

Message: RE: March 1, 2014 Skilled Iowa Metrics

Case Information:


Message Type: Exchange
 Message Direction: Internal
 Case: IWD Senator Petersen Request - Version 3
 Capture Date: 7/10/2014 1:32:44 PM
 Item ID: 40862053
 Policy Action: Not Specified

Mark History:

Date	Action Status	Reviewer
7/15/2014 5:00:53 PM	Unreviewed	Koonce, Kerry
7/15/2014 4:56:19 PM	Reviewed	Koonce, Kerry

Policies:


No Policies attached

 **RE: March 1, 2014 Skilled Iowa Metrics**

From Crowley, Jason [IWD] **Date** Wednesday, March 05, 2014 7:35 AM

To Adams, Lori [IWD]; Castillo, Lisa [IWD]; Gotta, Antonina [IWD]; Koonce, Kerry [IWD]; Lippold, Mary [IWD]; Schippers, Denise [IWD]; Wahlert, Teresa [IWD]; Wallace, Edward [IWD]; Wicks, Heidi [IWD]

Cc

 **Skilled Iowa Regional Reports 03012014.zip** (9800 Kb HTML)

Sorry everyone... I forgot to attached the .zip file with all of the custom regional requests. Here it is!

Jason

From: Crowley, Jason [IWD]
Sent: Tuesday, March 04, 2014 12:10 PM
To: Adams, Lori [IWD]; Castillo, Lisa [IWD]; Gotta, Antonina [IWD]; Koonce, Kerry [IWD]; Lippold, Mary [IWD]; Schippers, Denise [IWD]; Wahlert, Teresa [IWD]; Wallace, Edward [IWD]; Wicks, Heidi [IWD]
Subject: March 1, 2014 Skilled Iowa Metrics

Good afternoon all,

Attached are the calculated Skilled Iowa metrics as of March 1, 2014, by county as well as IWD Region. Also attached are the custom regional reports requested by the director and the member business lists. A couple of notes for this month:

- Washington County has eclipsed the 80% goal in all four metrics. It was previously missing the Member Business (#) metric, and it is up to 8.43% (61) this month.
- There was a request to change the area of the transitioning metric for Story City, IA to get closer to representing Story City itself (this metric can't be measured at the ZIP code level like the other three because LAUS unemployment numbers are not calculated at the ZIP code level). Instead of Story County, the area now shown on the Story City report is now Story County without Ames, IA (it is possible to do this because Ames is a big enough city to have independent LAUS estimates).

Let me know if you have any questions,
Jason Crowley
 Iowa Workforce Development
 Regional Research & Analysis Bureau
 1000 E. Grand Ave
 Des Moines, IA 50319
 Phone: (515)281-7124
 Fax: (515)281-9656

- [Metrics for Adair County 03012014.pdf](#)
- [Metrics for Adams County 03012014.pdf](#)
- [Metrics for Albia 03012014.pdf](#)
- [Metrics for Altoona 03012014.pdf](#)
- [Metrics for Asbury+ 03012014.pdf](#)
- [Metrics for Buchanan County 03012014.pdf](#)
- [Metrics for Butler County 03012014.pdf](#)
- [Metrics for Cedar County 03012014.pdf](#)
- [Metrics for Cedar Valley Region 03012014.pdf](#)
- [Metrics for Cerro Gordo County 03012014.pdf](#)
- [Metrics for Chariton 03012014.pdf](#)
- [Metrics for Charles City 03012014.pdf](#)
- [Metrics for Cherokee County 03012014.pdf](#)
- [Metrics for Clarke County 03012014.pdf](#)
- [Metrics for Crawford County 03012014.pdf](#)
- [Metrics for Des Moines County 03012014.pdf](#)
- [Metrics for Greater Des Moines Region 03012014.pdf](#)
- [Metrics for Grundy County 03012014.pdf](#)
- [Metrics for Harrison County 03012014.pdf](#)
- [Metrics for Howard County 03012014.pdf](#)
- [Metrics for Ida County 03012014.pdf](#)
- [Metrics for Indianola 03012014.pdf](#)
- [Metrics for Iowa Lakes Corridor Region 03012014.pdf](#)
- [Metrics for IWD Region 16 03012014.pdf](#)
- [Metrics for Jasper County 03012014.pdf](#)
- [Metrics for Johnson County 03012014.pdf](#)
- [Metrics for Jones County 03012014.pdf](#)
- [Metrics for Keokuk \(town\) 03012014.pdf](#)
- [Metrics for Keokuk County 03012014.pdf](#)
- [Metrics for Linn County 03012014.pdf](#)
- [Metrics for Lucas County 03012014.pdf](#)
- [Metrics for Marshall County 03012014.pdf](#)
- [Metrics for Mid Iowa Growth Partnership 03012014.pdf](#)
- [Metrics for Monona County 03012014.pdf](#)
- [Metrics for New Hampton 03012014.pdf](#)
- [Metrics for Newton 03012014.pdf](#)
- [Metrics for Onawa 03012014.pdf](#)
- [Metrics for Plymouth County 03012014.pdf](#)
- [Metrics for Pottawattamie County 03012014.pdf](#)
- [Metrics for Poweshiek County 03012014.pdf](#)
- [Metrics for Prosperity Eastern Iowa Region 03012014.pdf](#)
- [Metrics for Quad Cities Region 03012014.pdf](#)
- [Metrics for Ringgold County 03012014.pdf](#)
- [Metrics for Sergeant Bluff 03012014.pdf](#)
- [Metrics for Sioux City 03012014.pdf](#)
- [Metrics for South Central Iowa Region 03012014.pdf](#)
- [Metrics for Story City 03012014.pdf](#)
- [Metrics for Tama County 03012014.pdf](#)
- [Metrics for Union County 03012014.pdf](#)
- [Metrics for Urbandale 03012014.pdf](#)
- [Metrics for Wapello County 03012014.pdf](#)
- [Metrics for Waukee 03012014.pdf](#)
- [Metrics for Webster County 03012014.pdf](#)
- [Metrics for West DSM 03012014.pdf](#)
- [Metrics for Woodbury County 03012014.pdf](#)
- [Statewide Skilled Iowa Metrics 03012014.pdf](#)

Metrics for Adair County 03012014.pdf

Image 1

Adair County

80% of

Goal

100% of

Goal

% 24.11%

61

Goal #* 26

Start % 0.76%

Change +23.35%

Adair County

80% of

Goal

100% of

Goal

% 51.63%

1,504

Goal #* 583

Start % 15.15%

Change +36.48%

Adair County

80% of

Goal

100% of

Goal

% 2.54%

74

Goal #* 146

Start % 0.00%

Change +2.54%

Adair County

80% of

Goal

100% of

Goal

% 27.32%

50

Goal #* 37

Start % 2.38%

Change +24.94%

Current Region **Current Labor Force (Employed NCRC Holders)** Metric

Current Region **Member Business (Number)** Metric

8.00% 10.00%

Current Region **Member Business (Employment)** Metric

16.00% 20.00%

Adair County Skilled Iowa Metrics (March 1, 2014)

if county/region meets
80% of metric goal
if county/region meets

100% of metric goal

* "Goal #" is the raw number of member businesses/member business employment/NCRCs needed to reach the goal for that particular metric. These numbers are subject to change when quarterly data is updated.

4.00% 5.00%

Current Region **Transitioning**
(Unemployed NCRC Holders)
Work Force Metric

16.00% 20.00%

Metrics for Adams County 03012014.pdf

Image 1

Adams
County

80% of
Goal
100% of
Goal

% 32.12%

44

Goal #* 14

Start % 5.30%

Change +26.82%

Adams
County

80% of
Goal
100% of
Goal

% 61.77%

753

Goal #* 244

Start % 22.39%

Change +39.38%

Adams
County

80% of
Goal
100% of
Goal

% 4.35%

53

Goal #* 61

Start % 0.00%

Change +4.35%

Adams
County

80% of
Goal
100% of
Goal

% 26.37%

24

Goal #* 19

Start % 2.73%

Change +23.65%

Current Region **Current Labor
Force (Employed NCRC Holders)**
Metric

Current Region **Member Business
(Number)** Metric

8.00% 10.00%

Current Region **Member Business
(Employment)** Metric

16.00% 20.00%

if county/region meets
80% of metric goal

* "Goal #" is the raw number of member businesses/member
business employment/NCRCs needed to reach the goal for that
particular metric. These numbers are subject to change when
quarterly data is updated.

if county/region meets
100% of metric goal

Adams County Skilled Iowa Metrics (March 1, 2014)

4.00% 5.00%

Current Region **Transitioning
(Unemployed NCRC Holders)
Work Force** Metric

16.00% 20.00%

Metrics for Albia 03012014.pdf

Image 1

Albia

80% of
Goal
100% of
Goal

% 37.22%

67

Goal #* 18

Start % 0.54%

Change +36.68%

Albia

80% of
Goal
100% of
Goal

% 56.39%

1,223

Goal #* 434

Start % 3.59%

Change +52.80%

Albia

80% of
Goal
100% of
Goal

% 1.11%

24

Goal #* 109

Start % 0.13%

Change +0.97%

Monroe
County**

80% of
Goal
100% of
Goal

% 14.66%

34

Goal #* 47

Start % 0.00%

Change +14.66%

if county/region meets 80% of metric goal
if county/region meets 100% of metric goal

Albia (52531) Skilled Iowa Metrics (March 1, 2014)

** ZIP code level data is not available for the
transitioning metric, so Monroe County data
is used instead

* "Goal #" is the raw number of member
businesses/member business employment/NCRCs
needed to reach the goal for that particular metric.
These numbers are subject to change when quarterly
data is updated.

Current Region **Member Business
(Employment)** Metric

16.00% 20.00%

Current Region **Current Labor
Force (Employed NCRC Holders)**

Metric

4.00% 5.00%

Current Region Transitioning
(Unemployed NCRC Holders)
Work Force Metric

16.00% 20.00%

Current Region Member Business
(Number) Metric

8.00% 10.00%

Metrics for Altoona 03012014.pdf

Image 1

Altoona

80% of
Goal
100% of
Goal

% 9.28%

32

Goal #* 35

Start % 0.85%

Change +8.42%

Altoona

80% of
Goal
100% of
Goal

% 28.90%

2,303

Goal #* 1,594

Start % 4.12%

Change +24.78%

Altoona

80% of
Goal
100% of
Goal

% 0.54%

43

Goal #* 399

Start % 0.16%

Change +0.38%

Polk County**

80% of
Goal
100% of

Goal

% 12.30%

1,573

Goal #* 2,558

Start % 3.17%

Change +9.13%

if county/region meets 80% of metric goal
if county/region meets 100% of metric goal

** ZIP code level data is not available for the
transitioning metric, so Polk County data is
used instead

* "Goal #" is the raw number of member
businesses/member business employment/NCRCs
needed to reach the goal for that particular metric.
These numbers are subject to change when quarterly
data is updated.

Current Region **Member Business**
(Number) Metric

8.00% 10.00%

16.00% 20.00%

Current Region **Current Labor**
Force (Employed NCRC Holders)
Metric

4.00% 5.00%

Current Region **Transitioning**
(Unemployed NCRC Holders)
Work Force Metric

16.00% 20.00%

Altoona (50009) Skilled Iowa Metrics (March 1, 2014)

Current Region **Member Business**
(Employment) Metric

Metrics for Asbury+ 03012014.pdf

Image 1

Asbury

80% of
Goal
100% of
Goal

% 7.42%

44

Goal #* 60

Start % 0.52%

Change +6.90%

Asbury

80% of
Goal

100% of
Goal

% 20.98%

2,422

Goal #* 2,310

Start % 9.24%

Change +11.73%

Asbury

80% of
Goal
100% of
Goal

% 0.69%

80

Goal #* 578

Start % 0.39%

Change +0.30%

Dubuque
County**
80% of
Goal

100% of
Goal

% 14.85%

378

Goal #* 510

Start % 7.34%

Change +7.50%

if county/region meets 80% of metric goal
if county/region meets 100% of metric goal

**Current Region Member Business
(Number) Metric**

8.00% 10.00%

Asbury (52002) Skilled Iowa Metrics (March 1, 2014)

** ZIP code level data is not available for the
transitioning metric, so Dubuque County
data is used instead

* "Goal #" is the raw number of member
businesses/member business employment/NCRCs
needed to reach the goal for that particular metric.
These numbers are subject to change when quarterly
data is updated.

**Current Region Member Business
(Employment) Metric**

16.00% 20.00%

**Current Region Current Labor
Force (Employed NCRC Holders)
Metric**

4.00% 5.00%

Current Region Transitioning
(Unemployed NCRC Holders)
Work Force Metric

16.00% 20.00%

Metrics for Buchanan County 03012014.pdf

Image 1

Buchanan
County
80% of
Goal

100% of
Goal

% 17.97%

101

Goal #* 57

Start % 1.00%

Change +16.98%

Buchanan
County
80% of
Goal

100% of
Goal

% 36.30%

2,321

Goal #* 1,279

Start % 3.20%

Change +33.10%

Buchanan
County
80% of
Goal

100% of
Goal

% 1.08%

69

Goal #* 320

Start % 0.27%

Change +0.81%

Buchanan
County
80% of
Goal

100% of
Goal

% 9.62%

53

Goal #* 111

Start % 1.76%

Change +7.85%

if county/region meets
80% of metric goal

* "Goal #" is the raw number of member businesses/member
business employment/NCRCs needed to reach the goal for that
particular metric. These numbers are subject to change when
quarterly data is updated.

if county/region meets
100% of metric goal

8.00% 10.00%

Current Region **Member Business
(Employment)** Metric

16.00% 20.00%

Current Region **Current Labor
Force (Employed NCRC Holders)**
Metric

4.00% 5.00%

Current Region **Transitioning
(Unemployed NCRC Holders)**
Work Force Metric

16.00% 20.00%

Buchanan County Skilled Iowa Metrics (March 1, 2014)

Current Region **Member Business
(Number)** Metric

Metrics for Butler County 03012014.pdf

Image 1

Butler County
80% of
Goal
100% of

Goal

% 12.37%

47

Goal #* 38

Start % 0.00%

Change +12.37%

Butler County
80% of
Goal
100% of

Goal

% 22.31%

849

Goal #* 761

Start % 0.00%

Change +22.31%

Butler County

80% of

Goal

100% of

Goal

% 1.18%

45

Goal #* 191

Start % 0.17%

Change +1.02%

Butler County

80% of

Goal

100% of

Goal

% 7.89%

30

Goal #* 76

Start % 1.36%

Change +6.53%

Current Region **Current Labor Force (Employed NCRC Holders)** Metric

Current Region **Member Business (Number)** Metric

8.00% 10.00%

Current Region **Member Business (Employment)** Metric

16.00% 20.00%

Butler County Skilled Iowa Metrics (March 1, 2014)

if county/region meets
80% of metric goal

* "Goal #" is the raw number of member businesses/member business employment/NCRCs needed to reach the goal for that particular metric. These numbers are subject to change when quarterly data is updated.

if county/region meets
100% of metric goal

4.00% 5.00%

Current Region Transitioning
(Unemployed NCRC Holders)
Work Force Metric

16.00% 20.00%

Metrics for Cedar County 03012014.pdf

Image 1

Cedar County
80% of
Goal
100% of

Goal

% 6.01%

31

Goal #* 52

Start % 0.00%

Change +6.01%

Cedar County
80% of
Goal
100% of

Goal

% 9.20%

511

Goal #* 1,111

Start % 0.00%

Change +9.20%

Cedar County
80% of
Goal
100% of

Goal

% 1.17%

65

Goal #* 278

Start % 0.60%

Change +0.57%

Cedar County
80% of
Goal
100% of

Goal

% 7.23%

36

Goal #* 100

Start % 3.67%

Change +3.56%

Current Region **Current Labor Force (Employed NCRC Holders)** Metric

Current Region **Member Business (Number)** Metric

8.00% 10.00%

Current Region **Member Business (Employment)** Metric

16.00% 20.00%

if county/region meets 80% of metric goal

* "Goal #" is the raw number of member businesses/member business employment/NCRCs needed to reach the goal for that particular metric. These numbers are subject to change when quarterly data is updated.

if county/region meets 100% of metric goal

Cedar County Skilled Iowa Metrics (March 1, 2014)

4.00% 5.00%

Current Region **Transitioning (Unemployed NCRC Holders) Work Force** Metric

16.00% 20.00%

Metrics for Cedar Valley Region 03012014.pdf

Image 1

Black Hawk Bremer Buchanan Butler Chickasaw Grundy Tama

Cedar Valley Region Total

80% of Goal
100% of Goal

% 12.37% 6.40% 17.97% 12.37% 7.23% 15.61% 9.50% 11.91%

419 41 101 47 30 54 38 730

Goal #* 339 65 57 38 42 35 40 613

Start % 2.22% 0.44% 1.00% 0.00% 0.00% 3.35% 0.24% 1.46%

Change +10.15% +5.96% +16.98% +12.37% +7.23% +12.25% +9.26% +10.45%

Black Hawk Bremer Buchanan Butler Chickasaw Grundy Tama

Cedar Valley Region Total

80% of
Goal
100% of
Goal

% 40.67% 27.19% 36.30% 22.31% 12.11% 31.94% 38.67% 36.87%

30,752 2,771 2,321 849 581 1,311 1,923 40,508

Goal #* 15,122 2,039 1,279 761 960 821 995 21,976

Start % 9.20% 1.64% 3.20% 0.00% 0.00% 7.00% 18.71% 6.93%

Change +31.47% +25.55% +33.10% +22.31% +12.11% +24.93% +19.95% +29.94%

Black Hawk Bremer Buchanan Butler Chickasaw Grundy Tama

Cedar
Valley
Region
Total

80% of
Goal
100% of
Goal

% 1.15% 0.92% 1.08% 1.18% 1.08% 1.27% 3.24% 1.23%

873 94 69 45 52 52 161 1,346

Goal #* 3,781 510 320 191 240 206 249 5,494

Start % 0.19% 0.15% 0.27% 0.17% 0.59% 0.21% 1.10% 0.25%

Change +0.96% +0.77% +0.81% +1.02% +0.49% +1.06% +2.14% +0.97%

Black Hawk Bremer Buchanan Butler Chickasaw Grundy Tama

Cedar
Valley
Region
Total

80% of
Goal
100% of
Goal

% 13.13% 7.38% 9.62% 7.89% 5.29% 8.41% 8.73% 11.09%

525 40 53 30 18 26 50 742

Goal #* 800 109 111 76 68 62 115 1,339

Start % 2.75% 0.67% 1.76% 1.36% 2.09% 2.50% 6.89% 2.70%

Change +10.38% +6.71% +7.85% +6.53% +3.20% +5.91% +1.84% +8.39%

if county/region meets 80% of metric goal
if county/region meets 100% of metric goal

Current Region Member Business (Employment) Metric

Cedar Valley Region Skilled Iowa Metrics (March 1, 2014)

* "Goal #" is the raw number of member businesses/member business
employment/NCRCs needed to reach the goal for that particular metric.
These numbers are subject to change when quarterly data is updated.

Current Region Transitioning (Unemployed NCRC Holders) Work Force Metric

16.00% 20.00%

16.00% 20.00%

Current Region Current Labor Force (Employed NCRC Holders) Metric

4.00% 5.00%

Current Region Member Business (Number) Metric

8.00% 10.00%

Metrics for Cerro Gordo County 03012014.pdf

Image 1

Cerro Gordo
County
80% of
Goal

100% of
Goal

% 13.09%

193

Goal #* 148

Start % 1.00%

Change +12.10%

Cerro Gordo
County
80% of
Goal

100% of
Goal

% 42.70%

10,201

Goal #* 4,778

Start % 6.25%

Change +36.45%

Cerro Gordo
County
80% of
Goal

100% of
Goal

% 0.93%

221

Goal #* 1,195

Start % 0.07%

Change +0.85%

Cerro Gordo
County
80% of
Goal

100% of
Goal

% 8.04%

110

Goal #* 274

Start % 1.58%

Change +6.45%

Current Region **Current Labor Force (Employed NCRC Holders)** Metric

Current Region **Member Business (Number)** Metric

8.00% 10.00%

Current Region **Member Business (Employment)** Metric

16.00% 20.00%

Cerro Gordo County Skilled Iowa Metrics (March 1, 2014)

if county/region meets
80% of metric goal

* "Goal #" is the raw number of member businesses/member business employment/NCRCs needed to reach the goal for that particular metric. These numbers are subject to change when quarterly data is updated.

if county/region meets
100% of metric goal

4.00% 5.00%

Current Region **Transitioning (Unemployed NCRC Holders) Work Force** Metric

16.00% 20.00%

Metrics for Chariton 03012014.pdf

Image 1

Chariton

80% of
Goal
100% of
Goal

% 20.12%

33

Goal #* 17

Start % 1.23%

Change +18.89%

Chariton

80% of
Goal
100% of
Goal

% 67.35%

2,046

Goal #* 608

Start % 40.31%

Change +27.03%

Chariton

80% of
Goal
100% of
Goal

% 2.44%

74

Goal #* 152

Start % 0.00%

Change +2.44%

Lucas
County**

80% of
Goal
100% of
Goal

% 45.85%

94

Goal #* 41

Start % 0.83%

Change +45.02%

if county/region meets 80% of metric goal
if county/region meets 100% of metric goal

Current Region **Current Labor
Force (Employed NCRC Holders)**
Metric

Chariton (50049) Skilled Iowa Metrics (March 1, 2014)

Current Region **Member Business
(Number)** Metric

8.00% 10.00%

Current Region **Member Business
(Employment)** Metric

16.00% 20.00%

** ZIP code level data is not available for the
transitioning metric, so Lucas County data is
used instead

4.00% 5.00%

Current Region **Transitioning
(Unemployed NCRC Holders)
Work Force** Metric

16.00% 20.00%

* "Goal #" is the raw number of member
businesses/member business employment/NCRCs
needed to reach the goal for that particular metric.
These numbers are subject to change when quarterly
data is updated.

Metrics for Charles City 03012014.pdf

Image 1

Charles City
80% of
Goal
100% of

Goal

% 15.48%

48

Goal #* 31

Start % 1.55%

Change +13.93%

Charles City
80% of
Goal
100% of

Goal

% 34.33%

1,598

Goal #* 931

Start % 8.18%

Change +26.15%

Charles City
80% of
Goal
100% of

Goal

% 0.30%

14

Goal #* 233

Start % 0.04%

Change +0.26%

Floyd
County**

80% of
Goal
100% of
Goal

% 5.03%

26

Goal #* 104

Start % 1.05%

Change +3.98%

if county/region meets 80% of metric goal
if county/region meets 100% of metric goal

8.00% 10.00%

Current Region **Current Labor Force (Employed NCRC Holders)** Metric

4.00% 5.00%

Current Region **Member Business (Employment)** Metric

16.00% 20.00%

** ZIP code level data is not available for the transitioning metric, so Floyd County data is used instead

* "Goal #" is the raw number of member businesses/member business employment/NCRCs needed to reach the goal for that particular metric. These numbers are subject to change when quarterly data is updated.

Current Region **Transitioning (Unemployed NCRC Holders) Work Force** Metric

16.00% 20.00%

Charles City (50616) Skilled Iowa Metrics (March 1, 2014)

Current Region **Member Business (Number)** Metric

Metrics for Cherokee County 03012014.pdf

Image 1

Cherokee County
80% of Goal

100% of Goal

% 15.51%

65

Goal ## 42

Start % 1.11%

Change +14.40%

Cherokee County
80% of Goal

100% of Goal

% 41.39%

2,268

Goal ## 1,096

Start % 10.21%

Change +31.18%

Cherokee
County
80% of
Goal

100% of
Goal

% 1.04%

57

Goal #* 274

Start % 0.13%

Change +0.91%

Cherokee
County
80% of
Goal

100% of
Goal

% 10.36%

32

Goal #* 62

Start % 4.29%

Change +6.07%

Current Region **Current Labor
Force (Employed NCRC Holders)**
Metric

Current Region **Member Business
(Number)** Metric

8.00% 10.00%

Current Region **Member Business
(Employment)** Metric

16.00% 20.00%

if county/region meets
80% of metric goal

* "Goal #" is the raw number of member businesses/member
business employment/NCRCs needed to reach the goal for that
particular metric. These numbers are subject to change when
quarterly data is updated.

if county/region meets
100% of metric goal

Cherokee County Skilled Iowa Metrics (March 1, 2014)

4.00% 5.00%

Current Region **Transitioning
(Unemployed NCRC Holders)
Work Force** Metric

16.00% 20.00%

Metrics for Clarke County 03012014.pdf

Image 1

Clarke County
80% of
Goal
100% of

Goal

% 25.99%

59

Goal #* 23

Start % 1.57%

Change +24.42%

Clarke County
80% of
Goal
100% of

Goal

% 58.89%

2,460

Goal #* 836

Start % 3.69%

Change +55.21%

Clarke County
80% of
Goal
100% of

Goal

% 2.61%

109

Goal #* 209

Start % 0.17%

Change +2.44%

Clarke County
80% of
Goal
100% of

Goal

% 22.68%

66

Goal #* 59

Start % 5.43%

Change +17.25%

4.00% 5.00%

Current Region **Transitioning**
(Unemployed NCRC Holders)
Work Force Metric

Current Region **Current Labor**
Force (Employed NCRC Holders)
Metric

16.00% 20.00%

Clarke County Skilled Iowa Metrics (March 1, 2014)

if county/region meets
80% of metric goal

* "Goal #" is the raw number of member businesses/member
business employment/NCRCs needed to reach the goal for that
particular metric. These numbers are subject to change when
quarterly data is updated.

if county/region meets
100% of metric goal

16.00% 20.00%

Current Region **Member Business**
(**Number**) Metric

8.00% 10.00%

Current Region **Member Business**
(**Employment**) Metric

Metrics for Crawford County 03012014.pdf

Image 1

Crawford
County
80% of
Goal

100% of
Goal

% 38.48%

182

Goal #* 48

Start % 0.58%

Change +37.90%

Crawford
County
80% of
Goal

100% of
Goal

% 75.16%

5,726

Goal #* 1,524

Start % 4.78%

Change +70.39%

Crawford
County
80% of
Goal

100% of
Goal

% 1.39%

106

Goal #* 381

Start % 0.03%

Change +1.36%

Crawford
County
80% of
Goal

100% of
Goal

% 30.58%

122

Goal #* 80

Start % 1.59%

Change +28.99%

Current Region **Current Labor
Force (Employed NCRC Holders)**
Metric

Current Region **Member Business
(Number)** Metric

8.00% 10.00%

Current Region **Member Business
(Employment)** Metric

16.00% 20.00%

Crawford County Skilled Iowa Metrics (March 1, 2014)

if county/region meets
80% of metric goal

* "Goal #" is the raw number of member businesses/member
business employment/NCRCs needed to reach the goal for that
particular metric. These numbers are subject to change when
quarterly data is updated.

if county/region meets
100% of metric goal

4.00% 5.00%

Current Region **Transitioning
(Unemployed NCRC Holders)
Work Force** Metric

16.00% 20.00%

Metrics for Des Moines County 03012014.pdf

Image 1

Des Moines
County
80% of
Goal

100% of
Goal

% 14.07%

165

Goal #* 118

Start % 1.11%

Change +12.95%

Des Moines
County
80% of
Goal

100% of
Goal

% 53.41%

11,838

Goal #* 4,434

Start % 13.24%

Change +40.17%

Des Moines
County
80% of
Goal

100% of
Goal

% 7.24%

1,604

Goal #* 1,109

Start % 5.00%

Change +2.24%

Des Moines
County
80% of
Goal

100% of
Goal

% 64.32%

842

Goal #* 262

Start % 38.20%

Change +26.12%

Current Region **Current Labor Force (Employed NCRC Holders)** Metric

Current Region **Member Business (Number)** Metric

8.00% 10.00%

Current Region **Member Business (Employment)** Metric

16.00% 20.00%

Des Moines County Skilled Iowa Metrics (March 1, 2014)

if county/region meets 80% of metric goal

* "Goal #" is the raw number of member businesses/member business employment/NCRCs needed to reach the goal for that particular metric. These numbers are subject to change when quarterly data is updated.

if county/region meets 100% of metric goal

4.00% 5.00%

Current Region **Transitioning (Unemployed NCRC Holders) Work Force** Metric

16.00% 20.00%

Metrics for Greater Des Moines Region 03012014.pdf

Image 1

Boone Dallas Guthrie Jasper Madison Marion Marshall Polk Story Warren

GDSM Region Total

80% of Goal 100% of Goal

% 8.52% 7.20% 10.82% 7.52% 10.82% 7.83% 12.13% 6.79% 5.49% 10.83% 7.31%

53 127 37 62 42 69 108 939 119 90 1,646

Goal #* 63 177 35 83 39 89 89 1,382 217 84 2,253

Start % 0.15% 0.16% 0.00% 0.67% 0.00% 0.53% 3.87% 0.32% 0.21% 0.22% 0.45%

Change +8.37% +7.03% +10.82% +6.86% +10.82% +7.30% +8.26% +6.47% +5.28% +10.61% +6.86%

Boone Dallas Guthrie Jasper Madison Marion Marshall Polk Story Warren

GDSM Region Total

80% of Goal 100% of Goal

% 24.60% 37.29% 27.76% 30.05% 29.84% 54.42% 45.63% 25.93% 26.49% 24.37% 28.99%

2,354 13,661 889 3,425 1,080 9,093 8,354 71,899 11,443 2,475 124,673

Goal #* 1,914 7,326 641 2,280 724 3,342 3,662 55,458 8,638 2,032 86,014

Start % 1.84% 0.42% 0.00% 10.68% 0.00% 17.40% 20.55% 5.05% 2.11% 2.60% 5.45%

Change +22.76% +36.87% +27.76% +19.38% +29.84% +37.02% +25.09% +20.88% +24.39% +21.77% +23.54%

Boone Dallas Guthrie Jasper Madison Marion Marshall Polk Story Warren

GDSM
Region
Total

80% of
Goal
100% of
Goal

% 0.34% 0.18% 1.09% 1.99% 1.19% 0.78% 2.50% 0.80% 0.22% 1.26% 0.80%

33 67 35 227 43 130 458 2,215 93 128 3,429

Goal #* 479 1,832 161 570 181 836 916 13,865 2,160 508 21,504

Start % 0.03% 0.05% 0.03% 0.34% 0.28% 0.11% 1.22% 0.15% 0.02% 0.20% 0.18%

Change +0.31% +0.13% +1.06% +1.65% +0.91% +0.67% +1.28% +0.65% +0.19% +1.06% +0.62%

Boone Dallas Guthrie Jasper Madison Marion Marshall Polk Story Warren

GDSM
Region
Total

80% of
Goal
100% of
Goal

% 2.44% 3.29% 8.39% 29.97% 6.33% 18.68% 14.97% 12.30% 4.16% 3.33% 11.32%

16 52 26 354 30 158 198 1,573 79 43 2,529

Goal #* 132 317 62 237 95 170 265 2,558 380 259 4,470

Start % 0.38% 0.76% 0.25% 5.63% 0.60% 0.40% 10.00% 3.17% 1.18% 0.93% 2.93%

Change +2.05% +2.52% +8.14% +24.34% +5.73% +18.27% +4.97% +9.13% +2.98% +2.40% +8.39%

if county/region meets 80% of metric goal
if county/region meets 100% of metric goal

4.00% 5.00%

Current Region Transitioning (Unemployed NCRC Holders) Work Force Metric

Current Region Current Labor Force (Employed NCRC Holders) Metric

16.00% 20.00%

* "Goal #" is the raw number of member businesses/member business employment/NCRCs needed to reach the goal for that particular metric. These numbers are subject to change when quarterly data is updated.

16.00% 20.00%

Greater Des Moines Region Skilled Iowa Metrics (March 1, 2014)

Current Region Member Business (Number) Metric

8.00% 10.00%

Current Region Member Business (Employment) Metric

Metrics for Grundy County 03012014.pdf

Image 1

Grundy
County

80% of
Goal
100% of
Goal

% 15.61%

54

Goal #* 35

Start % 3.35%

Change +12.25%

Grundy
County

80% of
Goal
100% of
Goal

% 31.94%

1,311

Goal #* 821

Start % 7.00%

Change +24.93%

Grundy
County

80% of
Goal
100% of
Goal

% 1.27%

52

Goal #* 206

Start % 0.21%

Change +1.06%

Grundy
County

80% of
Goal
100% of
Goal

% 8.41%

26

Goal #* 62

Start % 2.50%

Change +5.91%

Current Region **Current Labor**
Force (Employed NCRC Holders)
Metric

Current Region **Member Business**

(Number) Metric

8.00% 10.00%

Current Region **Member Business
(Employment) Metric**

16.00% 20.00%

Grundy County Skilled Iowa Metrics (March 1, 2014)

if county/region meets
80% of metric goal

* "Goal #" is the raw number of member businesses/member
business employment/NCRCs needed to reach the goal for that
particular metric. These numbers are subject to change when
quarterly data is updated.

if county/region meets
100% of metric goal

4.00% 5.00%

Current Region **Transitioning
(Unemployed NCRC Holders)
Work Force Metric**

16.00% 20.00%

Metrics for Harrison County 03012014.pdf

Image 1

Harrison
County

80% of
Goal
100% of
Goal

% 13.32%

55

Goal #* 42

Start % 0.22%

Change +13.09%

Harrison
County

80% of
Goal
100% of
Goal

% 36.66%

1,618

Goal #* 883

Start % 2.86%

Change +33.80%

Harrison

County

80% of
Goal
100% of
Goal

% 1.22%

54

Goal #* 221

Start % 0.02%

Change +1.20%

Harrison
County

80% of
Goal
100% of
Goal

% 17.65%

57

Goal #* 65

Start % 2.63%

Change +15.02%

Harrison County Skilled Iowa Metrics (March 1, 2014)

if county/region meets
80% of metric goal

* "Goal #" is the raw number of member businesses/member
business employment/NCRCs needed to reach the goal for that
particular metric. These numbers are subject to change when
quarterly data is updated.

if county/region meets
100% of metric goal

4.00% 5.00%

Current Region **Transitioning**
(Unemployed NCRC Holders)
Work Force Metric

16.00% 20.00%

Current Region **Member Business**
(Number) Metric

8.00% 10.00%

Current Region **Current Labor**
Force (Employed NCRC Holders)
Metric

Current Region **Member Business**
(Employment) Metric

16.00% 20.00%

Metrics for Howard County 03012014.pdf

Image 1

Howard
County

80% of
Goal
100% of
Goal

% 12.09%

37

Goal #* 31

Start % 0.94%

Change +11.15%

Howard
County

80% of
Goal
100% of
Goal

% 35.86%

1,502

Goal #* 838

Start % 14.26%

Change +21.59%

Howard
County

80% of
Goal
100% of
Goal

% 0.43%

18

Goal #* 210

Start % 0.15%

Change +0.28%

Howard
County

80% of
Goal
100% of
Goal

% 4.74%

12

Goal #* 51

Start % 1.29%

Change +3.45%

if county/region meets
80% of metric goal

* "Goal #" is the raw number of member businesses/member
business employment/NCRCs needed to reach the goal for that
particular metric. These numbers are subject to change when
quarterly data is updated.

if county/region meets
100% of metric goal

8.00% 10.00%

Current Region **Member Business
(Employment)** Metric

16.00% 20.00%

Current Region **Current Labor
Force (Employed NCRC Holders)**
Metric

4.00% 5.00%

Current Region **Transitioning
(Unemployed NCRC Holders)
Work Force** Metric

16.00% 20.00%

Howard County Skilled Iowa Metrics (March 1, 2014)

Current Region **Member Business
(Number)** Metric

Metrics for Ida County 03012014.pdf

Image 1

Ida County

80% of
Goal
100% of
Goal

% 16.30%

44

Goal #* 27

Start % 0.00%

Change +16.30%

Ida County

80% of
Goal
100% of
Goal

% 57.81%

2,002

Goal #* 693

Start % 0.00%

Change +57.81%

Ida County

80% of

Goal

100% of

Goal

% 1.04%

36

Goal #* 174

Start % 0.06%

Change +0.98%

Ida County

80% of

Goal

100% of

Goal

% 15.38%

24

Goal #* 32

Start % 3.00%

Change +12.38%

Current Region **Current Labor Force (Employed NCRC Holders)** Metric

Current Region **Member Business (Number)** Metric

8.00% 10.00%

Current Region **Member Business (Employment)** Metric

16.00% 20.00%

if county/region meets
80% of metric goal

* "Goal #" is the raw number of member businesses/member business employment/NCRCs needed to reach the goal for that particular metric. These numbers are subject to change when quarterly data is updated.

if county/region meets
100% of metric goal

Ida County Skilled Iowa Metrics (March 1, 2014)

4.00% 5.00%

Current Region **Transitioning (Unemployed NCRC Holders) Work Force** Metric

16.00% 20.00%

Metrics for Indianola 03012014.pdf

Image 1

Indianola

80% of
Goal
100% of
Goal

% 16.38%

66

Goal #* 41

Start % 0.74%

Change +15.64%

Indianola

80% of
Goal
100% of
Goal

% 33.64%

1,992

Goal #* 1,185

Start % 4.37%

Change +29.27%

Indianola

80% of
Goal
100% of
Goal

% 0.88%

52

Goal #* 297

Start % 0.13%

Change +0.75%

Warren
County**

80% of
Goal
100% of
Goal

% 3.33%

43

Goal #* 259

Start % 0.93%

Change +2.40%

if county/region meets 80% of metric goal
if county/region meets 100% of metric goal

** ZIP code level data is not available for the
transitioning metric, so Warren County data
is used instead

* "Goal #" is the raw number of member businesses/member business employment/NCRCs needed to reach the goal for that particular metric. These numbers are subject to change when quarterly data is updated.

Current Region Member Business (Number) Metric

8.00% 10.00%

16.00% 20.00%

Current Region Current Labor Force (Employed NCRC Holders) Metric

4.00% 5.00%

Current Region Transitioning (Unemployed NCRC Holders) Work Force Metric

16.00% 20.00%

Indianola (50125) Skilled Iowa Metrics (March 1, 2014)

Current Region Member Business (Employment) Metric

Metrics for Iowa Lakes Corridor Region 03012014.pdf

Image 1

Buena Vista

Clay Dickinson Emmet
Iowa Lakes Corridor
Region Total

80% of Goal
100% of Goal

% 11.11% 13.98% 9.93% 10.91% 11.51%

67 93 76 36 272

Goal #* 61 67 77 33 237

Start % 1.23% 3.15% 1.33% 1.07% 1.78%

Change +9.88% +10.83% +8.60% +9.84% +9.73%

Buena Vista

Clay Dickinson Emmet
Iowa Lakes Corridor
Region Total

80% of Goal
100% of Goal

% 48.25% 37.20% 28.12% 32.36% 37.73%

5,232 3,269 2,522 1,393 12,416

Goal #* 2,169 1,758 1,794 861 6,582

Start % 3.90% 15.93% 11.96% 8.91% 9.93%

Change +44.34% +21.27% +16.16% +23.45% +27.81%

Buena
Vista

Clay Dickinson Emmet
Iowa Lakes
Corridor
Region Total

80% of
Goal
100% of
Goal

% 0.19% 0.63% 0.47% 0.37% 0.41%

21 55 42 16 134

Goal #* 543 440 449 216 1,646

Start % 0.01% 0.03% 0.01% 0.07% 0.03%

Change +0.18% +0.59% +0.46% +0.30% +0.38%

Buena
Vista

Clay Dickinson Emmet
Iowa Lakes
Corridor
Region Total

80% of
Goal
100% of
Goal

% 2.08% 6.09% 17.14% 4.48% 8.10%

10 28 91 12 141

Goal #* 97 92 107 54 348

Start % 0.60% 2.08% 2.30% 0.29% 1.46%

Change +1.48% +4.01% +14.84% +4.19% +6.65%

4.00% 5.00%

Current Region **Transitioning (Unemployed NCRC Holders) Work Force** Metric

Current Region **Current Labor Force (Employed NCRC Holders)** Metric

16.00% 20.00%

Iowa Lakes Corridor Region **Skilled Iowa Metrics (March 1, 2014)**

Current Region **Member Business (Number)** Metric

8.00% 10.00%

Current Region **Member Business (Employment)** Metric

if county/region meets 80% of metric
goal
if county/region meets 100% of metric
goal

* "Goal #" is the raw number of member businesses/member business employment/NCRCs needed to reach the goal for that particular metric. These numbers are subject to change when quarterly data is updated.

16.00% 20.00%

Metrics for IWD Region 16 03012014.pdf

Image 1

Des

Moines

Henry Lee Louisa

IWD Region

16 Total

80% of

Goal

100% of

Goal

% 14.07% 18.29% 12.95% 14.22% 14.52%

165 105 129 32 431

Goal #* 118 58 100 23 297

Start % 1.11% 0.96% 1.48% 0.00% 1.12%

Change +12.95% +17.33% +11.47% +14.22% +13.40%

Des

Moines

Henry Lee Louisa

IWD Region

16 Total

80% of

Goal

100% of

Goal

% 53.41% 29.97% 33.53% 57.38% 43.26%

11,838 2,744 5,315 2,083 21,980

Goal #* 4,434 1,832 3,171 726 10,161

Start % 13.24% 9.29% 15.02% 0.00% 12.13%

Change +40.17% +20.68% +18.52% +57.38% +31.14%

Des

Moines

Henry Lee Louisa

IWD Region

16 Total

80% of

Goal

100% of

Goal

% 7.24% 3.51% 3.02% 2.42% 4.90%

1,604 321 478 88 2,491

Goal #* 1,109 458 793 182 2,541

Start % 5.00% 2.08% 1.79% 1.37% 3.17%

Change +2.24% +1.42% +1.23% +1.05% +1.73%

Des

Moines

Henry Lee Louisa

IWD Region

16 Total

80% of

Goal

100% of

Goal

% 64.32% 26.06% 19.55% 10.70% 36.16%

842 160 263 35 1,300

Goal #* 262 123 269 66 719

Start % 38.20% 8.47% 7.11% 4.32% 18.25%

Change +26.12% +17.59% +12.45% +6.38% +17.91%

if county/region meets 80% of metric goal

if county/region meets 100% of metric goal

Current Region **Current Labor Force (Employed NCRC Holders)** Metric

IWD Region 16 Skilled Iowa Metrics (March 1, 2014)

Current Region **Member Business (Number)** Metric

8.00% 10.00%

Current Region **Member Business (Employment)** Metric

16.00% 20.00%

* "Goal #" is the raw number of member businesses/member business employment/NCRCs needed to reach the goal for that particular metric. These numbers

4.00% 5.00%

Current Region **Transitioning (Unemployed NCRC Holders) Work Force** Metric

16.00% 20.00%

Metrics for Jasper County 03012014.pdf

Image 1

Jasper County

80% of

Goal

100% of

Goal

% 7.52%

62

Goal #* 83

Start % 0.67%

Change +6.86%

Jasper County

80% of

Goal

100% of

Goal

% 30.05%

3,425

Goal #* 2,280

Start % 10.68%

Change +19.38%

Jasper County

80% of

Goal

100% of

Goal

% 1.99%

227

Goal #* 570

Start % 0.34%

Change +1.65%

Jasper County

80% of

Goal

100% of

Goal

% 29.97%

354

Goal #* 237

Start % 5.63%

Change +24.34%

4.00% 5.00%

Current Region **Transitioning**
(Unemployed NCRC Holders)
Work Force Metric

Current Region **Current Labor**
Force (Employed NCRC Holders)
Metric

16.00% 20.00%

Jasper County Skilled Iowa Metrics (March 1, 2014)

if county/region meets
80% of metric goal

* "Goal #" is the raw number of member businesses/member

business employment/NCRCs needed to reach the goal for that particular metric. These numbers are subject to change when quarterly data is updated.

if county/region meets
100% of metric goal

16.00% 20.00%

Current Region **Member Business**
(Number) Metric

8.00% 10.00%

Current Region **Member Business**
(Employment) Metric

Metrics for Johnson County 03012014.pdf

Image 1

Johnson
County

80% of
Goal
100% of
Goal

% 5.20%

180

Goal #* 347

Start % 0.28%

Change +4.92%

Johnson
County

80% of
Goal
100% of
Goal

% 41.99%

33,364

Goal #* 15,894

Start % 3.24%

Change +38.75%

Johnson
County

80% of
Goal
100% of
Goal

% 0.66%

523

Goal #* 3,974

Start % 0.25%

Change +0.41%

Johnson
County

80% of
Goal
100% of
Goal

% 8.39%

253

Goal #* 604

Start % 3.59%

Change +4.80%

Current Region **Current Labor
Force (Employed NCRC Holders)**
Metric

Current Region **Member Business
(Number)** Metric

8.00% 10.00%

Current Region **Member Business
(Employment)** Metric

16.00% 20.00%

Johnson County Skilled Iowa Metrics (March 1, 2014)

if county/region meets
80% of metric goal

* "Goal #" is the raw number of member businesses/member
business employment/NCRCs needed to reach the goal for that
particular metric. These numbers are subject to change when
quarterly data is updated.

if county/region meets
100% of metric goal

4.00% 5.00%

Current Region **Transitioning
(Unemployed NCRC Holders)**
Work Force Metric

16.00% 20.00%

Metrics for Jones County 03012014.pdf

Image 1

Jones County
80% of
Goal
100% of

Goal

% 10.28%

56

Goal ## 55

Start % 0.68%

Change +9.59%

Jones County
80% of
Goal
100% of

Goal

% 28.96%

1,872

Goal ## 1,293

Start % 5.85%

Change +23.11%

Jones County
80% of
Goal
100% of

Goal

% 5.12%

331

Goal ## 324

Start % 1.29%

Change +3.83%

Jones County
80% of
Goal
100% of

Goal

% 30.52%

181

Goal ## 119

Start % 10.86%

Change +19.67%

Jones County Skilled Iowa Metrics (March 1, 2014)

Current Region **Member Business**
(Number) Metric

8.00% 10.00%

Current Region **Member Business**
(Employment) Metric

if county/region meets
80% of metric goal

* "Goal #" is the raw number of member businesses/member
business employment/NCRCs needed to reach the goal for that
particular metric. These numbers are subject to change when
quarterly data is updated.

if county/region meets
100% of metric goal

Current Region Transitioning
(Unemployed NCRC Holders)
Work Force Metric

16.00% 20.00%

4.00% 5.00%

Current Region Current Labor
Force (Employed NCRC Holders)
Metric

16.00% 20.00%

Metrics for Keokuk (town) 03012014.pdf

Image 1

Keokuk

80% of
Goal
100% of
Goal

% 11.42%

45

Goal #* 40

Start % 1.23%

Change +10.19%

Keokuk

80% of
Goal
100% of
Goal

% 32.66%

2,281

Goal #* 1,397

Start % 16.86%

Change +15.80%

Keokuk

80% of
Goal
100% of
Goal

% 1.92%

134

Goal #* 350

Start % 1.09%

Change +0.83%

Lee County**
80% of

Goal
100% of

Goal

% 19.55%

263

Goal #* 269

Start % 7.11%

Change +12.45%

if county/region meets 80% of metric goal
if county/region meets 100% of metric goal

8.00% 10.00%

Current Region **Current Labor
Force (Employed NCRC Holders)**
Metric

4.00% 5.00%

Current Region **Member Business
(Employment)** Metric

16.00% 20.00%

** ZIP code level data is not available for the
transitioning metric, so Lee County data is
used instead

* "Goal #" is the raw number of member
businesses/member business employment/NCRCs
needed to reach the goal for that particular metric.
These numbers are subject to change when quarterly
data is updated.

Current Region **Transitioning
(Unemployed NCRC Holders)
Work Force** Metric

16.00% 20.00%

Keokuk (52632) Skilled Iowa Metrics (March 1, 2014)

Current Region **Member Business
(Number)** Metric

Metrics for Keokuk County 03012014.pdf

Image 1

Keokuk
County

80% of
Goal
100% of
Goal

% 14.58%

42

Goal #* 29

Start % 0.00%

Change +14.58%

Keokuk
County

80% of
Goal
100% of
Goal

% 26.88%

654

Goal #* 487

Start % 0.00%

Change +26.88%

Keokuk
County

80% of
Goal
100% of
Goal

% 6.25%

152

Goal #* 122

Start % 2.65%

Change +3.60%

Keokuk
County

80% of
Goal
100% of
Goal

% 15.48%

48

Goal #* 62

Start % 3.89%

Change +11.59%

Keokuk County Skilled Iowa Metrics (March 1, 2014)

if county/region meets
80% of metric goal

* "Goal #" is the raw number of member businesses/member
business employment/NCRCs needed to reach the goal for that
particular metric. These numbers are subject to change when
quarterly data is updated.

if county/region meets
100% of metric goal

Current Region **Current Labor
Force (Employed NCRC Holders)**
Metric

Current Region **Member Business
(Number)** Metric

8.00% 10.00%

Current Region **Member Business**
(**Employment**) Metric

16.00% 20.00%

4.00% 5.00%

Current Region **Transitioning**
(**Unemployed NCRC Holders**)
Work Force Metric

16.00% 20.00%

Metrics for Linn County 03012014.pdf

Image 1

Linn County
80% of
Goal
100% of

Goal

% 6.78%

392

Goal #* 578

Start % 0.82%

Change +5.96%

Linn County
80% of
Goal
100% of

Goal

% 25.67%

32,815

Goal #* 25,571

Start % 5.55%

Change +20.12%

Linn County
80% of
Goal
100% of

Goal

% 1.64%

2,093

Goal #* 6,393

Start % 0.53%

Change +1.11%

Linn County

80% of
Goal
100% of

Goal

% 15.80%

1,009

Goal #* 1,277

Start % 8.60%

Change +7.20%

4.00% 5.00%

Current Region **Current Labor
Force (Employed NCRC Holders)**
Metric

16.00% 20.00%

Current Region **Member Business
(Number)** Metric

8.00% 10.00%

Current Region **Member Business
(Employment)** Metric

if county/region meets
80% of metric goal

* "Goal #" is the raw number of member businesses/member
business employment/NCRCs needed to reach the goal for that
particular metric. These numbers are subject to change when
quarterly data is updated.

if county/region meets
100% of metric goal

Linn County Skilled Iowa Metrics (March 1, 2014)

Current Region **Transitioning
(Unemployed NCRC Holders)**
Work Force Metric

16.00% 20.00%

Metrics for Lucas County 03012014.pdf

Image 1

Lucas County
80% of
Goal
100% of

Goal

% 16.18%

33

Goal #* 21

Start % 1.30%

Change +14.87%

Lucas County
80% of
Goal
100% of

Goal

% 64.06%

2,048

Goal #* 640

Start % 38.81%

Change +25.26%

Lucas County
80% of
Goal
100% of

Goal

% 2.97%

95

Goal #* 160

Start % 0.00%

Change +2.97%

Lucas County
80% of
Goal
100% of

Goal

% 45.85%

94

Goal #* 41

Start % 0.83%

Change +45.02%

if county/region meets
80% of metric goal

* "Goal #" is the raw number of member businesses/member
business employment/NCRCs needed to reach the goal for that
particular metric. These numbers are subject to change when
quarterly data is updated.

if county/region meets
100% of metric goal

8.00% 10.00%

Current Region **Member Business**
(Employment) Metric

16.00% 20.00%

Current Region **Current Labor**
Force (Employed NCRC Holders)
Metric

4.00% 5.00%

Current Region Transitioning
(Unemployed NCRC Holders)
Work Force Metric

16.00% 20.00%

Lucas County Skilled Iowa Metrics (March 1, 2014)

Current Region Member Business
(Number) Metric

Metrics for Marshall County 03012014.pdf

Image 1

Marshall
County

80% of
Goal
100% of
Goal

% 12.13%

108

Goal #* 89

Start % 3.87%

Change +8.26%

Marshall
County

80% of
Goal
100% of
Goal

% 45.63%

8,354

Goal #* 3,662

Start % 20.55%

Change +25.09%

Marshall
County

80% of
Goal
100% of
Goal

% 2.50%

458

Goal #* 916

Start % 1.22%

Change +1.28%

Marshall

County

80% of
Goal
100% of
Goal

% 14.97%

198

Goal #* 265

Start % 10.00%

Change +4.97%

4.00% 5.00%

Current Region **Transitioning**
(Unemployed NCRC Holders)
Work Force Metric

Current Region **Current Labor**
Force (Employed NCRC Holders)
Metric

16.00% 20.00%

if county/region meets
80% of metric goal

* "Goal #" is the raw number of member businesses/member
business employment/NCRCs needed to reach the goal for that
particular metric. These numbers are subject to change when
quarterly data is updated.

if county/region meets
100% of metric goal

Marshall County Skilled Iowa Metrics (March 1, 2014)

16.00% 20.00%

Current Region **Member Business**
(Number) Metric

8.00% 10.00%

Current Region **Member Business**
(Employment) Metric

Metrics for Mid Iowa Growth Partnership 03012014.pdf

Image 1

Calhoun Hamilton Hardin Humboldt Kossuth Palo Alto Pocahontas Webster Wright
Mid Iowa
Growth Part.
Total

80% of
Goal
100% of
Goal

% 11.22% 10.41% 9.26% 8.96% 6.64% 19.82% 8.76% 14.67% 13.29% 11.67%

35 48 56 32 38 65 24 165 63 526

Goal #* 32 47 61 36 58 33 28 113 48 451

Start % 0.30% 0.39% 0.45% 0.27% 0.95% 1.45% 1.07% 0.50% 0.00% 0.56%

Change +10.92% +10.02% +8.81% +8.70% +5.70% +18.36% +7.69% +14.16% +13.29% +11.11%

Calhoun Hamilton Hardin Humboldt Kossuth Palo Alto Pocahontas Webster Wright
Mid Iowa
Growth Part.
Total

80% of
Goal
100% of
Goal

% 25.18% 16.65% 20.32% 18.08% 19.72% 48.49% 18.85% 38.52% 19.87% 27.48%

749 979 1,476 729 1,332 1,817 544 7,087 1,151 15,864

Goal #* 595 1,176 1,453 807 1,352 750 578 3,680 1,159 11,546

Start % 0.03% 2.39% 2.65% 3.32% 12.94% 15.49% 4.97% 3.25% 0.00% 4.63%

Change +25.15% +14.26% +17.67% +14.76% +6.78% +33.00% +13.88% +35.27% +19.87% +22.85%

Calhoun Hamilton Hardin Humboldt Kossuth Palo Alto Pocahontas Webster Wright
Mid Iowa
Growth Part.
Total

80% of
Goal
100% of
Goal

% 2.52% 0.71% 0.69% 0.67% 0.19% 0.45% 0.45% 1.34% 0.41% 0.88%

75 42 50 27 13 17 13 246 24 507

Goal #* 149 294 364 202 338 188 145 920 290 2,887

Start % 0.03% 0.00% 0.15% 0.05% 0.02% 0.03% 0.00% 0.00% 0.02% 0.03%

Change +2.49% +0.71% +0.54% +0.62% +0.18% +0.43% +0.45% +1.34% +0.40% +0.85%

Calhoun Hamilton Hardin Humboldt Kossuth Palo Alto Pocahontas Webster Wright
Mid Iowa
Growth Part.
Total

80% of
Goal
100% of
Goal

% 76.13% 3.89% 5.52% 4.46% 2.08% 11.90% 2.87% 12.72% 2.84% 11.74%

185 20 27 10 7 25 5 163 11 453

Goal #* 49 103 98 45 68 42 35 257 78 772

Start % 7.31% 0.42% 2.46% 0.00% 0.51% 0.00% 0.53% 0.66% 0.39% 1.09%

Change +68.82% +3.47% +3.07% +4.46% +1.56% +11.90% +2.35% +12.06% +2.45% +10.64%

if county/region meets 80% of metric goal
if county/region meets 100% of metric goal

Mid Iowa Growth Partnership Skilled Iowa Metrics (March 1, 2014)

Current Region Current Labor Force (Employed NCRC Holders) Metric

Current Region Member Business (Number) Metric

8.00% 10.00%

Current Region Member Business (Employment) Metric

16.00% 20.00%

* "Goal #*" is the raw number of member businesses/member business
employment/NCRCs needed to reach the goal for that particular metric. These numbers
are subject to change when quarterly data is updated.

4.00% 5.00%

Current Region Transitioning (Unemployed NCRC Holders) Work Force Metric

16.00% 20.00%

Metrics for Monona County 03012014.pdf

Image 1

Monona
County

80% of
Goal
100% of
Goal

% 16.08%

46

Goal #* 29

Start % 0.33%

Change +15.75%

Monona
County

80% of
Goal
100% of
Goal

% 32.71%

909

Goal #* 556

Start % 0.27%

Change +32.44%

Monona
County

80% of
Goal
100% of
Goal

% 4.10%

114

Goal #* 139

Start % 0.19%

Change +3.91%

Monona
County

80% of
Goal
100% of
Goal

% 16.88%

52

Goal #* 62

Start % 3.61%

Change +13.27%

Current Region **Current Labor Force (Employed NCRC Holders)** Metric

Current Region **Member Business (Number)** Metric

8.00% 10.00%

Current Region **Member Business (Employment)** Metric

16.00% 20.00%

Monona County Skilled Iowa Metrics (March 1, 2014)

if county/region meets 80% of metric goal

* "Goal #" is the raw number of member businesses/member business employment/NCRCs needed to reach the goal for that particular metric. These numbers are subject to change when quarterly data is updated.

if county/region meets 100% of metric goal

4.00% 5.00%

Current Region **Transitioning (Unemployed NCRC Holders) Work Force** Metric

16.00% 20.00%

Metrics for New Hampton 03012014.pdf

Image 1

New

Hampton

80% of Goal
100% of Goal

% 8.85%

20

Goal #* 23

Start % 0.30%

Change +8.55%

New

Hampton

80% of Goal
100% of Goal

% 15.61%

515

Goal #* 660

Start % 0.25%

Change +15.36%

New

Hampton

80% of

Goal

100% of

Goal

% 0.82%

27

Goal #* 165

Start % 0.54%

Change +0.28%

Chickasaw

County**

80% of

Goal

100% of

Goal

% 5.29%

18

Goal #* 68

Start % 2.09%

Change +3.20%

if county/region meets 80% of metric goal

if county/region meets 100% of metric goal

8.00% 10.00%

Current Region **Current Labor Force (Employed NCRC Holders)**

Metric

4.00% 5.00%

Current Region **Member Business (Employment)** Metric

16.00% 20.00%

** ZIP code level data is not available for the transitioning metric, so Chickasaw County data is used instead

* "Goal #" is the raw number of member businesses/member business employment/NCRCs needed to reach the goal for that particular metric. These numbers are subject to change when quarterly data is updated.

Current Region **Transitioning (Unemployed NCRC Holders) Work Force** Metric

16.00% 20.00%

New Hampton (50659) Skilled Iowa Metrics (March 1, 2014)

Current Region Member Business
(Number) Metric

Metrics for Newton 03012014.pdf

Image 1

Newton

80% of
Goal
100% of
Goal

% 8.25%

39

Goal #* 48

Start % 1.47%

Change +6.78%

Newton

80% of
Goal
100% of
Goal

% 35.61%

3,087

Goal #* 1,734

Start % 13.84%

Change +21.77%

Newton

80% of
Goal
100% of
Goal

% 1.86%

161

Goal #* 434

Start % 0.51%

Change +1.35%

Jasper
County**

80% of
Goal
100% of
Goal

% 29.97%

354

Goal #* 237

Start % 5.63%

Change +24.34%

if county/region meets 80% of metric goal
if county/region meets 100% of metric goal

**Current Region Member Business
(Number) Metric**

8.00% 10.00%

Newton (50208) Skilled Iowa Metrics (March 1, 2014)

** ZIP code level data is not available for the
transitioning metric, so Jasper County data is
used instead

* "Goal #" is the raw number of member
businesses/member business employment/NCRCs
needed to reach the goal for that particular metric.
These numbers are subject to change when quarterly
data is updated.

**Current Region Member Business
(Employment) Metric**

16.00% 20.00%

**Current Region Current Labor
Force (Employed NCRC Holders)
Metric**

4.00% 5.00%

**Current Region Transitioning
(Unemployed NCRC Holders)
Work Force Metric**

16.00% 20.00%

Metrics for Onawa 03012014.pdf

Image 1

Onawa

80% of
Goal
100% of
Goal

% 24.43%

32

Goal #* 14

Start % 0.83%

Change +23.60%

Onawa

80% of
Goal
100% of
Goal

% 49.74%

771

Goal #* 310

Start % 2.05%

Change +47.69%

Onawa

80% of Goal
100% of Goal

% 4.13%

64

Goal #* 78

Start % 0.35%

Change +3.78%

Monona County**

80% of Goal
100% of Goal

% 16.88%

52

Goal #* 62

Start % 3.61%

Change +13.27%

if county/region meets 80% of metric goal
if county/region meets 100% of metric goal

Current Region Member Business (Employment) Metric

16.00% 20.00%

Current Region Member Business (Number) Metric

8.00% 10.00%

Onawa (51040) Skilled Iowa Metrics (March 1, 2014)

** ZIP code level data is not available for the transitioning metric, so Monona County data is used instead

* "Goal #" is the raw number of member businesses/member business employment/NCRCs needed to reach the goal for that particular metric. These numbers are subject to change when quarterly data is updated.

Current Region Current Labor Force (Employed NCRC Holders) Metric

4.00% 5.00%

Current Region Transitioning (Unemployed NCRC Holders) Work Force Metric

16.00% 20.00%

Metrics for Plymouth County 03012014.pdf

Image 1

Plymouth
County
80% of
Goal

100% of
Goal

% 9.75%

75

Goal #* 77

Start % 0.25%

Change +9.50%

Plymouth
County
80% of
Goal

100% of
Goal

% 47.44%

5,315

Goal #* 2,241

Start % 3.66%

Change +43.79%

Plymouth
County
80% of
Goal

100% of
Goal

% 1.62%

181

Goal #* 561

Start % 0.25%

Change +1.37%

Plymouth
County
80% of
Goal

100% of
Goal

% 15.89%

95

Goal #* 120

Start % 7.76%

Change +8.13%

Current Region **Current Labor Force (Employed NCRC Holders)** Metric

Current Region **Member Business (Number)** Metric

8.00% 10.00%

Current Region **Member Business (Employment)** Metric

16.00% 20.00%

Plymouth County Skilled Iowa Metrics (March 1, 2014)

if county/region meets 80% of

* "Goal #" is the raw number of member businesses/member business employment/NCRCs needed to reach the goal for that particular metric. These numbers are subject to change when quarterly data is updated.

if county/region meets 100% of

4.00% 5.00%

Current Region **Transitioning (Unemployed NCRC Holders) Work Force** Metric

16.00% 20.00%

Metrics for Pottawattamie County 03012014.pdf

Image 1

Pottawattamie County
80% of Goal

100% of Goal

% 11.41%

250

Goal #* 220

Start % 0.56%

Change +10.84%

Pottawattamie County
80% of Goal

100% of Goal

% 41.29%

15,631

Goal #* 7,572

Start % 5.48%

Change +35.81%

Pottawattamie
County
80% of
Goal

100% of
Goal

% 1.47%

558

Goal #* 1,893

Start % 0.04%

Change +1.43%

Pottawattamie
County
80% of
Goal

100% of
Goal

% 25.33%

544

Goal #* 430

Start % 3.86%

Change +21.46%

Current Region **Current Labor
Force (Employed NCRC Holders)**
Metric

Current Region **Member Business
(Number)** Metric

8.00% 10.00%

Current Region **Member Business
(Employment)** Metric

16.00% 20.00%

if county/region meets
80% of metric goal

* "Goal #" is the raw number of member businesses/member business
employment/NCRCs needed to reach the goal for that particular
metric. These numbers are subject to change when quarterly data is
updated.

if county/region meets
100% of metric goal

Pottawattamie County Skilled Iowa Metrics (March 1, 2014)

4.00% 5.00%

Current Region **Transitioning
(Unemployed NCRC Holders) Work
Force** Metric

16.00% 20.00%

Metrics for Poweshiek County 03012014.pdf

Image 1

Poweshiek
County
80% of
Goal

100% of
Goal

% 7.11%

42

Goal #* 60

Start % 1.25%

Change +5.86%

Poweshiek
County
80% of
Goal

100% of
Goal

% 28.48%

2,800

Goal #* 1,967

Start % 18.52%

Change +9.96%

Poweshiek
County
80% of
Goal

100% of
Goal

% 1.28%

126

Goal #* 492

Start % 0.57%

Change +0.71%

Poweshiek
County
80% of
Goal

100% of
Goal

% 7.55%

38

Goal #* 101

Start % 4.43%

Change +3.13%

Current Region **Current Labor Force (Employed NCRC Holders)** Metric

Current Region **Member Business (Number)** Metric

8.00% 10.00%

Current Region **Member Business (Employment)** Metric

16.00% 20.00%

if county/region meets 80% of metric goal

* "Goal #" is the raw number of member businesses/member business employment/NCRCs needed to reach the goal for that particular metric. These numbers are subject to change when quarterly data is updated.

if county/region meets 100% of metric goal

Poweshiek County Skilled Iowa Metrics (March 1, 2014)

4.00% 5.00%

Current Region **Transitioning (Unemployed NCRC Holders) Work Force** Metric

16.00% 20.00%

Metrics for Prosperity Eastern Iowa Region 03012014.pdf

Image 1

Delaware County
Dubuque County

Jackson County

Jones County

DeWitt, IA (town)

Prosperity Eastern Iowa Total

80% of Goal
100% of Goal

% 7.63% 8.24% 11.71% 10.28% 11.56% 9.01%

39 238 72 56 26 431

Goal #* 52 289 62 55 23 479

Start % 0.35% 0.64% 0.00% 0.68% 0.00% 0.50%

Change +7.28% +7.60% +11.71% +9.59% +11.56% +8.50%

Delaware
County
Dubuque
County

Jackson
County

Jones
County

DeWitt, IA
(town)

Prosperity
Eastern Iowa
Total

80% of
Goal
100% of
Goal

% 15.64% 30.40% 18.26% 28.96% 40.81% 28.62%

1,016 17,185 1,124 1,872 1,517 22,714

Goal #* 1,299 11,307 1,231 1,293 744 15,873

Start % 4.05% 8.90% 0.00% 5.85% 0.00% 7.19%

Change +11.60% +21.50% +18.26% +23.11% +40.81% +21.43%

Delaware
County
Dubuque
County

Jackson
County

Jones
County

DeWitt, IA
(town)

Prosperity
Eastern Iowa
Total

80% of
Goal
100% of
Goal

% 0.94% 1.25% 0.99% 5.12% 0.35% 1.48%

61 709 61 331 13 1,175

Goal #* 325 2,827 308 324 186 3,969

Start % 0.23% 0.61% 0.36% 1.29% 0.03% 0.58%

Change +0.71% +0.65% +0.63% +3.83% +0.32% +0.90%

Delaware
County
Dubuque
County

Jackson
County

Jones
County

Clinton
County**

Prosperity
Eastern Iowa
Total**

80% of
Goal
100% of
Goal

% 8.23% 14.85% 6.82% 30.52% 4.52% 12.23%

39 378 42 181 72 712

Goal #* 95 510 124 119 319 1,165

Start % 2.83% 7.34% 1.05% 10.86% 0.55% 4.81%

Change +5.39% +7.50% +5.77% +19.67% +3.97% +7.42%

if county/region meets 80% of metric goal
if county/region meets 100% of metric goal

Prosperity Eastern Iowa Region Skilled Iowa Metrics (March 1, 2014)

Current Region **Member Business (Number)** Metric

* "Goal #" is the raw number of member businesses/member business employment/NCRCs needed to reach the goal for that particular metric. These numbers are subject to change when quarterly data is updated.** ZIP code level data is not available for the transitioning metric, so Clinton County data is used instead of DeWitt data

8.00% 10.00%

Current Region **Member Business (Employment)** Metric

16.00% 20.00%

Current Region **Current Labor Force (Employed NCRC Holders)** Metric

4.00% 5.00%

Current Region **Transitioning (Unemployed NCRC Holders) Work Force** Metric

16.00% 20.00%

Metrics for Quad Cities Region 03012014.pdf

Image 1

Clinton Jackson Muscatine Scott
Quad Cities
Region Total
80% of

Goal

100% of
Goal

% 12.02% 11.71% 12.04% 8.13% 9.57%

152 72 128 398 750

Goal #* 127 62 107 490 784

Start % 0.73% 0.00% 0.43% 0.38% 0.41%

Change +11.28% +11.71% +11.61% +7.75% +9.15%

Clinton Jackson Muscatine Scott
Quad Cities
Region Total
80% of

Goal

100% of
Goal

% 44.93% 18.26% 23.21% 30.54% 31.15%

10,118 1,124 5,200 27,114 43,556

Goal #* 4,504 1,231 4,480 17,755 27,969

Start % 15.33% 0.00% 3.08% 3.33% 5.11%

Change +29.60% +18.26% +20.13% +27.21% +26.03%

Clinton Jackson Muscatine Scott
Quad Cities
Region Total
80% of

Goal

100% of
Goal

% 0.69% 0.99% 0.53% 0.44% 0.52%

155 61 119 393 728

Goal #* 1,126 308 1,120 4,439 6,993

Start % 0.06% 0.36% 0.11% 0.04% 0.07%

Change +0.63% +0.63% +0.42% +0.40% +0.45%

Clinton Jackson Muscatine Scott
Quad Cities
Region Total
80% of

Goal

100% of
Goal

% 4.52% 6.82% 11.21% 5.37% 6.11%

72 42 138 301 553

Goal #* 319 124 247 1,121 1,809

Start % 0.55% 1.05% 0.82% 0.65% 0.71%

Change +3.97% +5.77% +10.39% +4.72% +5.41%

if county/region meets 80% of metric goal
if county/region meets 100% of metric goal

Quad Cities Region Skilled Iowa Metrics (March 1, 2014)

Current Region **Member Business (Number)** Metric

* "Goal #" is the raw number of member
businesses/member business employment/NCRCs
needed to reach the goal for that particular metric.

16.00% 20.00%

Current Region **Current Labor Force (Employed NCRC Holders)** Metric

4.00% 5.00%

Current Region Transitioning (Unemployed NCRC Holders) Work Force Metric

8.00% 10.00%

Current Region Member Business (Employment) Metric

16.00% 20.00%

Metrics for Ringgold County 03012014.pdf

Image 1

Ringgold
County

80% of
Goal
100% of
Goal

% 34.34%

57

Goal #* 17

Start % 5.95%

Change +28.39%

Ringgold
County

80% of
Goal
100% of
Goal

% 60.20%

853

Goal #* 284

Start % 15.54%

Change +44.65%

Ringgold
County

80% of
Goal
100% of
Goal

% 6.49%

92

Goal #* 71

Start % 0.00%

Change +6.49%

Ringgold
County

80% of
Goal
100% of
Goal

% 45.30%

53

Goal #* 24

Start % 1.54%

Change +43.76%

Current Region **Current Labor
Force (Employed NCRC Holders)**
Metric

Current Region **Member Business
(Number)** Metric

8.00% 10.00%

Current Region **Member Business
(Employment)** Metric

16.00% 20.00%

if county/region meets
80% of metric goal

* "Goal #" is the raw number of member businesses/member business
employment/NCRCs needed to reach the goal for that particular
metric. These numbers are subject to change when quarterly data is
updated.

if county/region meets
100% of metric goal

Ringgold County Skilled Iowa Metrics (March 1, 2014)

4.00% 5.00%

Current Region **Transitioning
(Unemployed NCRC Holders) Work
Force** Metric

16.00% 20.00%

Metrics for Sergeant Bluff 03012014.pdf

Image 1

Sergeant Bluff
80% of
Goal
100% of

Goal

% 11.19%

15

Goal #* 14

Start % 3.13%

Change +8.07%

Sergeant Bluff

80% of
Goal
100% of

Goal

% 50.99%

1,910

Goal #* 750

Start % 36.41%

Change +14.58%

Sergeant Bluff
80% of
Goal
100% of

Goal

% 2.40%

90

Goal #* 188

Start % 0.51%

Change +1.90%

Woodbury
County**
80% of
Goal

100% of
Goal

% 36.63%

1,033

Goal #* 564

Start % 24.94%

Change +11.69%

if county/region meets 80% of metric goal
if county/region meets 100% of metric goal

8.00% 10.00%

Current Region **Current Labor**
Force (Employed NCRC Holders)
Metric

4.00% 5.00%

Current Region **Member Business**
(Employment) Metric

16.00% 20.00%

** ZIP code level data is not available for the
transitioning metric, so Woodbury County
data is used instead

* "Goal #" is the raw number of member
businesses/member business employment/NCRCs
needed to reach the goal for that particular metric.
These numbers are subject to change when quarterly
data is updated.

Current Region **Transitioning**

(Unemployed NCRC Holders)
Work Force Metric

16.00% 20.00%

Sergeant Bluff (51054) Skilled Iowa Metrics (March 1, 2014)

Current Region Member Business
(Number) Metric

Metrics for Sioux City 03012014.pdf

Image 1

Sioux City

80% of
Goal
100% of
Goal

% 12.92%

282

Goal #* 219

Start % 1.35%

Change +11.56%

Sioux City

80% of
Goal
100% of
Goal

% 37.32%

16,349

Goal #* 8,762

Start % 14.29%

Change +23.03%

Sioux City

80% of
Goal
100% of
Goal

% 2.73%

1,198

Goal #* 2,191

Start % 1.12%

Change +1.62%

Woodbury
County**

80% of
Goal

100% of
Goal

% 36.63%

1,033

Goal ## 564

Start % 24.94%

Change +11.69%

if county/region meets 80% of metric goal
if county/region meets 100% of metric goal

8.00% 10.00%

Current Region **Current Labor Force (Employed NCRC Holders)** Metric

4.00% 5.00%

Current Region **Member Business (Employment)** Metric

16.00% 20.00%

** ZIP code level data is not available for the transitioning metric, so Woodbury County data is used instead

* "Goal #" is the raw number of member businesses/member business employment/NCRCs needed to reach the goal for that particular metric. These numbers are subject to change when quarterly data is updated.

Current Region **Transitioning (Unemployed NCRC Holders) Work Force** Metric

16.00% 20.00%

Sioux City Skilled Iowa Metrics (March 1, 2014)

Current Region **Member Business (Number)** Metric

Metrics for South Central Iowa Region 03012014.pdf

Image 1

Adams Clarke Decatur Lucas Madison Ringgold Taylor Union Wayne

S. Central
Iowa Region
Total

80% of
Goal
100% of
Goal

% 32.12% 25.99% 25.74% 16.18% 10.82% 34.34% 30.64% 30.49% 14.37% 23.58%

44 59 52 33 42 57 53 125 24 489

Goal ## 14 23 21 21 39 17 18 41 17 208

Start % 5.30% 1.57% 2.24% 1.30% 0.00% 5.95% 1.63% 8.12% 0.53% 3.09%

Change +26.82% +24.42% +23.50% +14.87% +10.82% +28.39% +29.01% +22.37% +13.84% +20.49%

Adams Clarke Decatur Lucas Madison Ringgold Taylor Union Wayne

S. Central
Iowa Region
Total

80% of
Goal

100% of Goal

% 61.77% 58.89% 59.39% 64.06% 29.84% 60.20% 68.02% 65.60% 45.18% 57.12%

753 2,460 1,334 2,048 1,080 853 1,355 4,323 895 15,101

Goal #* 244 836 450 640 724 284 399 1,318 397 5,288

Start % 22.39% 3.69% 20.94% 38.81% 0.00% 15.54% 19.26% 31.54% 1.56% 18.37%

Change +39.38% +55.21% +38.45% +25.26% +29.84% +44.65% +48.76% +34.06% +43.62% +38.75%

Adams Clarke Decatur Lucas Madison Ringgold Taylor Union Wayne

S. Central Iowa Region Total

80% of Goal 100% of Goal

% 4.35% 2.61% 2.14% 2.97% 1.19% 6.49% 2.86% 5.63% 0.30% 3.31%

53 109 48 95 43 92 57 371 6 874

Goal #* 61 209 113 160 181 71 100 330 100 1,322

Start % 0.00% 0.17% 0.14% 0.00% 0.28% 0.00% 0.00% 0.09% 0.05% 0.10%

Change +4.35% +2.44% +1.99% +2.97% +0.91% +6.49% +2.86% +5.54% +0.25% +3.20%

Adams Clarke Decatur Lucas Madison Ringgold Taylor Union Wayne

S. Central Iowa Region Total

80% of Goal 100% of Goal

% 26.37% 22.68% 20.00% 45.85% 6.33% 45.30% 28.79% 50.43% 10.19% 26.68%

24 66 39 94 30 53 38 177 16 537

Goal #* 19 59 39 41 95 24 27 71 32 403

Start % 2.73% 5.43% 1.67% 0.83% 0.60% 1.54% 1.25% 8.72% 0.59% 3.06%

Change +23.65% +17.25% +18.33% +45.02% +5.73% +43.76% +27.54% +41.71% +9.60% +23.62%

if county/region meets 80% of metric goal
if county/region meets 100% of metric goal

4.00% 5.00%

Current Region Transitioning (Unemployed NCRC Holders) Work Force Metric

Current Region Current Labor Force (Employed NCRC Holders) Metric

16.00% 20.00%

8.00% 10.00%

Current Region Member Business (Employment) Metric

* "Goal #" is the raw number of member businesses/member business employment/NCRCs needed to reach the goal for that particular metric. These numbers are subject to change when quarterly data is updated.

South Central Iowa Region Skilled Iowa Metrics (March 1, 2014)

16.00% 20.00%

Current Region Member Business (Number) Metric

Metrics for Story City 03012014.pdf

Image 1

Story City

80% of
Goal
100% of
Goal

% 11.56%

17

Goal #* 15

Start % 0.00%

Change +11.56%

Story City

80% of
Goal
100% of
Goal

% 26.68%

531

Goal #* 398

Start % 0.00%

Change +26.68%

Story City

80% of
Goal
100% of
Goal

% 0.25%

5

Goal #* 100

Start % 0.00%

Change +0.25%

Story County
w/o Ames**

80% of
Goal

100% of
Goal

% 6.89%

51

Goal #* 148

Start % 1.08%

Change +5.81%

if county/region meets 80% of metric goal
if county/region meets 100% of metric goal

** ZIP code level data is not available for the
transitioning metric (LAUS), so Story County
data is used instead, subtracting out Ames
city data.

* "Goal #" is the raw number of member

businesses/member business employment/NCRCs needed to reach the goal for that particular metric. These numbers are subject to change when quarterly data is updated.

Current Region Member Business (Number) Metric

8.00% 10.00%

16.00% 20.00%

Current Region Current Labor Force (Employed NCRC Holders) Metric

4.00% 5.00%

Current Region Transitioning (Unemployed NCRC Holders) Work Force Metric

16.00% 20.00%

Story City (50248) Skilled Iowa Metrics (March 1, 2014)

Current Region Member Business (Employment) Metric

Metrics for Tama County 03012014.pdf

Image 1

Tama County
80% of
Goal
100% of

Goal

% 9.50%

38

Goal #* 40

Start % 0.24%

Change +9.26%

Tama County
80% of
Goal
100% of

Goal

% 38.67%

1,923

Goal #* 995

Start % 18.71%

Change +19.95%

Tama County
80% of
Goal
100% of

Goal

% 3.24%

161

Goal #* 249

Start % 1.10%

Change +2.14%

Tama County

80% of

Goal

100% of

Goal

% 8.73%

50

Goal #* 115

Start % 6.89%

Change +1.84%

Tama County Skilled Iowa Metrics (March 1, 2014)

if county/region meets

80% of metric goal

* "Goal #" is the raw number of member businesses/member business employment/NCRCs needed to reach the goal for that particular metric. These numbers are subject to change when quarterly data is updated.

if county/region meets

100% of metric goal

4.00% 5.00%

Current Region Transitioning (Unemployed NCRC Holders)

Work Force Metric

16.00% 20.00%

Current Region Current Labor Force (Employed NCRC Holders)

Metric

16.00% 20.00%

Current Region Member Business (Number) Metric

8.00% 10.00%

Current Region Member Business (Employment) Metric

Metrics for Union County 03012014.pdf

Image 1

Union County

80% of

Goal

100% of

Goal

% 30.49%

125

Goal #* 41

Start % 8.12%

Change +22.37%

Union County

80% of

Goal

100% of

Goal

% 65.60%

4,323

Goal #* 1,318

Start % 31.54%

Change +34.06%

Union County

80% of

Goal

100% of

Goal

% 5.63%

371

Goal #* 330

Start % 0.09%

Change +5.54%

Union County

80% of

Goal

100% of

Goal

% 50.43%

177

Goal #* 71

Start % 8.72%

Change +41.71%

8.00% 10.00%

Current Region **Member Business**
(Employment) Metric

Union County Skilled Iowa Metrics (March 1, 2014)

if county/region meets
80% of metric goal

* "Goal #" is the raw number of member businesses/member business employment/NCRCs needed to reach the goal for that particular metric. These numbers are subject to change when quarterly data is updated.

if county/region meets
100% of metric goal

Current Region **Current Labor Force (Employed NCRC Holders)**
Metric

16.00% 20.00%

Current Region **Transitioning (Unemployed NCRC Holders)**
Work Force Metric

16.00% 20.00%

4.00% 5.00%

Current Region **Member Business (Number)** Metric

Metrics for Urbandale 03012014.pdf

Image 1

Urbandale

80% of
Goal
100% of
Goal

% 7.94%

112

Goal #* 142

Start % 0.00%

Change +7.94%

Urbandale

80% of
Goal
100% of
Goal

% 17.71%

4,311

Goal #* 4,869

Start % 0.00%

Change +17.71%

Urbandale

80% of
Goal
100% of
Goal

% 0.49%

119

Goal #* 1,218

Start % 0.10%

Change +0.39%

Dallas and Polk Counties**

80% of Goal
100% of Goal

% 11.31%

1,625

Goal #* 2,874

Start % 2.91%

Change +8.40%

if county/region meets 80% of metric goal
if county/region meets 100% of metric goal

Urbandale (50322 & 50323) Skilled Iowa Metrics (March 1, 2014)

** ZIP code level data is not available for the transitioning metric, so Dallas and Polk county data is used instead

* "Goal #" is the raw number of member businesses/member business employment/NCRCs needed to reach the goal for that particular metric. These numbers are subject to change when quarterly data is updated.

Current Region **Current Labor Force (Employed NCRC Holders)** Metric

4.00% 5.00%

Current Region **Transitioning (Unemployed NCRC Holders) Work Force** Metric

16.00% 20.00%

16.00% 20.00%

Current Region **Member Business (Number)** Metric

8.00% 10.00%

Current Region **Member Business (Employment)** Metric

Metrics for Wapello County 03012014.pdf

Image 1

Wapello County

80% of Goal
100% of Goal

% 22.98%

191

Goal #* 84

Start % 0.90%

Change +22.09%

Wapello
County

80% of
Goal
100% of
Goal

% 44.37%

7,120

Goal #* 3,210

Start % 3.77%

Change +40.60%

Wapello
County

80% of
Goal
100% of
Goal

% 1.38%

222

Goal #* 803

Start % 0.10%

Change +1.28%

Wapello
County

80% of
Goal
100% of
Goal

% 26.04%

338

Goal #* 260

Start % 2.14%

Change +23.90%

if county/region meets
80% of metric goal

* "Goal #" is the raw number of member businesses/member
business employment/NCRCs needed to reach the goal for that
particular metric. These numbers are subject to change when
quarterly data is updated.

if county/region meets
100% of metric goal

Current Region **Member Business**
(Number) Metric

8.00% 10.00%

Current Region **Member Business**
(Employment) Metric

Current Region **Transitioning**
(Unemployed NCRC Holders)
Work Force Metric

16.00% 20.00%

Wapello County Skilled Iowa Metrics (March 1, 2014)

4.00% 5.00%

Current Region **Current Labor**
Force (Employed NCRC Holders)
Metric

16.00% 20.00%

Metrics for Waukee 03012014.pdf

Image 1

Waukee

80% of
Goal
100% of
Goal

% 9.21%

28

Goal #* 31

Start % 0.00%

Change +9.21%

Waukee

80% of
Goal
100% of
Goal

% 40.39%

1,709

Goal #* 847

Start % 0.00%

Change +40.39%

Waukee

80% of
Goal
100% of
Goal

% 0.50%

21

Goal #* 212

Start % 0.12%

Change +0.38%

Dallas
County**

80% of
Goal
100% of
Goal

% 3.29%

52

Goal #* 317

Start % 0.76%

Change +2.52%

if county/region meets 80% of metric goal
if county/region meets 100% of metric goal

** ZIP code level data is not available for the
transitioning metric, so Dallas County data is
used instead

* "Goal #" is the raw number of member
businesses/member business employment/NCRCs
needed to reach the goal for that particular metric.
These numbers are subject to change when quarterly
data is updated.

Current Region Member Business
(Number) Metric

8.00% 10.00%

16.00% 20.00%

Current Region Current Labor
Force (Employed NCRC Holders)
Metric

4.00% 5.00%

Current Region Transitioning
(Unemployed NCRC Holders)
Work Force Metric

16.00% 20.00%

Waukee (50263) Skilled Iowa Metrics (March 1, 2014)

Current Region Member Business
(Employment) Metric

Metrics for Webster County 03012014.pdf

Image 1

Webster
County

80% of
Goal
100% of
Goal

% 14.67%

165

Goal #* 113

Start % 0.50%

Change +14.16%

Webster
County

80% of
Goal

100% of
Goal

% 38.52%

7,087

Goal #* 3,680

Start % 3.25%

Change +35.27%

Webster
County

80% of
Goal

100% of
Goal

% 1.34%

246

Goal #* 920

Start % 0.00%

Change +1.34%

Webster
County

80% of
Goal

100% of
Goal

% 12.72%

163

Goal #* 257

Start % 0.66%

Change +12.06%

if county/region meets
80% of metric goal

* "Goal #" is the raw number of member businesses/member
business employment/NCRCs needed to reach the goal for that
particular metric. These numbers are subject to change when
quarterly data is updated.

if county/region meets
100% of metric goal

Current Region **Member Business**
(Number) Metric

8.00% 10.00%

Current Region **Member Business**
(Employment) Metric

Current Region **Transitioning**
(Unemployed NCRC Holders)
Work Force Metric

16.00% 20.00%

Webster County Skilled Iowa Metrics (March 1, 2014)

4.00% 5.00%

Current Region **Current Labor**
Force (Employed NCRC Holders)
Metric

16.00% 20.00%

Metrics for West DSM 03012014.pdf

Image 1

West Des
Moines
80% of
Goal

100% of
Goal

% 5.52%

132

Goal #* 240

Start % 0.19%

Change +5.33%

West Des
Moines
80% of
Goal

100% of
Goal

% 25.46%

14,890

Goal #* 11,696

Start % 1.10%

Change +24.36%

West Des
Moines
80% of
Goal

100% of
Goal

% 0.30%

178

Goal #* 2,924

Start % 0.04%

Change +0.27%

Dallas and
Polk
Counties**

80% of
Goal
100% of
Goal

% 11.31%

1,625

Goal #* 2,874

Start % 2.91%

Change +8.40%

if county/region meets 80% of metric goal
if county/region meets 100% of metric goal

West Des Moines (50265 & 50266) Skilled Iowa Metrics (March 1, 2014)

** ZIP code level data is not available for the
transitioning metric, so Dallas and Polk
county data is used instead

* "Goal #" is the raw number of member
businesses/member business employment/NCRCs
needed to reach the goal for that particular metric.
These numbers are subject to change when
quarterly data is updated.

Current Region **Current Labor**
Force (Employed NCRC Holders)
Metric

4.00% 5.00%

Current Region **Transitioning**
(Unemployed NCRC Holders)
Work Force Metric

16.00% 20.00%

16.00% 20.00%

Current Region **Member Business**
(Number) Metric

8.00% 10.00%

Current Region **Member Business**
(Employment) Metric

Metrics for Woodbury County 03012014.pdf

Image 1

Woodbury
County
80% of
Goal

100% of

Goal

% 11.86%

340

Goal #* 287

Start % 1.06%

Change +10.80%

Woodbury
County
80% of
Goal

100% of
Goal

% 37.64%

19,542

Goal #* 10,385

Start % 14.43%

Change +23.21%

Woodbury
County
80% of
Goal

100% of
Goal

% 2.70%

1,400

Goal #* 2,597

Start % 0.43%

Change +2.26%

Woodbury
County
80% of
Goal

100% of
Goal

% 36.63%

1,033

Goal #* 564

Start % 24.94%

Change +11.69%

if county/region meets
80% of metric goal

* "Goal #" is the raw number of member businesses/member
business employment/NCRCs needed to reach the goal for that
particular metric. These numbers are subject to change when
quarterly data is updated.

if county/region meets

100% of metric goal

Woodbury County Skilled Iowa Metrics (March 1, 2014)

16.00% 20.00%

Current Region **Current Labor Force (Employed NCRC Holders)** Metric

4.00% 5.00%

Current Region **Transitioning (Unemployed NCRC Holders) Work Force** Metric

16.00% 20.00%

Current Region **Member Business (Employment)** Metric

Current Region **Member Business (Number)** Metric

8.00% 10.00%

Statewide Skilled Iowa Metrics 03012014.pdf

Image 1

80% of Goal

100% of Goal

% 10.15%

8,966

Goal #* 8,835

Start % 0.73%

Change +9.42%

80% of Goal

100% of Goal

% 32.78%

492,219

Goal #* 300,363

Start % 6.54%

Change +26.24%

80% of Goal

100% of Goal

% 1.36%

20,385

Goal #* 75,091

Start % 0.44%

Change +0.91%

80% of

Goal

100% of

Goal

% 16.54%

14,180

Goal #* 17,145

Start % 6.82%

Change +9.73%

if county/region meets
80% of metric goal * "Goal #" is the raw number of member businesses/member business
employment/NCRCs needed to reach the goal for that particular metric.
These numbers are subject to change when quarterly data is updated.

if county/region meets
100% of metric goal

Statewide Skilled Iowa Metrics (March 1, 2014)

16.00% 20.00%

4.00%

16.00% 20.00%

Member Business (Number) Metric

Statewide

Statewide

Member Business (Employment) Metric

8.00% 10.00%

5.00%

**Transitioning Workforce
(Unemployed NCRC Holders) Work Force
Metric**

Statewide

**Current Labor Force
(Employed NCRC Holders) Metric**

Statewide

Message: March 1, 2014 Skilled Iowa Metrics

Case Information:


Message Type: Exchange
 Message Direction: Internal
 Case: IWD Senator Petersen Request - Version 3
 Capture Date: 7/10/2014 1:32:43 PM
 Item ID: 40862026
 Policy Action: Not Specified

Mark History:

Date	Action Status	Reviewer
7/15/2014 5:00:52 PM	Unreviewed	Koonce, Kerry
7/15/2014 4:56:19 PM	Reviewed	Koonce, Kerry

Policies:

No Policies attached

 **March 1, 2014 Skilled Iowa Metrics**

From Crowley, Jason [IWD] **Date** Tuesday, March 04, 2014 12:10 PM

To Adams, Lori [IWD]; Castillo, Lisa [IWD]; Gotta, Antonina [IWD]; Koonce, Kerry [IWD]; Lippold, Mary [IWD]; Schippers, Denise [IWD]; Wahlert, Teresa [IWD]; Wallace, Edward [IWD]; Wicks, Heidi [IWD]

Cc

[County-Level Skilled Iowa Metrics 03012014.pdf](#) (78 Kb HTML) [IWD Region-Level Skilled Iowa Metrics 03012014.pdf](#) (86 Kb HTML) [Statewide Skilled Iowa Metrics 03012014.pdf](#) (186 Kb HTML) [Member Business Alpha List by County 03012014.xlsx](#) (190 Kb HTML) [Member Business Alpha List by IWD Region 03012014.xlsx](#) (338 Kb HTML) [Member Business Alpha List for LS2 03012014.xlsx](#) (108 Kb HTML) [Metrics Explanation.pdf](#) (19 Kb HTML)

Good afternoon all,

Attached are the calculated Skilled Iowa metrics as of March 1, 2014, by county as well as IWD Region. Also attached are the custom regional reports requested by the director and the member business lists. A couple of notes for this month:

- Washington County has eclipsed the 80% goal in all four metrics. It was previously missing the Member Business (#) metric, and it is up to 8.43% (61) this month.
- There was a request to change the area of the transitioning metric for Story City, IA to get closer to representing Story City itself (this metric can't be measured at the ZIP code level like the other three because LAUS unemployment numbers are not calculated at the ZIP code level). Instead of Story County, the area now shown on the Story City report is now Story County without Ames, IA (it is possible to do this because Ames is a big enough city to have independent LAUS estimates).

Let me know if you have any questions,
Jason Crowley
 Iowa Workforce Development
 Regional Research & Analysis Bureau
 1000 E. Grand Ave
 Des Moines, IA 50319
 Phone: (515)281-7124
 Fax: (515)281-9656

- [Image 1](#)
- [Image 2](#)
- [Image 3](#)

Image 1

County # % County # % County # % County # %

Adair 61 24.11% 26 0.76% +23.35% Adair 1,504 51.63% 583 15.15% +36.48% Adair 74 2.54% 146 0.00% +2.54% Adair 50 27.32% 37 2.38% +24.94%

Adams 44 32.12% 14 5.30% +26.82% Adams 753 61.77% 244 22.39% +39.38% Adams 53 4.35% 61 0.00% +4.35% Adams 24 26.37% 19 2.73% +23.65%

Allamakee 25 5.81% 43 0.00% +5.81% Allamakee 675 12.88% 1,048 0.00% +12.88% Allamakee 36 0.69% 262 0.14% +0.55% Allamakee 48 9.06% 106 1.94% +7.12%

Appanoose 51 14.83% 35 0.26% +14.57% Appanoose 1,778 40.67% 875 2.82% +37.85% Appanoose 31 0.71% 219 0.02% +0.69% Appanoose 36 8.78% 82 0.00% +8.78%

Audubon 31 15.50% 20 0.00% +15.50% Audubon 1,008 54.08% 373 0.00% +54.08% Audubon 48 2.58% 94 0.00% +2.58% Audubon 22 13.50% 33 0.00% +13.50%

Benton 65 10.59% 62 0.45% +10.14% Benton 1,365 23.64% 1,155 10.99% +12.65% Benton 229 3.97% 289 1.40% +2.56% Benton 76 10.38% 147 3.89% +6.49%

Black Hawk 419 12.37% 339 2.22% +10.15% Black Hawk 30,752 40.67% 15,122 9.20% +31.47% Black Hawk 873 1.15% 3,781 0.19% +0.96% Black Hawk 525 13.13% 800 2.75% +10.38%

Boone 53 8.52% 63 0.15% +8.37% Boone 2,354 24.60% 1,914 1.84% +22.76% Boone 33 0.34% 479 0.03% +0.31% Boone 16 2.44% 132 0.38% +2.05%

Bremer 41 6.40% 65 0.44% +5.96% Bremer 2,771 27.19% 2,039 1.64% +25.55% Bremer 94 0.92% 510 0.15% +0.77% Bremer 40 7.38% 109 0.67% +6.71%

Buchanan 101 17.97% 57 1.00% +16.98% Buchanan 2,321 36.30% 1,279 3.20% +33.10% Buchanan 69 1.08% 320 0.27% +0.81% Buchanan 53 9.62% 111 1.76% +7.85%

Buena Vista 67 11.11% 61 1.23% +9.88% Buena Vista 5,232 48.25% 2,169 3.90% +44.34% Buena Vista 21 0.19% 543 0.01% +0.18% Buena Vista 10 2.08% 97 0.60% +1.48%

Butler 47 12.37% 38 0.00% +12.37% Butler 849 22.31% 761 0.00% +22.31% Butler 45 1.18% 191 0.17% +1.02% Butler 30 7.89% 76 1.36% +6.53%

Calhoun 35 11.22% 32 0.30% +10.92% Calhoun 749 25.18% 595 0.03% +25.15% Calhoun 75 2.52% 149 0.03% +2.49% Calhoun 185 76.13% 49 7.31% +68.82%

Carroll 152 17.04% 90 1.31% +15.73% Carroll 5,135 43.22% 2,377 9.54% +33.68% Carroll 52 0.44% 595 0.00% +0.44% Carroll 43 9.73% 89 0.00% +9.73%

Cass 65 12.52% 52 0.72% +11.81% Cass 1,795 29.66% 1,211 3.91% +25.76% Cass 29 0.48% 303 0.00% +0.48% Cass 39 9.87% 79 0.21% +9.66%

Cedar 31 6.01% 52 0.00% +6.01% Cedar 511 9.20% 1,111 0.00% +9.20% Cedar 65 1.17% 278 0.60% +0.57% Cedar 36 7.23% 100 3.67% +3.56%

Cerro Gordo 193 13.09% 148 1.00% +12.10% Cerro Gordo 10,201 42.70% 4,778 6.25% +36.45% Cerro Gordo 221 0.93% 1,195 0.07% +0.85% Cerro Gordo 110 8.04% 274 1.58% +6.45%

Cherokee 65 15.51% 42 1.11% +14.40% Cherokee 2,268 41.39% 1,096 10.21% +31.18% Cherokee 57 1.04% 274 0.13% +0.91% Cherokee 32 10.36% 62 4.29% +6.07%

Chickasaw 30 7.23% 42 0.00% +7.23% Chickasaw 581 12.11% 960 0.00% +12.11% Chickasaw 52 1.08% 240 0.59% +0.49% Chickasaw 18 5.29% 68 2.09% +3.20%

Clarke 59 25.99% 23 1.57% +24.42% Clarke 2,460 58.89% 836 3.69% +55.21% Clarke 109 2.61% 209 0.17% +2.44% Clarke 66 22.68% 59 5.43% +17.25%

Clay 93 13.98% 67 3.15% +10.83% Clay 3,269 37.20% 1,758 15.93% +21.27% Clay 55 0.63% 440 0.03% +0.59% Clay 28 6.09% 92 2.08% +4.01%

Clayton 36 6.33% 57 0.48% +5.84% Clayton 1,074 16.12% 1,333 2.97% +13.15% Clayton 33 0.50% 334 0.22% +0.27% Clayton 16 2.61% 123 0.14%

+2.47%

Clinton 152 12.02% 127 0.73% +11.28% Clinton 10,118 44.93% 4,504 15.33% +29.60% Clinton 155 0.69% 1,126 0.06% +0.63% Clinton 72 4.52% 319 0.55% +3.97%

Crawford 182 38.48% 48 0.58% +37.90% Crawford 5,726 75.16% 1,524 4.78% +70.39% Crawford 106 1.39% 381 0.03% +1.36% Crawford 122 30.58% 80 1.59% +28.99%

Dallas 127 7.20% 177 0.16% +7.03% Dallas 13,661 37.29% 7,326 0.42% +36.87% Dallas 67 0.18% 1,832 0.05% +0.13% Dallas 52 3.29% 317 0.76% +2.52%

Davis 28 13.27% 22 0.00% +13.27% Davis 567 28.65% 396 0.00% +28.65% Davis 28 1.41% 99 0.00% +1.41% Davis 27 10.76% 51 0.00% +10.76%

Decatur 52 25.74% 21 2.24% +23.50% Decatur 1,334 59.39% 450 20.94% +38.45% Decatur 48 2.14% 113 0.14% +1.99% Decatur 39 20.00% 39 1.67% +18.33%

Delaware 39 7.63% 52 0.35% +7.28% Delaware 1,016 15.64% 1,299 4.05% +11.60% Delaware 61 0.94% 325 0.23% +0.71% Delaware 39 8.23% 95 2.83% +5.39%

Des Moines 165 14.07% 118 1.11% +12.95% Des Moines 11,838 53.41% 4,434 13.24% +40.17% Des Moines 1,604 7.24% 1,109 5.00% +2.24% Des Moines 842 64.32% 262 38.20% +26.12%

Dickinson 76 9.93% 77 1.33% +8.60% Dickinson 2,522 28.12% 1,794 11.96% +16.16% Dickinson 42 0.47% 449 0.01% +0.46% Dickinson 91 17.14% 107 2.30% +14.84%

Dubuque 238 8.24% 289 0.64% +7.60% Dubuque 17,185 30.40% 11,307 8.90% +21.50% Dubuque 709 1.25% 2,827 0.61% +0.65% Dubuque 378 14.85% 510 7.34% +7.50%

Emmet 36 10.91% 33 1.07% +9.84% Emmet 1,393 32.36% 861 8.91% +23.45% Emmet 16 0.37% 216 0.07% +0.30% Emmet 12 4.48% 54 0.29% +4.19%

Fayette 43 6.81% 64 0.15% +6.67% Fayette 981 13.47% 1,457 0.03% +13.45% Fayette 87 1.19% 365 0.27% +0.93% Fayette 66 10.70% 124 5.27% +5.43%

Floyd 63 14.06% 45 0.62% +13.44% Floyd 1,755 31.21% 1,125 6.92% +24.28% Floyd 33 0.59% 282 0.02% +0.57% Floyd 26 5.03% 104 1.05% +3.98%

Franklin 42 11.63% 37 1.05% +10.59% Franklin 1,280 31.33% 817 5.00% +26.33% Franklin 25 0.61% 205 0.03% +0.59% Franklin 13 4.74% 55 0.30% +4.44%

Fremont 32 13.85% 24 0.00% +13.85% Fremont 741 26.80% 553 0.00% +26.80% Fremont 21 0.76% 139 0.04% +0.72% Fremont 23 10.60% 44 0.00% +10.60%

Greene 46 15.65% 30 1.28% +14.36% Greene 1,648 52.17% 632 5.94% +46.23% Greene 25 0.79% 158 0.00% +0.79% Greene 29 11.24% 52 0.00% +11.24%

Grundy 54 15.61% 35 3.35% +12.25% Grundy 1,311 31.94% 821 7.00% +24.93% Grundy 52 1.27% 206 0.21% +1.06% Grundy 26 8.41% 62 2.50% +5.91%

Guthrie 37 10.82% 35 0.00% +10.82% Guthrie 889 27.76% 641 0.00% +27.76% Guthrie 35 1.09% 161 0.03% +1.06% Guthrie 26 8.39% 62 0.25% +8.14%

Hamilton 48 10.41% 47 0.39% +10.02% Hamilton 979 16.65% 1,176 2.39% +14.26% Hamilton 42 0.71% 294 0.00% +0.71% Hamilton 20 3.89% 103 0.42% +3.47%

Hancock 41 11.95% 35 0.00% +11.95% Hancock 1,495 21.67% 1,380 0.00% +21.67% Hancock 26 0.38% 345 0.07% +0.31% Hancock 20 6.99% 58 1.11% +5.88%

Hardin 56 9.26% 61 0.45% +8.81% Hardin 1,476 20.32% 1,453 2.65% +17.67% Hardin 50 0.69% 364 0.15% +0.54% Hardin 27 5.52% 98 2.46% +3.07%

Harrison 55 13.32% 42 0.22% +13.09% Harrison 1,618 36.66% 883 2.86% +33.80% Harrison 54 1.22% 221 0.02% +1.20% Harrison 57 17.65% 65 2.63% +15.02%

Change

Current Work Force (Employed NCRC Recipients) Metric

Goal #* Goal #*Change

Member Businesses (Number) Metric

Change

Member

Businesses (Employment) Metric

Goal #*

County-Level Skilled Iowa Metrics (March 1, 2014)

Goal - 20% (80% Goal - 16%) Goal - 10% (80% Goal - 8%) Goal - 20% (80% Goal - 16%) Goal - 5% (80% Goal - 4%)
Start %Start %Start % Change

Transitioning Work Force (Unemployed NCRC Recipients)
Metric

Start %Goal #*

Image 2

County # % County # % County # % County # %

Change

Current Work Force (Employed NCRC Recipients) Metric

Goal #* Goal #*Change

Member Businesses (Number) Metric

Change

Member Businesses (Employment) Metric

Goal #*

County-Level Skilled Iowa Metrics (March 1, 2014)

Goal - 20% (80% Goal - 16%) Goal - 10% (80% Goal - 8%) Goal - 20% (80% Goal - 16%) Goal - 5% (80% Goal - 4%)
Start %Start %Start % Change

Transitioning Work Force (Unemployed NCRC Recipients)
Metric

Start %Goal #*

Henry 105 18.29% 58 0.96% +17.33% Henry 2,744 29.97% 1,832 9.29% +20.68% Henry 321 3.51% 458 2.08% +1.42% Henry 160 26.06% 123 8.47% +17.59%

Howard 37 12.09% 31 0.94% +11.15% Howard 1,502 35.86% 838 14.26% +21.59% Howard 18 0.43% 210 0.15% +0.28% Howard 12 4.74% 51 1.29% +3.45%

Humboldt 32 8.96% 36 0.27% +8.70% Humboldt 729 18.08% 807 3.32% +14.76% Humboldt 27 0.67% 202 0.05% +0.62% Humboldt 10 4.46% 45 0.00% +4.46%

Ida 44 16.30% 27 0.00% +16.30% Ida 2,002 57.81% 693 0.00% +57.81% Ida 36 1.04% 174 0.06% +0.98% Ida 24 15.38% 32 3.00% +12.38%

Iowa 33 6.04% 55 0.54% +5.50% Iowa 3,449 37.51% 1,839 23.68% +13.83% Iowa 241 2.62% 460 1.43% +1.19% Iowa 46 10.27% 90 6.60% +3.67%

Jackson 72 11.71% 62 0.00% +11.71% Jackson 1,124 18.26% 1,231 0.00% +18.26% Jackson 61 0.99% 308 0.36% +0.63% Jackson 42 6.82% 124 1.05% +5.77%

Jasper 62 7.52% 83 0.67% +6.86% Jasper 3,425 30.05% 2,280 10.68% +19.38% Jasper 227 1.99% 570 0.34% +1.65% Jasper 354 29.97% 237 5.63% +24.34%

Jefferson 66 10.61% 63 0.13% +10.48% Jefferson 1,714 24.05% 1,426 3.99% +20.06% Jefferson 60 0.84% 357 0.15% +0.70% Jefferson 48 9.80% 98 0.88% +8.92%

Johnson 180 5.20% 347 0.28% +4.92% Johnson 33,364 41.99% 15,894 3.24% +38.75% Johnson 523 0.66% 3,974 0.25% +0.41% Johnson 253 8.39%

604 3.59% +4.80%

Jones 56 10.28% 55 0.68% +9.59% Jones 1,872 28.96% 1,293 5.85% +23.11% Jones 331 5.12% 324 1.29% +3.83% Jones 181 30.52% 119 10.86% +19.67%

Keokuk 42 14.58% 29 0.00% +14.58% Keokuk 654 26.88% 487 0.00% +26.88% Keokuk 152 6.25% 122 2.65% +3.60% Keokuk 48 15.48% 62 3.89% +11.59%

Kossuth 38 6.64% 58 0.95% +5.70% Kossuth 1,332 19.72% 1,352 12.94% +6.78% Kossuth 13 0.19% 338 0.02% +0.18% Kossuth 7 2.08% 68 0.51% +1.56%

Lee 129 12.95% 100 1.48% +11.47% Lee 5,315 33.53% 3,171 15.02% +18.52% Lee 478 3.02% 793 1.79% +1.23% Lee 263 19.55% 269 7.11% +12.45%

Linn 392 6.78% 578 0.82% +5.96% Linn 32,815 25.67% 25,571 5.55% +20.12% Linn 2,093 1.64% 6,393 0.53% +1.11% Linn 1,009 15.80% 1,277 8.60% +7.20%

Louisa 32 14.22% 23 0.00% +14.22% Louisa 2,083 57.38% 726 0.00% +57.38% Louisa 88 2.42% 182 1.37% +1.05% Louisa 35 10.70% 66 4.32% +6.38%

Lucas 33 16.18% 21 1.30% +14.87% Lucas 2,048 64.06% 640 38.81% +25.26% Lucas 95 2.97% 160 0.00% +2.97% Lucas 94 45.85% 41 0.83% +45.02%

Lyon 15 3.45% 44 0.00% +3.45% Lyon 552 11.67% 946 0.00% +11.67% Lyon 13 0.27% 237 0.04% +0.23% Lyon 3 1.44% 42 0.00% +1.44%

Madison 42 10.82% 39 0.00% +10.82% Madison 1,080 29.84% 724 0.00% +29.84% Madison 43 1.19% 181 0.28% +0.91% Madison 30 6.33% 95 0.60% +5.73%

Mahaska 62 10.35% 60 0.31% +10.04% Mahaska 1,912 24.12% 1,586 6.28% +17.84% Mahaska 99 1.25% 397 0.39% +0.86% Mahaska 65 10.40% 125 1.35% +9.05%

Marion 69 7.83% 89 0.53% +7.30% Marion 9,093 54.42% 3,342 17.40% +37.02% Marion 130 0.78% 836 0.11% +0.67% Marion 158 18.68% 170 0.40% +18.27%

Marshall 108 12.13% 89 3.87% +8.26% Marshall 8,354 45.63% 3,662 20.55% +25.09% Marshall 458 2.50% 916 1.22% +1.28% Marshall 198 14.97% 265 10.00% +4.97%

Mills 43 13.44% 32 0.28% +13.15% Mills 2,208 54.14% 816 0.15% +54.00% Mills 96 2.35% 204 0.00% +2.35% Mills 194 66.44% 59 2.65% +63.79%

Mitchell 38 10.41% 37 0.53% +9.88% Mitchell 1,077 28.98% 744 2.05% +26.93% Mitchell 20 0.54% 186 0.03% +0.51% Mitchell 7 2.67% 53 1.72% +0.95%

Monona 46 16.08% 29 0.33% +15.75% Monona 909 32.71% 556 0.27% +32.44% Monona 114 4.10% 139 0.19% +3.91% Monona 52 16.88% 62 3.61% +13.27%

Monroe 78 34.21% 23 0.40% +33.81% Monroe 1,631 45.17% 723 2.34% +42.83% Monroe 28 0.78% 181 0.09% +0.69% Monroe 34 14.66% 47 0.00% +14.66%

Montgomery 82 22.10% 38 1.52% +20.59% Montgomery 2,276 53.20% 856 16.83% +36.37% Montgomery 70 1.64% 214 0.00% +1.64% Montgomery 51 19.32% 53 1.56% +17.76%

Muscatine 128 12.04% 107 0.43% +11.61% Muscatine 5,200 23.21% 4,480 3.08% +20.13% Muscatine 119 0.53% 1,120 0.11% +0.42% Muscatine 138 11.21% 247 0.82% +10.39%

O'Brien 34 6.37% 54 0.69% +5.67% O'Brien 1,417 21.74% 1,304 6.06% +15.68% O'Brien 22 0.34% 326 0.03% +0.31% O'Brien 7 2.21% 64 1.08% +1.13%

Osceola 13 6.02% 22 0.00% +6.02% Osceola 131 5.77% 455 0.00% +5.77% Osceola 1 0.04% 114 0.00% +0.04% Osceola 4 2.70% 30 0.59% +2.11%

Page 69 15.27% 46 0.41% +14.86% Page 3,154 50.48% 1,250 3.48% +47.00% Page 115 1.84% 313 0.06% +1.78% Page 203 52.19% 78 12.56% +39.63%

Palo Alto 65 19.82% 33 1.45% +18.36% Palo Alto 1,817 48.49% 750 15.49% +33.00% Palo Alto 17 0.45% 188 0.03% +0.43% Palo Alto 25 11.90% 42 0.00% +11.90%

Plymouth 75 9.75% 77 0.25% +9.50% Plymouth 5,315 47.44% 2,241 3.66% +43.79% Plymouth 181 1.62% 561 0.25% +1.37% Plymouth 95 15.89% 120 7.76% +8.13%

Pocahontas 24 8.76% 28 1.07% +7.69% Pocahontas 544 18.85% 578 4.97% +13.88% Pocahontas 13 0.45% 145 0.00% +0.45% Pocahontas 5 2.87% 35 0.53% +2.35%

Polk 939 6.79% 1,382 0.32% +6.47% Polk 71,899 25.93% 55,458 5.05% +20.88% Polk 2,215 0.80% 13,865 0.15% +0.65% Polk 1,573 12.30% 2,558 3.17% +9.13%

Pottawattamie 250 11.41% 220 0.56% +10.84% Pottawattamie 15,631 41.29% 7,572 5.48% +35.81% Pottawattamie 558 1.47% 1,893 0.04% +1.43% Pottawattamie 544 25.33% 430 3.86% +21.46%

Poweshiek 42 7.11% 60 1.25% +5.86% Poweshiek 2,800 28.48% 1,967 18.52% +9.96% Poweshiek 126 1.28% 492 0.57% +0.71% Poweshiek 38 7.55% 101 4.43% +3.13%

Ringgold 57 34.34% 17 5.95% +28.39% Ringgold 853 60.20% 284 15.54% +44.65% Ringgold 92 6.49% 71 0.00% +6.49% Ringgold 53 45.30% 24 1.54% +43.76%

Sac 50 12.89% 39 1.23% +11.66% Sac 1,153 34.95% 660 2.94% +32.01% Sac 14 0.42% 165 0.06% +0.36% Sac 12 4.96% 49 0.74% +4.22%

Scott 398 8.13% 490 0.38% +7.75% Scott 27,114 30.54% 17,755 3.33% +27.21% Scott 393 0.44% 4,439 0.04% +0.40% Scott 301 5.37% 1,121 0.65% +4.72%

Shelby 41 9.67% 43 0.22% +9.45% Shelby 1,409 23.19% 1,215 1.77% +21.42% Shelby 106 1.74% 304 0.02% +1.73% Shelby 72 26.37% 55 0.32% +26.05%

Sioux 63 5.05% 125 0.54% +4.52% Sioux 3,086 15.61% 3,954 6.07% +9.53% Sioux 57 0.29% 989 0.02% +0.27% Sioux 30 4.43% 136 0.66% +3.77%

Story 119 5.49% 217 0.21% +5.28% Story 11,443 26.49% 8,638 2.11% +24.39% Story 93 0.22% 2,160 0.02% +0.19% Story 79 4.16% 380 1.18% +2.98%

Tama 38 9.50% 40 0.24% +9.26% Tama 1,923 38.67% 995 18.71% +19.95% Tama 161 3.24% 249 1.10% +2.14% Tama 50 8.73% 115 6.89% +1.84%

Image 3

County # % County # % County # % County # %

Change

Current Work Force (Employed NCRC Recipients) Metric

Goal #* Goal #*Change

Member Businesses (Number) Metric

Change

Member Businesses (Employment) Metric

Goal #*

County-Level Skilled Iowa Metrics (March 1, 2014)

Goal - 20% (80% Goal - 16%) Goal - 10% (80% Goal - 8%) Goal - 20% (80% Goal - 16%) Goal - 5% (80% Goal - 4%)
 Start %Start %Start % Change

Transitioning Work Force (Unemployed NCRC Recipients) Metric

Start %Goal #*

Taylor 53 30.64% 18 1.63% +29.01% Taylor 1,355 68.02% 399 19.26% +48.76% Taylor 57 2.86% 100 0.00% +2.86% Taylor 38 28.79% 27 1.25% +27.54%

Union 125 30.49% 41 8.12% +22.37% Union 4,323 65.60% 1,318 31.54% +34.06% Union 371 5.63% 330 0.09% +5.54% Union 177 50.43% 71 8.72% +41.71%

Van Buren 23 12.23% 19 0.00% +12.23% Van Buren 940 46.51% 405 0.00% +46.51% Van Buren 31 1.53% 102 0.60% +0.93% Van Buren 31 13.36% 47 0.37% +12.99%

Wapello 191 22.98% 84 0.90% +22.09% Wapello 7,120 44.37% 3,210 3.77% +40.60% Wapello 222 1.38% 803 0.10% +1.28% Wapello 338 26.04% 260 2.14% +23.90%

Warren 90 10.83% 84 0.22% +10.61% Warren 2,475 24.37% 2,032 2.60% +21.77% Warren 128 1.26% 508 0.20% +1.06% Warren 43 3.33% 259 0.93% +2.40%

Washington 61 8.43% 73 0.92% +7.51% Washington 2,822 33.58% 1,681 9.28% +24.30% Washington 364 4.33% 421 1.47% +2.86% Washington 293 55.49% 106 38.67% +16.83%

Wayne 24 14.37% 17 0.53% +13.84% Wayne 895 45.18% 397 1.56% +43.62% Wayne 6 0.30% 100 0.05% +0.25% Wayne 16 10.19% 32 0.59% +9.60%

Webster 165 14.67% 113 0.50% +14.16% Webster 7,087 38.52% 3,680 3.25% +35.27% Webster 246 1.34% 920 0.00% +1.34% Webster 163 12.72% 257 0.66% +12.06%

Winnebago 32 8.51% 38 1.25% +7.26% Winnebago 1,271 29.28% 869 5.36% +23.92% Winnebago 47 1.08% 218 0.07% +1.01% Winnebago 41 14.14% 58 2.50% +11.64%

Winneshiek 59 8.95% 66 0.42% +8.53% Winneshiek 3,380 32.44% 2,084 6.63% +25.81% Winneshiek 68 0.65% 521 0.21% +0.44% Winneshiek 74 13.12% 113 7.34% +5.78%

Woodbury 340 11.86% 287 1.06% +10.80% Woodbury 19,542 37.64% 10,385 14.43% +23.21% Woodbury 1,400 2.70% 2,597 0.43% +2.26% Woodbury 1,033 36.63% 564 24.94% +11.69%

Worth 23 11.56% 20 0.00% +11.56% Worth 767 32.95% 466 0.00% +32.95% Worth 25 1.07% 117 0.22% +0.86% Worth 10 4.37% 46 1.03% +3.33%

Wright 63 13.29% 48 0.00% +13.29% Wright 1,151 19.87% 1,159 0.00% +19.87% Wright 24 0.41% 290 0.02% +0.40% Wright 11 2.84% 78 0.39% +2.45%

if region meets 80% of metric goal

if region meets 100% of metric goal

* "Goal #" is the raw number of member businesses/member business employment/NCRCs needed to reach the goal for that particular metric. These numbers are subject

to change when quarterly data is updated.

Image 1

123/45678910111213141516

80% of
Goal
100% of
Goal

% 7.91% 12.11% 8.78% 12.22% 9.81% 12.46% 19.24% 9.57% 6.71% 7.05% 12.36% 12.20% 27.49% 16.24% 14.52%

507 432 500 367 244 662 498 750 818 1,501 570 555 533 598 431

Goal #* 642 357 570 301 249 532 259 784 1,219 2,130 462 456 194 369 297

Start % 0.46% 0.78% 1.11% 0.40% 1.86% 1.78% 0.89% 0.41% 0.61% 0.31% 0.82% 0.46% 3.54% 0.41% 1.12%

Change +7.45% +11.33% +7.67% +11.82% +7.96% +10.67% +18.34% +9.15% +6.11% +6.74% +11.54% +11.74% +23.94% +15.83% +13.40%

123/45678910111213141516

80% of
Goal
100% of
Goal

% 25.97% 35.07% 27.06% 28.12% 36.04% 37.96% 50.15% 31.15% 31.39% 28.25% 40.13% 39.35% 59.83% 37.99% 43.26%

26,394 17,846 20,751 11,239 14,553 38,004 15,559 43,556 76,198 115,430 30,036 26,556 14,858 19,259 21,980

Goal #* 20,324 10,177 15,340 7,993 8,076 20,021 6,205 27,969 48,543 81,712 14,970 13,498 4,967 10,139 10,161

Start % 6.70% 4.77% 8.24% 2.52% 16.53% 7.65% 5.80% 5.11% 5.56% 4.80% 11.35% 4.11% 19.12% 5.67% 12.13%

Change +19.28% +30.30% +18.81% +25.61% +19.52% +30.31% +44.35% +26.03% +25.83% +23.45% +28.78% +35.24% +40.72% +32.32% +31.14%

123/45678910111213141516

80% of
Goal
100% of
Goal

% 1.05% 0.78% 0.34% 1.07% 1.97% 1.13% 0.90% 0.52% 1.58% 0.72% 2.39% 1.45% 3.52% 1.48% 4.90%

1,064 397 257 427 795 1,133 280 728 3,846 2,936 1,788 979 874 752 2,491

Goal #* 5,081 2,545 3,835 1,999 2,019 5,006 1,552 6,993 12,136 20,428 3,743 3,375 1,242 2,535 2,541

Start % 0.45% 0.07% 0.02% 0.01% 0.86% 0.19% 0.02% 0.07% 0.54% 0.13% 0.36% 0.03% 0.07% 0.27% 3.17%

Change +0.60% +0.71% +0.31% +1.06% +1.11% +0.94% +0.89% +0.45% +1.04% +0.59% +2.03% +1.42% +3.45% +1.21% +1.73%

123/45678910111213141516

80% of
Goal
100% of
Goal

% 10.97% 7.03% 5.97% 13.96% 10.84% 11.66% 14.00% 6.11% 15.52% 11.13% 29.49% 28.04% 30.67% 17.51% 36.16%

651 227 217 394 313 674 254 553 1,894 2,305 1,236 1,132 498 737 1,300

Goal #* 1,188 646 728 565 578 1,156 363 1,809 2,440 4,144 839 808 325 842 719

Start % 4.93% 1.40% 1.04% 0.96% 7.00% 2.35% 0.47% 0.69% 8.20% 2.55% 18.49% 3.67% 3.87% 1.33% 18.25%

Change +6.04% +5.63% +4.92% +13.00% +3.84% +9.32% +13.53% +5.43% +7.32% +8.58% +11.00% +24.37% +26.79% +16.18% +17.91%

if region meets 80% of metric goal
if region meets 100% of metric goal

* "Goal #" is the raw number of member businesses/member business employment/NCRCs needed to reach the goal for that particular metric. These numbers are subject to change when quarterly data is updated.

16.00% 20.00%

IWD Region Skilled Iowa Metrics (March 1, 2014)

Current Region Member Business (Number) Metric

Current Region Member Business (Employment) Metric

Current Region Current Labor Force (Employed NCRC Holders) Metric

Current Region Transitioning Work Force (Unemployed NCRC Holders) Metric

8.00% 10.00%

16.00% 20.00%

4.00% 5.00%

Image 1

80% of
Goal

100% of
Goal

% 10.15%

8,966

Goal #* 8,835

Start % 0.73%

Change +9.42%

80% of
Goal

100% of
Goal

% 32.78%

492,219

Goal #* 300,363

Start % 6.54%

Change +26.24%

80% of
Goal

100% of
Goal

% 1.36%

20,385

Goal #* 75,091

Start % 0.44%

Change +0.91%

80% of
Goal

100% of
Goal

% 16.54%

14,180

Goal #* 17,145

Start % 6.82%

Change +9.73%

if county/region meets
80% of metric goal * "Goal #" is the raw number of member businesses/member business
employment/NCRs needed to reach the goal for that particular metric.
These numbers are subject to change when quarterly data is updated.

if county/region meets
100% of metric goal

Statewide Skilled Iowa Metrics (March 1, 2014)

16.00% 20.00%

4.00%

16.00% 20.00%

Member Business (Number) Metric

Statewide

Statewide

Member Business (Employment) Metric

8.00% 10.00%

5.00%

**Transitioning Workforce
(Unemployed NCRC Holders) Work Force
Metric**

Statewide

**Current Labor Force
(Employed NCRC Holders) Metric**

Statewide

IWD Region
County
Member Business
Count
Adair
Adair County
Adair
Adair County Free Press
Adair
Adair County Memorial Hospital
Adair
Adair County Mutual
Adair
Agans Bakery Cafe
Adair
Agriculture and Land Stewardship Department
Adair
Agriland FS, Inc.
Adair
Burger Plg and Htg
Adair
Cardinal IG
Adair
Care Initiatives
Adair
Casey's General Stores
Adair
Colors Floral and Home Decorating
Adair
CR\T-Greenfield,Quad\Greenfield,LLC
Adair
Department of Transportation
Adair
Don Carlos Insurance
Adair
Eshelman Trneching
Adair
Fabric Creations
Adair
Fareway Stores
Adair
Farmers Electric Cooperative, Inc
Adair
Fountain Florist Inc
Adair
Fox Welding Co.
Adair
G & H Motor Freight Lines
Adair
Good Samaritan Society-Fontanelle
Adair
Greenfield Auto Sales
Adair
Greenfield Lumber Co
Adair
Greenfield Manor
Adair
Greenfield Oil
Adair
Greenfield Public Library
Adair
Hometown Foods
Adair
Horizon Equipment
Adair
Kum & Go
Adair
MATURA Action Corp.
Adair
MidAmerican Energy
Adair
Midwest Partnership Corporation
Adair
MKMB Restaurant Partners LLC. (Burger King)
Adair
Nodaway Dinner
Adair
Nodaway Valley Schools
Adair
Orient Express
Adair
Orient-Macksburg CSD
Adair
Schultz P&H
Adair
Store # 0672-6 True Hardware & Rental
Adair
Support Services of So Central Iowa
Adair
The Freedom Rock

Adair
The Jewel Box
Adair
Union State Bank
Adair
Wallace Auto Supply
Adair
Warren Cultural Center
Adair
West Central
Adams
Adams Community Chamber of Commerce
Adams
Adams County
Adams
Adams County Free Press
Adams
Agriculture and Land Stewardship Department
Adams
Akin Building Center
Adams
Alegent Creighton Health
Adams
Antiques On Main - Consignments & More
Adams
Blacktop Service Company
Adams
Brown Bear Corp.
Adams
Care Initiatives
Adams
Casey's General Stores
Adams
CHANCE M R
Adams
CHOICE, INC.
Adams
City of Corning
Adams
Corning Housing Commission
Adams
Corning Public Library
Adams
Corning Rental
Adams
Department of Transportation
Adams
Echco Concrete LLC
Adams
Feeders Grain & Supply
Adams
Frontier Communications
Adams
Hy-Vee
Adams
Iowa Select Farms LLP
Adams
Magnum Trenching Service
Adams
MATURA Action Corp.
Adams
Midwest Opportunities Inc
Adams
New Balance Commodities-Nodaway Valley Feeders
Adams
New Fashion Pork
Adams
Nordic Cooling Units
Adams
Prairieland Yogo
Adams
Precision Pulley & Idler
Adams
R & S Auto Sales
Adams
Red Star Feeds LLC
Adams
Southwest Iowa Rural Electric Cooperative
Adams
Southwest Valley High School
Adams
Swine Graphics Enterprises
Adams
The Carpet Store
Adams
The Principal Financial Group
Adams
Three C's Diner
Adams
United Farmers Mercantile Cooperative
Adams
Wilkinson-Johnston dba Country Haven
Allamakee
ABCM Corporation
Allamakee
Agriculture and Land Stewardship Department
Allamakee
Allamakee County Economic Development
Allamakee
Aveka Nutra Processing

Allamakee
Brennan Construction
Allamakee
Bruening Rock Products, Inc.
Allamakee
Casey's General Stores
Allamakee
Darold Berger Masonry INC
Allamakee
Department of Corrections
Allamakee
Department of Natural Resources
Allamakee
Department of Transportation
Allamakee
Eastern Allamakee CSD
Allamakee
Fareway Stores
Allamakee
Moore's Dairy Service, Inc.
Allamakee
Palmer Repair
Allamakee
Postville Community School District
Allamakee
Postville Radio Inc (KPVL)
Allamakee
Reel Core Inc.
Allamakee
SYSTEMS Equipment Corporation
Allamakee
Szabo Construction
Allamakee
Trinity Fabricators, Inc.
Allamakee
Upper Explorerland Regional Planning Committee
Allamakee
Waukon Feed Ranch
Allamakee
Waukon High School, Allamakee Community School District
Appanoose
AFLAC Shelby Quint
Appanoose
Agriculture and Land Stewardship Department
Appanoose
Agriland FS, Inc.
Appanoose
Alliant Energy
Appanoose
Appanoose County Secondary Roads
Appanoose
Appanoose Economic Development Corporation
Appanoose
B & K Machining
Appanoose
Brown's Shoe Fit Co. LLC
Appanoose
C & C Machining Inc
Appanoose
Care Initiatives
Appanoose
Casey's General Stores
Appanoose
Centerville Chamber of Commerce
Appanoose
Centerville Community School District
Appanoose
City of Centerville
Appanoose
Commercial Resources, Inc.
Appanoose
Daily Iowegian
Appanoose
Department of Natural Resources
Appanoose
Department of Transportation
Appanoose
Drake Public Library
Appanoose
Fareway Stores
Appanoose
HCI Care Services and Visiting Nurse Services of Iowa
Appanoose
Hill Phoenix
Appanoose
Honey Creek Resort State Park
Appanoose
Hy-Vee
Appanoose
Indian Hills Community College
Appanoose
Jacobson Staffing
Appanoose
Kum & Go
Appanoose
Moravia CSD
Appanoose
Moulton-Udell Community School District
Appanoose
River Hills Community Health Center

Appanoose
Shark Fin Shears Co.
Appanoose
Smith Fertilizer & Grain
Appanoose
Subway
Appanoose
U.S. Bank
Appanoose
Wells Distribution Center
Audubon
Agriculture and Land Stewardship Department
Audubon
Agriland FS, Inc.
Audubon
AMVC
Audubon
Anthony Intl.
Audubon
Audubon ACE Hardware
Audubon
Audubon Chamber of Commerce
Audubon
Audubon Community Schools
Audubon
Audubon County
Audubon
Audubon County Memorial Hospital
Audubon
Audubon Public Library
Audubon
Casey's General Stores
Audubon
City of Audubon
Audubon
Department of Human Services
Audubon
Exira-EHK CSD
Audubon
Friendship Home Association
Audubon
Horizon Equipment
Audubon
MidAmerican Energy
Audubon
Ohde Funeral Home, Inc.
Audubon
Quality Machine of Iowa, Inc.
Audubon
Rasmussen Lumber Company
Audubon
The Principal Financial Group
Audubon
Todd Nelsen Farms
Audubon
Vetter Equipment
Audubon
West Central
Benton
Agriculture and Land Stewardship Department
Benton
Annette's Styling Hutch
Benton
Area Substance Abuse Council, Inc.
Benton
Atkins Public Library
Benton
Barron Motor Supply
Benton
Belle Plaine Bowl
Benton
Belle Plaine Chiropractic
Benton
Bergeson Masonry LLC
Benton
Care Initiatives
Benton
Carla's Clips
Benton
Cars R us Auto Body Paint & Repair Inc.
Benton
Casey's General Stores
Benton
Cedar Valley Bank & Trust
Benton
Chelsea Savings Bank
Benton
City of Keystone
Benton
City of Urbana
Benton
City of Vinton
Benton
Clickstop
Benton
Department of Human Services
Benton
Department of Transportation
Benton
Des Moines Register

Benton
Fareway Stores
Benton
Frontier National Products
Benton
Garling Construction Inc.
Benton
Grovert Chevrolet
Benton
Hawkeye Area Community Action Program, Inc.
Benton
Hilton Worldwide
Benton
Ideal Industries
Benton
Iowa State University
Benton
John Grieder Motors Inc.
Benton
Kerry Ingredients
Benton
Kids Inc
Benton
Kirkwood CC
Benton
Koop's Auto
Benton
KSS Accounting & Tax Service Inc.
Benton
Manatts
Benton
North Star Community Services
Benton
Precision Sheet Metal Inc
Benton
Shellsburg Public Library
Benton
Styling with Trish
Benton
TCC Materials
Benton
The Principal Financial Group
Benton
Thys Motor Company
Benton
U.S. Bank
Benton
Upper Des Moines Opportunity Inc
Benton
Viking Sewing Center
Benton
VINTON PUBLIC LIBRARY
Benton
Vinton Unlimited
Benton
Vinton-Shellsburg Schools
Benton
Wells Fargo
Black Hawk
1-800-FLOWERS/Flowerama
Black Hawk
1st Judicial District Department of Correctional Services
Black Hawk
AARP Iowa
Black Hawk
ABCM Corporation
Black Hawk
Advanced Heat Treat Corporation
Black Hawk
Afterwards We Care, Inc.
Black Hawk
Agriculture and Land Stewardship Department
Black Hawk
Allan Industrial Coatings
Black Hawk
Allied Barton Security Services
Black Hawk
Alpha Express
Black Hawk
AMVETS POST 49 Career Center
Black Hawk
Area Education Agency 267
Black Hawk
Arnold Motor Supply LLP
Black Hawk
ASI Computer Systems, Inc
Black Hawk
Attorney General
Black Hawk
Auditor of State
Black Hawk
B and B LawnCare, Inc.
Black Hawk
Ball, Kirk & Holm, P.C.
Black Hawk
Barmuda
Black Hawk
Barnes & Noble
Black Hawk
Barron Motor Supply

Black Hawk
BDI - Bearing Distributors Inc
Black Hawk
Beau Monde Boutique and Salon
Black Hawk
Benton's Ready Mixed Concrete, Inc
Black Hawk
Bertch Cabinet Manufacturing, Inc.
Black Hawk
Big Brothers Big Sisters of Northeast Iowa
Black Hawk
Big River Equipment Co., Inc.
Black Hawk
Bill Cowen Ford
Black Hawk
BK Tile
Black Hawk
Black Hawk County Extension Office
Black Hawk
Black Hawk Engineering Inc.
Black Hawk
Blackhawk Automatic Sprinklers, Inc
Black Hawk
Blain's Farm and Fleet
Black Hawk
Blessed Sacrament School
Black Hawk
Bosco Catholic System
Black Hawk
Boubin Tire Company
Black Hawk
Brighthouse
Black Hawk
Burlington Trailways
Black Hawk
Byron Supermarket
Black Hawk
Cabin Coffee Company
Black Hawk
Cadillac Lanes
Black Hawk
Camping World
Black Hawk
Cardinal Construction, Inc.
Black Hawk
Care Initiatives
Black Hawk
Casey's General Stores
Black Hawk
CBE Companies
Black Hawk
Cedar Bend Humane Society
Black Hawk
Cedar Falls Schools
Black Hawk
Cedar Falls Utilities
Black Hawk
Cedar Valley Auto Glass
Black Hawk
Cedar Valley Fish Market
Black Hawk
Cedar Valley Hospice
Black Hawk
Cedar Valley Motors & Collision Center
Black Hawk
Centro Inc.
Black Hawk
CenturyLink
Black Hawk
Chapala Family Mexican Restaurant
Black Hawk
City and National Employment
Black Hawk
City of Cedar Falls
Black Hawk
City of Dunkerton
Black Hawk
City of Hudson
Black Hawk
City of Waterloo
Black Hawk
City of Waterloo Young Arena
Black Hawk
CL Swanson Corporation
Black Hawk
College Square Mall
Black Hawk
Collision Services
Black Hawk
Comprehensive Systems, Inc.
Black Hawk
Control O Fax
Black Hawk
CopyWorks
Black Hawk
Cottonwood Canyon
Black Hawk
CFM Acquisition Corporation
Black Hawk
Dalton Plumbing Heating and Cooling, Inc.

Black Hawk
DC Industries
Black Hawk
Den Herder Veterinary Hospital
Black Hawk
Department for the Blind
Black Hawk
Department of Education
Black Hawk
Department of Human Services
Black Hawk
Department of Inspections and Appeals
Black Hawk
Department of Natural Resources
Black Hawk
Department of Public Health
Black Hawk
Department of Public Safety
Black Hawk
Department of Transportation
Black Hawk
DisABLEd Workers, LLC
Black Hawk
Dollar General Waterloo Tower Park
Black Hawk
Dubuque Area Steamatic
Black Hawk
Eastside Ministries
Black Hawk
El Patron Mexican Restaurant
Black Hawk
Express Employment Professionals
Black Hawk
Family Management Credit Counselors, Inc.
Black Hawk
Family Video
Black Hawk
Fareway Stores
Black Hawk
Fastenal
Black Hawk
Ferguson Enterprises, Inc.
Black Hawk
Fiesta Jalisco Family Mexican Restaurant
Black Hawk
Foster's, Inc.
Black Hawk
Four Oaks
Black Hawk
Fraternal Order of Eagles #764
Black Hawk
Game Stop
Black Hawk
Garden of Memories
Black Hawk
Girl Scouts of Eastern Iowa & Western Illinois
Black Hawk
Godfather's
Black Hawk
Greater Cedar Valley Alliance and Chamber
Black Hawk
Green Iowa Americorps
Black Hawk
Harting and Hunemuller Contractors
Black Hawk
Hawkeye CC
Black Hawk
Hawkeye Trucks
Black Hawk
HDM, LLC
Black Hawk
Heating and Cooling Supply
Black Hawk
Hilton Worldwide
Black Hawk
Holiday Inn Express
Black Hawk
Holmes Welding and Fabrication
Black Hawk
Home Instead Senior Care
Black Hawk
Honey Garden Family Restaurant
Black Hawk
HQAA, Inc.
Black Hawk
Hudson Community School District
Black Hawk
Hudson Floral Shop
Black Hawk
Hudson Hardware Plumbing and Heating
Black Hawk
Hudson Printing Company
Black Hawk
Hudson Veterinary Clinic
Black Hawk
Hy-Vee
Black Hawk
HyPro Inc.
Black Hawk
Image Pointe

Black Hawk
International Paper
Black Hawk
Iowa Auto Recyclers Association
Black Hawk
Iowa Select Farms LLP
Black Hawk
Iowa State University
Black Hawk
Iowa Workforce Development
Black Hawk
Island Paradise Tanning & Fitness
Black Hawk
iSmile Orthodontics, P.C.
Black Hawk
Jameson's Public House
Black Hawk
Jensen Floor Coverings
Black Hawk
Jensen's Dairy Queen
Black Hawk
Jesse Cosby Center
Black Hawk
JLL Extended Stay Inn
Black Hawk
John Deere Waterloo Works
Black Hawk
JVA Mobility Inc.
Black Hawk
Kaplan University
Black Hawk
KBEG Radio 88.1 FM
Black Hawk
KJ & Kompany
Black Hawk
Koch Construction
Black Hawk
Kum & Go
Black Hawk
Kwik Star
Black Hawk
KWVL Television, Inc.
Black Hawk
La'James International College
Black Hawk
Labor Ready
Black Hawk
Lederman Bonding Company
Black Hawk
Lederman Clothing Store
Black Hawk
Legends Sports Pub and Grille
Black Hawk
Locker Room
Black Hawk
Manatts
Black Hawk
Manpower, Inc.
Black Hawk
Marquart Concrete Products
Black Hawk
Martin Bros. Distributing Co. Inc
Black Hawk
McDonald Supply
Black Hawk
Me4V
Black Hawk
Mediacom
Black Hawk
Merry Maids
Black Hawk
MidAmerican Energy
Black Hawk
Midtown Development
Black Hawk
Mod Salon
Black Hawk
Mohair Pear
Black Hawk
Moo Roo
Black Hawk
MP Nexlevel, LLC
Black Hawk
Mudd Advertising
Black Hawk
Municipal Pipe & Tool Company
Black Hawk
NAPA Auto Parts
Black Hawk
North East Machine & Tool, Co.
Black Hawk
North Star Community Services
Black Hawk
Northern Iowa Regional Business and Community Services
Black Hawk
Nutri-Ject Systems, Inc.
Black Hawk
Ohana Salon
Black Hawk
Omega Cabinetry

Black Hawk
Operation Threshold
Black Hawk
Papa Murphy's
Black Hawk
Park Road Inn
Black Hawk
People's Community Health Clinic
Black Hawk
Per Mar Security
Black Hawk
Planet Fitness
Black Hawk
Plumb Tech, Inc.
Black Hawk
Power Engineering & Manufacturing, Ltd.
Black Hawk
Powers Manufacturing Company
Black Hawk
Premier Casting Services
Black Hawk
Priority 1
Black Hawk
QPS Employment Group
Black Hawk
Quick Wok
Black Hawk
Randells Stop n Shop
Black Hawk
Red Lobster
Black Hawk
Redfern, Mason, Larsen & Moore, P.L.C.
Black Hawk
Remedy Intelligent Staffing
Black Hawk
Rent-A-Center
Black Hawk
Roger Smith Construction, Inc.
Black Hawk
RPM Motor Company, Inc.
Black Hawk
Ruan Transportation Company
Black Hawk
Ryan's Electrical Services, LLC
Black Hawk
Rydell Chevrolet, Inc.
Black Hawk
Salvation Army Transitional Housing
Black Hawk
Sandee's
Black Hawk
Schmitt Telecom Partners Inc
Black Hawk
School Bus Sales, Co. SBS Trucking
Black Hawk
Silver Eagle Harley Davidson
Black Hawk
Smokers Choice
Black Hawk
Standard Distribution Co
Black Hawk
Steamboat Gardens
Black Hawk
Storey Refinishing
Black Hawk
Subway Downtown
Black Hawk
Surface Solutions
Black Hawk
Tandem Tire & Auto Service
Black Hawk
The Andersons Inc
Black Hawk
The Home Depot
Black Hawk
The Library
Black Hawk
The Other Place - Ridgeway
Black Hawk
The Principal Financial Group
Black Hawk
The Radio Group
Black Hawk
The Rose of Waterloo
Black Hawk
Thomas G. Friedman
Black Hawk
Tyson Foods, Inc.
Black Hawk
U.S. Bank
Black Hawk
UNI Credit Union
Black Hawk
UnityPoint Health
Black Hawk
University Motors
Black Hawk
University of Northern Iowa
Black Hawk
Upper Iowa University-Waterloo Center

Black Hawk
UPS
Black Hawk
Van Meter, Inc.
Black Hawk
Varsity Cleaners
Black Hawk
Veridian Credit Union
Black Hawk
Virota
Black Hawk
Von Maur
Black Hawk
Walgreens
Black Hawk
Walk In Tubs and More
Black Hawk
Waterloo Community Schools
Black Hawk
Waterloo Courier
Black Hawk
Waterloo Leisure Services
Black Hawk
Waterloo Warehousing & Service Co
Black Hawk
Waterloo Wilbert Vault Co.
Black Hawk
Wayne Engineering
Black Hawk
Wells Fargo
Black Hawk
West Music Co., Inc.
Black Hawk
Western Co-op Transport Assn
Black Hawk
Western Home Communities
Black Hawk
Wheaton Franciscan Healthcare
Black Hawk
Wingate By Wyndham Cedar Falls
Black Hawk
Yogart and More Inc/aba Brickhouse
Black Hawk
Young Plumbing and Heating
Black Hawk
Your Sewing Center
Black Hawk
Z & Z Medical Inc
Boone
Agriculture and Land Stewardship Department
Boone
Alliant Energy
Boone
Arnold Motor Supply LLP
Boone
Bank of the West
Boone
Big G's Log Cabin BBQ
Boone
Boone Area Chamber of Commerce
Boone
Boone County Abstract Company
Boone
Capital City Equipment Company
Boone
Casey's General Stores
Boone
CenturyLink
Boone
Chit Chat
Boone
City of Ogden
Boone
Community and Family Resources
Boone
Department of Human Services
Boone
Department of Natural Resources
Boone
Department of Transportation
Boone
Des Moines Area CC
Boone
Fareway Stores
Boone
Flynn Insurance Services, Inc.
Boone
Flynn Real Estate, Inc.
Boone
Hy-Vee
Boone
Instant Karma UC dba The Lucky Pig Pub and Grill
Boone
Iowa State University
Boone
Kruck P-H Co. Inc.
Boone
Kum & Go
Boone
KWB Advisors, Inc.

Boone
MEMBERSist Community Credit Union
Boone
Mid-America Publishing Corp.
Boone
Monsanto
Boone
Ogden Farm & Feed Center
Boone
Oldcastle Materials Group
Boone
Rail Crew Xpress
Boone
Thermomass
Boone
U.S. Bank
Boone
Vision Bank
Boone
West Central
Boone
YMCA of Greater Des Moines
Bremer
Agriculture and Land Stewardship Department
Bremer
Area Education Agency 267
Bremer
Casey's General Stores
Bremer
Cedar Valley Hospice
Bremer
CenturyLink
Bremer
Cliff's Place
Bremer
CUNA Mutual Group
Bremer
Department of Inspections and Appeals
Bremer
Department of Natural Resources
Bremer
Department of Transportation
Bremer
Fareway Stores
Bremer
Fastenal
Bremer
GMT Corporation
Bremer
Hy-Vee
Bremer
Manatts
Bremer
Mayo Family Care LLC
Bremer
Mediacom
Bremer
Norby Distributing Co.
Bremer
North Star Community Services
Bremer
Schumacher Elevator Company
Bremer
Terex USA LLC
Bremer
The Lincoln Group, Inc.
Bremer
The Principal Financial Group
Bremer
United Equipment Accessories Inc
Bremer
UnityPoint Health
Bremer
Veridian Credit Union
Bremer
Waverly Health Center
Bremer
Waverly Super 8
Bremer
Waverly-Shell Rock High Schools
Bremer
Wheaton Franciscan Healthcare
Buchanan
1st Judicial District Department of Correctional Services
Buchanan
ABCM Corporation
Buchanan
Advanced Family Eye Care
Buchanan
Agriculture and Land Stewardship Department
Buchanan
Bachman Tool & Die Company
Buchanan
Bertch Cabinet Manufacturing, Inc.
Buchanan
Birdnow Dealerships
Buchanan
Bland's Flower Shop & Gifts
Buchanan
Bloom, Inc.

Buchanan
Boubin Tire Company
Buchanan
Bruening Rock Products, Inc.
Buchanan
Buchanan County
Buchanan
Buchanan County Economic Development Corporation
Buchanan
Casey's General Stores
Buchanan
Cedar Valley Hospice
Buchanan
Cedar Valley Wealth Management, Inc.
Buchanan
Citizens State Bank
Buchanan
City of Hazelton
Buchanan
City of Winthrop
Buchanan
Department of Education
Buchanan
Department of Human Services
Buchanan
Department of Inspections and Appeals
Buchanan
Department of Natural Resources
Buchanan
Department of Public Safety
Buchanan
Department of Transportation
Buchanan
Dunlap Motors, Inc.
Buchanan
East Iowa Plastics
Buchanan
Fareway Stores
Buchanan
Fastenal
Buchanan
Four Oaks
Buchanan
Fuelling Chiropractic
Buchanan
Fusion Forward, LLC
Buchanan
Geater Machining and Manufacturing Company
Buchanan
Goodnight in the Morning Communications, Inc. dba The News
Buchanan
Greenley Development
Buchanan
Hawkeye CC
Buchanan
Heartland Agribition Center, Inc.
Buchanan
Hilltop Motors, Inc.
Buchanan
Hunter Auto Sales
Buchanan
Independence Area Chamber of Commerce
Buchanan
Independence Community School District
Buchanan
Independence Federal Bank for Savings
Buchanan
Independence Plumbing, Heating and Cooling, Inc.
Buchanan
Investment Center
Buchanan
Iowa Wall Sawing
Buchanan
Jensen Transport, Inc.
Buchanan
Jesup Community School
Buchanan
Jesup Vet Clinic
Buchanan
Karsten Real Estate & Insurance, Inc.
Buchanan
Kies Carpentry
Buchanan
L & M Radiator, Inc.
Buchanan
Manatts
Buchanan
McGraw's Carpets
Buchanan
Mike's Automotive Services LLC
Buchanan
Monsanto
Buchanan
Moser Preschool and Daycare
Buchanan
Norby Distributing Co.
Buchanan
Norbys Farm Fleet
Buchanan
Office Towne, Inc.

Buchanan
Pinicon Ford Lincoln
Buchanan
Pipestone Veterinary Clinic
Buchanan
Primrose Heating and Air Conditioning
Buchanan
Quest Products, Inc.
Buchanan
RE/Max-Independence Realty
Buchanan
Roberts, Eddy & Lange, P.C.
Buchanan
Ryan Pharmacy
Buchanan
S & K Collectibles
Buchanan
Snow Engineering
Buchanan
The Principal Financial Group
Buchanan
Tyson Foods, Inc.
Buchanan
Veridian Credit Union
Buchanan
Viafield, A Cooperative
Buchanan
Walter Aviation
Buchanan
Wapsie Valley Creamery, Inc.
Buchanan
Wendy Troutman, D.D.S., P.C.
Buchanan
Wheaton Franciscan Healthcare
Buchanan
Young's Painting & Decorating
3/4
Buena Vista
Ag Partners, LLC
3/4
Buena Vista
Agriculture and Land Stewardship Department
3/4
Buena Vista
Al's Corner Oil Co
3/4
Buena Vista
Alta Body Shop
3/4
Buena Vista
Anemometry Specialists
3/4
Buena Vista
Arnold Motor Supply LLP
3/4
Buena Vista
Buena Vista University
3/4
Buena Vista
Casey's General Stores
3/4
Buena Vista
CenturyLink
3/4
Buena Vista
City of Storm Lake
3/4
Buena Vista
Department of Education
3/4
Buena Vista
Department of Human Services
3/4
Buena Vista
Department of Public Safety
3/4
Buena Vista
Department of Transportation
3/4
Buena Vista
Fareway Stores
3/4
Buena Vista
Fastenal
3/4
Buena Vista
First Cooperative Association
3/4
Buena Vista
Game Stop
3/4
Buena Vista
GCC Alliance Concrete, Inc.
3/4
Buena Vista
Goodwill of the Great Plains
3/4
Buena Vista
Gull Wing Industries Inc.
3/4

Buena Vista
Heritage Bank NA
3/4
Buena Vista
Hy-Vee
3/4
Buena Vista
Iowa Lottery Authority
3/4
Buena Vista
Iowa State University
3/4
Buena Vista
KAYL-KKIA Radio
3/4
Buena Vista
Mangold Environmental Testing, Inc.
3/4
Buena Vista
Mediacom
3/4
Buena Vista
Meridian Manufacturing
3/4
Buena Vista
Merrill Manufacturing
3/4
Buena Vista
MidAmerican Energy
3/4
Buena Vista
Monsanto
3/4
Buena Vista
North Lake Manor
3/4
Buena Vista
Northwest Bank
3/4
Buena Vista
Oldcastle Materials Group
3/4
Buena Vista
Prairie Lakes AEA
3/4
Buena Vista
Ranco Fertiliservice, Inc.
3/4
Buena Vista
Rasmussen Ford
3/4
Buena Vista
Rembrandt Enterprises
3/4
Buena Vista
Rust Publishing NWIA
3/4
Buena Vista
Service Master by Rice
3/4
Buena Vista
Sioux Central Community School
3/4
Buena Vista
Storm Lake Community School District
3/4
Buena Vista
The Hillshire Brands Company
3/4
Buena Vista
Tyson Foods, Inc.
3/4
Buena Vista
United Community Health Center
3/4
Buena Vista
Upper Des Moines Opportunity Inc
3/4
Buena Vista
Vetter Equipment
3/4
Buena Vista
Vision Care Associates
Butler
ABCM Corporation
Butler
Agriculture and Land Stewardship Department
Butler
Allan Industrial Coatings
Butler
Allimount Pharmacies
Butler
Aplington-Parkersburg Community Schools
Butler
Blacktop Service Company
Butler
Butler County Development Corporation
Butler
Butler County Resource Center
Butler

Casey's General Stores
Butler
Clayton's Bakery
Butler
Department of Human Services
Butler
Department of Natural Resources
Butler
Department of Transportation
Butler
Dike-New Hartford Community Schools
Butler
Dralle's Department Store, Inc.
Butler
Dumont Pharmacy
Butler
First Security Bank & Trust
Butler
Floyd County Case Management
Butler
Franklin General Hospital
Butler
Iowa Select Farms LLP
Butler
Iowa State University
Butler
Landers Hardware Hank
Butler
Mabel's
Butler
Mid-America Publishing Corp.
Butler
MidAmerican Energy
Butler
Monsanto
Butler
North Iowa Community Action Organization
Butler
Shell Rock Healthcare Center
Butler
Smith's, Etc.
Butler
Waverly Health Center
Butler
Waverly-Shell Rock High Schools
Butler
Wheaton Franciscan Healthcare
Calhoun
Agents, Inc.
Calhoun
Agriculture and Land Stewardship Department
Calhoun
Al's Corner Oil Co
Calhoun
Calhoun Co. Comm. of Veteran Affairs
Calhoun
Casey's General Stores
Calhoun
Department of Corrections
Calhoun
Department of Human Services
Calhoun
Department of Transportation
Calhoun
Dudley Printing Inc.
Calhoun
Kum & Go
Calhoun
Lake City Public Library
Calhoun
Manson NW Webster Community School District
Calhoun
Manson Public Library
Calhoun
Martin Hildreth Company, Inc.
Calhoun
Mid-America Publishing Corp.
Calhoun
MidAmerican Energy
Calhoun
New Cooperative, Inc.
Calhoun
Oldcastle Materials Group
Calhoun
Pizza Ranch
Calhoun
Prairie Valley School District
Calhoun
Rockwell City Public Library
Calhoun
Southern Cal Community Schools
Calhoun
Stewart Memorial Community Hospital
Carroll
Agriculture and Land Stewardship Department
Carroll
Al's Corner Oil Co
Carroll
Alegent Creighton Health
Carroll

American Home Shield
Carroll
AMVC
Carroll
Arnold Motor Supply LLP
Carroll
Badding Construction Company
Carroll
Bank of the West
Carroll
Brink and Sextro
Carroll
Caleris, Inc
Carroll
Carroll Apothecary
Carroll
Carroll Chamber of Commerce
Carroll
Carroll Community Schools
Carroll
Carroll Control Systems Inc.
Carroll
Carroll Coolers, Inc.
Carroll
Carroll County Attorney
Carroll
Carroll County State Bank
Carroll
Carroll County, Iowa
Carroll
Carroll Cycle Center, Inc
Carroll
Carroll Pizza Ranch
Carroll
Casey's General Stores
Carroll
CCPCPA Family Resource Center
Carroll
CenturyLink
Carroll
City of Breda
Carroll
City of Carroll
Carroll
City of Glidden
Carroll
City of Manning
Carroll
Computer Transportation Services/CTS Air Services (dba Movelt)
Carroll
Coon Rapids Enterprise
Carroll
Coon Rapids Hardware
Carroll
Coon Rapids Municipal Utilities
Carroll
Coon Rapids-Bayard CSD
Carroll
Country Meats Inc DBA Arcadia Meats
Carroll
Country Stores of Carroll
Carroll
Custom Technology Solutions, Inc
Carroll
Daniels Dozers LLC
Carroll
Dedham Tire & Auto Repair
Carroll
Department of Education
Carroll
Department of Human Services
Carroll
Department of Transportation
Carroll
Derner Electric, Inc
Carroll
Des Moines Area CC
Carroll
Dollar General
Carroll
Fareway Stores
Carroll
Farmers Cooperative Elevator Company
Carroll
Farmland Foods, Inc.
Carroll
Fastenal
Carroll
Forever & Ever, LLC dba Sears Hometown Store
Carroll
GehlPRO Industries, Inc. DBA GehlPRO Welding
Carroll
Glam Salon
Carroll
Herald Publishing-Daily Times Herald
Carroll
Horizon Equipment
Carroll
Hunan Chinese Restaurant
Carroll

Hy-Vee
Carroll
Ike Auen Distributing Co., Inc.
Carroll
IKM-Manning CSD
Carroll
Iowa Corn Processors
Carroll
Iowa State University
Carroll
Iowa Workforce Development
Carroll
Klein Management and Research Inc.
Carroll
Leroy & Son's Inc
Carroll
Linde Equipment Company, Inc.
Carroll
Manning Public Library
Carroll
Manning Regional Healthcare Center
Carroll
Manpower
Carroll
Marketlink Inc
Carroll
Maurices
Carroll
Mediacom
Carroll
Merle Norman
Carroll
MidAmerican Energy
Carroll
MKMB Restaurant Partners LLC. (Burger King)
Carroll
Monsanto
Carroll
Municipal Housing Agency of Manning
Carroll
New Cooperative, Inc.
Carroll
New Fashion Pork
Carroll
New Hope
Carroll
Next Generation Chiropractic
Carroll
Ohde Funeral Home, Inc.
Carroll
Oldcastle Materials Group
Carroll
Pella Corporation
Carroll
Perk Central
Carroll
Precision Detailing
Carroll
Premier Printer Supplies L.L.C
Carroll
Randy Janning Tile & Marble
Carroll
Rasmussen Lumber Company
Carroll
Regional Workforce Development Board
Carroll
Santa Maria Winery
Carroll
Schenkelberg Implement
Carroll
Service Master by Rice
Carroll
Smith Construction
Carroll
Sound and Service
Carroll
Special Moments
Carroll
St. Anthony Regional Hospital & Nursing Home
Carroll
Sunny Brook of Carroll Assisted Living
Carroll
T and B Enterprises DBA Culligan Water Conditioning
Carroll
Templeton Rye
Carroll
The Gilk Company
Carroll
The Graphic Edge
Carroll
Toyne Inc.
Carroll
UTC Aerospace Systems
Carroll
Van Meter, Inc.
Carroll
Verizon Wireless/ Pen Communications
Carroll
West Central
Carroll

West Central Iowa Rural Water Association
Carroll
West Street Market
Carroll
Western Iowa Advantage
Cass
Actively Supporting Individuals with Challenges LLC
Cass
Agriculture and Land Stewardship Department
Cass
Agriland FS, Inc.
Cass
Arnold Motor Supply LLP
Cass
Atlantic Carriers
Cass
Atlantic High School
Cass
Atlantic High School Link Center
Cass
Atlantic HS CCEOC Program
Cass
Atlantic Public Library
Cass
Brocker Karns & Karns Inc.
Cass
Care Initiatives
Cass
Casey's General Stores
Cass
Cass County Memorial Hospital
Cass
Cass County Veterans Affairs
Cass
Cass County, Iowa
Cass
CASS Incorporated
Cass
Cass/Atlantic Development Corp.
Cass
CenturyLink
Cass
City of Anita
Cass
City of Atlantic
Cass
City of Cumberland/Lewis
Cass
Department of Education
Cass
Department of Human Services
Cass
Department of Natural Resources
Cass
Department of Public Safety
Cass
Department of Transportation
Cass
Duke Aerial Inc
Cass
Fareway Stores
Cass
Farm Service Cooperative
Cass
Fastenal
Cass
Global Horizons, LLC
Cass
Griswold High School
Cass
Hy-Vee
Cass
Iowa State University
Cass
Iowa Western CC
Cass
Iowa Workforce Development
Cass
MAHLE Engine Components
Cass
Mediacom
Cass
MidAmerican Energy
Cass
Murphy Heavy Contracting
Cass
Oldcastle Materials Group
Cass
R/T Motors
Cass
Service Master by Rice
Cass
Southwest Iowa Transit
Cass
Subway
Cass
T and B Enterprises DBA Culligan Water Conditioning
Cass
Van Ert Glass
Cass

Weirich Welding Plus LLC
Cass
Wells Fargo
Cass
West Central
Cass
West Central Community Action FADDS Program, Headstart, Senior Aid
Cedar
Agriculture and Land Stewardship Department
Cedar
Barron Motor Supply
Cedar
Care Initiatives
Cedar
Casey's General Stores
Cedar
Cedar County Economic Development Commission
Cedar
Central Iowa Power Cooperative
Cedar
City of West Branch
Cedar
Cummins Manufacturing, Inc.
Cedar
Department of Education
Cedar
Department of Transportation
Cedar
Eastern Iowa Drainage Service Inc
Cedar
Genesis Health System
Cedar
Happy Joe's
Cedar
Kirkwood CC
Cedar
Kum & Go
Cedar
Manatts
Cedar
Mercy Iowa City
Cedar
Plastic Products Company
Cedar
Ruan Transportation Company
Cedar
Tipton Adaptive Daycare LLC
Cedar
U.S. Bank
Cerro Gordo
98.7 KISS Country and 103.7 The Fox
Cerro Gordo
Aaron's
Cerro Gordo
AARP
Cerro Gordo
ABCM Corporation
Cerro Gordo
Advance Auto Inc.
Cerro Gordo
Ag Data/Directions Research
Cerro Gordo
AmericInn Motel
Cerro Gordo
Area Education Agency 267
Cerro Gordo
Arnold Motor Supply LLP
Cerro Gordo
Boxes Unlimited, Inc.
Cerro Gordo
Burtness Lundgren Plumbing and Heating
Cerro Gordo
Cabin Coffee Company
Cerro Gordo
Cargill Kitchen Solutions
Cerro Gordo
Casey's General Stores
Cerro Gordo
CenturyLink
Cerro Gordo
City of Mason City
Cerro Gordo
CL Tel
Cerro Gordo
Clear Lake Bank & Trust
Cerro Gordo
Clear Lake Community School District
Cerro Gordo
Clear Lake Mirror Reporter
Cerro Gordo
Comprehensive Systems, Inc.
Cerro Gordo
Control Print Creative
Cerro Gordo
Curries
Cerro Gordo
D & S Services
Cerro Gordo
DealerBuilt
Cerro Gordo

Dean Snyder Construction
Cerro Gordo
Department of Administrative Services
Cerro Gordo
Department of Corrections
Cerro Gordo
Department of Education
Cerro Gordo
Department of Human Services
Cerro Gordo
Department of Inspections and Appeals
Cerro Gordo
Department of Natural Resources
Cerro Gordo
Department of Public Safety
Cerro Gordo
Department of Transportation
Cerro Gordo
DeVillie II Apartments
Cerro Gordo
Dr. Robert Friedrichs Office
Cerro Gordo
Eternity Wireless
Cerro Gordo
Express Employment Professionals
Cerro Gordo
Fareway Stores
Cerro Gordo
Farm Bureau of Cerro Gordo County
Cerro Gordo
Farmers State Bank
Cerro Gordo
Fastenal
Cerro Gordo
First Citizens National Bank
Cerro Gordo
First Security Bank & Trust
Cerro Gordo
Four Oaks
Cerro Gordo
Game Stop
Cerro Gordo
Goodwill of the Great Plains
Cerro Gordo
Graham Wood Doors
Cerro Gordo
Harley Davidson of Mason City
Cerro Gordo
Henkel Construction Company
Cerro Gordo
Historic Park Inn
Cerro Gordo
Holiday Inn Express & Suites
Cerro Gordo
Huber Supply Co
Cerro Gordo
Hy-Vee
Cerro Gordo
Industrial Piping Service, Inc.
Cerro Gordo
IOOF Home & Community Therapy Center
Cerro Gordo
Iowa Heartland Credit Union
Cerro Gordo
Iowa Lottery Authority
Cerro Gordo
Iowa State University
Cerro Gordo
Iowa Workforce Development
Cerro Gordo
Kallin-Johnson Monument Co. Inc.
Cerro Gordo
Kaplan University
Cerro Gordo
Kelly Services North Iowa
Cerro Gordo
Key Wholesale Building Products
Cerro Gordo
KIMT-TV
Cerro Gordo
Kingland Systems
Cerro Gordo
Kum & Go
Cerro Gordo
Linahon Electric
Cerro Gordo
Link Staffing Services
Cerro Gordo
Manpower
Cerro Gordo
Marquart Concrete Products
Cerro Gordo
Martin Brower
Cerro Gordo
Mason City By-Products
Cerro Gordo
Mason City Chamber of Commerce
Cerro Gordo
Mason City Community School District
Cerro Gordo

Mason City Country Club
Cerro Gordo
Mason City Globe Gazette
Cerro Gordo
Mason City Surgery Center
Cerro Gordo
Masterson Personnel - Mason City
Cerro Gordo
MaxYield Cooperative
Cerro Gordo
McQuaid Agency
Cerro Gordo
Mediacom
Cerro Gordo
Mental Health Center of North Iowa
Cerro Gordo
Mercy Medical Center - North Iowa
Cerro Gordo
Metalcraft, Inc.
Cerro Gordo
Newman Childcare and Preschool
Cerro Gordo
North Iowa Area CC
Cerro Gordo
North Iowa Area Council of Governments
Cerro Gordo
North Iowa Community Action Organization
Cerro Gordo
North Iowa Corridor Economic Development Corporation
Cerro Gordo
North Iowa Fair Association
Cerro Gordo
North Star Community Services
Cerro Gordo
NSB Bank
Cerro Gordo
Oak Leaf Collectibles
Cerro Gordo
Opportunity Village
Cerro Gordo
Pizza Ranch
Cerro Gordo
Prairie Ridge
Cerro Gordo
Rib Crib
Cerro Gordo
Roxane's Marine
Cerro Gordo
Schukei Chevrolet Inc.
Cerro Gordo
Schwarck Agency, LC
Cerro Gordo
Sears
Cerro Gordo
Superior Lumber
Cerro Gordo
TeamQuest Corporation
Cerro Gordo
The Dimensional Group
Cerro Gordo
The Principal Financial Group
Cerro Gordo
Three Eagles Communications
Cerro Gordo
U.S. Bank
Cerro Gordo
United Way of North Central Iowa
Cerro Gordo
UPS
Cerro Gordo
Van Meter, Inc.
Cerro Gordo
Wells Fargo
Cerro Gordo
West Fork CSD
Cerro Gordo
Wheaton Franciscan Healthcare
Cerro Gordo
Zilges Appliance Center
Cherokee
Agriculture and Land Stewardship Department
Cherokee
Al's Corner Oil Co
Cherokee
American Natural Ingredients
Cherokee
Bob Hatch Masonry
Cherokee
Builder Sharpening & Service
Cherokee
Care Initiatives
Cherokee
Casey's General Stores
Cherokee
Cherokee Chamber of Commerce
Cherokee
Cherokee Collision Center
Cherokee
Cherokee Veteran Affairs
Cherokee

Chesterman Company
Cherokee
Danny's Sports Spot
Cherokee
Department of Human Services
Cherokee
Department of Transportation
Cherokee
Fareway Stores
Cherokee
First Cooperative Association
Cherokee
GCC Alliance Concrete, Inc.
Cherokee
Heritage Bank NA
Cherokee
Holzhauer Motors Ltd
Cherokee
Hy-Vee
Cherokee
Iowa Select Farms LLP
Cherokee
Iowa State University
Cherokee
Jackson Recovery Center
Cherokee
JR Roofing LLC
Cherokee
Little Sioux Corn Processors, LLLP
Cherokee
Mid-Sioux Opportunity, Inc.
Cherokee
MidAmerican Energy
Cherokee
Nafe Trucking LLC
Cherokee
Natural Health Solutions
Cherokee
Oldcastle Materials Group
Cherokee
Rasmussen Ford
Cherokee
River Valley Community School District
Cherokee
Rust Publishing NWIA
Cherokee
Sand Seed Service Inc.
Cherokee
Scherrin Inc. dba Screenbuilders dba Perrin Directional Drilling
Cherokee
Schmillen Construction, Inc.
Cherokee
Schoon Construction Inc.
Cherokee
Simonsen Industries Inc
Cherokee
Simply for Her
Cherokee
State Farm Insurance - Mark Hecox Agency
Cherokee
The Gardens
Cherokee
Tire Service Center
Cherokee
Tyson Foods, Inc.
Cherokee
Upper Des Moines Opportunity Inc
Cherokee
Western Co-op Transport Assn
Cherokee
Western Iowa Tech CC
Cherokee
Wilson TV & Appliance
Chickasaw
Agriculture and Land Stewardship Department
Chickasaw
ATEK
Chickasaw
Casey's General Stores
Chickasaw
City of New Hampton
Chickasaw
Community Care, Inc
Chickasaw
Comprehensive Systems, Inc.
Chickasaw
Department of Transportation
Chickasaw
Fareway Stores
Chickasaw
First Citizens National Bank
Chickasaw
First Security Bank & Trust
Chickasaw
Floyd County Medical Center
Chickasaw
Insurance Associates of Lawler, Inc.
Chickasaw
Iowa State University
Chickasaw

Kensington Place Assisted Living
Chickasaw
Mracek Plum, Htg, & Elec LLC
Chickasaw
Nelson Machine & Systems, Inc.
Chickasaw
New Hampton Economic Development
Chickasaw
New Hampton Nursing and Rehabilitation
Chickasaw
New Hampton Park & Recreation
Chickasaw
North Star Community Services
Chickasaw
Omega Machine Tool
Chickasaw
Superior Lumber
Chickasaw
The Principal Financial Group
Chickasaw
Waverly Health Center
Clarke
Agriland FS, Inc.
Clarke
American Best Value Inn
Clarke
American State Bank
Clarke
Anchor Motor Co., Inc.
Clarke
Astoria Industries
Clarke
Berning Construction LLC
Clarke
C & B Enterprises
Clarke
Care Initiatives
Clarke
Casey's General Stores
Clarke
City of Osceola
Clarke
Clarke Community High School
Clarke
Clarke County
Clarke
Clarke County Development
Clarke
Clarke County Sheriff
Clarke
Creston Publishing Co.
Clarke
Department of Human Services
Clarke
Department of Public Safety
Clarke
Department of Transportation
Clarke
DES Employment Group
Clarke
Fareway Stores
Clarke
Farmers Cooperative Co.
Clarke
Flowers 'N More
Clarke
Gilcrest/Jewett Lumber Company
Clarke
HCI Care Services and Visiting Nurse Services of Iowa
Clarke
Hy-Vee
Clarke
Iowa Select Farms LLP
Clarke
Iowa State University
Clarke
Iowa Steel Fabrication
Clarke
Lakeside Hotel Casino
Clarke
Long Term Medical Supply Corp
Clarke
Miller Products Company
Clarke
Mosaic
Clarke
Murray Community Schools
Clarke
Osceola Food LLC
Clarke
Osceola Police Department
Clarke
Pilot Travel Center
Clarke
Robinsons
Clarke
Salford Inc
Clarke
Saylor Realty LLC
Clarke

Skinner Shag Service, Inc.
Clarke
Southern Hills Speciality Care
Clarke
Sport Wade Inc
Clarke
Subway
Clarke
Swine Graphics Enterprises
Clarke
Telequal
Clarke
The Village Early Childhood Center
Clarke
UnityPoint Health
Clarke
Valley of the Moon Commercial Poults, Inc.
Clarke
Whites Woodworking
3/4
Clay
Ag Partners, LLC
3/4
Clay
Arnold Motor Supply LLP
3/4
Clay
Arnold Motor Supply/The Merrill Company
3/4
Clay
AS, Inc.
3/4
Clay
Aventure Staffing
3/4
Clay
Boy's Town of Iowa
3/4
Clay
Campbell Higgins & Mummert P.C.
3/4
Clay
Carey's Electronics
3/4
Clay
Casey's General Stores
3/4
Clay
CenturyLink
3/4
Clay
City of Spencer
3/4
Clay
Clay Central Everly Schools
3/4
Clay
Clay County Fair Association
3/4
Clay
Clay County Regional Events Center/VenuWorks
3/4
Clay
Community State Bank
3/4
Clay
Compass Pointe
3/4
Clay
Department of Education
3/4
Clay
Department of Human Services
3/4
Clay
Department of Natural Resources
3/4
Clay
Department of Public Safety
3/4
Clay
Department of Transportation
3/4
Clay
Doll Distributing LLC
3/4
Clay
Eaton Employees Credit Union
3/4
Clay
Eaton Hydraulics
3/4
Clay
Family Table
3/4
Clay
Fareway Stores
3/4
Clay
Farmer's Trust and Savings Bank

3/4
Clay
Farmers Savings Bank
3/4
Clay
Fastenal
3/4
Clay
First Cooperative Association
3/4
Clay
GCC Alliance Concrete, Inc.
3/4
Clay
General Machine Works Co.
3/4
Clay
Goodwill of the Great Plains
3/4
Clay
Graves Construction Company Inc.
3/4
Clay
Great Lakes Concrete
3/4
Clay
Hy-Vee
3/4
Clay
Iowa Lakes CC
3/4
Clay
Iowa Lakes Corridor Development Corporation
3/4
Clay
Iowa State University
3/4
Clay
Iowa Workforce Development
3/4
Clay
Longhouse Northshire, LTD
3/4
Clay
Maurer Manufacturing
3/4
Clay
MaxYield Cooperative
3/4
Clay
Mediacom
3/4
Clay
Metal Works, Inc.
3/4
Clay
Monsanto
3/4
Clay
Nelson Jewelry
3/4
Clay
Northwest Bank
3/4
Clay
Northwest Iowa Planning & Development Commission
3/4
Clay
On Eagles' Wings
3/4
Clay
Prairie Lakes AEA
3/4
Clay
Royal Telephone Company
3/4
Clay
Rust Publishing NWIA
3/4
Clay
Simonsen Iron Works Inc
3/4
Clay
Solutions Inc
3/4
Clay
Spencer Area Activity Center
3/4
Clay
Spencer Econolodge Inn & Suites
3/4
Clay
Spencer Family YMCA
3/4
Clay
Spencer High School
3/4
Clay
Spencer Hospitals
3/4

Clay
Spencer Insurance Services
3/4
Clay
Spencer Municipal Utilities
3/4
Clay
Spencer Office Supplies
3/4
Clay
State Bank of Everly & Peterson
3/4
Clay
Superior Lubrication Products Inc
3/4
Clay
Tecton Industries
3/4
Clay
The Andersons Inc
3/4
Clay
U.S. Bank
3/4
Clay
Upper Des Moines Opportunity Inc
3/4
Clay
UPS
3/4
Clay
Veridian
3/4
Clay
White Glove Janitorial Service and Supplies Inc
Clayton
A & J Petersburg Agency
Clayton
ABCM Corporation
Clayton
Agriculture and Land Stewardship Department
Clayton
Birdnow Dealerships
Clayton
Casey's General Stores
Clayton
Citizens State Bank
Clayton
City of Edgewood
Clayton
City of Elkader
Clayton
City of Guttenberg
Clayton
City of Strawberry Point
Clayton
Clayton County Development
Clayton
Clayton County Register and Guttenberg Press and North Iowa Times (3 newspapers)
Clayton
Clayton Ridge Community School District
Clayton
Department of Human Services
Clayton
Department of Inspections and Appeals
Clayton
Department of Natural Resources
Clayton
Department of Public Safety
Clayton
Department of Transportation
Clayton
Ed-Co Jr/Sr High School
Clayton
Edgewood Chamber of Commerce and Economic Development
Clayton
Guttenberg Municipal Hospital
Clayton
Iowa State University
Clayton
Kann Mfg. Corporation
Clayton
M's Machine & Mfg Co., Inc.
Clayton
Mueller Concrete Construction Company
Clayton
Norby Distributing Co.
Clayton
Pattison Sand Company
Clayton
Riverside Grind
Clayton
Signs N Frames
Clayton
The Irish Shanti
Clinton
A-Lert Construction Services, a division of Centurion Industries, Inc.
Clinton
Abstract & Title Guaranty Company
Clinton

ADM - Clinton IA Corn Plant
Clinton
Aegis Credit Union
Clinton
Agriculture and Land Stewardship Department
Clinton
Air Control, Inc.
Clinton
Alliant Energy
Clinton
Allied Barton Security Services
Clinton
Allied Business Accounts, Inc
Clinton
Allstar Staffing
Clinton
APMS
Clinton
Area Substance Abuse Council, Inc.
Clinton
Ascentra Credit Union
Clinton
Ashford University
Clinton
Attorney General
Clinton
Banner Home Furnishings
Clinton
BDW Tax Services, LLC
Clinton
Beckwith Commercial Roofing Inc
Clinton
Bemis Clysar
Clinton
Big River Packaging
Clinton
Black Cat Blades
Clinton
Calamus-Wheatland Schools
Clinton
Camanche Community School District
Clinton
Car-Freshner Corporation
Clinton
Casey's General Stores
Clinton
CenturyLink
Clinton
City of Camanche
Clinton
City of Clinton
Clinton
City of Clinton, Iowa Housing Authority
Clinton
City of DeWitt
Clinton
City of Grand Mound
Clinton
Clinton Area Chamber of Commerce
Clinton
Clinton County Board of Supervisors
Clinton
Clinton Floral Shop
Clinton
Clinton Herald
Clinton
Clinton High School
Clinton
Clinton National Bank
Clinton
Clinton Regional Development Corporation
Clinton
Clover Hills Appliance
Clinton
Collis Toolholder Corporation
Clinton
Colony Brands, Inc.
Clinton
Community Care, Inc
Clinton
Comprehensive Rehab
Clinton
Custom-Pak
Clinton
D & D Auto Service LLC
Clinton
D and D Wiese Enterprises Inc
Clinton
DAC, Inc.
Clinton
Department of Education
Clinton
Department of Human Services
Clinton
Department of Inspections and Appeals
Clinton
Department of Public Safety
Clinton
Department of Transportation
Clinton

DeWitt Chamber and Deveopment Company
Clinton
Eastern Iowa CC
Clinton
Economy Plumbing and Heating, Inc
Clinton
Evergreen Packaging
Clinton
Fareway Stores
Clinton
Fastenal
Clinton
Focus Services
Clinton
Game Stop
Clinton
Genesis Health System
Clinton
Goodwill of the Heartland
Clinton
Guardian Industries Corp.
Clinton
Happy Joe's
Clinton
Head Shed
Clinton
Howes & Jefferies Realtors, LLP
Clinton
Hy-Vee
Clinton
Impact Martial Arts
Clinton
Information, Referral & Assistance Services
Clinton
Iowa American Water
Clinton
Iowa State University
Clinton
Joe Leonard Agency Inc
Clinton
Killean Audiology & Hearing Centers
Clinton
KROS Radio
Clinton
McEleney Chevrolet-Buick-GMC-Toyoto
Clinton
Mediacom
Clinton
Medical Associates of Clinton, Iowa, PLC
Clinton
Mercy Medical Center
Clinton
Nestle Purina
Clinton
Northeast Community School District
Clinton
Pape Funeral Home
Clinton
Pathway Living Center Inc.
Clinton
Paul's Discount (Parker Cassidy Supply)
Clinton
Plaza Bowl
Clinton
Prince of Peace Catholic School
Clinton
Retired Senior Volunteer Program of Clinton County (RSVP)
Clinton
Rose Investments
Clinton
Ruhl and Ruhl Realtors
Clinton
Sanitol Service Inc.
Clinton
Sarah Harding Senior Living
Clinton
Schmitt Family Dentistry
Clinton
Sedona Staffing
Clinton
Skyline Center Inc.
Clinton
Smokin' Joe's Tobacco & Liquor Outlet
Clinton
SSW Holding Co. / Collis Inc
Clinton
Tandem Tire & Auto Service
Clinton
The AC Root Agency Inc
Clinton
The Alverno
Clinton
The Clozet Connection
Clinton
The Egging Company
Clinton
The Home Depot
Clinton
The Insurance Group
Clinton

The Painted Rooster
Clinton
The Unicorn
Clinton
TMK IPSCO
Clinton
Today's Dental
Clinton
U.S. Bank
Clinton
United Way of Clinton County Iowa
Clinton
Wendling Quarries Inc.
Clinton
Wild Rose Casino and Resorts
Clinton
Winkel, Parker & Foster, CPA PC
Clinton
YWCA
Crawford
Adams Motor Company
Crawford
ADM Grain Co.
Crawford
Al's Corner Oil Co
Crawford
Ampride Truck Plaza
Crawford
Appa Fine Foods, LLC
Crawford
Ar-We-Va Comm. School District
Crawford
Arkfeld Acres
Crawford
Arnold Motor Supply LLP
Crawford
Bandow Mowing
Crawford
Blazin B Ranch
Crawford
bluespace creative, inc.
Crawford
Boeck Construction
Crawford
Bohlmann Inc
Crawford
Bonner Law, PLLC
Crawford
Boulders Inn & Suites
Crawford
Boy's Town of Iowa
Crawford
Boyer Valley School District
Crawford
Brink and Sextro
Crawford
Broadway Dental
Crawford
Carlyle Memorials Inc
Crawford
Casey's General Stores
Crawford
Cebeco Ltd
Crawford
Chamber & Development Council of Crawford County
Crawford
Charter Oak-Ute Community Schools
Crawford
Children's Imagination Station
Crawford
City of Aspinwall
Crawford
City of Charter Oak
Crawford
City of Deloit
Crawford
City of Denison
Crawford
City of Dow City
Crawford
City of Manilla
Crawford
City of Ricketts
Crawford
City of Schleswig
Crawford
City of Vail
Crawford
City of Westside
Crawford
Coleman Motors
Crawford
Consumers Credit Union
Crawford
Cornerstone Insurance Agency LLC
Crawford
Crawford County Abstract, LLC
Crawford
Crawford County Assessor
Crawford

Crawford County Attorney's Office
Crawford
Crawford County Auditor
Crawford
Crawford County Board of Supervisors
Crawford
Crawford County Community Services
Crawford
Crawford County Conservation Board
Crawford
Crawford County Engineer
Crawford
Crawford County Home Health, Hospice and Public Health
Crawford
Crawford County Memorial Hospital
Crawford
Crawford County Racing Association
Crawford
Crawford County Recorder
Crawford
Crawford County Sheriff
Crawford
Crawford County Treasurer
Crawford
Crawford County Trust and Savings Bank
Crawford
D+S Sales
Crawford
D2K Inc dba Therma Fab
Crawford
Daily Nonpareil
Crawford
Dairy Queen of Denison
Crawford
Denison Community Schools
Crawford
Denison Drywall Contracting
Crawford
Denison Job Corps Center
Crawford
Denison Livestock Auction Inc.
Crawford
Denison Municipal Utilities
Crawford
Denison Super Wash
Crawford
Department of Human Services
Crawford
Department of Public Safety
Crawford
Department of Transportation
Crawford
Dollar General 3887
Crawford
Drexel M Nixon DDS
Crawford
El Jimador Mexican Restaurant
Crawford
Ettleman Oil Co.
Crawford
Eventide
Crawford
Family Table Restaurant
Crawford
Fareway Stores
Crawford
Farm Service Cooperative
Crawford
Farmers Cooperative Elevator Company
Crawford
Farmland Foods Inc.
Crawford
Feller's Furniture
Crawford
Foster Dozer Service
Crawford
Frehse Mfg. Inc.
Crawford
Frontier Communications
Crawford
Gehlsen's Inc, dba Reynold's Clothing
Crawford
Godfather's Pizza
Crawford
Hair Studio
Crawford
Harvey's Oil Company
Crawford
Hillside Grille Steakhouse
Crawford
Hipnar Lawn Care
Crawford
Home Care Medical Equipment
Crawford
Homers Bar & Grill
Crawford
Hrabik Welding
Crawford
Hy-Vee
Crawford

IKM-Manning CSD
Crawford
Iowa Dreamer's Agency
Crawford
Iowa National Guard
Crawford
Iowa State University
Crawford
Jackson Recovery Center
Crawford
K&D Construction
Crawford
KASK Painting
Crawford
KDSN Radio (Mikadety Inc.)
Crawford
Ken's Feed Supply
Crawford
Kerkoff Auction
Crawford
Kum & Go
Crawford
Life of Luxury Massage Therapy
Crawford
Mahoney & Gotto Company
Crawford
Majestic Hills
Crawford
Manilla Manor
Crawford
McClellan Electric, Inc
Crawford
McCord Insurance and Real Estate Corp
Crawford
McHenry Miller Abstractors
Crawford
McKee Const and Overhead Door, Inc.
Crawford
Meents Construction
Crawford
Midwest Sports Builders
Crawford
Millard
Crawford
Moeller Trucking Inc.
Crawford
MP Construction
Crawford
MTT Co. dba Midwest Tennis & Track Co.
Crawford
Nepper Law Firm
Crawford
No Frills Supermarket
Crawford
Norelius Nelson Zupp Zupp
Crawford
Northwest Lift
Crawford
Ohde Funeral Home, Inc.
Crawford
Oldcastle Materials Group
Crawford
Petersen Mfg.
Crawford
Peterson Express Inc/Peterson Logistics Inc/RJV Transport Inc
Crawford
Phil's Lawn Landscape & Nursery
Crawford
Pierson Construction
Crawford
Pizza Ranch
Crawford
Prime Times Lounge
Crawford
Professional Computer Systems Co.
Crawford
Quality Communications
Crawford
Quality Food Processors
Crawford
Quality Truck Service LLC
Crawford
Rasmussen Lumber Company
Crawford
RL Craft Co., Inc.
Crawford
Schenkelberg Implement
Crawford
Schleswig Comm School District
Crawford
Schleswig Pest Control
Crawford
Sebern Construction
Crawford
Segebart Chiropractic
Crawford
Something Unique
Crawford
South West Latino Association
Crawford

Stock Trailer City dba Rice Trailer Company
Crawford
Studio T Portraits
Crawford
Subway
Crawford
Sundquist Engineering, PC
Crawford
T & J's Shoes
Crawford
Ten Point Construction
Crawford
Thams Agency
Crawford
The Andersons Inc
Crawford
The Cabinet Factory and The Appliance Store
Crawford
The Hoffman Agency
Crawford
The Manilla Times LLC
Crawford
The Observer
Crawford
The Throttle Shop LLC
Crawford
Thrifty White Pharmacy
Crawford
Topko of Denison
Crawford
Trevis Beeck, State Farm Insurance & Financial Services
Crawford
Triple A. Transfer
Crawford
Tu-Johns Inc. dba Cronks Cafe
Crawford
Tyson Foods, Inc.
Crawford
UPS
Crawford
Vetter Equipment
Crawford
Vision Care Clinic PC
Crawford
Wells Fargo
Crawford
Wesco Industries
Crawford
West Iowa Community Mental Health Center
Crawford
Western Iowa Power Cooperative
Crawford
Western Iowa Tech CC
Crawford
Yankey Travel, Inc
Crawford
Your Treasure Chest
Crawford
Zion Lutheran Church and School
Dallas
Agriculture and Land Stewardship Department
Dallas
Allied Barton Security Services
Dallas
Arnold Motor Supply LLP
Dallas
Associated Builders and Contractors of Iowa, Inc.
Dallas
Atlantic Bottling Company
Dallas
B and A Painting
Dallas
Bank Midwest
Dallas
Bank of the West
Dallas
BASE
Dallas
BCDG LP dba McDonald's
Dallas
BES Services
Dallas
Cable Tech Inc
Dallas
Casey's General Stores
Dallas
CenturyLink
Dallas
Chemtech, Inc
Dallas
City of Adel
Dallas
City of Perry, Iowa
Dallas
City of Wauke
Dallas
CLBD Enterprises
Dallas
Dahl's
Dallas

Department of Human Services
Dallas
Department of Inspections and Appeals
Dallas
Department of Natural Resources
Dallas
Department of Transportation
Dallas
Des Moines Area CC
Dallas
Fareway Stores
Dallas
Fastenal
Dallas
Game Stop
Dallas
Gilcrest/Jewett Lumber Company
Dallas
HCI Care Services and Visiting Nurse Services of Iowa
Dallas
Hilton Worldwide
Dallas
Hy-Vee
Dallas
Iowa College Access Network (ICAN)
Dallas
Iowa State University
Dallas
J.B. Railroad Contracting, Inc.
Dallas
Knapp Properties Inc
Dallas
Kum & Go
Dallas
Manatts
Dallas
Mattress Firm
Dallas
MidAmerican Energy
Dallas
MKMB Restaurant Partners LLC. (Burger King)
Dallas
Off Sides Pizza & Pub
Dallas
Oldcastle Materials Group
Dallas
Penoach Winery
Dallas
Perry Area Chamber of Commerce
Dallas
Perry Chief
Dallas
Perry Lutheran Home
Dallas
R & R Realty Group
Dallas
The Family Credit Union
Dallas
The Principal Financial Group
Dallas
Thomas Street Tap
Dallas
Tyson Foods, Inc.
Dallas
UnityPoint Health
Dallas
Veridian Credit Union
Dallas
Waukee Community School District
Dallas
Waukee Economic Development Corp
Dallas
Wells Fargo
Dallas
West Central
Dallas
Western Co-op Transport Assn
Dallas
Wiese Industries
Dallas
YMCA of Greater Des Moines
Davis
ABCM Corporation
Davis
Agriculture and Land Stewardship Department
Davis
Bank of the West
Davis
Bloomfield Foundry Inc.
Davis
Bloomfield Main Street
Davis
Casey's General Stores
Davis
City of Bloomfield
Davis
CJ's Family Rest.
Davis
Community First Bank
Davis

Courtyard Gallery and Studio
Davis
Davis County Developmental Corporation
Davis
Davis County High School
Davis
Davis County Hospital
Davis
Department of Natural Resources
Davis
Department of Transportation
Davis
Garcia Inc. Rancho Centinela Mexican Restaurant
Davis
Hamilton Produce Co
Davis
Iowa State University
Davis
Long Term Medical Supply Corp
Davis
Lynch Realty Inc
Davis
Making Memories Flowers, Gifts and Decorating
Davis
MPA Computers
Davis
Quality Motor Parts Corp.
Davis
Stampede Graphics
Davis
Success Bank
Davis
Terra Signal
Davis
Tri-County Shopper, Inc.
Decatur
Agriculture and Land Stewardship Department
Decatur
Alco
Decatur
Bank of the West
Decatur
Barker Implement
Decatur
Care Initiatives
Decatur
Casey's General Stores
Decatur
Central Decatur Schools
Decatur
City of Lamoni
Decatur
City of Leon
Decatur
Country Plus / Hallmark
Decatur
Decatur County Community Services
Decatur
Decatur County Development Corporation
Decatur
Decatur County Hospital
Decatur
Decatur County Sheriff's Department
Decatur
Decatur Family Pharmacy
Decatur
Department of Natural Resources
Decatur
Department of Transportation
Decatur
Dollar General
Decatur
Dollar General, Lamoni
Decatur
Energywise Foams and Coatings
Decatur
Gilbert Plumbing and Heating
Decatur
Graceland University
Decatur
Hy-Vee
Decatur
Ideal Ready Mix
Decatur
Industrial Hardfacing Inc.
Decatur
Iowa Economic Development Authority
Decatur
Iowa Select Farms LLP
Decatur
Iowa State University
Decatur
John Phelp Used Cars
Decatur
Kum & Go
Decatur
Lamoni Community Schools
Decatur
Lamoni Livestock Auction, Inc.
Decatur

Lamoni Municipal Utilities
Decatur
Leon Journal - Reporter
Decatur
Leon Public Library
Decatur
Little River Inn Motel
Decatur
Mormon Trail School
Decatur
Off the Wall Interiors
Decatur
Pizza Hut - Lamoni
Decatur
Plaza Furniture Ltd
Decatur
Pro Com
Decatur
Terrace Park
Decatur
The Principal Financial Group
Decatur
Westview Acres
Decatur
Wineland Rod and Kustoms
Delaware
1st Judicial District Department of Correctional Services
Delaware
Agriculture and Land Stewardship Department
Delaware
Barron Motor Supply
Delaware
Boubin Tire Company
Delaware
Bruggeman Lumber
Delaware
Burrington Group, Inc.
Delaware
Casey's General Stores
Delaware
Citizens State Bank
Delaware
City of Manchester, Iowa
Delaware
D & N Powerwashing Inc.
Delaware
Delaware County Community Services
Delaware
Delaware County Economic Development
Delaware
Department of Natural Resources
Delaware
Department of Transportation
Delaware
Fareway Stores
Delaware
Glanz Landing Sports
Delaware
Gudenkauf Tiling & Excavating, LLC
Delaware
Henderson Products Inc
Delaware
Iowa State University
Delaware
KMCH Radio
Delaware
Long Term Medical Supply Corp
Delaware
Maquoketa Valley Community Schools
Delaware
Mills Manufacturing Company
Delaware
Norby Distributing Co.
Delaware
Pieco, Inc.
Delaware
PREMIER ENTERPRISING CO.
Delaware
XL Specialized Trailers
Des Moines
Advanced Auto
Des Moines
Advanced Home Health Care
Des Moines
Agriculture and Land Stewardship Department
Des Moines
Alcohol & Drug Dependency Services
Des Moines
Alliant Energy
Des Moines
American Eyescare
Des Moines
American Ordnance LLC
Des Moines
Antennacraft
Des Moines
Berthel Fisher
Des Moines
Billups Tire & Service Centers
Des Moines

Borghesi USA, Inc
Des Moines
Brockway Mechanical & Roofing Company Inc
Des Moines
Brown's Shoe Fit
Des Moines
Burlington Area Community YMCA - YWCA
Des Moines
Burlington Community Schools
Des Moines
Burlington Municipal Waterworks
Des Moines
Burlington Notre Dame
Des Moines
Burlington Trailways
Des Moines
Carl A. Nelson
Des Moines
Case New Holland
Des Moines
Casebine Community Credit Union
Des Moines
Casey's General Stores
Des Moines
CenturyLink
Des Moines
City of Burlington
Des Moines
City of West Burlington
Des Moines
Comfort Suites
Des Moines
Community Action of Southeast Iowa
Des Moines
Corporate Medical Services
Des Moines
Culvers of Burlington
Des Moines
Dairy Queen
Des Moines
Danville Community School District
Des Moines
Deery Brothers
Des Moines
Department of Education
Des Moines
Department of Human Services
Des Moines
Department of Inspections and Appeals
Des Moines
Department of Natural Resources
Des Moines
Department of Public Safety
Des Moines
Department of Transportation
Des Moines
Des Moines County, Iowa
Des Moines
Di's
Des Moines
Doran and Ward Printing and Packaging
Des Moines
Dresser-Rand
Des Moines
Fareway Stores
Des Moines
Farmers Savings Bank
Des Moines
Farmking
Des Moines
Fastenal
Des Moines
Federal-Mogul Ignition Company
Des Moines
Fleck Sales Company
Des Moines
Flint Cliffs Mfg.
Des Moines
Fort Madison Bank & Trust, Co.
Des Moines
Fresh Coat Painters
Des Moines
Game Stop
Des Moines
Goodwill of the Heartland
Des Moines
Great River Entertainment
Des Moines
Great River Health Systems
Des Moines
H & L Mack Truck Sales Corp.
Des Moines
Happy Joe's
Des Moines
Hawkeye Hotels-Fairfield Inn
Des Moines
Hawkeye Pedershaab
Des Moines
HBI
Des Moines

Hofmann Homes LLC
Des Moines
Holiday Inn Express
Des Moines
Hope Haven Area Development Center
Des Moines
Horse and Hound Country Store
Des Moines
Howard Johnson
Des Moines
Hy-Vee
Des Moines
IJAG
Des Moines
Industrial Service Corp
Des Moines
Iowa State Bank
Des Moines
Iowa State University
Des Moines
Iowa Workforce Development
Des Moines
J & S Electronic Business Systems, Inc.
Des Moines
KPI Concepts
Des Moines
Kum & Go
Des Moines
LaMont Limited
Des Moines
Lips To Go
Des Moines
Manpower, Inc.
Des Moines
Mediacom
Des Moines
MFS Mutual Ins.
Des Moines
Miracle Car Wash
Des Moines
MTC Technologies
Des Moines
Nature's Corner, Inc.
Des Moines
Oldcastle Materials Group
Des Moines
Payless Shoe Stores
Des Moines
Peaches Cafe and Steakhouse-DLS Management
Des Moines
Per Mar Security
Des Moines
PPG Industries
Des Moines
Ritter's Inc.
Des Moines
RonDavoo
Des Moines
Ruan Transportation Company
Des Moines
Ruhl and Ruhl Realtors
Des Moines
Running Wild
Des Moines
Service Master of Ft. Madison
Des Moines
Shottenkirk West Burlington
Des Moines
Smokin' Joe's Tobacco & Liquor Outlet
Des Moines
Snyders-Lance
Des Moines
Southeastern CC
Des Moines
Temp Associates
Des Moines
The Greater Burlington Partnership
Des Moines
The Hawk Eye
Des Moines
Tom's Market & Meats
Des Moines
Two Rivers Bank & Trust
Des Moines
Two Rivers Insurance Services
Des Moines
U.S. Bank
Des Moines
UPS
Des Moines
Van Meter, Inc.
Des Moines
Walgreens
Des Moines
West Burlington Arnold High School
Des Moines
Winegard Company
3/4
Dickinson
Agriculture and Land Stewardship Department

3/4
Dickinson
Arnold Motor Supply LLP
3/4
Dickinson
Bank Midwest
3/4
Dickinson
Boy's Town of Iowa
3/4
Dickinson
Brown Medical Industries
3/4
Dickinson
Casey's General Stores
3/4
Dickinson
CenturyLink
3/4
Dickinson
City of Arnolds Park
3/4
Dickinson
City of Lake Park
3/4
Dickinson
City of Milford
3/4
Dickinson
City of Superior
3/4
Dickinson
City of Terril
3/4
Dickinson
Department of Cultural Affairs
3/4
Dickinson
Department of Human Services
3/4
Dickinson
Department of Natural Resources
3/4
Dickinson
Department of Transportation
3/4
Dickinson
Echo Plus Inc
3/4
Dickinson
Employment Connections, Inc.
3/4
Dickinson
Fareway Stores
3/4
Dickinson
Farmers Savings Bank
3/4
Dickinson
GCC Alliance Concrete, Inc.
3/4
Dickinson
Godfather's Pizza
3/4
Dickinson
Goodies Hand Made Candies Inc
3/4
Dickinson
Graettinger-Terril CSD
3/4
Dickinson
Grape Tree Medical Staffing, Inc.
3/4
Dickinson
Great Lakes Concrete
3/4
Dickinson
Great Lakes Dental Center
3/4
Dickinson
Harris-Lake Park CSD
3/4
Dickinson
Hilltop Care Center
3/4
Dickinson
Hy-Vee
3/4
Dickinson
Iowa Lakes CC
3/4
Dickinson
Iowa State University
3/4
Dickinson
Kuhlman Lakes Service & Welding, Inc.
3/4
Dickinson
Kum & Go
3/4

Dickinson
Land Mark Products Inc.
3/4
Dickinson
McDonald's Produce
3/4
Dickinson
Mediacom
3/4
Dickinson
Milford Welding & Mfg/Clary Lake Service
3/4
Dickinson
Northwest Bank
3/4
Dickinson
Okoboji High School
3/4
Dickinson
Pure Fishing
3/4
Dickinson
R & D Industries Inc.
3/4
Dickinson
ROC Management & Associates Inc.
3/4
Dickinson
Rosenboom Machine and Tool
3/4
Dickinson
Rust Publishing NWIA
3/4
Dickinson
Safari Child Care Center
3/4
Dickinson
Service Master by Rice
3/4
Dickinson
Spirit Lake Dental
3/4
Dickinson
Spirit Lake High School
3/4
Dickinson
Terril Telephone Cooperative
3/4
Dickinson
The Andersons Inc
3/4
Dickinson
The Doggy Motel & Grooming Spot
3/4
Dickinson
The Inn at Okoboji
3/4
Dickinson
Upper Des Moines Opportunity Inc
3/4
Dickinson
Web Graphics Inc
3/4
Dickinson
Welcov Assisted Living at Spirit Lake
3/4
Dickinson
Westaff
Dubuque
1st Judicial District Department of Correctional Services
Dubuque
ABM
Dubuque
Agriculture and Land Stewardship Department
Dubuque
All Things Sweet Inc
Dubuque
Alliant Credit Union
Dubuque
Alliant Energy
Dubuque
Allied Barton Security Services
Dubuque
Amirage
Dubuque
Anderson Weber, Inc.
Dubuque
Area Residential Care
Dubuque
AY McDonald Manufacturing Company
Dubuque
Barron Motor Supply
Dubuque
Berry Plastics Corp
Dubuque
Birdnow Dealerships
Dubuque
Bodine Electric Company
Dubuque
Bradley Iron Works Inc.

Dubuque
Bridgestone Americas Tire Operations
Dubuque
Care Initiatives
Dubuque
Cascade Jr/Sr High School
Dubuque
Casey's General Stores
Dubuque
CenturyLink
Dubuque
Citizens State Bank
Dubuque
City of Asbury
Dubuque
City of Dubuque, Iowa
Dubuque
City of Peosta
Dubuque
Clarke University
Dubuque
Colony Brands, Inc.
Dubuque
Community Foundation of Greater Dubuque
Dubuque
Cottingham & Butler
Dubuque
Crescent Community Health Center
Dubuque
DAC, Inc.
Dubuque
Department of Education
Dubuque
Department of Human Services
Dubuque
Department of Inspections and Appeals
Dubuque
Department of Natural Resources
Dubuque
Department of Public Safety
Dubuque
Department of Transportation
Dubuque
Dubuque Area Chamber of Commerce & Tourism
Dubuque
Dubuque Area Labor-Management Council
Dubuque
Dubuque Area Steamatic
Dubuque
Dubuque Community School District
Dubuque
Dubuque County
Dubuque
Dubuque Data Services
Dubuque
Dubuque Home Improvement
Dubuque
Dubuque Stamping & Manufacturing, Inc.
Dubuque
DuTrac Community Credit Union
Dubuque
Dyersville Die Cast
Dubuque
Dyersville Economic Development Corporation
Dubuque
Eagle Point Software
Dubuque
Eagle Tool Company
Dubuque
Eagle Window and Door
Dubuque
East Central Intergovernmental Association
Dubuque
East Iowa Machine Company, Inc..
Dubuque
Engineering Services & Products Co
Dubuque
Express Employment Professionals
Dubuque
Fareway Stores
Dubuque
Fastenal
Dubuque
Flexsteel Industries, Inc.
Dubuque
Four Oaks
Dubuque
Game Stop
Dubuque
Greater Dubuque Development Corporation
Dubuque
Grove Tools Inc
Dubuque
Hanley Auto Body Inc.
Dubuque
Happy Joe's
Dubuque
Harris Golf Cars
Dubuque
Hawkeye Trucks

Dubuque
Heritage Manor
Dubuque
Hillcrest Family Services
Dubuque
Hills & Dales
Dubuque
Hilton Worldwide
Dubuque
Hy-Vee
Dubuque
IBM
Dubuque
Iowa State University
Dubuque
Iowa Workforce Development
Dubuque
Ja-Mar Pattern
Dubuque
Jeld-Wen Fiber of Iowa
Dubuque
John Deere Dubuque Works
Dubuque
Kephart's Music Center
Dubuque
Killean Audiology & Hearing Centers
Dubuque
Klauer Development Corp dba Klauer Construction Company
Dubuque
Luther Manor
Dubuque
Mediacom
Dubuque
Mi-T-M Corporation
Dubuque
Miracle Car Wash
Dubuque
Molo Companies
Dubuque
Morrison Bros. Co.
Dubuque
Mystique Casino
Dubuque
Newt Marine Service, Inc.
Dubuque
Norby Distributing Co.
Dubuque
O'Connor & Thomas Law Firm, P.C.
Dubuque
Paramount Emergency Medical Services
Dubuque
Paul Kern Insurance Agency Inc
Dubuque
Per Mar Security
Dubuque
Poohs Corner
Dubuque
Portzen Construction, Inc.
Dubuque
Prairie Farms Dairy
Dubuque
Premier Tooling and Manufacturing Inc.
Dubuque
Progressive Processing LLC
Dubuque
Prosperity Eastern Iowa
Dubuque
Rolling River Building Services LLC
Dubuque
Rousselot, Inc.
Dubuque
Ruhl and Ruhl Realtors
Dubuque
Scherrman's Implement and Appliance, Inc.
Dubuque
Schieffer Co. International L.C.
Dubuque
Schuster Heating & Pump Co., Inc.
Dubuque
Sedgwick
Dubuque
Sedona Staffing Services
Dubuque
Tandem Tire & Auto Service
Dubuque
The Calico Bean Market
Dubuque
The Principal Financial Group
Dubuque
U.S. Bank
Dubuque
Unison Solutions, Inc.
Dubuque
United Clinical Laboratories
Dubuque
UnityPoint Health
Dubuque
Universal Tank & Fabrication LLC
Dubuque
University of Dubuque

Dubuque
UPS
Dubuque
Webber Metal Products Inc.
Dubuque
Wells Fargo
Dubuque
Welu, Inc. dba Welu Printing Company
Dubuque
Western Co-op Transport Assn
Dubuque
Western Dubuque Biodiesel
Dubuque
Western Dubuque High School
Dubuque
Woodward Communications, Inc.
Dubuque
WS Live
3/4
Emmet
ABCM Corporation
3/4
Emmet
Agriculture and Land Stewardship Department
3/4
Emmet
Bank Midwest
3/4
Emmet
Bridgestone Americas Tire Operations
3/4
Emmet
Casey's General Stores
3/4
Emmet
Christensen Construction and Design Company Inc
3/4
Emmet
City of Estherville
3/4
Emmet
City of Wallingford
3/4
Emmet
Daybreak Foods & The Best Egg Company
3/4
Emmet
Department of Education
3/4
Emmet
Department of Human Services
3/4
Emmet
Department of Natural Resources
3/4
Emmet
Edward Jones
3/4
Emmet
Estherville Lincoln Central High School
3/4
Emmet
Fareway Stores
3/4
Emmet
GKN Armstrong Wheels
3/4
Emmet
Great Lakes Concrete
3/4
Emmet
Hawkeye Sow Centers Kerber Milling Ag Property Solutions
3/4
Emmet
Hy-Vee
3/4
Emmet
Iowa Lakes CC
3/4
Emmet
Iowa Workforce Development
3/4
Emmet
New Fashion Pork
3/4
Emmet
Northwest Bank
3/4
Emmet
Oldcastle Materials Group
3/4
Emmet
Prairie Lakes AEA
3/4
Emmet
TG Industries Inc.
3/4
Emmet
The Andersons Inc
3/4

Emmet
Upper Des Moines Opportunity Inc
Fayette
1st Judicial District Department of Correctional Services
Fayette
A & J Petersburg Agency
Fayette
ABCM Corporation
Fayette
Agriculture and Land Stewardship Department
Fayette
Arnold Motor Supply LLP
Fayette
Barron Motor Supply
Fayette
Bertch Cabinet Manufacturing, Inc.
Fayette
Birdnow Dealerships
Fayette
Casey's General Stores
Fayette
CenturyLink
Fayette
City of West Union
Fayette
Community Bank of Oelwein
Fayette
Department of Cultural Affairs
Fayette
Department of Human Services
Fayette
Department of Natural Resources
Fayette
Department of Public Safety
Fayette
Department of Transportation
Fayette
Fareway Stores
Fayette
Fayette County Economic Development
Fayette
Hawkeye IA Grain Systems Inc
Fayette
Iowa State University
Fayette
Manatts
Fayette
Mediacom
Fayette
Norby Distributing Co.
Fayette
Oelwein Chamber and Area Development
Fayette
Region One Regional Investment Board
Fayette
Starfont High School
Fayette
The Principal Financial Group
Fayette
Veridian Credit Union
Fayette
Viafield, A Cooperative
Fayette
Wheaton Franciscan Healthcare
Fayette
WS Live
Floyd
ABCM Corporation
Floyd
Agriculture and Land Stewardship Department
Floyd
AgVantage FS
Floyd
Area Education Agency 267
Floyd
Casey's General Stores
Floyd
Cedar Health
Floyd
Charles City Area Development Corporation
Floyd
Charles City Community School District
Floyd
City of Charles City
Floyd
Comprehensive Systems, Inc.
Floyd
Department of Human Services
Floyd
Department of Natural Resources
Floyd
Department of Transportation
Floyd
Fareway Stores
Floyd
Fastenal
Floyd
First Citizens National Bank
Floyd
First Security Bank & Trust

Floyd
Floyd County Medical Center
Floyd
Floyd County Sheriff's Office
Floyd
Hy-Vee
Floyd
Iowa State University
Floyd
Kallin-Johnson Monument Co. Inc.
Floyd
L & J Industries
Floyd
Machine Tool Engineering, Inc.
Floyd
Masterson Personnel - Charles City
Floyd
Mediacom
Floyd
MidAmerican Energy
Floyd
North Iowa Area CC
Floyd
North Iowa Community Action Organization
Floyd
Prairie Ridge
Floyd
Superior Lumber
Floyd
The Principal Financial Group
Floyd
Viafield, A Cooperative
Floyd
Young Construction
Franklin
ABCM Corporation
Franklin
Agriculture and Land Stewardship Department
Franklin
Alliant Energy
Franklin
Buresh Building System, Inc.
Franklin
CAL Community School District
Franklin
Casey's General Stores
Franklin
Department of Natural Resources
Franklin
Department of Transportation
Franklin
Edwards Contracting LTD of Iowa
Franklin
Fareway Stores
Franklin
First Citizens National Bank
Franklin
Franklin County Development
Franklin
Franklin General Hospital
Franklin
Hall Industries
Franklin
Hampton Hydraulics, LLC
Franklin
Hampton-Dumont Community School District
Franklin
Iowa Select Farms LLP
Franklin
Iowa State University
Franklin
Kallin-Johnson Monument Co. Inc.
Franklin
Kum & Go
Franklin
Long Term Medical Supply Corp
Franklin
Mid-America Publishing Corp.
Franklin
MidAmerican Energy
Franklin
North Iowa Community Action Organization
Franklin
The Cellular Connection
Franklin
The Principal Financial Group
Franklin
West Fork CSD
Fremont
Agriculture and Land Stewardship Department
Fremont
Ambassador Sidney
Fremont
Casey's General Stores
Fremont
City of Hamburg
Fremont
City of Sidney
Fremont
Department of Natural Resources

Fremont
Department of Transportation
Fremont
Fremont County Economic Development Corporation
Fremont
Fremont County Government
Fremont
Fremont-Mills Community School
Fremont
Hamburg Public Library
Fremont
Hy-Vee
Fremont
Kornerstone Kids Child Care Center
Fremont
Moreland Furniture
Fremont
Nishna Productions
Fremont
Nishnabotna High School
Fremont
Shepherd's Flock Thrift Store
Fremont
Sidney Community School
Fremont
Sidney Public Library
Fremont
St. Patrick Church
Fremont
T and B Enterprises DBA Culligan Water Conditioning
Fremont
Tri-Valley Bank
Fremont
United Farmers Mercantile Cooperative
Fremont
West Central Community Action FADDS Program, Headstart, Senior Aid
Greene
Agriculture and Land Stewardship Department
Greene
Al's Corner Oil Co
Greene
American Athletic Inc/Spalding
Greene
B & D MFG., INC.
Greene
Bee Mindful
Greene
Caleris, Inc
Greene
Casey's General Stores
Greene
City of Jefferson
Greene
Department of Human Services
Greene
Department of Transportation
Greene
Fareway Stores
Greene
Greene County Abstract Company, Inc.
Greene
Greene County Chamber & Development
Greene
Greene County Medical Center
Greene
Greene County School District
Greene
Greene County, Iowa
Greene
Home Care Medical Equipment
Greene
Hy-Vee
Greene
Iowa State University
Greene
John Deere Paton
Greene
Kum & Go
Greene
Louis Dreyfus Commodities
Greene
Oldcastle Materials Group
Greene
Paton Churdan Schools
Greene
Pemble Digging & Drainage Serv., Inc
Greene
Prairie Lakes AEA
Greene
Rudy's Service & Detail
Greene
Scranton Manufacturing Co Inc
Greene
The Principal Financial Group
Greene
UnityPoint Health
Greene
Wells Fargo
Greene
West Central

Grundy
Agriculture and Land Stewardship Department
Grundy
Casey's General Stores
Grundy
Cedar Valley Hospice
Grundy
City of Conrad
Grundy
City of Dike
Grundy
City of Grundy Center
Grundy
City of Reinbeck
Grundy
Conrad Public Library
Grundy
Department of Transportation
Grundy
Dike-New Hartford Community Schools
Grundy
Dwyer's
Grundy
Environmental Lubricants Manufacturing Inc.
Grundy
Frederick Furniture Inc.
Grundy
Gladbrook-Reinbeck Community Schools
Grundy
Grundy Center Community Schools
Grundy
Grundy County
Grundy
Grundy County CPC
Grundy
Grundy County Development Alliance
Grundy
Grundy County Sheriff
Grundy
Grundy National Bank
Grundy
HEM - Heavy Equipment Manufacturing
Grundy
Iowa State University
Grundy
Kling Memorial Library
Grundy
Konken Electric, Inc.
Grundy
Larry's Welding
Grundy
Lincoln Savings Bank
Grundy
Main Street Logistics
Grundy
Manatts
Grundy
Mid-America Publishing Corp.
Grundy
Monsanto
Grundy
Norby Distributing Co.
Grundy
Richelieu Foods, Inc.
Grundy
Ritchie Industries, Inc.
Grundy
State Bank and Trust Company
Grundy
Steff Pharmacy Inc dba Manly Dry Store
Grundy
The Principal Financial Group
Grundy
UnityPoint Health
Grundy
Wheaton Franciscan Healthcare
Grundy
Whispering Moose
Guthrie
Adair-Casey Community School District
Guthrie
Agri Drain Cooperation
Guthrie
Agriculture and Land Stewardship Department
Guthrie
Al's Corner Oil Co
Guthrie
Asset Inspections
Guthrie
Care Initiatives
Guthrie
Casey's General Stores
Guthrie
City of Bagley
Guthrie
City of Panora
Guthrie
Department of Human Services
Guthrie
Department of Natural Resources

Guthrie
Department of Transportation
Guthrie
Dowd Drug
Guthrie
Guthrie Center Community Schools
Guthrie
Guthrie County Hospital
Guthrie
Guthrie County Road Dept.
Guthrie
Hometown Foods
Guthrie
Kum & Go
Guthrie
Mary Barnett Memorial Library
Guthrie
Ohde Funeral Home, Inc.
Guthrie
Oldcastle Materials Group
Guthrie
Panora Public Library
Guthrie
Panora Telco
Guthrie
Panorama Community School District
Guthrie
Prairie View Bed & Breakfast
Guthrie
Sebern Structural Services
Guthrie
Sperry's One Stop Shop
Guthrie
The Principal Financial Group
Guthrie
UPS
Guthrie
West Central
Hamilton
Ag Partners, LLC
Hamilton
Agriculture and Land Stewardship Department
Hamilton
Al's Corner Oil Co
Hamilton
Arnold Motor Supply LLP
Hamilton
Care Initiatives
Hamilton
Casey's General Stores
Hamilton
CenturyLink
Hamilton
City of Webster City
Hamilton
Community and Family Resources
Hamilton
Department of Human Services
Hamilton
Department of Transportation
Hamilton
Fareway Stores
Hamilton
Hamilton County S.E.E.D.
Hamilton
Hy-Vee
Hamilton
Iowa Select Farms LLP
Hamilton
Iowa State University
Hamilton
Iowa Workforce Development
Hamilton
Kum & Go
Hamilton
Land O' Lakes Research Farm
Hamilton
MidAmerican Energy
Hamilton
New Cooperative, Inc.
Hamilton
New Fashion Pork
Hamilton
Northeast Hamilton CSD
Hamilton
Oldcastle Materials Group
Hamilton
Opportunity Village
Hamilton
Prairie Lakes AEA
Hamilton
Seneca Foundry Inc.
Hamilton
Swine Graphics Enterprises
Hamilton
U.S. Bank
Hamilton
Upper Des Moines Opportunity Inc
Hancock
AARP

Hancock
ABCN Corporation
Hancock
American Crane
Hancock
Arnold Motor Supply LLP
Hancock
Avery Theater
Hancock
BIDCO
Hancock
Britt Area Chamber
Hancock
Casey's General Stores
Hancock
Clear Lake Bank & Trust
Hancock
Department of Transportation
Hancock
Fastenal
Hancock
First Citizens National Bank
Hancock
Garner Chamber of Commerce
Hancock
Garner-Hayfield/Ventura Schools
Hancock
Iowa Mold Tooling Co
Hancock
Iowa Select Farms LLP
Hancock
Iowa State University
Hancock
MaxYield Cooperative
Hancock
Michael Foods
Hancock
Mid-America Publishing Corp.
Hancock
Mosaic
Hancock
North Iowa Area CC
Hancock
North Iowa Community Action Organization
Hancock
Pritchard Auto Company
Hancock
Summit House Assisted Living Company
Hancock
The Principal Financial Group
Hancock
West Hancock High School
Hardin
AGWSR High School
Hardin
Alliant Energy
Hardin
Area Education Agency 267
Hardin
Care Initiatives
Hardin
Casey's General Stores
Hardin
CenturyLink
Hardin
City of Ackley, Iowa
Hardin
City of Eldora
Hardin
Dale Howard Inc
Hardin
Department of Education
Hardin
Department of Human Services
Hardin
Department of Natural Resources
Hardin
Department of Transportation
Hardin
Fareway Stores
Hardin
Fastenal
Hardin
Hardin County Solid Waste Disposal Commission
Hardin
Hy-Vee
Hardin
Iowa Falls Area Development Corporation
Hardin
Iowa Select Farms LLP
Hardin
Iowa State University
Hardin
Iowa Valley Community College District
Hardin
Kaffe Geita
Hardin
Kum & Go
Hardin
Long Term Medical Supply Corp

Hardin
Mediacom
Hardin
MEMBERS1st Community Credit Union
Hardin
Metal Tech Industries
Hardin
South Hardin High School
Hardin
Teresa's Daycare
Hardin
The Principal Financial Group
Hardin
TRI Rinse, Inc.
Harrison
Agriculture and Land Stewardship Department
Harrison
Agriland FS, Inc.
Harrison
Alegent Creighton Health
Harrison
American National Bank
Harrison
Bank of the West
Harrison
Boyer Valley School District
Harrison
Burgess Health Center
Harrison
Care Initiatives
Harrison
Carry-On Trailer
Harrison
Casey's General Stores
Harrison
CenturyLink
Harrison
City of Dunlap
Harrison
City of Missouri Valley
Harrison
City of Pisgah
Harrison
Crossroads of Western Iowa
Harrison
Daily Nonpareil
Harrison
Department of Human Services
Harrison
Department of Natural Resources
Harrison
Department of Transportation
Harrison
Dunlap Public Library
Harrison
Energique Inc.
Harrison
Harrison County Courthouse
Harrison
Harrison County Development Corporation
Harrison
Harrison County Veteran Affairs
Harrison
Horizon Equipment
Harrison
Iowa State University
Harrison
Kum & Go
Harrison
Logan-Magnolia Schools
Harrison
Lyman Richey Corporation
Harrison
MidAmerican Energy
Harrison
Missouri Valley Chamber of Commerce
Harrison
Missouri Valley High School
Harrison
Perfection Learning
Harrison
Perfection Press
Harrison
The Hoffman Agency
Harrison
Vulcan Industries, Inc
Harrison
West Central Community Action FADDS Program, Headstart, Senior Aid
Harrison
West Harrison School District
Harrison
Woodbine Public Library
Harrison
Woodbine School District
Henry
Affordable Remodeling and Maintenance, Inc.
Henry
Agri-Center of Henry Co Inc
Henry
Agriculture and Land Stewardship Department

Henry
Alaniz Metro Group
Henry
Anna's Pantry
Henry
Any Wear Apparel
Henry
Beauty-n-the-Beach
Henry
Benchmark Real Estate
Henry
Bezoni's True Value
Henry
Big Creek Outdoor Supply
Henry
Bredeaux Pizza of Mt. Pleasant
Henry
Buys on Broadway
Henry
Care Initiatives
Henry
Carter Chiropractic Clinic
Henry
Casey's General Stores
Henry
City of New London
Henry
City of Wayland
Henry
Cobb Oil, Co.
Henry
Community Action of Southeast Iowa
Henry
Country Charm Flowers & Gifts
Henry
Crawford Meat Plant
Henry
Crossroads Financial Group
Henry
Deb Roth Insurance & Investments
Henry
Department of Corrections
Henry
Department of Human Services
Henry
Department of Public Safety
Henry
Department of Transportation
Henry
Design Engineering & Manufacturing
Henry
Dickey's Prairie Home
Henry
East End Automotive, Inc
Henry
Electronic Engineering Co
Henry
Farmers & Merchants Telephone Co.
Henry
Fastenal
Henry
HCI Care Services and Visiting Nurse Services of Iowa
Henry
Home Furniture
Henry
Hometown Veterinary Care
Henry
Hy-Vee
Henry
Inhance Technologies
Henry
Iowa State Bank
Henry
Iowa State University
Henry
Iris City Angique Mall
Henry
Jamison Restorations
Henry
Jennings & Associates
Henry
Kauffman Chiropractic Center
Henry
Kempkers Grand Rental Station
Henry
KILJ Radio
Henry
Kramer's Inc.
Henry
Mackay Mitchell Envelope Co.
Henry
Main Street Frame & Art
Henry
Main Street Market
Henry
Momentum Golf
Henry
Mount Pleasant Area Chamber Alliance
Henry
MPC Enterprises Inc

Henry
Mt Pleasant Electric Contractors, Inc.
Henry
Mt. Pleasant High School
Henry
Mt. Pleasant Lumber
Henry
Mt. Pleasant Music & More
Henry
Mt. Pleasant News
Henry
New London Community School District
Henry
Nypro Kanaak
Henry
Orval Miller & Sons Ltd.
Henry
Peebles
Henry
Peoples State Bank
Henry
Phillips Auto Clinic
Henry
Pratt's Dairy Den
Henry
PressBox Grille & Bar
Henry
Print Group USA
Henry
Quality Equipment Inc
Henry
Quarter Maybe More Store
Henry
Ray's Specialty Meats
Henry
Robert S. McPheron OD
Henry
Rodeway Inn
Henry
Shelter Insurance
Henry
Short Stop
Henry
Shottenkirk Automotive
Henry
Sound Advice
Henry
Southeastern CC
Henry
STAATS
Henry
Super 8 Mt. Pleasant
Henry
Taft-Wiley, Inc.
Henry
Tazza Bella
Henry
Temp Associates
Henry
The Fellowship Cup
Henry
The Halltree
Henry
The Southeast Iowa Tattoo Co
Henry
Two Rivers Bank & Trust
Henry
U.S. Bank
Henry
Veyance Technologies, Inc
Henry
Waco High School
Henry
Wagler Manufacturing Inc.
Henry
Wayland State Bank
Henry
Wells Fargo
Henry
Winfield Library
Henry
Winfield Mt. Union H.S.
Henry
Your Dream Home Co
Henry
Z's Quick Break
Howard
Agriculture and Land Stewardship Department
Howard
Alum-Line Inc
Howard
Bank of the West
Howard
Bethany Housewares Inc
Howard
Casey's General Stores
Howard
Cresco Care Center
Howard
Cresco Veterinary Clinic

Howard
Fareway Stores
Howard
Featherlite, Inc.
Howard
Geothermal Eco Options, Inc.
Howard
Howard County Business & Tourism
Howard
Howard-Winneshiek Community School District
Howard
Iowa Select Farms LLP
Howard
Iowa State University
Howard
JED Construction LLC
Howard
Johnson Comfort Systems Inc.
Howard
LimeSprings Beef
Howard
People Savings Bank
Howard
Plantpeddler, Inc.
Howard
Regional Health Services of Howard County
Howard
SKFortune Inc, dba Upper Iowa Tool Die and Innovations
Howard
SMI Co
Howard
South Winneshiek High School
Howard
Upper Iowa Construction Inc.
Howard
Winneshiek Cooperative
Humboldt
Agriculture and Land Stewardship Department
Humboldt
Al's Corner Oil Co
Humboldt
Arnold Motor Supply LLP
Humboldt
Aventure Staffing
Humboldt
Blacktop Service Company
Humboldt
Casey's General Stores
Humboldt
CenturyLink
Humboldt
City of Humboldt
Humboldt
Department of Education
Humboldt
Dodgen Industries Inc./Born Free Motorcoach
Humboldt
Fareway Stores
Humboldt
Fastenal
Humboldt
Humboldt County Memorial Hospital
Humboldt
Hy-Vee
Humboldt
Iowa Select Farms LLP
Humboldt
Kum & Go
Humboldt
Long Term Medical Supply Corp
Humboldt
MidAmerican Energy
Humboldt
New Cooperative, Inc.
Humboldt
Northwest Bank
Humboldt
Oldcastle Materials Group
Humboldt
Power Co-op Employees Credit Union
Humboldt
Region 5 CEO Board
Humboldt
Sande Construction
Humboldt
Springvale Motors, Inc.
Humboldt
Thompson Grain Service LLC
Humboldt
U.S. Bank
Humboldt
Upper Des Moines Opportunity Inc
Ida
ABCM Corporation
Ida
Agriculture and Land Stewardship Department
Ida
Al's Corner Oil Co
Ida
Aunt B's Restaurant

Ida
Casey's General Stores
Ida
Department of Transportation
Ida
First Cooperative Association
Ida
Food Locker Service Inc dba Tiefenthaler Quality Meats
Ida
Frontier Communications
Ida
Galva-Holstein Community School District
Ida
GCC Alliance Concrete, Inc.
Ida
GOMACO Corporation
Ida
Good Samaritan Society - Holstein
Ida
Heritage Bank NA
Ida
Holstein Ag Services
Ida
Horn Memorial Hospital
Ida
Horn Physicians Clinic - Ida Grove
Ida
Ida County
Ida
Ida County Economic Development
Ida
Ida County Sheriffs Office
Ida
Ida Grove Roofing and Improvement Inc
Ida
Iowa Select Farms LLP
Ida
MidAmerican Energy
Ida
Midwest Industries, Inc
Ida
Morningside Healthcare Community
Ida
QA-BCIG School District
Ida
Quad City Corn Processors
Ida
Ruan Transportation Company
Ida
Subway
Ida
T and B Enterprises DBA Culligan Water Conditioning
Ida
The Hoffman Agency
Ida
Vetter Equipment
Ida
VT Industries
Iowa
Agriculture and Land Stewardship Department
Iowa
Casey's General Stores
Iowa
City of Marengo
Iowa
Clear Creek Amana Community School District
Iowa
Department of Transportation
Iowa
Des Moines Register
Iowa
DKM Manufacturing Inc
Iowa
Iowa State University
Iowa
Iowa Valley Realty
Iowa
Kinze Manufacturing
Iowa
Kirkwood CC
Iowa
Kum & Go
Iowa
Manatts
Iowa
Marengo Public Library
Iowa
Mercy Iowa City
Iowa
Monsanto
Iowa
Oehl Plumbing & Heating Inc
Iowa
Peterson Pharmacy
Iowa
Pride of Iowa
Iowa
U.S. Bank
Iowa
Whirlpool Corporation

Iowa
Williamsburg Chamber of Commerce
Jackson
Abstract & Title Guaranty Company
Jackson
Agriculture and Land Stewardship Department
Jackson
Al's Painting and Powerwashing
Jackson
Area Substance Abuse Council, Inc.
Jackson
Barron Motor Supply
Jackson
Bellevue Area Chamber of Commerce
Jackson
Bellevue High School
Jackson
Breitbach Floor Covering
Jackson
Casey's General Stores
Jackson
ChemRight Laboratories
Jackson
City of Bellevue
Jackson
City of Maquoketa
Jackson
City of Preston
Jackson
Clinton National Bank
Jackson
DAC, Inc.
Jackson
Department of Natural Resources
Jackson
Department of Transportation
Jackson
DuTrac Community Credit Union
Jackson
Eastern Iowa CC
Jackson
Easton Valley Community Schools
Jackson
Fareway Stores
Jackson
Genesis Health System
Jackson
Gossman Consulting, Inc
Jackson
Happy Joe's
Jackson
Husco International, Inc.
Jackson
Iowa State University
Jackson
Jackson County Economic Alliance
Jackson
Jackson County Senior Citizens Center Bellevue Meal Site
Jackson
Keepsake Portrait Studio
Jackson
Kirby Computers
Jackson
KMAQ (AM-FM)
Jackson
Main Street Cafe
Jackson
Make A Splash
Jackson
Manatts
Jackson
Maquoketa Area Chamber of Commerce
Jackson
Maquoketa High School
Jackson
Maquoketa Newspapers Inc.
Jackson
Mediacom
Jackson
MKC, Inc. dba Precision Metal Works
Jackson
Plastics Unlimited
Jackson
Ruhl and Ruhl Realtors
Jackson
Saint Donatus Body & Paint
Jackson
Scott County Family YMCA
Jackson
Sedgwick
Jackson
Tandem Tire & Auto Service
Jackson
The Engel Agency, Inc
Jackson
The Principal Financial Group
Jackson
Timber Trading Post
Jackson
U.S. Bank

Jackson
Voy Theatres
Jasper
Alliant Energy
Jasper
Baxter Community School District
Jasper
Baxter Oil Co., Inc.
Jasper
Brooker Corporation
Jasper
Caleris, Inc
Jasper
Casey's General Stores
Jasper
CenturyLink
Jasper
City of Newton
Jasper
Colfax Main Street, Inc.
Jasper
Computer Pro
Jasper
Department of Corrections
Jasper
Department of Human Services
Jasper
Department of Natural Resources
Jasper
Department of Transportation
Jasper
Des Moines Area CC
Jasper
Fareway Stores
Jasper
First Newton National Bank
Jasper
Four Oaks
Jasper
Game Stop
Jasper
Greater Newton Area Chamber of Commerce
Jasper
Happy Endings Restaurant and Lounge
Jasper
Hy-Vee
Jasper
Iowa Select Farms LLP
Jasper
Jasper County Economic Development Corporation
Jasper
Key Cooperative
Jasper
Kum & Go
Jasper
Manatts
Jasper
MKMB Restaurant Partners LLC. (Burger King)
Jasper
News Printing Company
Jasper
Newton Development Corporation
Jasper
Newton Manufacturing Company
Jasper
Newton Senior High School
Jasper
Newton Village
Jasper
Prairie City Foods
Jasper
Roberts Brothers
Jasper
Skiff Medical Center
Jasper
South Ottumwa Savings Bank
Jasper
Streeter Machine and Tools
Jasper
The Principal Financial Group
Jasper
TPI Composites
Jasper
Trinity Structural Towers
Jasper
U.S. Bank
Jasper
U.S. Motorsport Corp. dba Iowa Speedway
Jasper
Walter G. Anderson
Jefferson
Agriland FS, Inc.
Jefferson
Ambient Control Systems Inc
Jefferson
Anderson Tooling, Inc.
Jefferson
Arnold Motor Supply LLP
Jefferson
ATA Brokerage Inc

Jefferson
Bella Luna Painting Service
Jefferson
Bliss Yoga Studio
Jefferson
BlueFish Clothing
Jefferson
Bovard Studio, Inc
Jefferson
Breadtopia
Jefferson
C.R. Eggs
Jefferson
Casey's General Stores
Jefferson
Cobb Oil, Co.
Jefferson
Department of Human Services
Jefferson
Department of Natural Resources
Jefferson
Department of Public Safety
Jefferson
Department of Transportation
Jefferson
Drish Lawn Care
Jefferson
Eneric Petroleum Corp. (Cambridge Investment Group)
Jefferson
Fairfield Arts and Convention Center
Jefferson
Fairfield Auto Sales
Jefferson
Fairfield CSD
Jefferson
Fairfield Economic Development Association
Jefferson
Fairfield Flying Service
Jefferson
Fairfield Senior Center
Jefferson
Fleet Driveaway Corp
Jefferson
Fleet Lease Corp
Jefferson
Freight Logistics
Jefferson
Gary Liles Stables
Jefferson
Georges
Jefferson
Goodwill of the Heartland
Jefferson
Harold Dickey Transport
Jefferson
Hy-Vee
Jefferson
Iowa State University
Jefferson
Jaeger Farms
Jefferson
Jefferson Co Board of Supervisors
Jefferson
Jefferson Co. Public Health
Jefferson
Jefferson County Mutal Insurance Assn.
Jefferson
Jefferson County Treasurer
Jefferson
Kum & Go
Jefferson
Ledger Farms
Jefferson
Louden Depot Community Credit Union
Jefferson
Martin Farms
Jefferson
My Lucky Day
Jefferson
Pale Moon Investments
Jefferson
Pekin Community Schools
Jefferson
Prematerra Farm
Jefferson
Quality Quick Shop
Jefferson
Rough Bros Farms
Jefferson
Rough Tree Service Inc
Jefferson
Sears Hometown Store
Jefferson
Smithburg Automotive, Inc.
Jefferson
Spees Auction
Jefferson
Squeal Good BBQ
Jefferson
Temp Associates-Fairfield Branch Office

Jefferson
The Pony Farm
Jefferson
Young & Wild Rodeo Co.
Johnson
Abbe Inc.
Johnson
ACT
Johnson
Agriculture and Land Stewardship Department
Johnson
Allied Barton Security Services
Johnson
Alpla, Inc.
Johnson
Anna's Allergen Free
Johnson
Auditor of State
Johnson
Bank of the West
Johnson
Barron Motor Supply
Johnson
Big Ten Rentals
Johnson
Black Diamond Limousine
Johnson
Boubin Tire Company
Johnson
Calacci Construction Co., In.c
Johnson
Care Initiatives
Johnson
Casey's General Stores
Johnson
Centro, Inc.
Johnson
CenturyLink
Johnson
Cheddar's
Johnson
City of Iowa City
Johnson
City of North Liberty
Johnson
Clear Creek Amana Community School District
Johnson
Cobb Oil, Co.
Johnson
Coles Quality Foods, Inc.
Johnson
CompleWare Corporation
Johnson
Debbie's Staffing
Johnson
Department of Corrections
Johnson
Department of Cultural Affairs
Johnson
Department of Education
Johnson
Department of Human Services
Johnson
Department of Inspections and Appeals
Johnson
Department of Natural Resources
Johnson
Department of Public Health
Johnson
Department of Transportation
Johnson
Don Hummer Trucking
Johnson
Durham School Services
Johnson
Economy Advertising Company
Johnson
Express Limousine Service
Johnson
Fareway Stores
Johnson
Farmers' All Natural Creamery
Johnson
Fastenal
Johnson
Four Oaks
Johnson
Game Stop
Johnson
GEICO (Government Employees Insurance Company)
Johnson
Genesis Health System
Johnson
Gilcrest/Jewett Lumber Company
Johnson
Goodwill of the Heartland
Johnson
Happy Joe's
Johnson
Hawkeye Area Community Action Program, Inc.

Johnson
Hawkeye Ready Mix, Inc.
Johnson
Hilton Worldwide
Johnson
Hy-Vee
Johnson
IAC (International Automotive Components)
Johnson
Iowa City Area Chamber of Commerce
Johnson
Iowa City Area Development Group
Johnson
Iowa City Community Schools
Johnson
Iowa State University
Johnson
Iowa Workforce Development
Johnson
Kirkwood CC
Johnson
Krueger Auto Inc.
Johnson
Kum & Go
Johnson
Leepfrog Technologies, Inc.
Johnson
Linn County REC
Johnson
Loparex
Johnson
Mediacom
Johnson
Mercy Iowa City
Johnson
Mid-Prairie School District
Johnson
MidAmerican Energy
Johnson
New Pioneer Cooperative
Johnson
NIS
Johnson
Off Campus Auto Repair
Johnson
Optimae Life Services
Johnson
Pearson
Johnson
Penske Truck Leasing
Johnson
Prairie Rose Case Management
Johnson
Proteus, Inc.
Johnson
Remedy Intelligent Staffing
Johnson
RR Donnelley
Johnson
Ruhl and Ruhl Realtors
Johnson
Securitas Security Services
Johnson
Shelter House
Johnson
Shive-Hattery Group, Inc.
Johnson
Smokin' Joe's Tobacco & Liquor Outlet
Johnson
Solon School District
Johnson
Stanley Consultants
Johnson
STS Transportation Services
Johnson
Swisher Trust & Savings Bank
Johnson
Tallgrass Business Solutions
Johnson
Temporary Resources Inc
Johnson
The Crisis Center of Johnson County
Johnson
The Principal Financial Group
Johnson
The University of Iowa
Johnson
TMone
Johnson
Total Health Chiropractic
Johnson
Tradehome Shoes
Johnson
Two Rivers Bank & Trust
Johnson
Two Rivers Insurance Services
Johnson
U.S. Bank
Johnson
UPS

Johnson
Van Meter, Inc.
Johnson
Veridian Credit Union
Johnson
Von Maur
Johnson
Wells Fargo
Johnson
West Music Co., Inc.
Johnson
Windmill Manor
Johnson
Winkel, Parker & Foster, CPA PC
Johnson
Wood Products of IA Inc.
Johnson
Zio Johno's
Jones
5 Star Plumbing
Jones
Affordable Heating & Cooling, Inc.
Jones
Agriculture and Land Stewardship Department
Jones
Anamosa Chamber of Commerce
Jones
Area Substance Abuse Council, Inc.
Jones
Bank of the West
Jones
Barron Motor Supply
Jones
Bennett Machine & Fabricating Inc.
Jones
Casey's General Stores
Jones
Citizens Savings Bank
Jones
Citizens State Bank
Jones
Community Care, Inc
Jones
Dash Painting
Jones
Department of Corrections
Jones
Department of Natural Resources
Jones
Department of Transportation
Jones
DuTrac Community Credit Union
Jones
Energy Mf. Co., Inc.
Jones
Fareway Stores
Jones
Four Oaks
Jones
Grant Wood Area Abstract
Jones
Grounds & Goodies
Jones
Gudenkauf Trucking
Jones
Happy Joe's
Jones
Hawkeye Area Community Action Program, Inc.
Jones
Iowa Appliance Center
Jones
Iowa State University
Jones
J&P Cycles, LLC
Jones
Jones County Economic Development
Jones
Jones County Tourism Association
Jones
Jones Regional Medical Center
Jones
Kirkwood CC
Jones
Kum & Go
Jones
McAleer Water Conditioning Inc.
Jones
Mediacom
Jones
Midland Middle/High School
Jones
Minger Mowing & Landscaping
Jones
Monticello Area Chamber of Commerce
Jones
Orbis Corporation
Jones
Polo Custom Products/M-C Industries
Jones
Preferred Energy Consultants

Jones
Rick Meyer Insurance Agency Inc.
Jones
Sedona Staffing Services
Jones
Stone Concepts
Jones
The Principal Financial Group
Keokuk
ABCM Corporation
Keokuk
Agriculture and Land Stewardship Department
Keokuk
Agriland FS, Inc.
Keokuk
Barron Motor Supply
Keokuk
Casey's General Stores
Keokuk
Century Insurance LLC
Keokuk
City of Keota
Keokuk
City of Sigourney
Keokuk
City of South English
Keokuk
City of Thornburg
Keokuk
Cobb Oil, Co.
Keokuk
Department of Transportation
Keokuk
H & M Farm and Home Supply Co
Keokuk
Horak Insurance
Keokuk
Iowa State University
Keokuk
K & L Foods
Keokuk
K's on the Square
Keokuk
Katwalque Antiques
Keokuk
Keokuk County
Keokuk
Keokuk County Community Services
Keokuk
Keokuk County Health Center
Keokuk
Keota Eagle Foods
Keokuk
Keota Veterinary Clinic
Keokuk
Malley Hardware & Appliance
Keokuk
Mark Steinke Farms
Keokuk
Mid-America Publishing Corp.
Keokuk
OBC Tiling
Keokuk
One Brother Construction
Keokuk
Prairie Mutual Insurance Assn.
Keokuk
Responsible Transportation LLC
Keokuk
River Hills Community Health Center
Keokuk
Sigourney Area Development Corp.
Keokuk
Sigourney Jr. Sr. High
Keokuk
Sigourney Public Library
Keokuk
Sigourney TV & Appliance
Keokuk
South Ottumwa Savings Bank
Keokuk
The Garden Gate
Keokuk
Tri-County CSD
Keokuk
U.S. Bank
3/4
Kossuth
Arnold Motor Supply LLP
3/4
Kossuth
Casey's General Stores
3/4
Kossuth
CenturyLink
3/4
Kossuth
City of Wesley
3/4
Kossuth