BUDGET RECAP FOR FY 2019 - FY 2021

The 2020 Legislative Session proved to be a unique and challenging session due to the COVID-19 pandemic. Due to concerns over COVID-19, the General Assembly recessed the Legislative Session on March 17, 2020, for approximately two and a half months. The Session was resumed on June 3, and the General Assembly adjourned the 2020 Legislative Session on June 14.

The Revenue Estimating Conference (REC) met in December 2019 and March 2020 prior to the economic slowdown brought on by the COVID-19 pandemic. The REC met for a third time on May 29, 2020, to revise the FY 2020 and FY 2021 revenue estimates to incorporate potential impacts of the economic crisis.

Despite the challenges associated with the declining State tax revenues that stemmed from the economic slowdown, the 2020 General Assembly passed a balanced budget for FY 2021 and revised the FY 2020 General Fund budget. The information below provides a summary of the status of the State's General Fund budget for FY 2020 and FY 2021.

Revenue Estimating Conference. The REC met on May 29, 2020, and lowered the FY 2020 and FY 2021 revenue estimates by 1.8% and 4.4%, respectively. This represents revenue reductions of $149.5 million for FY 2020 and $360.1 million for FY 2021, compared to the FY 2021 March estimates.

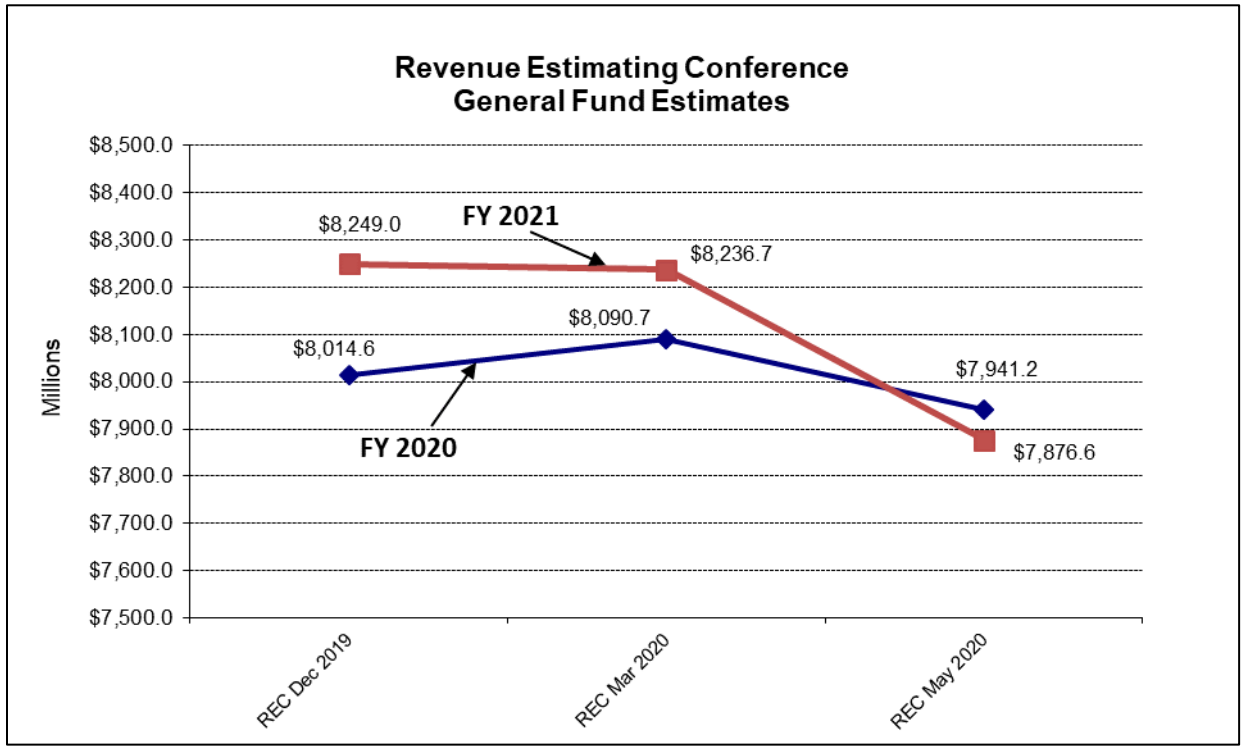

The information below provides a summary of General Fund budgets for year-end FY 2019, revised FY 2020, and FY 2021.

Fiscal Year 2019. The FY 2019 General Fund budget ended the fiscal year with total resources (receipts plus carryforward funds) of $7.930 billion. This was an increase of $546.0 million (7.4%) compared to FY 2018. Yearend appropriations for FY 2019 totaled $7.646 billion, which includes supplemental appropriations of $168.6 million enacted during the 2019 Legislative Session. The FY 2019 appropriations represented an increase of $384.9 million (5.3%) compared to FY 2018. The FY 2019 General Fund ended the fiscal year with a balance of $289.3 million. For additional information on the FY 2019 General Fund budget, see the following report: State of Iowa FY 2019 Year End Report on General Fund Revenues and Appropriations.

Fiscal Year 2020. The total resources available for the FY 2020 General Fund budget are estimated at $8.132 billion. This includes the May REC estimate of $7.941 billion, revenue adjustments passed by the 2020 General Assembly of negative $4.5 million, and a carryforward balance of $195.6 million.

In addition, the General Assembly passed supplemental appropriations totaling $185.6 million for FY 2020, which included a $70.0 million appropriation to the RIIF to eliminate the estimated shortfall in the Fund, due to the mandatory closure of the casinos from March 17 to June 1 due to the COVID-19 pandemic. Other significant supplemental appropriations included $89.0 million for the Medicaid program and $21.0 million to assist local governments with flood mitigation. The General Fund ending balance for FY 2020 is estimated at $313.0 million.

Fiscal Year 2021. The total resources available for the FY 2021 General Fund budget are estimated at $8.102 billion, which is a reduction of $30.4 million (0.4%) compared to FY 2020. This includes the May REC estimate of $7.877 billion, net revenue adjustments passed by the 2020 General Assembly of negative $39.1 million, and a carryforward balance of $264.4 million. The General Assembly passed and the Governor signed HF 2641 (Department of Revenue Omnibus Act), which is estimated to reduce General Fund revenues by a net total of $41.9 million in FY 2021. The Act reduces revenues from personal and corporate income taxes and the State sales/use tax. The expenditure limitation for FY 2021 was $8.023 billion, which is 99.0% of the total available resources.

The General Assembly appropriated a total of $7.779 billion from the General Fund for FY 2021, which is a reduction of $45.8 million (0.6%) compared to the revised FY 2020 appropriations after factoring in the supplemental appropriations. The FY 2021 appropriations are also $244.5 million below the expenditure limitation. The General Fund ending balance for FY 2021 is estimated at $328.4 million (**Table 1**).

Table 1

Projected Condition of the General Fund

(In Millions)

	Actual FY 2019	Revised FY 2020	Enacted FY 2021
Resources			
Receipts (Mar 2019 Est)	$ 7,858.9	$ 8,090.7	$ 8,236.7
May REC Adjustment	0.0	- 149.5	- 360.1
Net Receipts	7,858.9	7,941.2	7,876.6
Revenue Adjustments	0.0	- 4.5	- 39.1
Surplus Carryforward	71.0	195.6	264.4
Total Available Resources	$ 7,929.9	$ 8,132.3	$ 8,101.9
Appropriations and Expenditures			
Appropriations	$ 7,477.4	$ 7,638.8	$ 7,778.5
Supplemental/Deappropriations	168.6	185.6	0.0
Total Appropriations	$ 7,646.0	$ 7,824.3	$ 7,778.5
Reversions	- 5.4	- 5.0	- 5.0
Net Appropriations	$ 7,640.6	$ 7,819.3	$ 7,773.5
Ending Balance - Surplus	$ 289.3	$ 313.0	$ 328.4

Note: Numbers may not equal totals due to rounding.

Significant General Fund Appropriations. For FY 2021, there were numerous increases and decreases for State agencies and programs (**Table 2**). The two programs that received the largest increases were State Foundation School Aid and the State Children's Health Insurance (Hawki) Program. Senate File 2142 (Supplemental State Aid Act) was signed into law on March 12, 2020, and increased the State cost per pupil (SCPP) by 2.3%. The increase in the SCPP, along with adjustments to State Foundation School Aid in other legislation, resulted in a net increase in the General Fund State Foundation School Aid appropriation of $91.3 million (2.8%) compared to the funding for FY 2020. The Hawki Program received an increase of $16.5 million (78.2%), which reflects the Hawki Forecasting Group's estimate for the Program from its meeting held on May 22, 2020.

The increases were offset by appropriations reductions. Two of the largest reductions were related to one-time appropriations made in FY 2020 resulting in reductions for FY 2021. These included $21.0 million for flood mitigation assistance to local governments and the $70.0 million supplemental appropriation to eliminate the projected budget shortfall in the RIIF. The appropriation for Medicaid was also reduced by $56.8 million for FY 2021 primarily due to an increase of 6.2% in the Federal Medical Assistance Percentage (FMAP), which reduces the State's costs.

The majority of the FY 2021 General Fund appropriations for State programs' and agencies' operations were status quo compared to FY 2020.

Table 2

Significant Changes to General Fund Appropriations

(In Millions)

Programs/Appropriations	Est Net FY 2020	Enacted FY 2021	Change	Percent Change
State Foundation School Aid	$ 3,285.4	$ 3,376.8	$ 91.3	2.8%
Human Services – State Children's Health Insurance	21.1	37.6	16.5	78.2%
Education – Transportation Equity Fund	11.2	19.0	7.8	69.6%
Human Services – Eldora Training School	13.9	16.0	2.1	15.1%
Public Safety – Overtime	2.4	0.0	- 2.4	-100.0%
Regents Institutions	576.7	569.0	- 7.7	-1.3%
Flood Recovery Assistance	21.0	0.0	- 21.0	-100.0%
Medical Assistance (Medicaid)	1,516.4	1,459.6	- 56.8	-3.7%
Appropriation to RIIF	70.0	0.0	- 70.0	-100.0%
Subtotal	$ 5,518.1	$ 5,478.0	$ - 40.1	-0.7%
All Other Net Appropriations	2,306.2	2,300.5	- 5.7	-0.2%
Total	$ 7,824.3	$ 7,778.5	$ - 45.8	-0.6%

State Reserve Funds and Taxpayer Relief Fund. The combined balances in the State's reserve funds are estimated to total $783.7 million for FY 2021, which fills the reserves to the statutory maximum of 10.0% of the adjusted revenue estimate.

The Taxpayer Relief Fund is estimated to have a balance totaling $105.9 million in FY 2021. The Fund has an estimated carryforward balance of $73.8 million and is estimated to receive an additional $32.1 million from the FY 2020 General Fund surplus. The moneys in the Taxpayer Relief Fund can only be spent pursuant to an appropriation by the General Assembly for purposes of providing tax relief to Iowans.

Federal Funding for COVID-19 Pandemic Recovery. In response to the COVID-19 emergency, four federal acts were enacted to provide relief to states (available summaries listed on next page):

- H.R. 6074 — Coronavirus Preparedness and Response Supplemental Appropriations Act
- H.R. 6201 — Families First Coronavirus Response Act
- H.R. 748 — Coronavirus Aid, Relief, and Economic Security Act (CARES Act)
- H.R. 266 — Paycheck Protection Program and Health Care Enhancement Act

As of August 6, 2020, a total of $4.057 billion in federal funds has been awarded to the State of Iowa. The following chart shows the total estimated federal fund relief allocated to the State through the federal legislation listed above. Nearly 60.0% ($2.634 billion) of the total funds awarded to Iowa is for unemployment benefits through the Iowa Department of Workforce Development. Approximately 30.0% ($1.250 billion) of the total funds awarded were from the Coronavirus Relief Fund. Iowa received the $1.250 billion in federal funds through the Coronavirus Aid, Relief, and Economic Security (CARES) Act on April 20, 2020, and deposited in the Iowa Coronavirus Relief Fund (ICRF). The General

Assembly delegated the spending authority of the ICRF moneys to the Governor. As of July 31, 2020, a total of $627.3 million has been transferred from the ICRF to various programs for addressing costs associated with the COVID-19 pandemic. The current balance in the Fund is $542.1 million. **Table 3** lists the ICRF transfers through July 31, 2020.

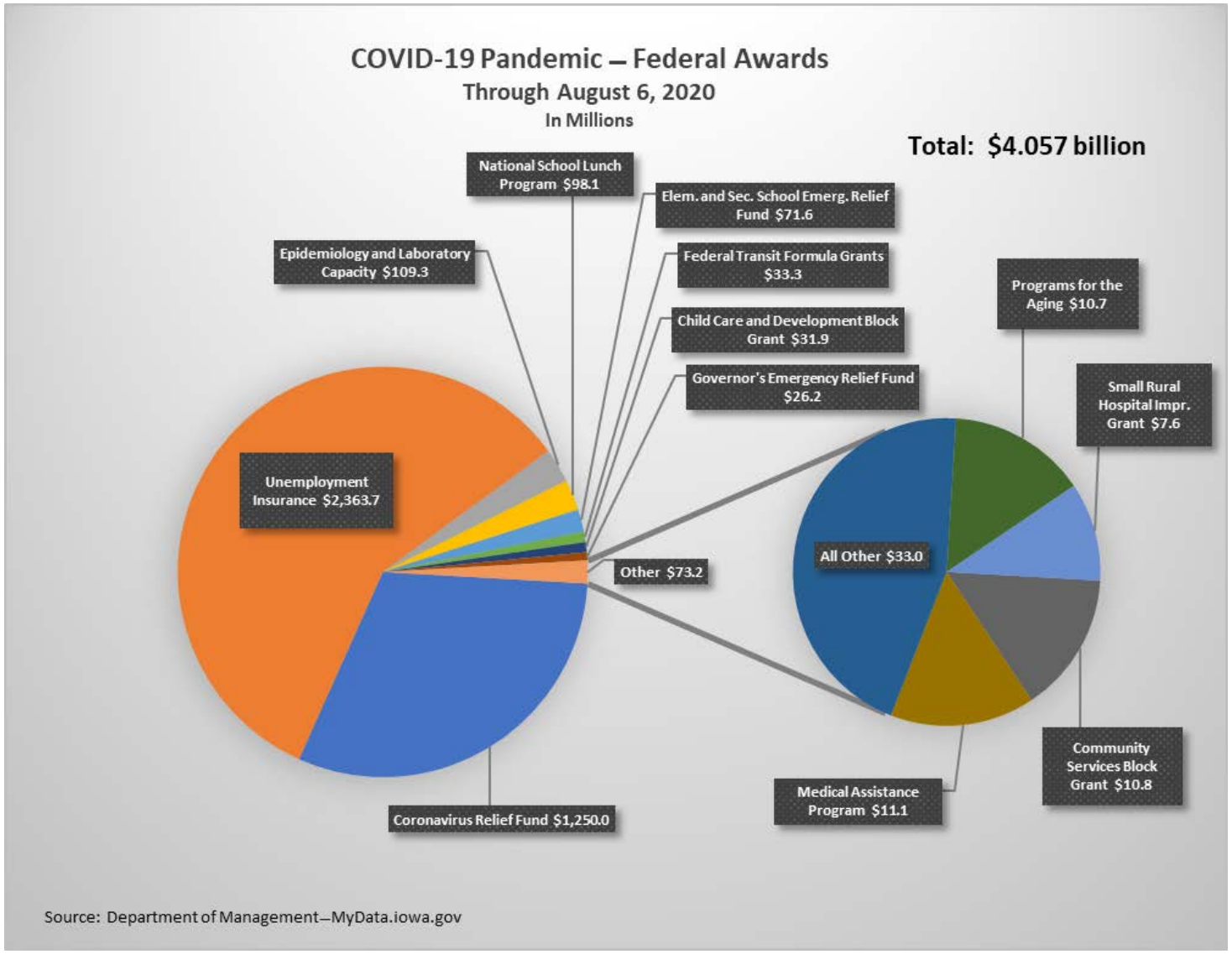

Table 3

Iowa Coronavirus Relief Fund
Year-to-Date Revenues and Expenses
As of July 31, 2020

Revenues		
Federal Support (CARES Act)	$	1,250.0
Interest		0.4
Total	$	1,250.4
Expenditures		
Small Business Disaster Assistance Fund		94.0
Iowa Animal Disposal Assistance Program		2.6
Food Assistance Programs		3.6
Iowa Eviction and Foreclosure Prevention Program		22.0
Last-Dollar Scholarship Program Fund		5.1
Unemployment Insurance Trust Fund		490.0
Technology Upgrades		41.1
Broadband Grants		50.0
Total	$	708.3
Balance	$	542.1

FY 2020 Estimated Total Net General Fund Receipts (In Millions)

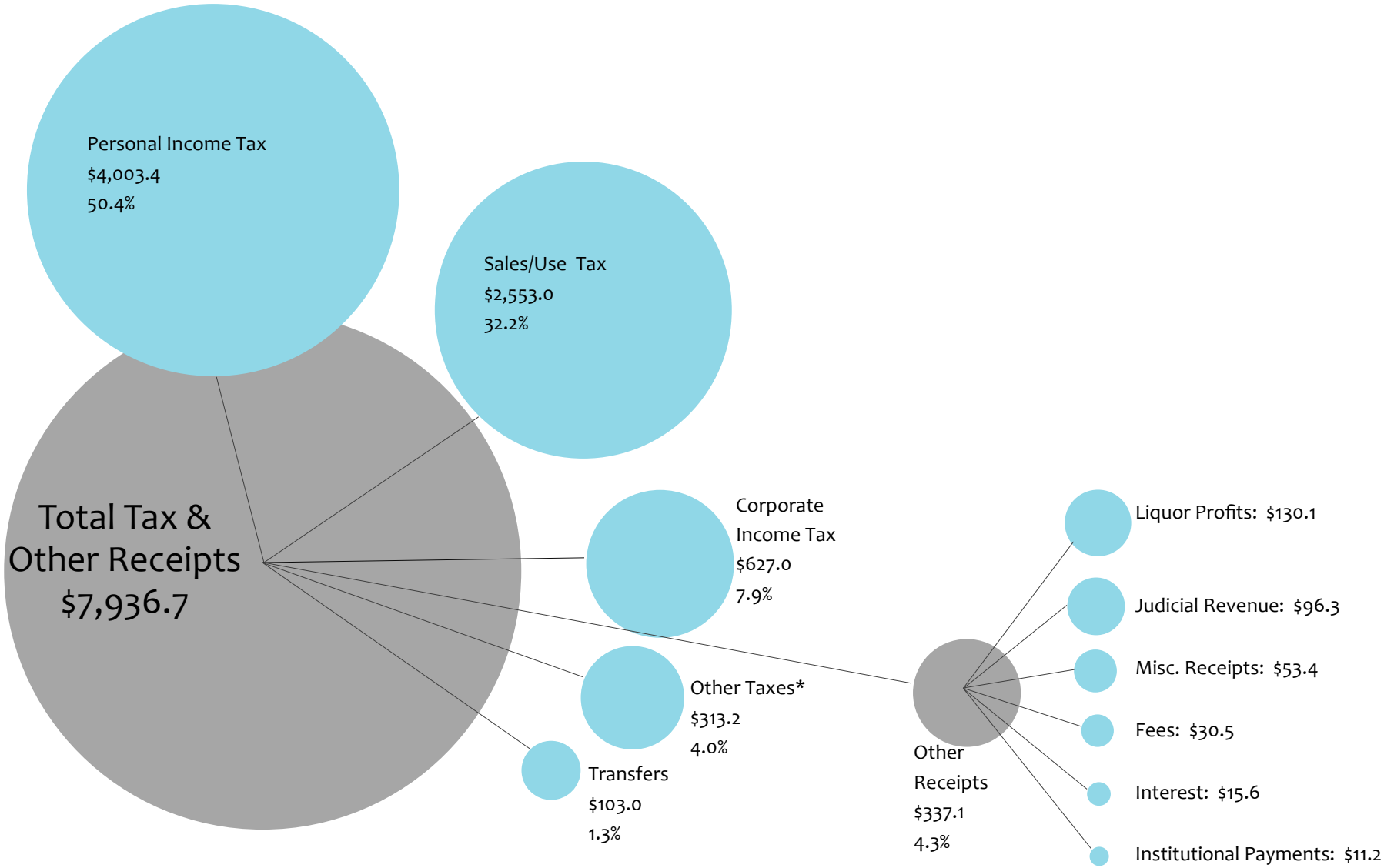

The numbers on this chart reflect the Revenue Estimating Conference (REC) estimates agreed to on May 29, 2020, and adjusted for law changes enacted after the May REC meeting. The individual taxes have been adjusted for refunds and law changes. Figures may not equal totals due to rounding.

* Other taxes include: Insurance premium tax, beer tax, franchise tax, and other miscellaneous taxes.

FY 2021 Estimated Total Net General Fund Receipts (In Millions)

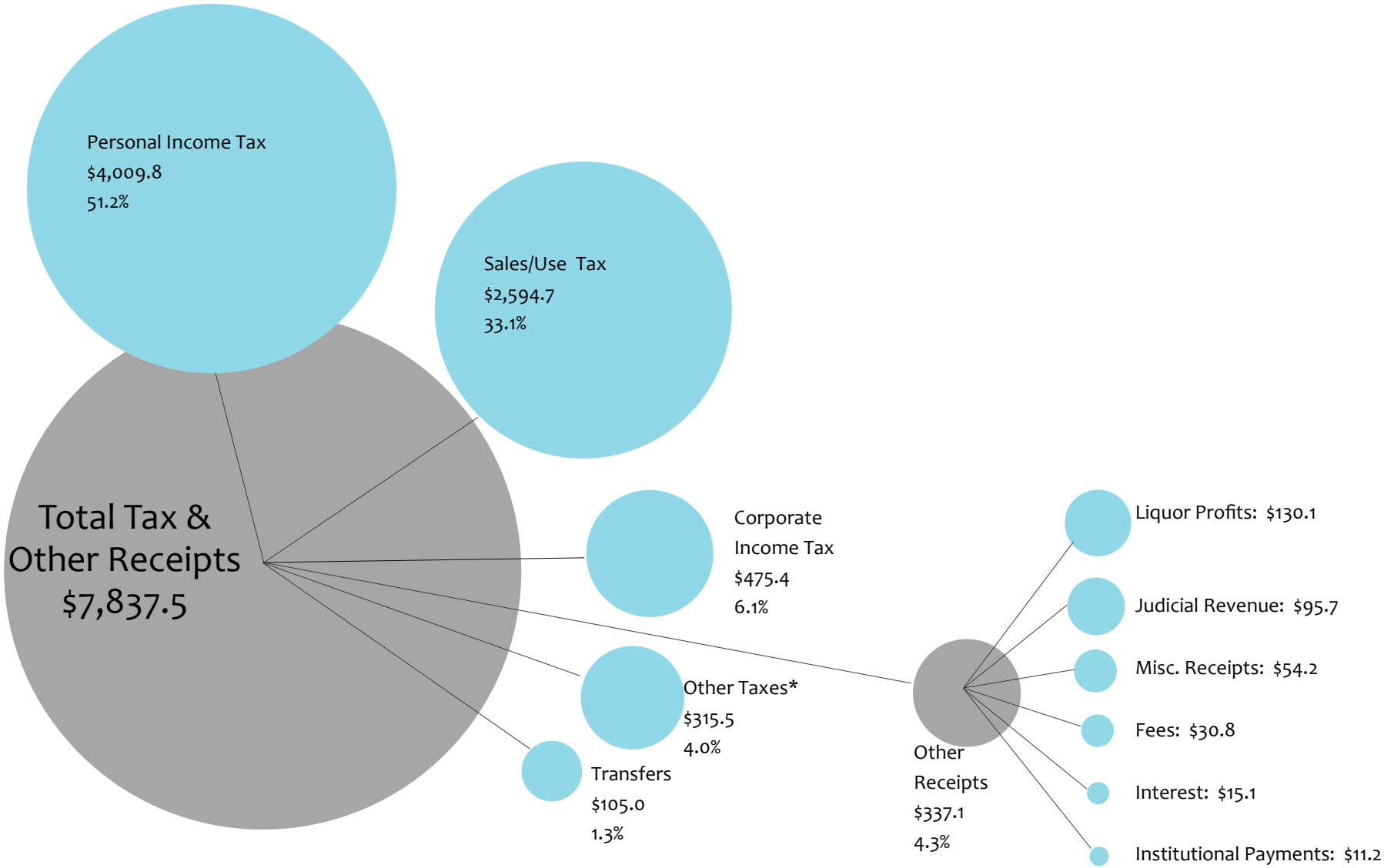

The numbers on this chart reflect the Revenue Estimating Conference (REC) estimates agreed to on May 29, 2020 and adjusted for law changes enacted after the May REC meeting. The individual taxes have been adjusted for refunds and law changes. Figures may not equal totals due to rounding.

* Other taxes include: Insurance premium tax, beer tax, franchise tax, and other miscellaneous taxes.

REVENUE ESTIMATING CONFERENCE

May 29, 2020

	FY 18 Actual	FY 19 Actual	% Change FY 19 vs. FY 18 Actual	REC FY 20 Estimate 12-Mar-20	% Change FY 20 Est. vs. FY 19 Actual	REC FY 21 Estimate 12-Mar-20	% Change FY 21 Est. vs. FY 20 Estimate	REC FY 20 Estimate 29-May-20	% Change FY 20 Est. vs. FY 19 Actual	REC FY 21 Estimate 29-May-20	% Change FY 21 Est. vs. FY 20 Estimate
Tax Receipts											
Personal Income Tax	$4,746.7	$4,944.0	4.2%	$4,995.1	1.0%	$5,050.6	1.1%	$4,613.2	-6.7%	$5,141.4	11.4%
Sales/Use Tax	2,941.5	3,045.5	3.5%	3,233.4	6.2%	3,342.1	3.4%	3,147.8	3.4%	3,174.6	0.9%
Corporate Income Tax	565.0	706.3	25.0%	726.5	2.9%	692.2	-4.7%	648.3	-8.2%	748.4	15.4%
Inheritance Tax	83.1	80.7	-2.9%	77.5	-4.0%	81.4	5.0%	88.8	10.0%	87.0	-2.0%
Insurance Premium Tax	121.8	153.4	25.9%	135.2	-11.9%	138.4	2.4%	145.9	-4.9%	152.3	4.4%
Beer Tax	13.7	13.5	-1.5%	13.5	0.0%	13.5	0.0%	12.6	-6.7%	12.9	2.4%
Franchise Tax	46.7	59.6	27.6%	56.4	-5.4%	62.5	10.8%	57.0	-4.4%	73.3	28.6%
Miscellaneous Tax	1.7	14.1	729.4%	24.0	70.2%	20.6	-14.2%	24.4	73.0%	20.4	-16.4%
Total Tax Receipts	$8,520.2	$9,017.1	5.8%	$9,261.6	2.7%	$9,401.3	1.5%	$8,738.0	-3.1%	$9,410.3	7.7%
Other Receipts											
Institutional Payments	$12.0	$11.2	-6.7%	$10.6	-5.4%	$10.6	0.0%	$11.2	0.0%	$11.2	0.0%
Liquor Profits	118.1	125.6	6.4%	129.1	2.8%	129.1	0.0%	129.1	2.8%	129.1	0.0%
Interest	4.7	9.0	91.5%	13.7	52.2%	13.7	0.0%	15.3	70.0%	15.3	0.0%
Fees	26.1	28.9	10.7%	27.6	-4.5%	27.6	0.0%	30.8	6.6%	30.8	0.0%
Judicial Revenue	97.4	95.4	-2.1%	95.4	0.0%	95.4	0.0%	95.4	0.0%	95.4	0.0%
Miscellaneous Receipts	52.3	64.4	23.1%	53.9	-16.3%	54.2	0.6%	54.2	-15.8%	54.2	0.0%
Total Other Receipts	$310.6	$334.5	7.7%	$330.3	-1.3%	$330.6	0.1%	$336.0	0.4%	$336.0	0.0%
Gross Tax & Other Receipts	$8,830.8	$9,351.6	5.9%	$9,591.9	2.6%	$9,731.9	1.5%	$9,074.0	-3.0%	$9,746.3	7.4%
Accruals (Net)	$48.0	$19.2		$16.8		$14.7		$361.1		$-350.9	
Refund (Accrual Basis)	$-1,135.1	$-1,131.9	-0.3%	$-1,093.0	-3.4%	$-1,069.5	-2.2%	$-1,085.5	-4.1%	$-1,104.0	1.7%
School Infras. Refunds (Accrual)	-$480.8	-$503.1	4.6%	$-534.0	6.1%	$-550.4	3.1%	$-511.4	1.6%	$-519.8	1.6%
Total Net Receipts	**$7,262.9**	**$7,735.8**	**6.5%**	**$7,981.7**	**3.2%**	**$8,126.7**	**1.8%**	**$7,838.2**	**1.3%**	**$7,771.6**	**-0.8%**
Transfers (Accrual Basis)											
Lottery	$84.6	$90.4	6.9%	$83.0	-8.2%	$84.0	1.2%	$77.0	-14.8%	$79.0	2.6%
Other Transfers	36.4	32.6	-10.4%	26.0	-20.2%	26.0	0.0%	26.0	-20.2%	26.0	0.0%
Net Receipts Plus Transfers	$7,383.9	$7,858.8	6.4%	$8,090.7	3.0%	$8,236.7	1.8%	$7,941.2	1.0%	$7,876.6	-0.8%
Estimated Gambling Revenues Deposited to Other Funds	$292.1	$291.4	-0.2%	$293.6	0.8%	$293.6	0.0%	$220.7	-24.3%	$268.6	21.7%
Interest on Reserve Funds	$7.7	$14.7	90.9%	$16.0	8.8%	$15.0	-6.3%	$16.0	8.8%	$17.0	6.3%

There are no post-REC adjustments to the March 2020 estimate.

FY 2022 Estimate --> 8,199.5 4.1%

FY 2020 Estimated Net General Fund Appropriations (In Millions)

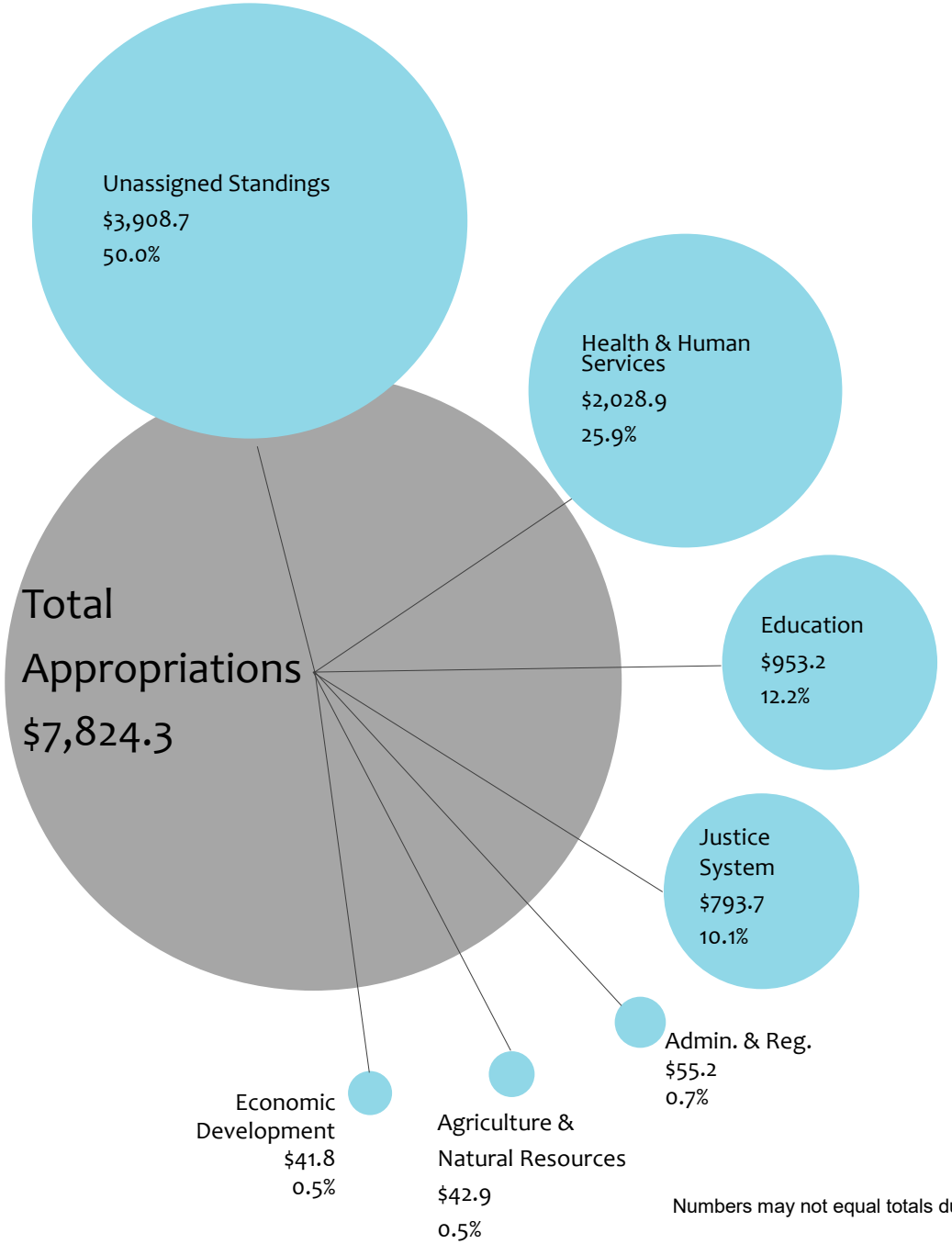

Numbers may not equal totals due to rounding.

FY 2021 Estimated General Fund Appropriations (In Millions)

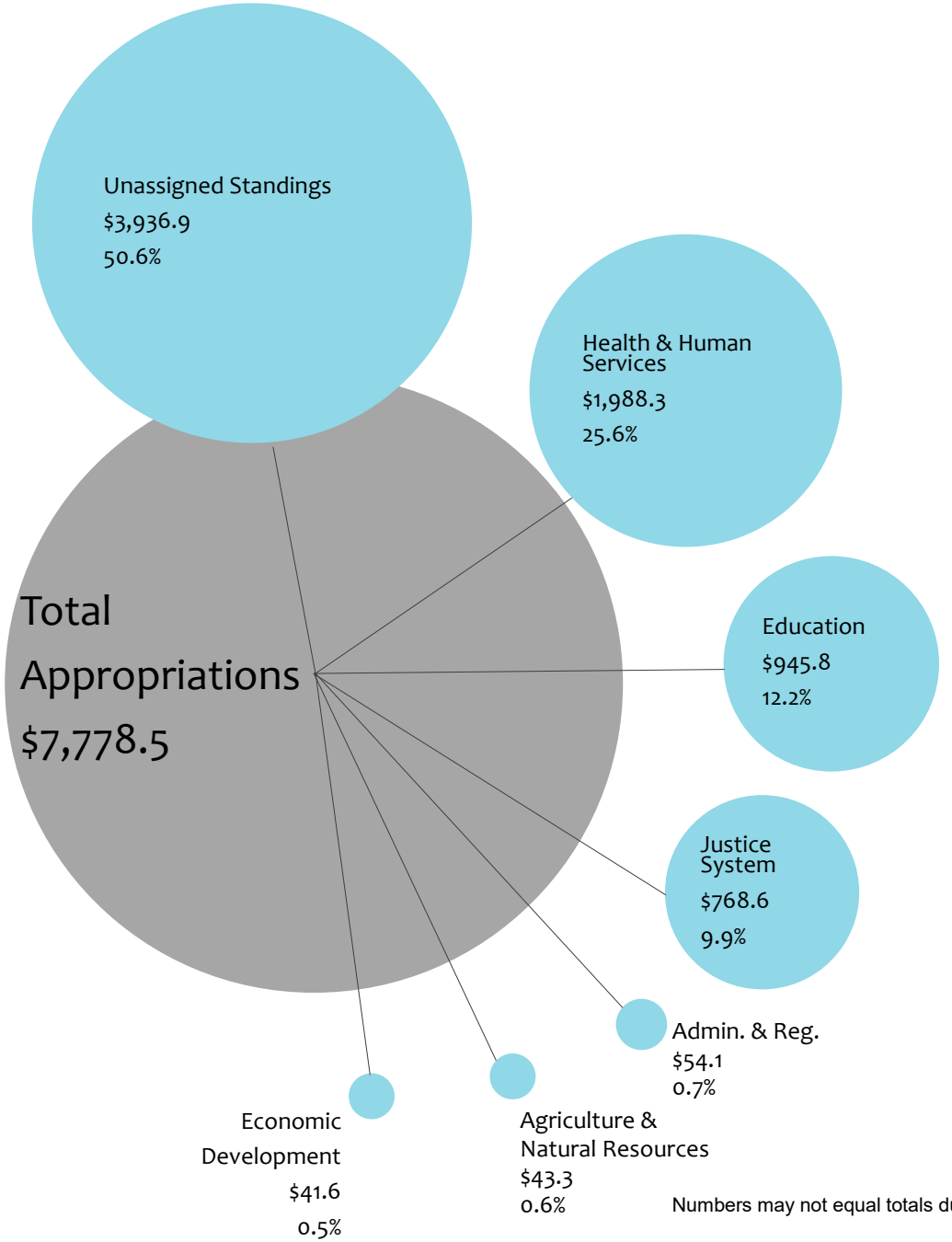

Numbers may not equal totals due to rounding.

Change Compared to Est. Net FY 2020



Flow of General Fund Surplus — Estimated FY 2021 (Dollars in Millions)

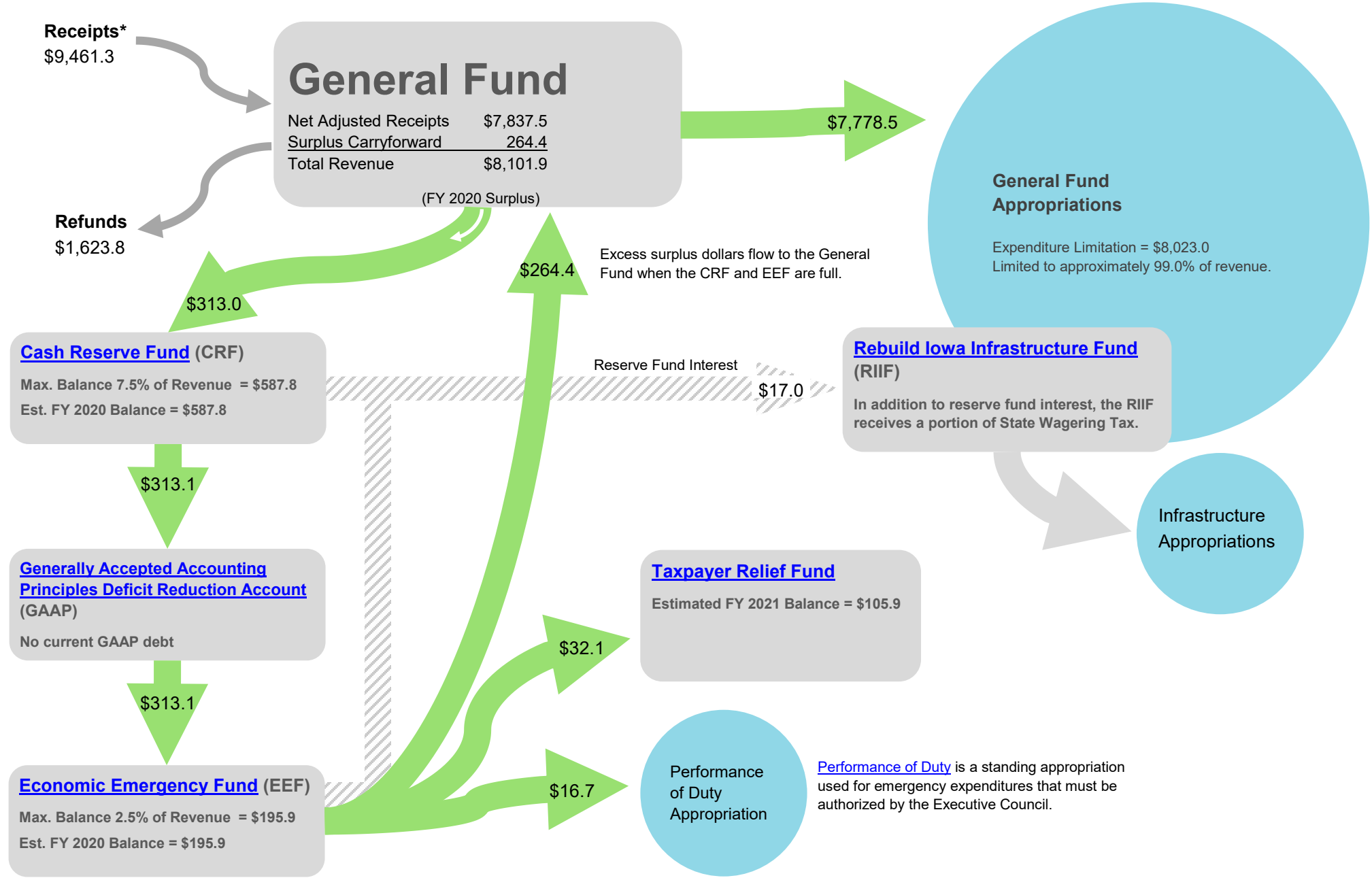

* Includes transfers, accruals, and revenue adjustments.

Note: Numbers may not equal totals due to rounding.

For more information, see the General Fund Balance Sheet.

Fiscal Year Appropriations by Subcommittee — FY 2012 - FY 2021

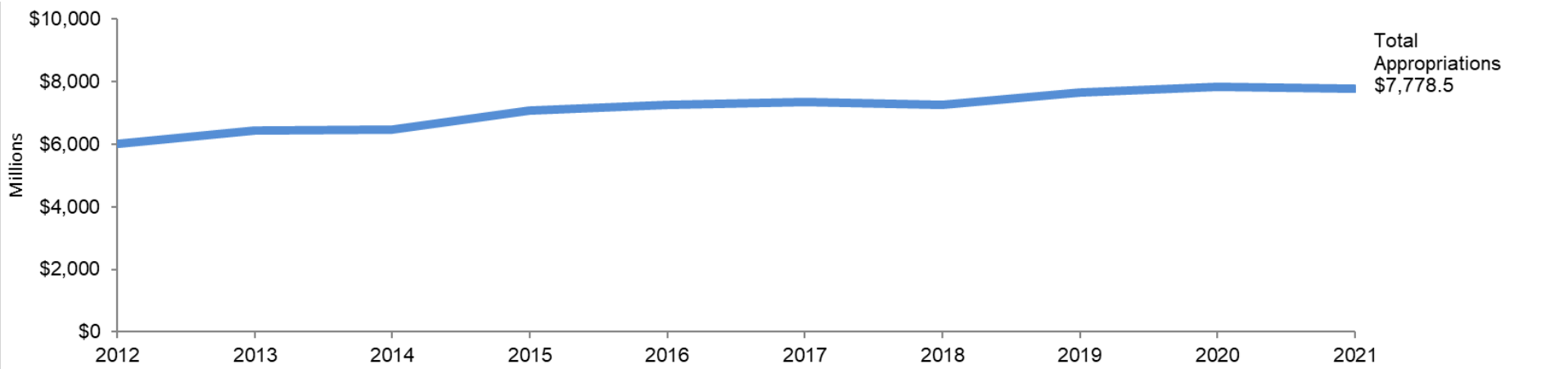

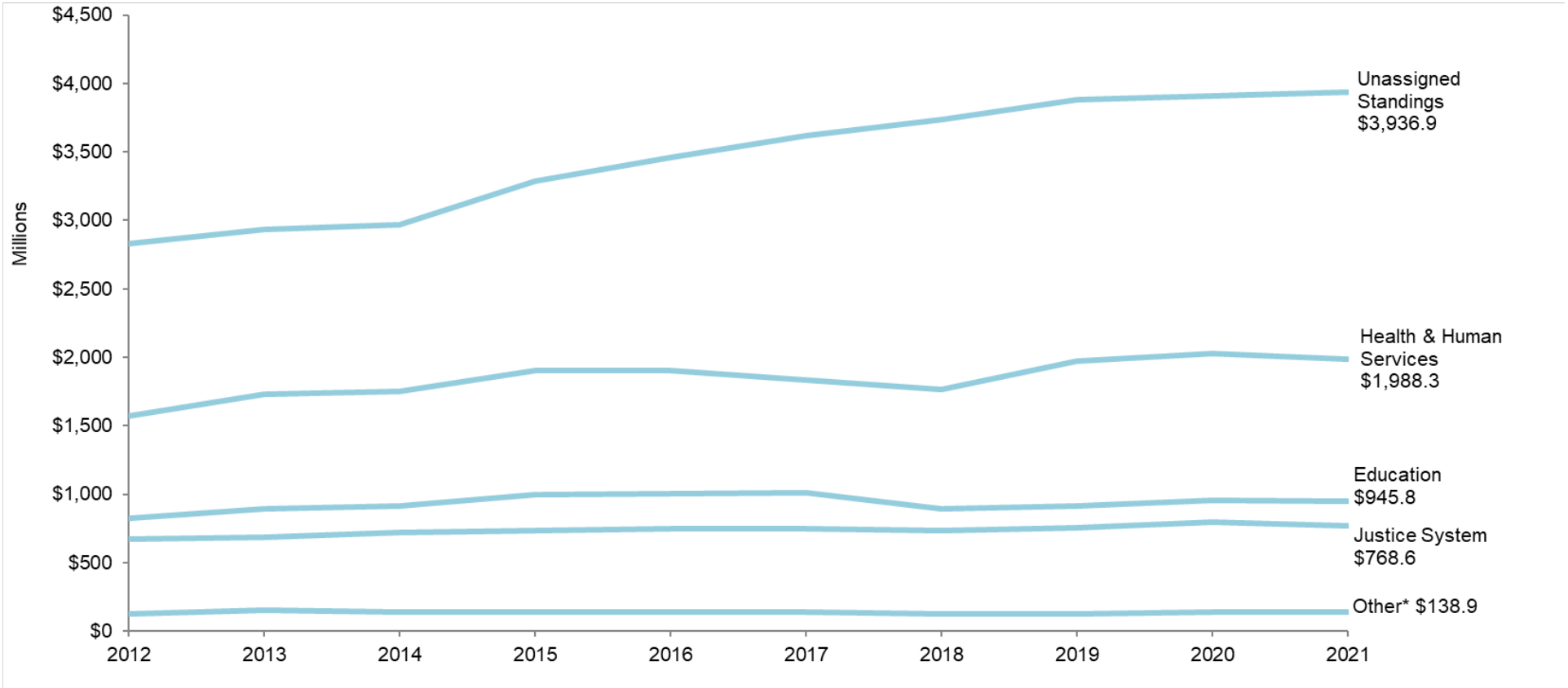

* Other includes: Administration and Regulation ($54.1), Agriculture and Natural Resources ($43.3), and Economic Development ($41.6).

General Fund Appropriations — FY 2012 - FY 2021

(Not Adjusted for Inflation)

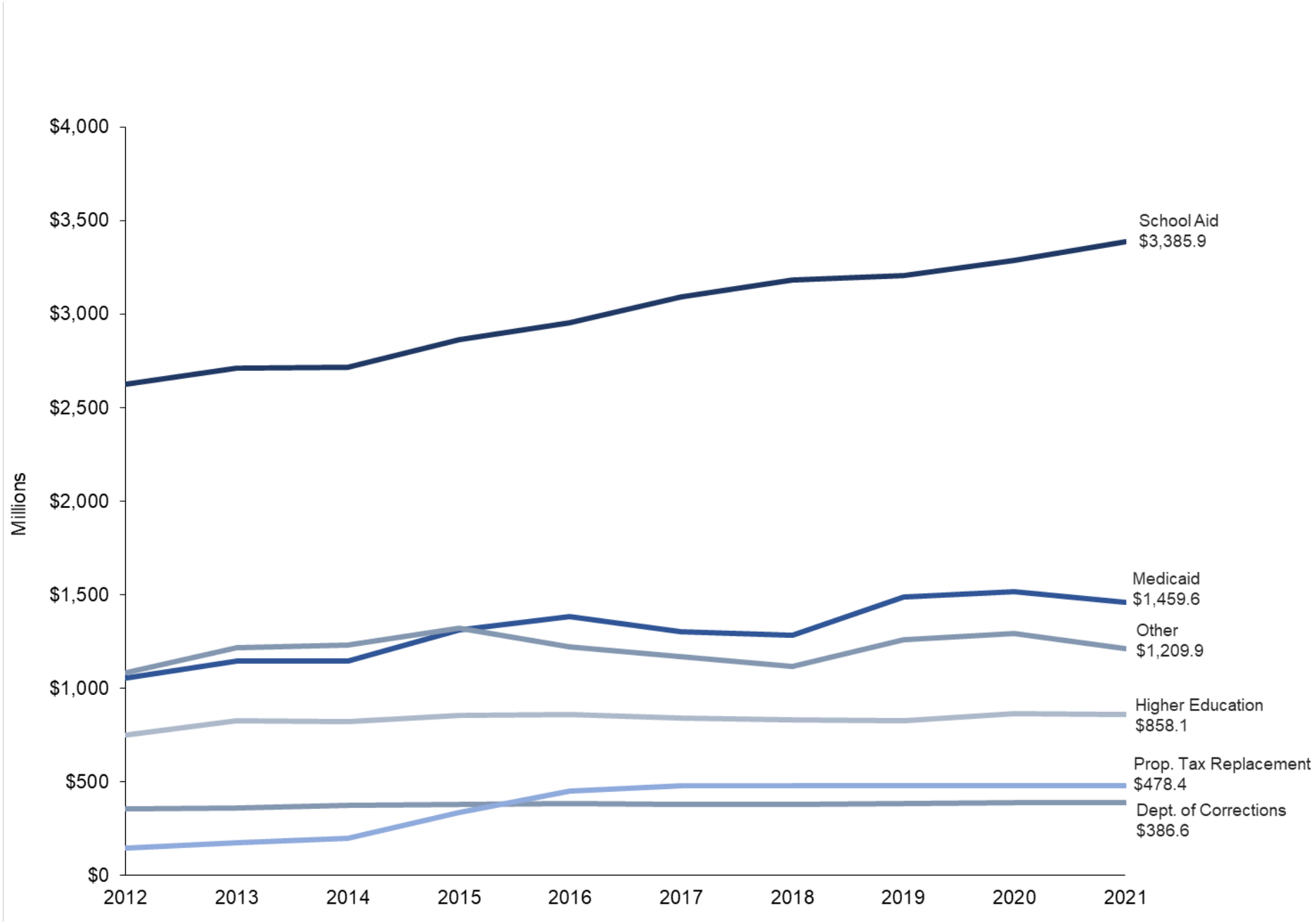

State of Iowa
Projected Condition of the General Fund
(In Millions)

	Actual FY 2019	Revised FY 2020	Enacted FY 2021
Resources			
Receipts (Mar 2019 Est)	$ 7,858.9	$ 8,090.7	$ 8,236.7
May REC Adjustment	0.0	- 149.5	- 360.1
Net Receipts	7,858.9	7,941.2	7,876.6
Revenue Adjustments	0.0	- 4.5	- 39.1
Subtotal Receipts	7,858.9	7,936.7	7,837.5
Surplus Carryforward	71.0	195.6	264.4
Total Available Resources	$ 7,929.9	$ 8,132.3	$ 8,101.9
Expenditure Limitation			***$ 8,023.0***
Estimated Appropriations and Expenditures			
Appropriations	$ 7,480.2	$ 7,642.6	$ 7,778.5
Adjustment to Standing Appropriations	- 2.8	- 3.8	0.0
Supplemental/Deappropriations	168.6	185.6	0.0
Total Appropriations	$ 7,646.0	$ 7,824.3	$ 7,778.5
Reversions	- 5.4	- 5.0	- 5.0
Net Appropriations	$ 7,640.6	$ 7,819.3	$ 7,773.5
Ending Balance - Surplus	$ 289.3	$ 313.0	$ 328.4
Under (Over) Expenditure Limitation			*$ 244.5*

State of Iowa

General Fund Appropriations Acts

(In Millions)

Act No.	Act Name	Enacted FY 2020 Adj.	Enacted FY 2021
HF 2642	Infrastructure Appropriations Act	$ 70.0	$ - 17.5
HF 2643	Omnibus Appropriations Act	2.4	4,321.9
SF 2142	School Supplemental State Aid Act	0.0	3,385.9
SF 2144	Supplemental Appropriations Act	21.3	0.0
SF 2164	School Transportation Equity Act	0.0	32.5
SF 2408	Supplemental and Continuing Appropriations Act	91.8	- 32.4
Current Law	Standing Appropriations (Current Law)	0.0	88.0
	Total	$ 185.6	$ 7,778.5

State of Iowa
General Fund Revenue Adjustments by Act
(In Millions)

Act No.	Description	Enacted FY 2020	Enacted FY 2021
HF 760	Hotel and Motel Local Sales Tax	$ 0.0	$ 2.7
HF 2340	529 Plan Out-of-State Private Schools	0.0	- 0.2
HF 2641	Department of Revenue Omnibus Act	- 4.5	- 41.9
SF 457	Criminal Surcharge and Court Fee Reform	0.0	0.3
Total Revenue Adjustments		$ - 4.5	$ - 39.1

State of Iowa
Expenditure Limitation Calculation
(In Millions)

		Enacted		
		Amount	%	Expend. Limit
Revenue Estimating Conference				
Total (May 2020 Estimate)		$ 7,876.6	99%	$ 7,797.8
Revenue Adjustments:				
HF 760	Hotel and Motel Local Sales Tax	2.7	95%	2.6
HF 2340	529 Plan Out-of-State Private Schools	- 0.2	100%	- 0.2
HF 2641	Department of Revenue Omnibus Act	- 41.9	100%	- 41.9
SF 457	Criminal Surcharge and Court Fee Reform	0.3	95%	0.3
Subtotal Revenue Adjustment		$ - 39.1		$ - 39.2
Transfer from Surplus		$ 264.4	100%	$ 264.4
Total Adjustments		$ 225.3		$ 225.2
Expenditure Limitation				$ 8,023.0

State of Iowa Reserve Funds
(In Millions)

	Actual FY 2019	Revised FY 2020	Enacted FY 2021
Cash Reserve Fund			
Funds Available			
Balance Brought Forward	$ 442.4	$ 571.6	$ 587.9
General Fund Transfer from Surplus	127.3	289.3	313.0
Special General Fund Appropriation	113.1	0.0	0.0
Total Funds Available	$ 682.8	$ 860.9	$ 900.9
Transfer to Economic Emergency Fund	- 111.2	- 273.0	- 313.1
Balance	$ 571.6	$ 587.9	$ 587.8
Maximum 7.5%	*$ 571.6*	*$ 587.9*	*$ 587.8*
Economic Emergency Fund			
Funds Available			
Balance Brought Forward	$ 177.9	$ 185.6	$ 196.0
Excess from Cash Reserve	111.2	273.0	313.1
Executive Council − Performance of Duty	- 14.2	- 7.0	- 16.7
Total Funds Available	$ 274.9	$ 451.6	$ 492.4
FY 2019 Performance of Duty Expense*	$ - 4.9	$ 0.0	$ 0.0
Excess Surplus	- 84.4	- 255.6	- 296.5
Emergency Appropriation - SF 2408	0.0	- 17.0	0.0
Iowa Coronavirus Relief Fund Transfer	0.0	17.0	0.0
Balance	$ 185.6	$ 196.0	$ 195.9
Maximum 2.5%	*$ 190.5*	*$ 196.0*	*$ 195.9*
Distribution of Excess Surplus			
Transfer to General Fund	$ 71.0	$ 195.6	$ 194.4
One-time Transfer to General Fund	0.0	0.0	70.0
Transfer to Taxpayer Relief Fund	13.4	60.0	32.1
Total	$ 84.4	$ 255.6	$ 296.5
Combined Reserve Fund Balances			
Cash Reserve Fund	$ 571.6	$ 587.9	$ 587.8
Economic Emergency Fund	185.6	196.0	195.9
Total CRF and EEF	$ 757.2	$ 783.9	$ 783.7
Statutory Maximum			
Cash Reserve Fund	$ 571.6	$ 587.9	$ 587.8
Economic Emergency Fund	190.5	196.0	195.9
Total CRF and EEF	$ 762.1	$ 783.9	$ 783.7

* An adjustment of $4.9 million was made to the FY 2019 Performance of Duty appropriation to account for actual year-end expenditures exceeding the previous estimate of $14.2 million. The adjustment occurred during the FY 2019 "hold-open" period, which was after the excess FY 2018 General Fund surplus dollars were transferred back to the General Fund for FY 2019.

Adjusted Revenue Estimate
and Reserve Fund Goal Calculations

(In Millions)

	FY 2018	FY 2019	FY 2020	Enacted FY 2021
REC Estimates	$ 7,364.5	$ 7,527.0	$ 7,848.4	$ 7,876.6
Revenue Adjustments	6.0	94.9	-9.3	-39.1
Adjusted Revenue Estimate	$ 7,370.5	$ 7,621.9	$ 7,839.1	$ 7,837.5
Reserve Fund Goals				
Cash Reserve Fund	$ 552.8	$ 571.6	$ 587.9	$ 587.8
Economic Emergency Fund	184.3	190.5	196.0	195.9
Total	$ 737.1	$ 762.1	$ 783.9	$ 783.7

Taxpayer Relief Fund

(In Millions)

	FY 2019	FY 2020	Enacted FY 2021
Funds Available			
Balance Brought Forward	$ 8.4	$ 13.5	$ 73.8
General Fund Surplus Transfer	13.4	60.0	32.1
Interest	0.1	0.3	0.0
Total Funds Available	$ 21.9	$ 73.8	$ 105.9
Expenditures			
Transfer to the General Fund	$ - 8.4	$ 0.0	$ 0.0
Ending Balance	$ 13.5	$ 73.8	$ 105.9

State Tax Credit Claims Projection

(In Millions)

Tax Credit Program	Actual FY 2019	Est FY 2020	Est FY 2021
Capped Programs			
High Quality Jobs Program	$ 35.3	$ 47.7	$ 57.8
Historic Preservation Tax Credit	36.4	46.5	48.6
Redevelopment Tax Credit	9.0	8.9	12.7
School Tuition Organization Tax Credit	10.8	10.9	13.4
Workforce Housing Tax Incentive Program	14.7	24.0	12.7
All Other Programs	41.8	40.7	38.7
Total Capped Programs	$ 148.1	$ 178.7	$ 184.0
Uncapped Programs			
Biodiesel Blended Fuel Tax Credit	$ 17.3	$ 21.7	$ 22.1
Earned Income Tax Credit	66.9	71.8	72.3
Iowa Industrial New Jobs Training Program (260E)	37.2	42.2	43.0
Research Activities Tax Credit	84.2	77.6	77.7
Tuition and Textbook Tax Credit	14.5	14.8	14.8
All Other Programs	20.0	23.6	26.2
Total Uncapped Programs	$ 240.0	$ 251.7	$ 256.0
Tax Credit Program Total	**$ 388.1**	**$ 430.4**	**$ 440.0**

Note: These estimates are based on the Tax Credit Expected Claims Projection published by the Department of Revenue in May 2020 in the Tax Credits Contingent Liabilities Report. The table above reflects the tax credits that are likely to be claimed in a given fiscal year based on the previous year.

The numbers may not equal totals due to rounding.

Rebuild Iowa Infrastructure Fund

	Actual FY 2019	Est Net FY 2020	Enacted FY 2021	FY 2022	FY 2023	FY 2024
Resources						
Balance Forward	$ 10,882,659	$ 10,921,715	$ 1,764,144	$ 72,108	NA	NA
Wagering Taxes and Fees	163,317,037	90,700,000	138,600,000	159,810,000	159,810,000	159,810,000
General Fund Appropriation	0	70,000,000	0			
Interest	15,728,014	16,000,000	17,000,000	17,000,000	17,000,000	17,000,000
MSA Tobacco Payments	10,900,749	10,790,405	10,790,405	10,790,405	10,790,405	10,790,405
MSA Tobacco Litigation Settlements	2,209,594	2,209,595	2,209,595	2,209,595	2,209,595	2,209,595
Total Resources	$ 203,038,053	$ 200,621,715	$ 170,364,144	$ 189,882,108	$ 189,810,000	$ 189,810,000
Appropriations						
Administrative Services						
Major Maintenance	$ 24,500,000	$ 20,000,000	$ 12,000,000	$ 20,000,000	$ 20,000,000	$ 20,000,000
Routine Maintenance	2,000,000	2,000,000	1,000,000	2,000,000	2,000,000	2,000,000
Security Cameras	0	0	250,000	0	0	0
Agriculture & Land Stewardship						
Water Quality Initiative	5,200,000	5,200,000	5,200,000	0	0	0
Ag Drainage Wells	1,875,000	0	0	0	0	0
Renewable Fuels Infrastructure Fund	3,000,000	3,000,000	3,000,000	0	0	0
Chief Information Officer						
Broadband Improvements	1,300,000	0	0	0	0	0
Corrections						
CBC Fire Suppression System	0	150,000	0	0	0	0
Cultural Affairs						
Great Places Infrastructure Grants	1,000,000	1,000,000	1,000,000	0	0	0
Strengthening Communities Grants	250,000	250,000	250,000	0	0	0
Economic Development						
Community Attraction & Tourism Grants	5,000,000	5,000,000	5,000,000	0	0	0
Regional Sports Authorities	500,000	500,000	500,000	0	0	0
World Food Prize	300,000	300,000	0	0	0	0
Vacant Buildings Demolition Fund	0	1,000,000	0	1,000,000	0	0
Vacant Buildings Rehabilitation Fund	0	1,000,000	0	1,000,000	0	0
Independence Innovation Center	0	200,000	800,000	0	0	0
Lewis and Clark Regional Water System	4,750,000	0	0	0	0	0
Junior Olympics	250,000	0	0	0	0	0
Gas Pipeline	250,000	0	0	0	0	0

Rebuild Iowa Infrastructure Fund

	Actual FY 2019	Est Net FY 2020	Enacted FY 2021	FY 2022	FY 2023	FY 2024
Human Services						
Childserve Project	500,000	0	0	500,000	0	0
ADA Projects	0	0	596,500	0	0	0
Nursing Home Facility Improvements	500,000	500,000	500,000	0	0	0
Iowa Finance Authority						
State Housing Trust Fund (Standing)	3,000,000	3,000,000	3,000,000	3,000,000	3,000,000	3,000,000
State Housing Trust Fund	0	50,000	0	0	0	0
Iowa Law Enforcement Academy						
Law Enforcement Academy Remodel	1,449,938	10,826,911	0	0	0	0
Law Enforcement Academy Furniture	0	0	280,000	0	0	0
Judicial Branch						
Polk County Justice Center	1,464,705	0	0	0	0	0
Other County Justice Center Furnishings	0	193,620	211,455	0	0	0
Judicial Branch Building	0	0	400,000	0	0	0
Legislative Branch						
Capitol Building Maintenance	500,000	500,000	500,000	500,000	500,000	500,000
Capitol Building Gutter Replacement	0	0	1,250,000	1,250,000	0	0
Management						
Environment First Fund	42,000,000	42,000,000	42,000,000	42,000,000	42,000,000	42,000,000
Technology Reinvestment Fund	14,400,000	18,069,975	18,550,000	0	0	0
Natural Resources						
State Park Infrastructure	2,000,000	2,000,000	1,000,000	0	0	0
Lake Restoration	9,600,000	9,600,000	8,600,000	0	0	0
Water Trails and Low Head Dam Grants	500,000	500,000	250,000	0	0	0
Public Defense						
Facility/Armory Maintenance	1,000,000	1,000,000	1,000,000	0	0	0
Statewide Modernization - Readiness Centers	1,000,000	1,000,000	1,000,000	0	0	0
Camp Dodge Infrastructure Upgrades	250,000	250,000	250,000	0	0	0
Public Safety						
State Communication System	1,351,666	3,719,355	3,960,945	0	0	0
Tasers	740,000	0	0	0	0	0
Lab Liquid Chromatograph	0	325,000	0	0	0	0
Explosive Trace Detectors	0	29,000	0	0	0	0
Iowa State Patrol Aircraft	0	0	1,713,170	0	0	0
Ballistic Vests	0	0	467,500	0	0	0
Bomb Suits	0	0	384,000	0	0	0

Rebuild Iowa Infrastructure Fund

	Actual FY 2019	Est Net FY 2020	Enacted FY 2021	Enacted FY 2022	Enacted FY 2023	Enacted FY 2024
Regents						
Tuition Replacement	31,471,292	28,098,870	28,268,466	0	0	0
ISU Student Innovation Center	6,000,000	7,000,000	6,625,000	13,375,000	0	0
ISU Biosciences Building	4,000,000	0	0	0	0	0
UI Pharmacy Building Renovation	5,500,000	0	0	0	0	0
ISU Veterinary Lab	1,000,000	12,500,000	8,900,000	12,500,000	12,500,000	16,100,000
ISD Long Hall Renovation	0	3,000,000	1,325,000	0	0	0
UNI Industrial Technology Center Renovation	0	0	1,000,000	13,000,000	18,000,000	8,500,000
State Fair						
NW Events Area Construction and Remodel	8,500,000	0	0	0	0	0
4H Building Renovation	0	500,000	4,500,000	0	0	0
State Historical Building Relocation Study	0	500,000	0	0	0	0
Transportation						
Railroad Revolving Loan and Grant	1,000,000	1,000,000	500,000	0	0	0
Recreational Trails	1,000,000	1,500,000	1,000,000	0	0	0
Public Transit Vertical Infrastructure Grants	1,500,000	1,500,000	500,000	0	0	0
Commercial Air Service Vertical Infra. Grants	1,500,000	1,900,000	1,000,000	0	0	0
General Aviation Vertical Infra. Grants	700,000	1,000,000	650,000	0	0	0
Treasurer						
County Fair Infrastructure	1,060,000	1,060,000	1,060,000	0	0	0
Veterans Affairs						
Mechanical and Electrical Distribution	0	6,134,840	50,000	0	0	0
Net Appropriations	$ 193,662,601	$ 198,857,571	$ 170,292,036	$ 110,125,000	$ 98,000,000	$ 92,100,000
Reversions	-1,546,263	0	0	0	0	0
Ending Balance	$ 10,921,715	$ 1,764,144	$ 72,108	$ 79,757,108	$ 91,810,000	$ 97,710,000

NA = Not applicable. The balances carried forward to FY 2023 and FY 2024 will not be known until additional spending decisions are made for FY 2022 during the 2021 Legislative Session.

Technology Reinvestment Fund

	Final FY 2019	Est Net FY 2020	Enacted FY 2021
Resources			
Beginning Balance	$ 19,635	$ 5,855	$ 10,855
RIIF Appropriation	14,400,000	18,069,975	18,550,000
Total Available Resources	$ 14,419,635	$ 18,075,830	$ 18,560,855
Appropriations			
Office of the Chief Information Officer			
Information Technology Consolidation Projects	$ 1,000,000	$ 1,000,000	$ 0
Department of Corrections			
Technology Projects	0	629,000	0
Building Automation	0	0	500,000
Department of Education			
ICN Part III & Maintenance & Leases	2,727,000	2,727,000	2,727,000
Statewide Education Data Warehouse	600,000	600,000	600,000
IPTV Equipment Replacement	500,000	500,000	1,000,000
Department of Homeland Security			
Mass Notification and Emer. Messaging System	400,000	400,000	400,000
Department of Human Rights			
Criminal Justice Info System Integration (CJIS)	1,200,000	1,200,000	1,400,000
Justice Data Warehouse	157,980	157,980	157,980
Department of Human Services			
Medicaid Technology	636,000	1,228,535	1,979,319
Family and Children Services System Replacement	0	5,525,660	0
Iowa Poison Control Center	0	0	34,000
Iowa Communications Network			
Firewall Protection	0	0	2,071,794
Iowa Ethic and Campaign Disclosure Board			
Candidate Reporting System	0	0	500,000
Iowa Law Enforcement Academy			
Online Learning Platform	0	15,000	400,000
Department of Inspections and Appeals			
State Public Defender Online Attorney Billings	88,800	0	0
Electronic Storage Space Study	0	50,000	0
Judicial Branch			
Technology Projects	3,000,000	0	163,000

Technology Reinvestment Fund

	Final FY 2019	Est Net FY 2020	Enacted FY 2021
Department of Management			
Transparency Project	45,000	45,000	45,000
Local Government Budget & Property Tax Upgrade	600,000	120,000	624,000
Electronic Grant Management System	70,000	50,000	70,000
Department of Natural Resources			
New Online Application	954,000	0	0
Board of Parole			
Record Digitization	50,000	0	0
Department of Public Health			
Medical Cannabidiol Registry	350,000	0	0
State Medical Examiner Equipment	0	0	395,000
AMANDA System	0	796,800	0
Department of Revenue			
Tax System Modernization	0	0	4,070,460
Department of Public Safety			
Crime Scene Processing Equipment	125,000	0	0
Radio Upgrades	860,000	0	0
Lab Management System	0	300,000	0
Virtual Storage Archival System	0	290,000	0
Evidence Management	0	80,000	0
Post 16 Technology Upgrade	0	250,000	0
Secretary of State			
Voter Registration System	1,050,000	2,100,000	1,400,000
Veterans Affairs			
Computer Equipment	0	5,000	21,000
Total Appropriations	$ 14,413,780	$ 18,069,975	$ 18,558,553
Reversions	0	-5,000	0
Ending Balance	$ 5,855	$ 10,855	$ 2,302

Environment First Fund

	Actual FY 2019	Est Net FY 2020	Enacted FY 2021
Resources			
Balance Forward	$ 85,850	$ 85,850	$ 85,850
RIIF Appropriation	42,000,000	42,000,000	42,000,000
Total Resources	$ 42,085,850	$ 42,085,850	$ 42,085,850
Appropriations			
Department of Agriculture			
Soil Conservation Cost Share	$ 8,325,000	$ 8,325,000	$ 8,325,000
Soil & Water Conservation Fund	3,800,000	3,800,000	3,800,000
Water Quality Initiative	2,375,000	2,375,000	2,375,000
Conservation Reserve Enhancement (CREP)	1,000,000	1,000,000	1,000,000
Conservation Reserve Program (CRP)	900,000	900,000	900,000
Watershed Protection Program	900,000	900,000	900,000
Total Department of Agriculture	$ 17,300,000	$ 17,300,000	$ 17,300,000
Department of Natural Resources			
REAP Program	$ 12,000,000	$ 12,000,000	$ 12,000,000
Park Operations and Maintenance	6,235,000	6,235,000	6,235,000
Water Quality Monitoring Stations	2,955,000	2,955,000	2,955,000
Animal Feeding Operations	1,320,000	1,320,000	1,320,000
Water Quality Protection	500,000	500,000	500,000
Air Quality Monitoring Program	425,000	425,000	425,000
Floodplain Management	375,000	375,000	375,000
GIS Information for Watersheds	195,000	195,000	195,000
Total Department of Natural Resources	$ 24,005,000	$ 24,005,000	$ 24,005,000
Board of Regents			
Water Quantity Program	$ 495,000	$ 495,000	$ 495,000
Geological and Water Survey	200,000	200,000	200,000
Total Board of Regents	$ 695,000	$ 695,000	$ 695,000
Total Appropriations	$ 42,000,000	$ 42,000,000	$ 42,000,000
Reversions	0	0	0
Ending Balance	$ 85,850	$ 85,850	$ 85,850

Temporary Assistance for Needy Families Fund

	Actual FY 2019	Est Net FY 2020	Enacted FY 2021
Revenues			
Beginning Balance	$ 251,315	$ 1,067,624	$ 3,753,354
TANF Surplus from CFS	0	1,089,807	0
TANF Payment	130,558,068	130,558,068	130,558,068
Total Revenues	$ 130,809,383	$ 132,715,499	$ 134,311,422
Appropriations			
Family Investment Program			
Family Investment Program	$ 3,685,633	$ 3,507,371	$ 5,002,006
FaDSS	2,875,968	2,888,980	2,898,980
JOBS Program	5,192,060	5,225,088	5,412,060
Training and Technology	408,593	738,063	1,037,186
Child Abuse Prevention	72,863	125,000	125,000
Pregnancy Prevention	1,737,305	1,878,647	1,913,203
Child Care Assistance	47,166,826	47,166,826	47,166,826
Child and Family Services	32,380,654	32,380,654	32,380,654
General Administration	3,744,000	3,744,000	3,744,000
Field Operations	32,465,681	31,296,232	31,296,232
Expanded Categorical Eligibility for SNAP	12,176	11,284	14,236
Total Appropriations	$ 129,741,759	$ 128,962,145	$ 130,990,383
Reversions	0	0	0
Ending Balance	$ 1,067,624	$ 3,753,354	$ 3,321,039

Notes:

TANF - Temporary Assistance for Needy Families
FaDSS - Family Development and Self-Sufficiency Program
MH/DD - Mental Health and Developmental Disabilities
FIP - Family Investment Program
CFS - Child and Family Services

Medicaid Balance Sheet

	Actual FY 2019	Est Net FY 2020	Enacted FY 2021
Medicaid Funding			
Carryforward from Previous Year	$ 36,170,463	$ 87,888,114	$ 120,613,153
Palo Replacement Generation Tax	1,408,668	1,204,161	602,080
Health Care Trust Fund	202,680,114	197,755,241	182,830,000
Nursing Facility Quality Assurance Fund	34,138,988	54,100,000	56,305,139
Hospital Trust Fund	33,920,554	33,920,554	33,920,554
Medicaid Fraud Fund	612,518	150,000	150,000
Transfer Decategorization Reversion	2,932,149	907,404	0
CFS Foster Care Transfer	5,000,000	0	0
Total Non-General Fund Sources	$ 316,863,454	$ 375,925,474	$ 394,420,926
General Fund Appropriation	1,337,646,375	1,427,381,675	1,459,599,409
General Fund Supplemental	150,300,000	88,982,734	0
Total General Fund Sources	$ 1,487,946,375	$ 1,516,364,409	$ 1,459,599,409
Total Medicaid Funding	**$ 1,804,809,829**	**$ 1,892,289,883**	**$ 1,854,020,335**
Estimated State Medicaid Need	$ 1,572,484,966	$ 1,823,945,331	$ 1,932,680,545
FMAP Changes	-58,940,360	-53,120,556	-32,412,311
6.2% FMAP Adjustment — COVID-19	0	-125,000,000	-62,500,000
Health and Wellness Program Expenditures	7,200,000	16,900,000	13,454,459
Adjustment Due to Gov. Line Item Veto	-195,000	-195,000	0
MCO Capitation Increase	109,907,245	67,834,927	0
Risk Corridor Payments	21,817,026	0	0
Habilitation Risk Pool Adjustment	40,425,283	0	0
MCO Incentives	9,600,000	0	0
CY 2018 Health Insurer Fee Payment	14,622,555	0	0
FY 2020 Appropriations Act Changes	0	27,926,781	0
Nursing Facility Rebase	0	13,385,247	0
Adult and Children MH Funding	0	0	2,796,776
Total Estimated Medicaid Need	$ 1,716,921,715	$ 1,771,676,730	$ 1,854,019,469
Balance (Underfunded If Negative)	**$ 87,888,114**	**$ 120,613,153**	**$ 866**

MCO – Managed Care Organization
FMAP – Federal Medical Assistance Percentage
CFS – Child and Family Services

Iowa Skilled Worker and Job Creation Fund

	Actual FY 2019	Est Net FY 2020	Enacted FY 2021
Revenue			
Beginning Account Balance	$ 0	$ 0	$ 0
Wagering Tax Receipts	63,750,000	63,750,000	63,750,000
Total Revenues	$ 63,750,000	$ 63,750,000	$ 63,750,000
Appropriations & Expenses			
College Student Aid Commission			
Skilled Workforce Shortage Tuition Grant	$ 5,000,000	$ 5,000,000	$ 5,000,000
Future Ready Grant Program	0	1,000,000	1,000,000
Total College Student Aid Commission	$ 5,000,000	$ 6,000,000	$ 6,000,000
Economic Development Authority			
High Quality Jobs	13,650,000	11,700,000	11,700,000
STEM Internships	1,000,000	1,000,000	1,000,000
Future Ready Iowa Mentor Program	0	400,000	400,000
Empower Rural Iowa Housing Needs Assessment	0	100,000	100,000
Empower Rural Iowa Rural Innovation Grants	0	300,000	300,000
Total Economic Development Authority	$ 14,650,000	$ 13,500,000	$ 13,500,000
Department of Education			
Workforce Training and Econ Dev Funds	15,100,000	15,100,000	15,100,000
Adult Literacy for the Workforce	5,500,000	5,500,000	5,500,000
ACE Infrastructure	6,000,000	6,000,000	6,000,000
PACE and Regional Sectors	5,000,000	5,000,000	5,000,000
Gap Tuition Assistance Fund	2,000,000	2,000,000	2,000,000
Work-based Learning Intermediary Network	1,500,000	1,500,000	1,500,000
Workforce Prep Outcome Reporting	200,000	200,000	200,000
Total Department of Education	$ 35,300,000	$ 35,300,000	$ 35,300,000
Department of Workforce Development			
AMOS Training Program	100,000	100,000	100,000
Future Ready Iowa Coordinator	0	150,000	150,000
Total Department of Workforce Development	$ 100,000	$ 250,000	$ 250,000
Board of Regents			
Regents Innovation Fund	3,000,000	3,000,000	3,000,000
ISU - Economic Development	2,424,302	2,424,302	2,424,302
UI - Economic Development	209,279	209,279	209,279
UI - Entrepreneurship and Econ Growth	2,000,000	2,000,000	2,000,000
UNI - Economic Development	1,066,419	1,066,419	1,066,419
Total Board of Regents	$ 8,700,000	$ 8,700,000	$ 8,700,000
Total Appropriations & Expenses	$ 63,750,000	$ 63,750,000	$ 63,750,000
Reversions	0	0	0
Ending Balance	$ 0	$ 0	$ 0

Comparison of All State Appropriated Funds

(In Millions)

Funding Sources	Actual FY 2019	Est Net FY 2020	Enacted FY 2021
General Fund			
Total General Fund Appropriations	$ 7,646.0	$ 7,824.3	$ 7,778.5
Net General Fund Appropriations	**$ 7,646.0**	**$ 7,824.3**	**$ 7,778.5**
Appropriations from Non-General Fund State Sources			
Rebuild Iowa Infrastructure Fund	$ 193.7	$ 198.9	$ 170.3
RIIF Appropriations to Other Funds [1]	*-56.4*	*-60.1*	*-60.6*
Net RIIF Appropriations	$ 137.3	$ 138.8	$ 109.7
Primary Road Fund	$ 338.5	$ 356.1	$ 342.4
Health Care Trust Fund	217.1	208.5	208.5
Temporary Assistance for Needy Families	129.7	129.0	131.0
Iowa Skilled Worker and Job Creation Fund	63.8	63.8	63.8
Quality Assurance Trust Fund	36.7	58.6	58.6
Road Use Tax Fund	53.7	54.5	54.1
Fish and Wildlife Trust Fund	44.0	45.1	45.1
Environment First Fund	42.0	42.0	42.0
Hospital Health Care Access Trust	33.9	33.9	33.9
Commerce Revolving Fund	30.7	32.3	32.3
Technology Reinvestment Fund	14.4	18.1	18.6
IPERS Fund	18.0	18.0	18.0
Iowa Economic Emergency Fund	19.1	7.0	16.7
Gaming Enforcement Revolving Fund	10.5	10.8	10.8
Other	28.8	29.0	40.7
Total Non-General Fund	**$ 1,218.2**	**$ 1,245.3**	**$ 1,226.1**
Total All State Funds	**$ 8,864.2**	**$ 9,069.6**	**$ 9,004.6**

[1] Appropriations between funding sources are adjusted to avoid double counting.

Note: Numbers may not equal totals due to rounding.

Common Acronyms
Used in the Appropriations Tables

AEA	Area Education Agency
ACE	Accelerated Career Education
ACRF	Address Confidentiality Revolving Fund
ADA	Americans with Disabilities Act
AG	Office of the Attorney General
CBC	Community-Based Corrections
CCUSO	Civil Commitment Unit for Sexual Offenders
CEF	County Endowment Fund
CHIP	Children's Health Insurance Program
CRF	Cash Reserve Fund
CMRF	Commerce Revolving Fund
DAS	Department of Administrative Services
DD	Developmental Disabilities
DCA	Department of Cultural Affairs
DCI	Division of Criminal Investigation
DE	Department of Education
DIA	Department of Inspections and Appeals
DMU	Des Moines University
DPS	Department of Public Safety
DOC	Department of Corrections
DOE	U.S. Department of Energy
DVA	Department of Veterans Affairs
ECI	Early Childhood Iowa
IPR	Iowa Public Radio
ISD	Iowa School for the Deaf
ISP	Iowa State Patrol
ISU	Iowa State University
LTC	Long Term Care
MFF	Medicaid Fraud Fund
MH	Mental Health
MHI	Mental Health Institute
MSSF	Mortgage Servicing Settlement Fund
MVD	Motor Vehicle Division
MVFT	Motor Vehicle Fuel Tax
NAEP	National Assessment of Educational Progress
NCES	National Center for Education Statistics
NPDES	National Pollutant Discharge Elimination System
NPPF	Nonparticipating Provider Revolving Fund
PA	Physician Assistant
PhSA	Pharmaceutical Settlement Account
P & I	Special Contingency Fund
PRF	Primary Road Fund
POR	Peace Officer Retirement
QATF	Quality Assurance Trust Fund
EEF	Economic Emergency Fund
EFF	Environment First Fund
EMS	Emergency Management Services
ESEA	Elementary and Secondary Education Act
FaDSS	Family Development & Self-Sufficiency Program
FRRF	Federal Recovery and Reinvestment Fund
GEF	Gambling Enforcement Revolving Fund
GF	General Fund
GRA	Graduate
GRF	Gaming Regulatory Revolving Fund
GSL	Guaranteed Student Loan Program
GWF	Groundwater Protection Fund
HCTA	Health Care Transformation Account
HCTF	Health Care Trust Fund
HHCAT	Hospital Health Care Access Trust Fund
HR	Human Resources
IBSSS	Iowa Braille and Sight Saving School
ICA	IowaCare Account
ICIW	Iowa Correctional Institute for Women
ICN	Iowa Communications Network
IowAccess	IowAccess Revolving Fund
IPERS	Iowa Public Employees Retirement System
IPTV	Iowa Public Television
REAP	Resource Enhancement and Protection
REC	Revenue Estimating Conference
RFIF	Renewable Fuel Infrastructure Fund
RFP	Request for Proposal
RIIF	Rebuild Iowa Infrastructure Fund
RUTF	Road Use Tax Fund
SAF	State Aviation Fund
SIF	School Infrastructure Fund
SRG	School Ready Grants
STEM	Science, Technology, Engineering, and Mathematics
SWJCF	Skilled Worker and Job Creation Fund
TANF	Temporary Assistance for Needy Families
TRF	Technology Reinvestment Fund
TSB	Targeted Small Business
UI	University of Iowa
UNI	University of Northern Iowa
UST	Underground Storage Tank Fund
VTF	Veterans Trust Fund
WDF	Workforce Development Fund
WGTF	Wine Gallonage Tax Fund
WIRB	Watershed Improvement Review Board