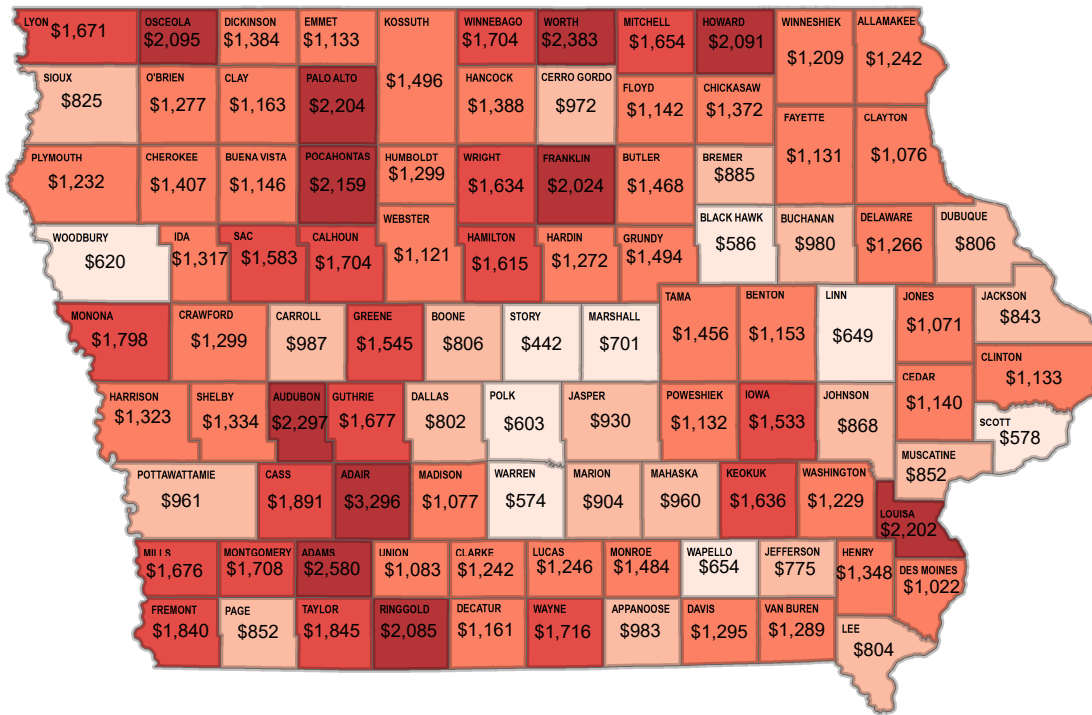
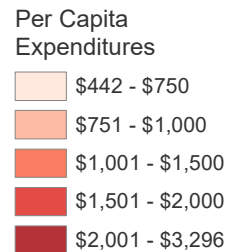


County Government Expenditures — FY 2019

Per Capita by County from All Funds

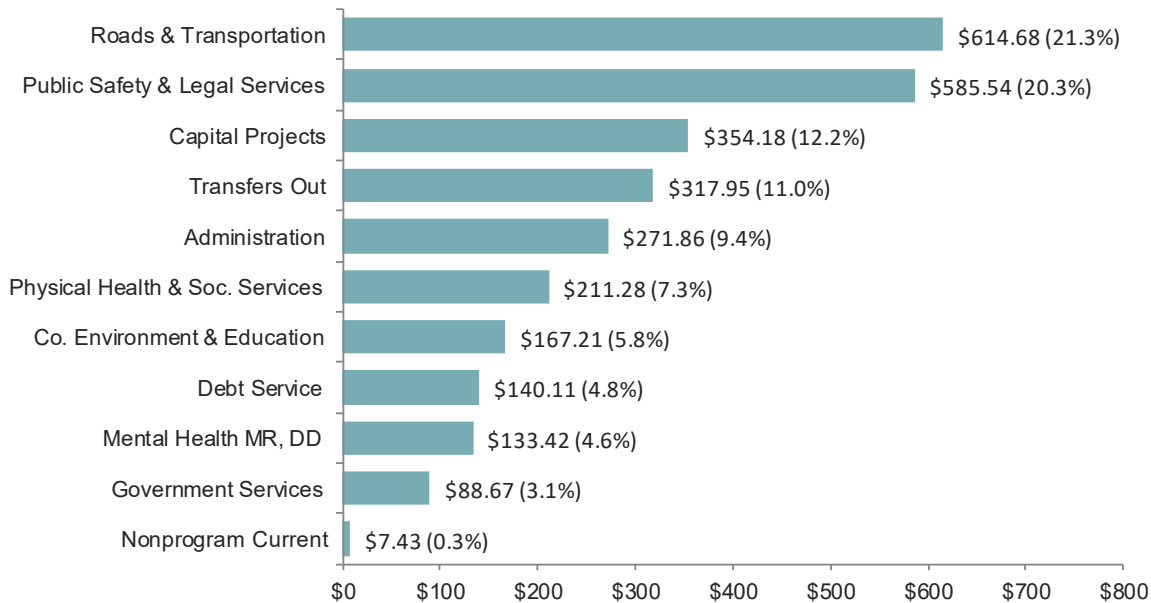


Statewide Average:
\$1,319



County Expenditures by Function and Percent of Total — FY 2019

Total: \$2,892.33 (in millions)



Note: Per capita expenditures are calculated by dividing a county's total expenditures by the 2017 estimated population. There is a negative relationship between county size (either total expenditures or population) and per capita expenditures. That is, the larger counties spend less per person for county government service; this can be attributed to economies of scale.

Sources: Department of Management, County Annual Financial Reports;
U.S. Census Bureau, 2017 Population Estimates; LSA calculations
LSA Staff Contact: Robin Madison (515.281.5270) robin.madison@legis.iowa.gov