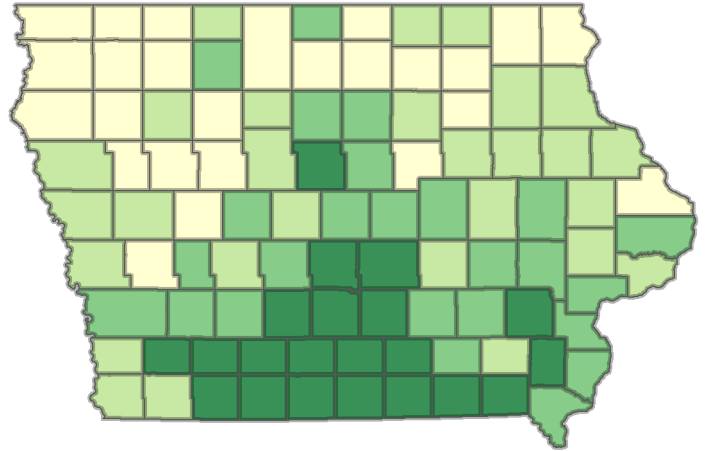
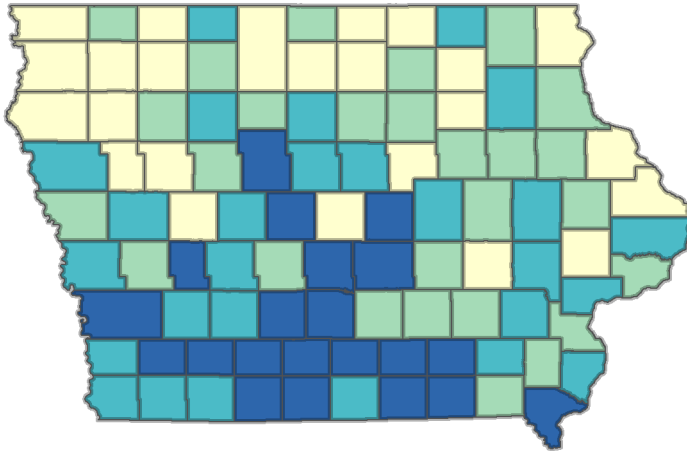


Consolidated Property Tax Rates by County – FY 2018

Average Urban Rate

Average Rural Rate



- Average Urban Rate
- Light Yellow: \$21.67 - \$34.00
 - Light Green: \$34.01 - \$37.00
 - Light Blue: \$37.01 - \$40.00
 - Dark Blue: \$40.01 - \$53.15

\$37.89

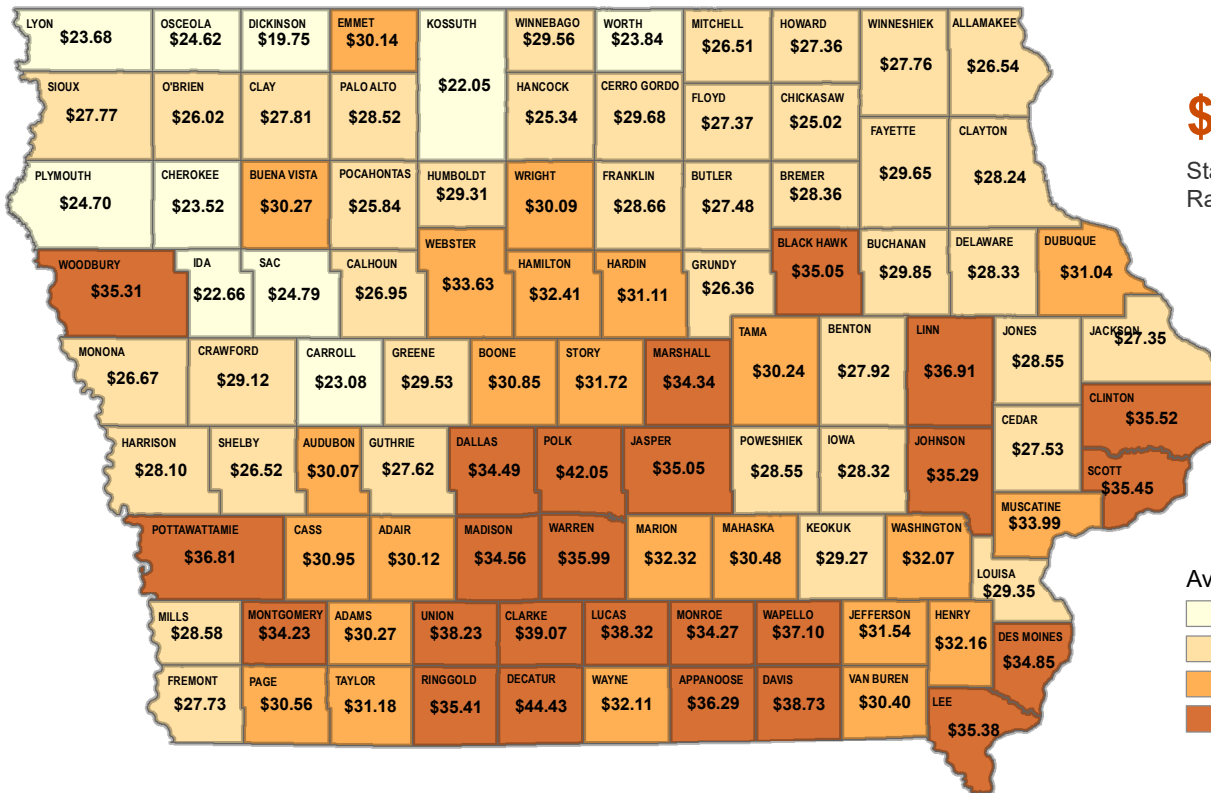
Statewide Average Urban Rate

- Average Rural Rate
- Light Yellow: \$16.69 - \$24.00
 - Light Green: \$24.01 - \$26.00
 - Medium Green: \$26.01 - \$28.00
 - Dark Green: \$28.01 - \$39.95

\$25.67

Statewide Average Rural Rate

Countywide Average Rate



\$33.14

Statewide Average Rate

- Average County Rate
- Light Yellow: \$19.75 - \$25.00
 - Light Orange: \$25.01 - \$30.00
 - Orange: \$30.01 - \$34.00
 - Dark Orange: \$34.01 - \$44.43

Note: The countywide average rate is the aggregate of the property tax within the county divided by the total taxable valuation (with gas and electric utilities) within the county divided by \$1,000.

Sources: Department of Management, LSA calculations
 LSA Staff Contact: Jeff Robinson (515.281.4614) jeff.robinson@legis.iowa.gov