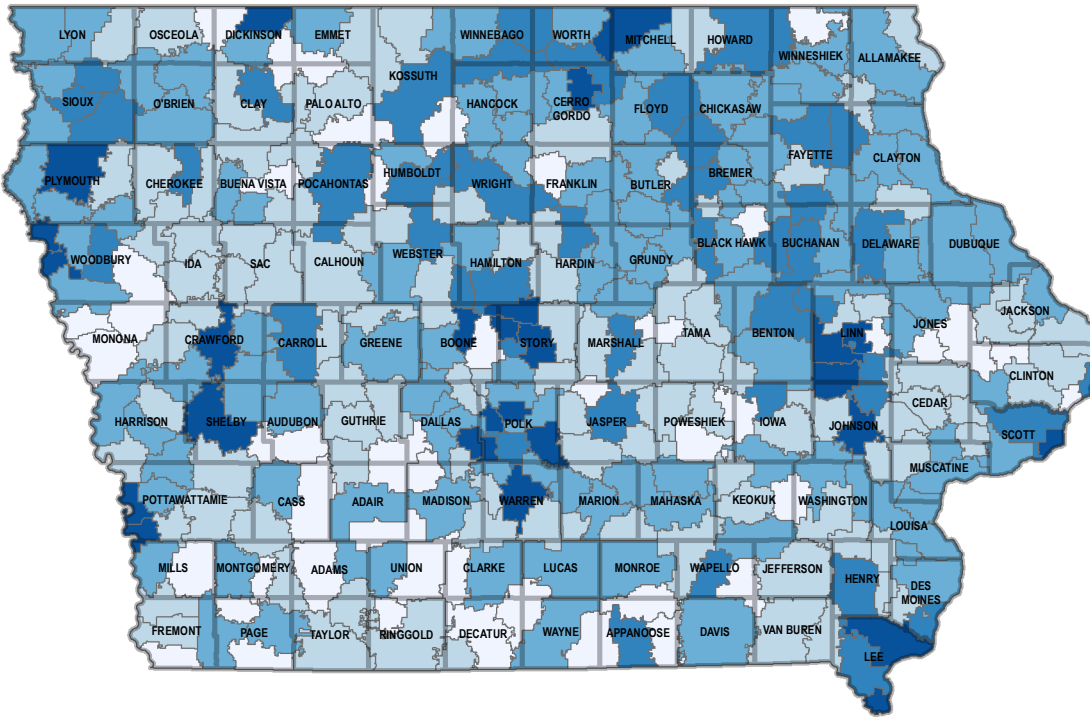


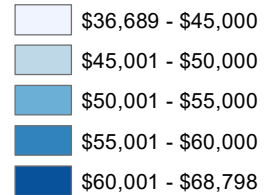
Average Full-Time Teacher Salary by School District – FY 2017



\$54,104

Iowa Average

Average Salary



Highest Five:

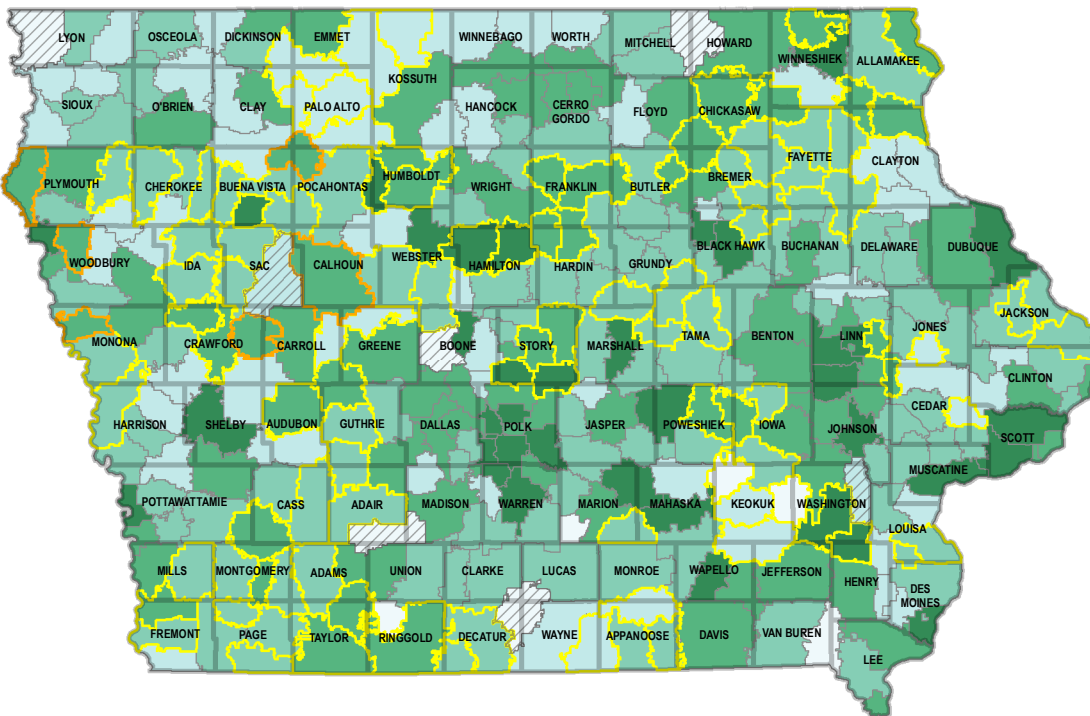
1. Iowa City - \$68,798
2. Le Mars - \$65,972
3. Ankeny - \$64,748
4. Sergeant Bluff-Luton - \$64,280
5. Linn-Mar - \$64,146

Lowest Five:

333. Diagonal - \$36,689
332. Whiting - \$39,027
331. LuVerne - \$39,056
330. Orient-Macksburg - \$39,655
329. Exira-Elk Horn-Kimballton - \$39,981

Note: Full-time average regular teacher salary represents the salary paid for regular position responsibilities, including teacher salary supplement and professional development. Additionally, staff with full-time contracts with both teaching and administrative assignments are included in the calculation of the average regular teacher salary.

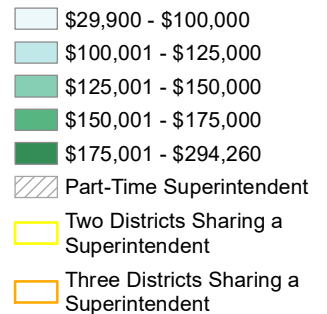
Full-Time Superintendent Salary by School District – FY 2017



\$138,485

Iowa Average

Superintendent Salary



Highest Ten:

1. Des Moines Ind. - \$294,260
2. Cedar Rapids - \$243,377
3. Linn-Mar - \$239,532
4. Sioux City - \$235,905
5. Johnston - \$231,750
6. Ankeny - \$230,361
7. Council Bluffs - \$225,330
8. Gilmore City-Bradgate* (shared with AEA) - \$222,377
9. Indianola - \$215,394
10. Iowa City - \$213,850

Note: Superintendent employment status is based on information reported by the Iowa Department of Education. Highlighted school districts indicate that a superintendent is shared between multiple districts.