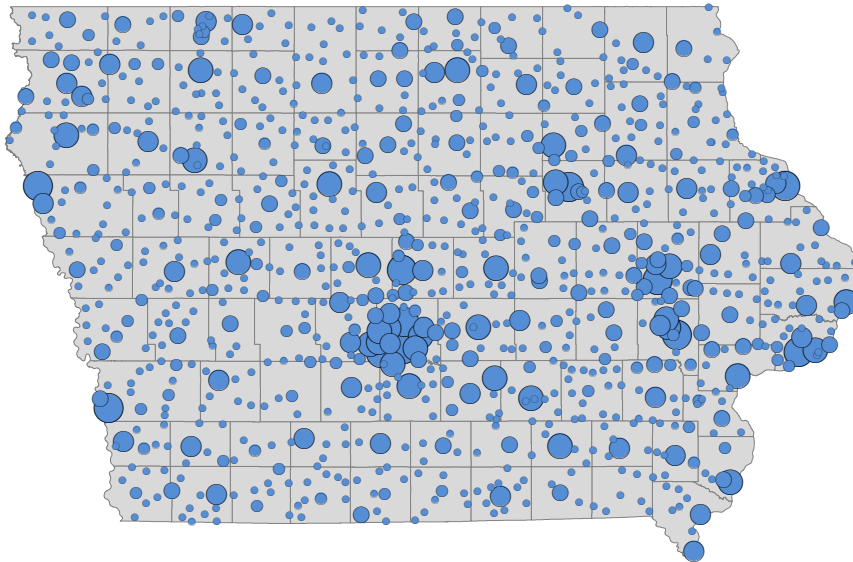


# Selected Iowa Population Facts — 2024



**2,616,653**

Iowa Population in Cities (80.7%)

**624,835** Iowa Population in Unincorporated Areas

In 2024, Iowa had **940** incorporated places.

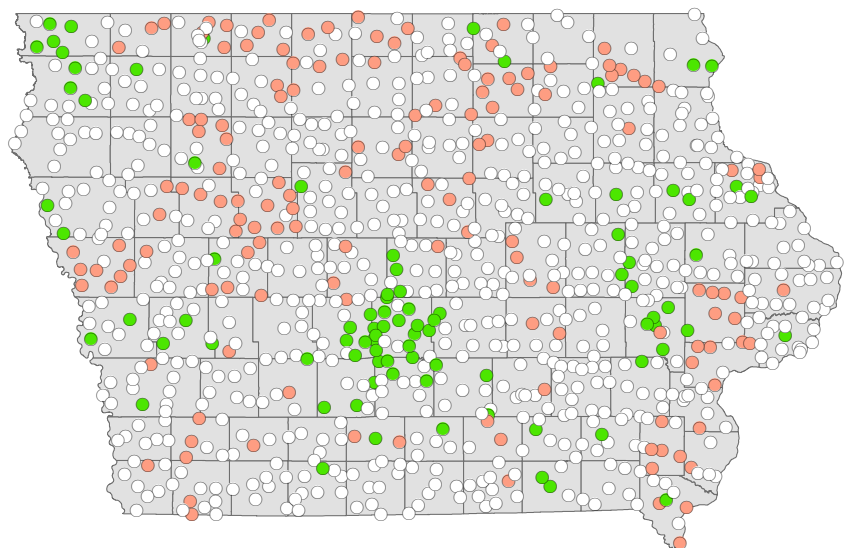
- There were 666 places with fewer than 1,000 residents.
- There were 107 places with between 1,000 and 1,999 residents.
- There were 81 places with between 2,000 and 4,999 residents.
- There were 44 places with between 5,000 and 9,999 residents.
- There were 30 places with between 10,000 and 49,999 residents.
- There were 11 places with more than 50,000 residents.

## Percentage of Population Change in Select Cities from 2020 to 2024:

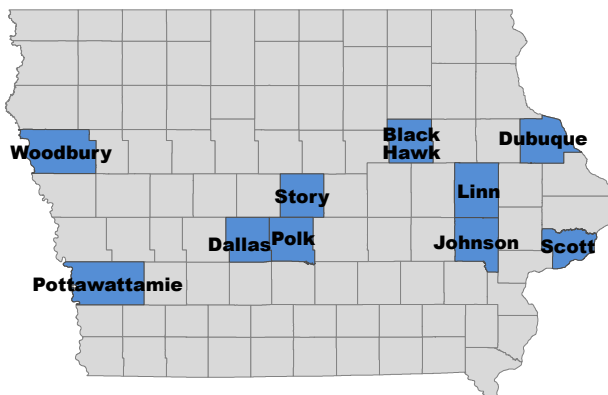
- -7.8% to -3.0%
- -2.9% to 3.0%
- 3.1% to 36.9%

## 10 Highest in Percentage Change:

1. Tiffin: 48.2%
2. Waukee: 43.7%
3. Bondurant: 28.5%
4. Van Meter: 24.2%
5. Granger: 22.8%
6. Elkhart: 22.5%
7. Cumming: 22.0%
8. Norwalk: 20.3%
9. Pleasant Hill: 17.6%
10. Polk City: 15.8%



## 10 counties contain 53.5% of Iowa's population



## Iowa Population by Age and Gender

