

Population by County — 2022

Iowa Population

3,200,517

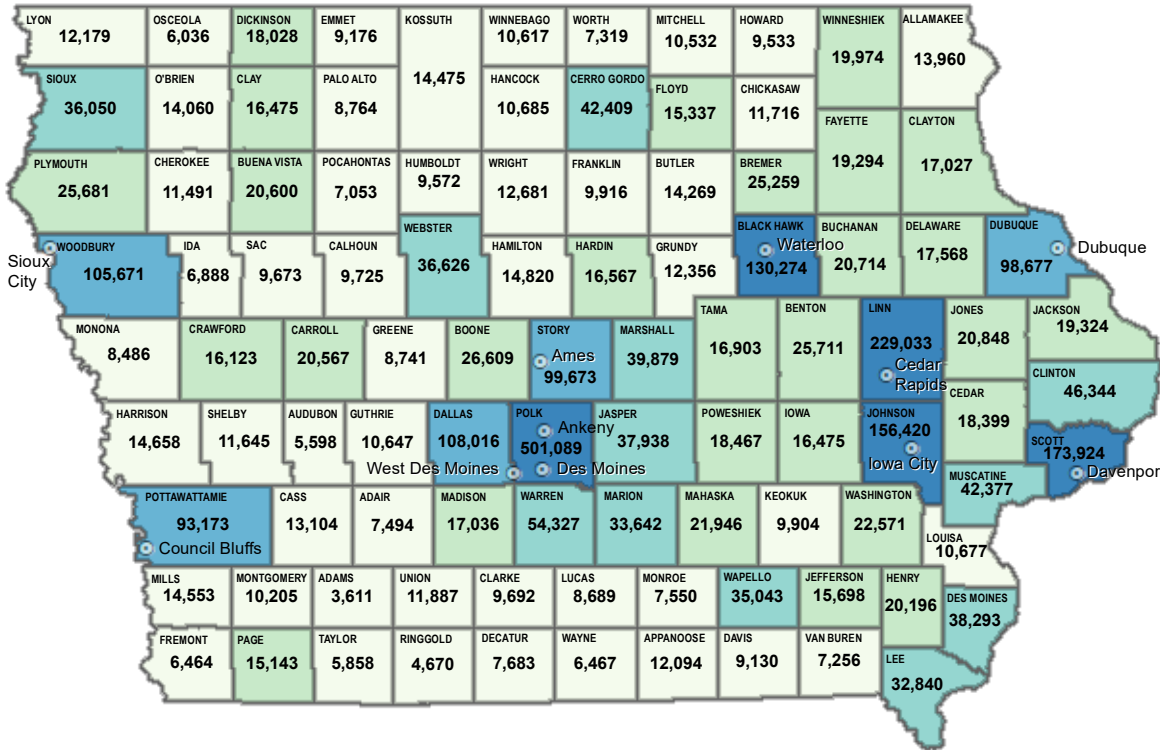
Population Change
(Since 2020)

+2,828

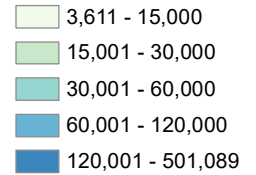
Percent Change
(Since 2020)

+0.3%

Total Population



2022 Population Estimate



Major Cities

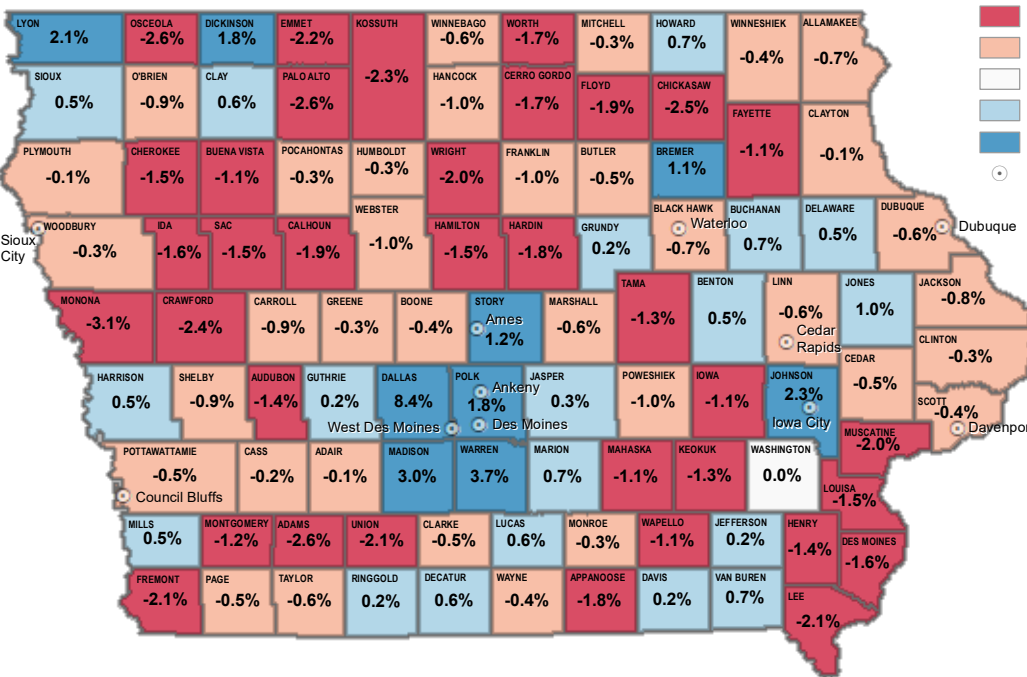
Top Five Counties:

1. Polk: 501,089
2. Linn: 229,033
3. Scott: 173,924
4. Johnson: 156,420
5. Black Hawk: 130,274

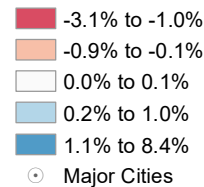
Top Five Cities:

1. Des Moines: 211,034
2. Cedar Rapids: 136,429
3. Davenport: 100,486
4. Sioux City: 85,497
5. Iowa City: 75,233

Percent Change in Population — 2020-2022



Percent Change



Top Five Actual Change by County:

1. Polk: 8,678
2. Dallas: 8,339
3. Johnson: 3,559
4. Warren: 1,925
5. Story: 1,137

Bottom Five Actual Change by County:

99. Linn: -1,270
98. Black Hawk: -873
97. Muscatine: -865
96. Scott: -745
95. Cerro Gordo: -723

Top Five Actual Change by City:

1. Waukee: 5,215
2. Ankeny: 4,321
3. West D.M.: 2,015
4. Altoona: 1,927
5. Norwalk: 1,378