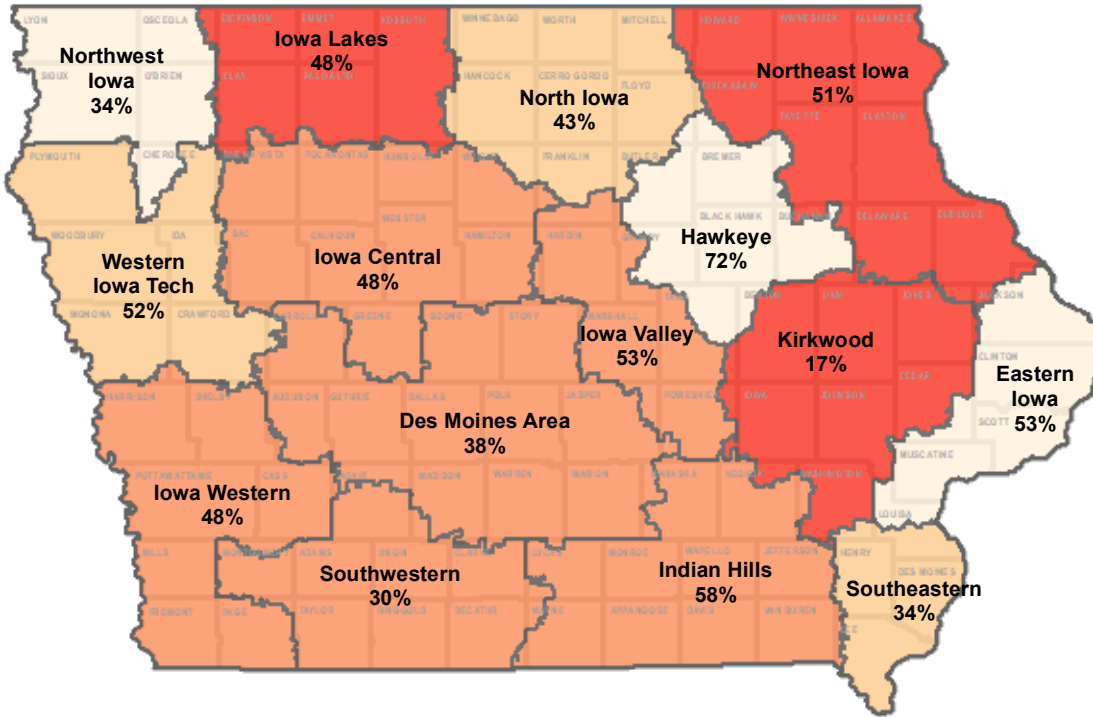


# Average Debt and Yearly Expenses by Community College District

## Average Debt at Graduation — FY 2022



Statewide:

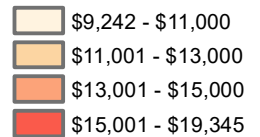
**\$13,296**

Average Debt at Graduation

**47.5%**

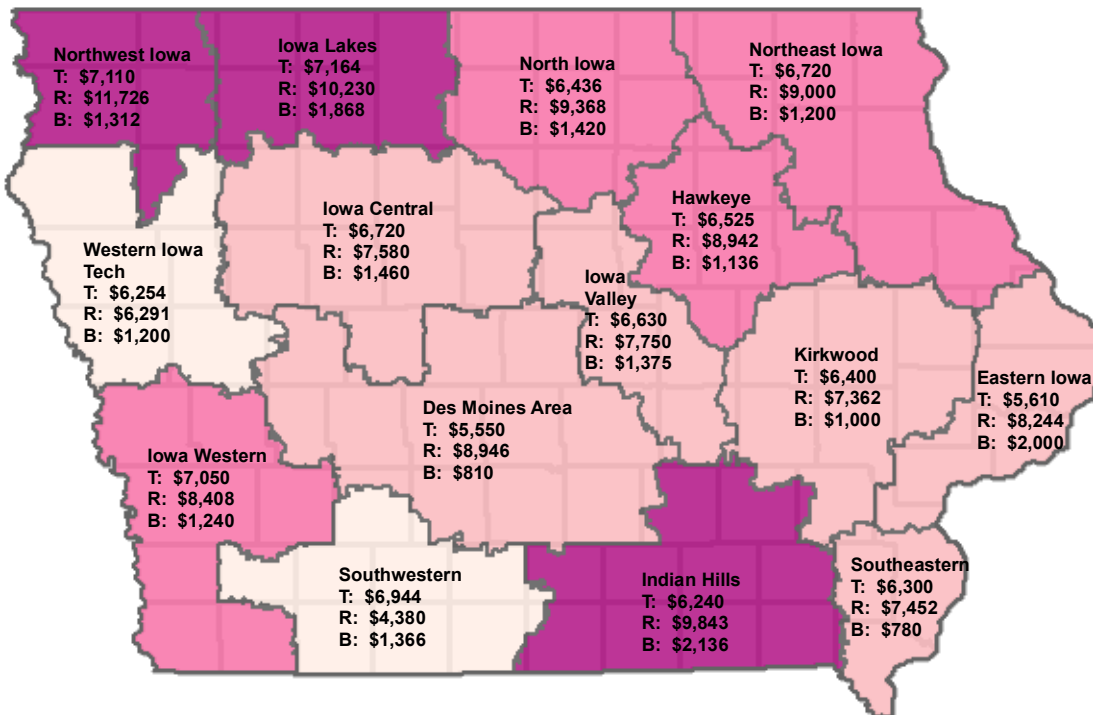
Percentage of Graduates with Debt

Average Debt



Note: The community colleges report this data only for students who begin and complete a degree program at the same institution. Percentage figures represent the percentage of community college graduates who graduate with debt.

## Yearly Student Expenses — FY 2024



Statewide:

**\$6,510**

Average Tuition and Fees

**\$8,368**

Average Off-Campus Room and Board

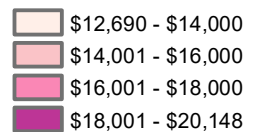
**\$1,354**

Average Book and Supply Cost

**\$16,232**

Average Yearly Expenses

Total Yearly Student Expenses



Note: Top-to-bottom figures by community college district represent FY 2023 tuition and fees (T), room and board (R), and estimated book and supply costs (B) for a student enrolled full-time. Room and board estimates and average yearly expenses are based upon off-campus residence.

Sources: College Student Aid Commission, LSA calculations  
 LSA Staff Contact: Michael Peters (515.281.6934) [michael.peters@legis.iowa.gov](mailto:michael.peters@legis.iowa.gov)