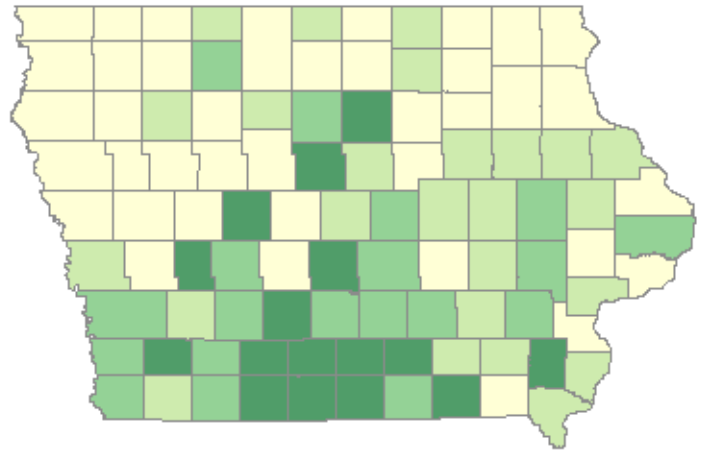
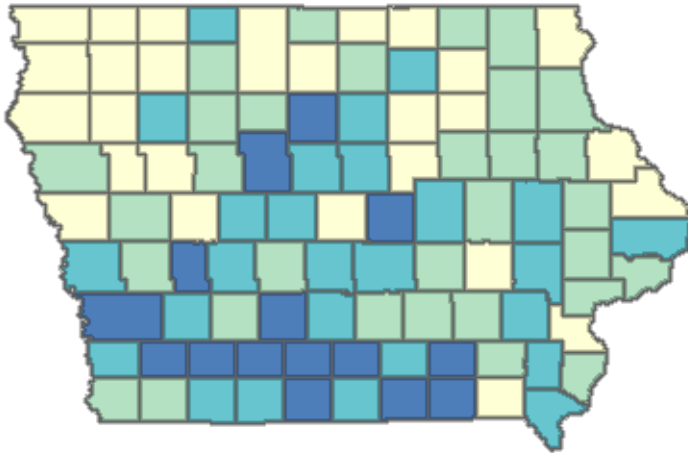


# Average Consolidated Property Tax Rates by County — FY 2023

Average Urban Rate

Average Rural Rate



Average Urban Rate  
 \$22.35 - \$34.00  
 \$34.01 - \$37.00  
 \$37.01 - \$40.00  
 \$40.01 - \$46.90

**\$36.72**

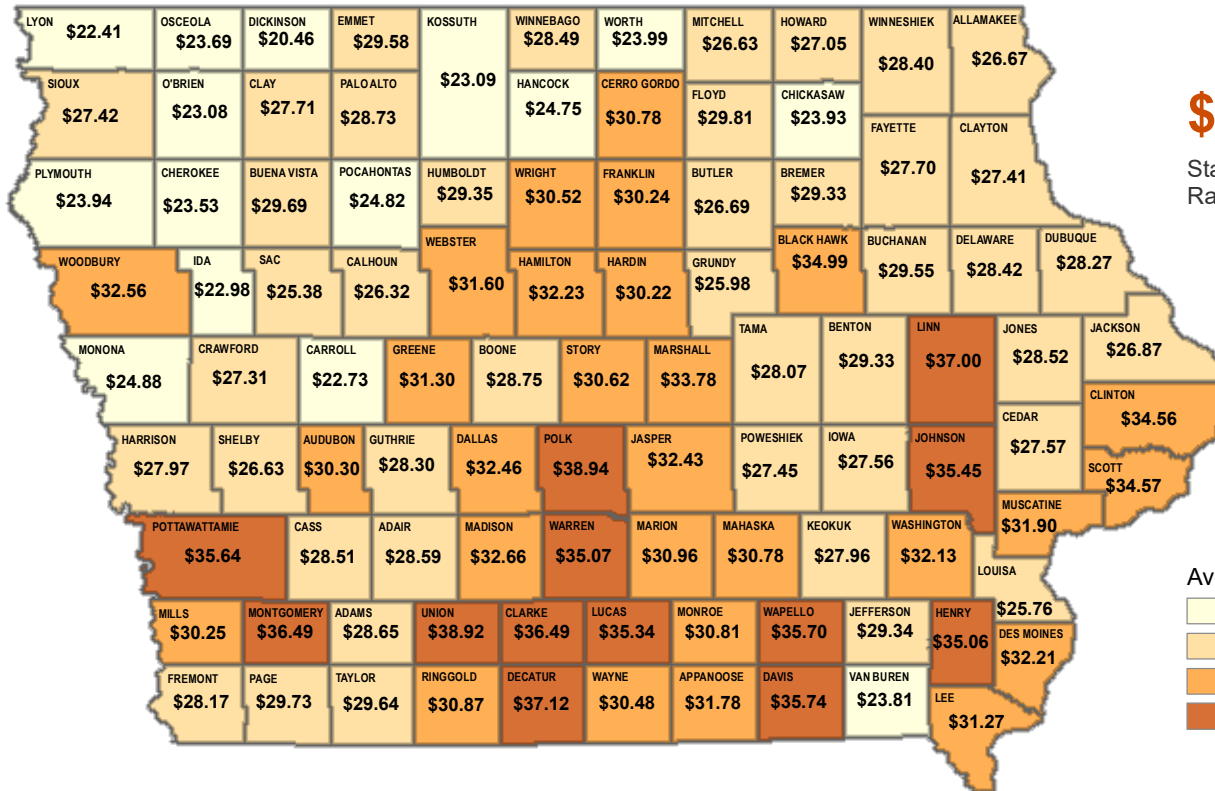
Statewide Average Urban Rate

Average Rural Rate  
 \$17.39 - \$24.00  
 \$24.01 - \$26.00  
 \$26.01 - \$28.00  
 \$28.01 - \$34.16

**\$24.92**

Statewide Average Rural Rate

Countywide Average Rate



**\$32.16**

Statewide Average Rate

Average County Rate  
 \$20.46 - \$25.00  
 \$25.01 - \$30.00  
 \$30.01 - \$35.00  
 \$35.01 - \$38.94

Note: The countywide average rate is the aggregate of all property tax paid within the county divided by the total taxable valuation (with gas, electric, and water utilities) of the county, with the result multiplied by \$1,000.

Sources: Department of Management, LSA calculations  
 LSA Staff Contact: Jeff Robinson (515.281.4614) [jeff.robinson@legis.iowa.gov](mailto:jeff.robinson@legis.iowa.gov)