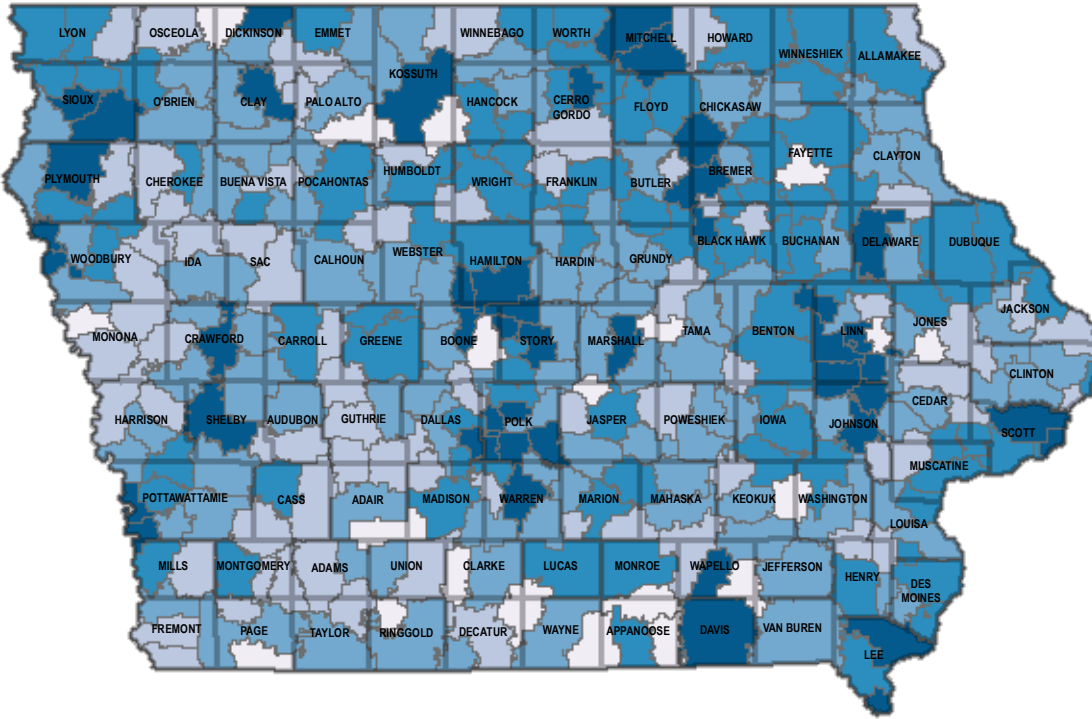


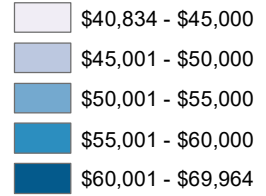
# Average Full-Time Teacher Salary by School District — FY 2021



**\$58,712**

Iowa Average

Average Salary



Highest Five:

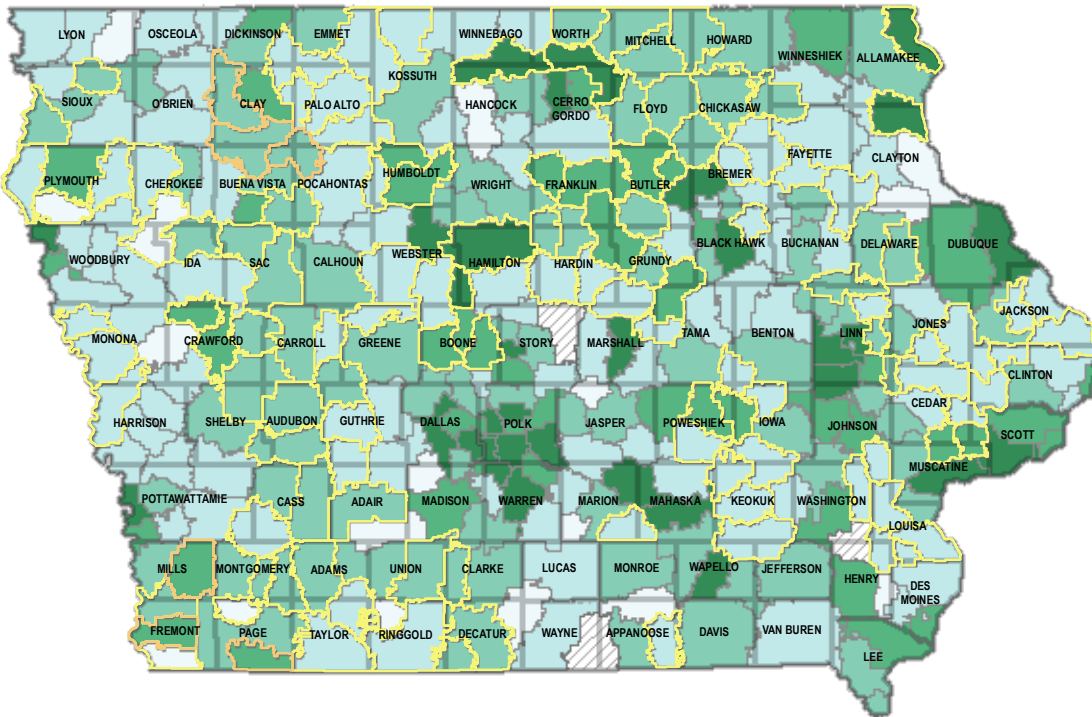
1. Iowa City - \$69,964
2. Le Mars - \$69,391
3. Sergeant Bluff-Luton - \$69,381
4. Linn-Mar - \$68,751
5. Roland-Story - \$68,574

Lowest Five:

330. Whiting - \$40,834
329. Springville - \$42,286
328. Mormon Trail - \$42,931
327. GMG - \$43,106
326. Diagonal - \$43,239

Note: Full-time average regular teacher salary represents the salary paid for regular position responsibilities, including teacher salary supplement and professional development.

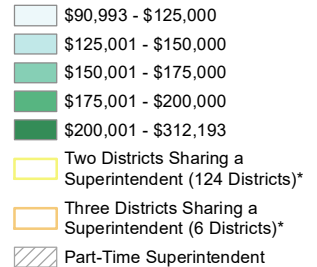
# Full-Time Superintendent Salary by School District — FY 2021



**\$162,203**

Iowa Average

Superintendent Salary



Highest 10:

1. Des Moines Ind. - \$312,193
2. Cedar Rapids - \$264,200
3. Waukee - \$260,000
4. Sioux City - \$248,646
5. Linn-Mar - \$239,158
6. West Des Moines - \$233,508
7. College - \$231,120
8. Council Bluffs - \$230,659
9. Marshalltown - \$230,377
10. Ottumwa - \$230,000

\*Highlighted school districts indicate that a superintendent is shared between multiple districts. Superintendent employment status is based on information reported by the Iowa Department of Education.