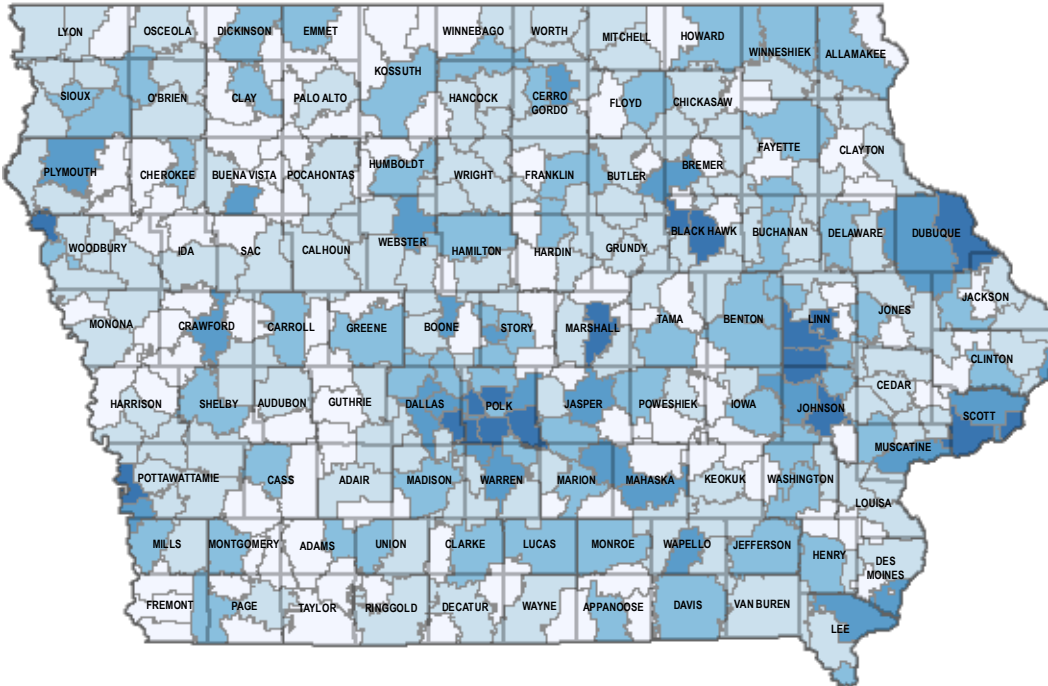



# Certified Enrollment by School District — Fall 2020



Statewide Certified Enrollment

**484,159**

Certified Enrollment by District



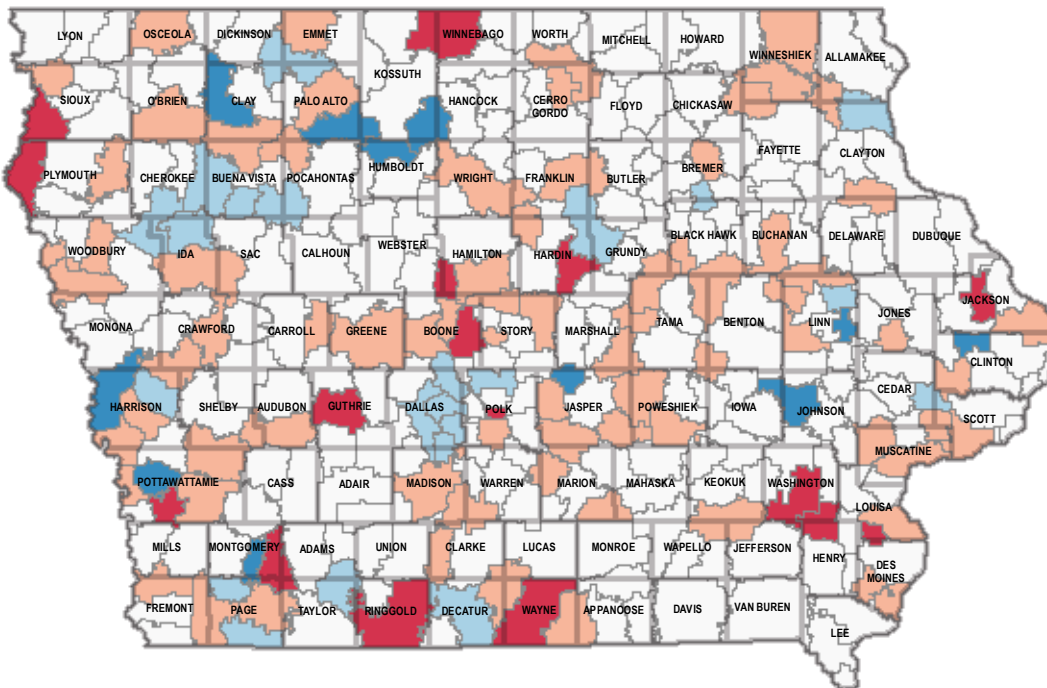
Highest Five:

1. Des Moines Ind.: 31,622
2. Cedar Rapids: 16,237
3. Sioux City: 14,815
4. Davenport: 14,471
5. Iowa City: 14,284

Lowest Five:

323. Gilmore City-Bradgate: 166
324. Twin Rivers: 159
325. LuVerne: 158
326. Stratford: 129
327. Diagonal: 102

# Percent Change in Certified Enrollment — Fall 2020 vs. Fall 2019

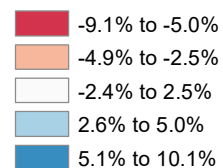


Statewide Enrollment Change

**-5,936** Pupils

**-1.21%** Percent Change

Percent Change by District



Highest Five:

1. Stanton: 10.1%
2. Delwood: 9.5%
3. Clay Central-Everly: 9.0%
4. LuVerne: 8.4%
5. West Bend Mallard: 6.0%
5. Twin Rivers: 6.0%

Lowest Five:

323. Guthrie Center: **-7.0%**
325. Andrew: **-7.4%**
325. Wayne: **-7.4%**
326. United: **-7.8%**
327. Morning Sun: **-9.1%**

Note: Certified enrollment refers to the October 2020 certified enrollment for each school district as reported by the Department of Education. This enrollment figure is used to establish funding for the 2021-2022 school year.

Sources: Department of Education, Bureau of Information and Analysis; LSA calculations  
LSA Staff Contact: Ron Robinson (515.281.6256) [ron.robinson@legis.iowa.gov](mailto:ron.robinson@legis.iowa.gov)