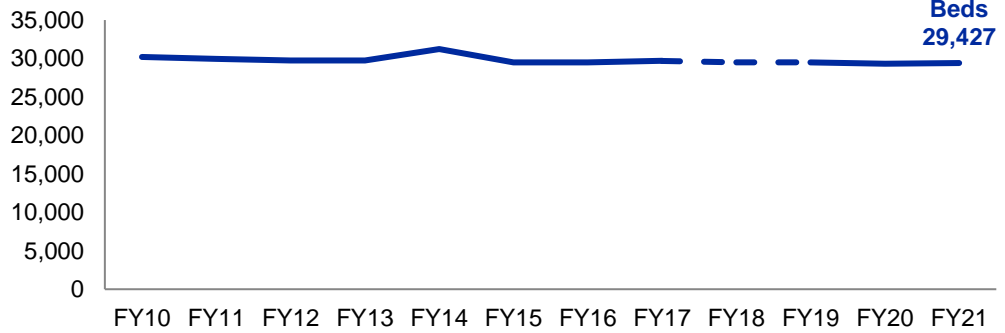


# Licensed Health Care Facilities and Beds in Iowa

**434**

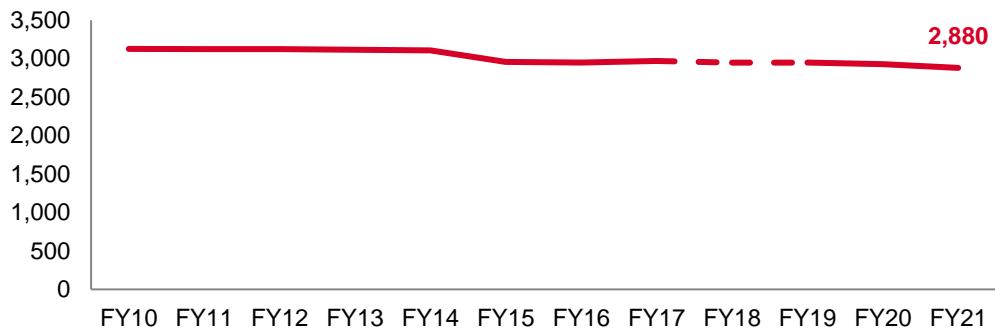
Nursing Facilities



**Beds  
29,427**

**133**

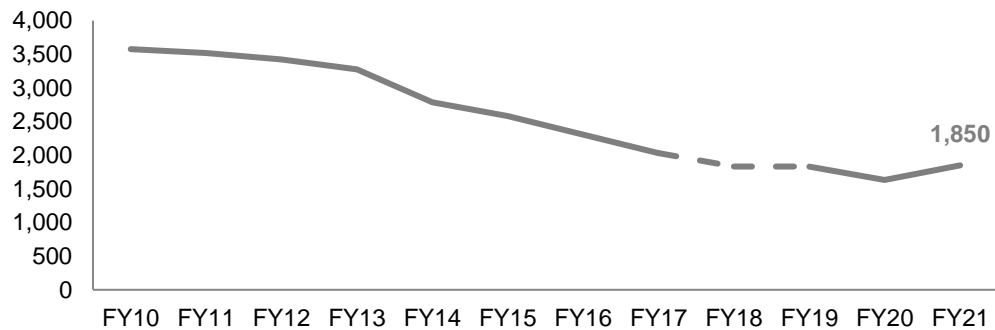
Intermediate Care Facilities for  
Persons with an Intellectual  
Disability (ID)



**2,880**

**74**

Residential Care Facilities



**1,850**

**28**

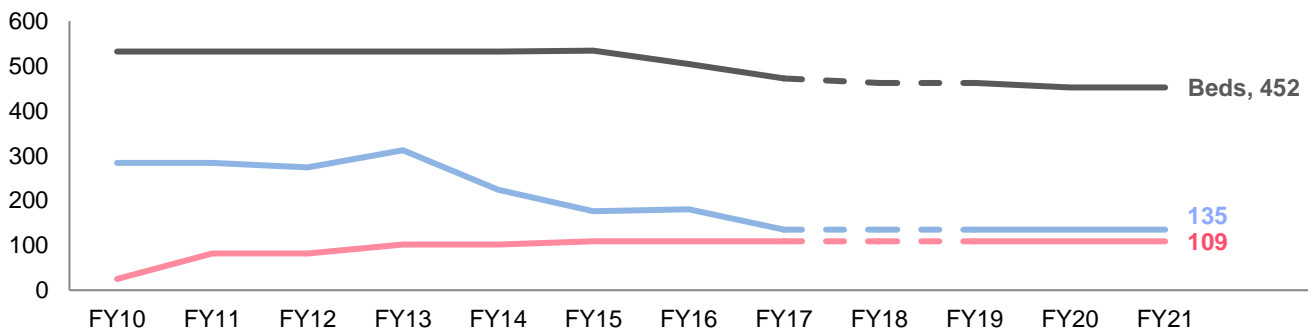
Psychiatric Medical  
Institutions for Children

**10**

Residential Care Facilities for  
Persons with Mental Illness

**3**

Intermediate Care Facilities for  
Persons with Mental Illness



**Beds, 452**

**135  
109**

Note: Data is reported to the LSA each fall. No data was reported for FY 2018 and FY 2019, so the average between FY 2017 and FY 2020 was used for both years.