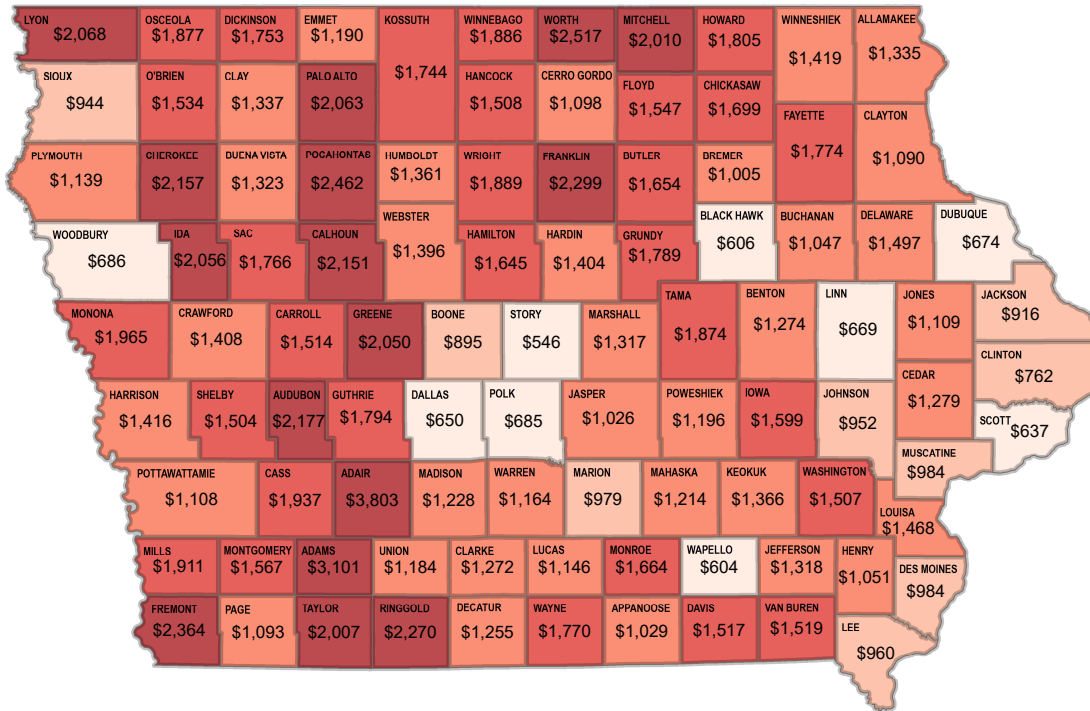


County Government Expenditures — FY 2021

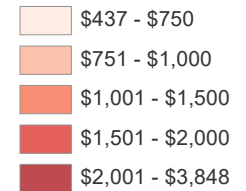
Per Capita by County from All Funds

Statewide Average:

\$1,019

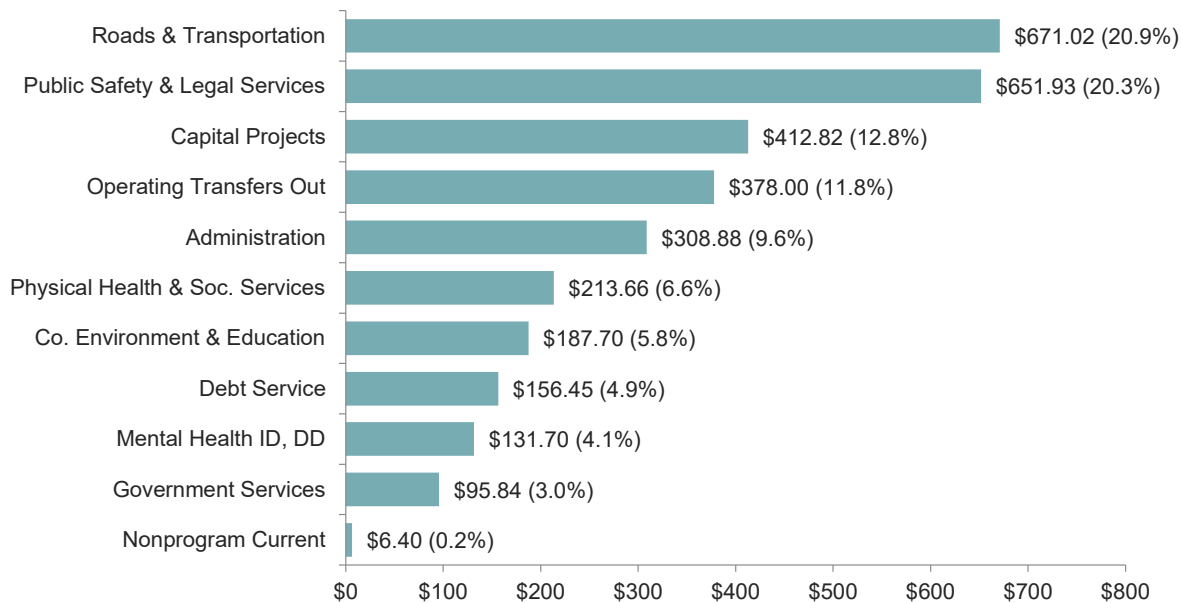


Per Capita Expenditures



County Expenditures by Function and Percent of Total — FY 2021

Total: \$3,214.41 (in millions)



Note: Per capita expenditures are calculated by dividing a county's total expenditures by the 2019 estimated population. There is a negative relationship between county size (either total expenditures or population) and per capita expenditures. That is, the larger counties spend less per person for county government service; this can be attributed to economies of scale.

Sources: Department of Management, County Annual Financial Reports;
 U.S. Census Bureau, 2019 Population Estimates; LSA calculations
 LSA Staff Contact: Michael Guanci (515.725.1286) michael.guanci@legis.iowa.gov