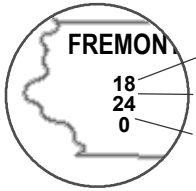
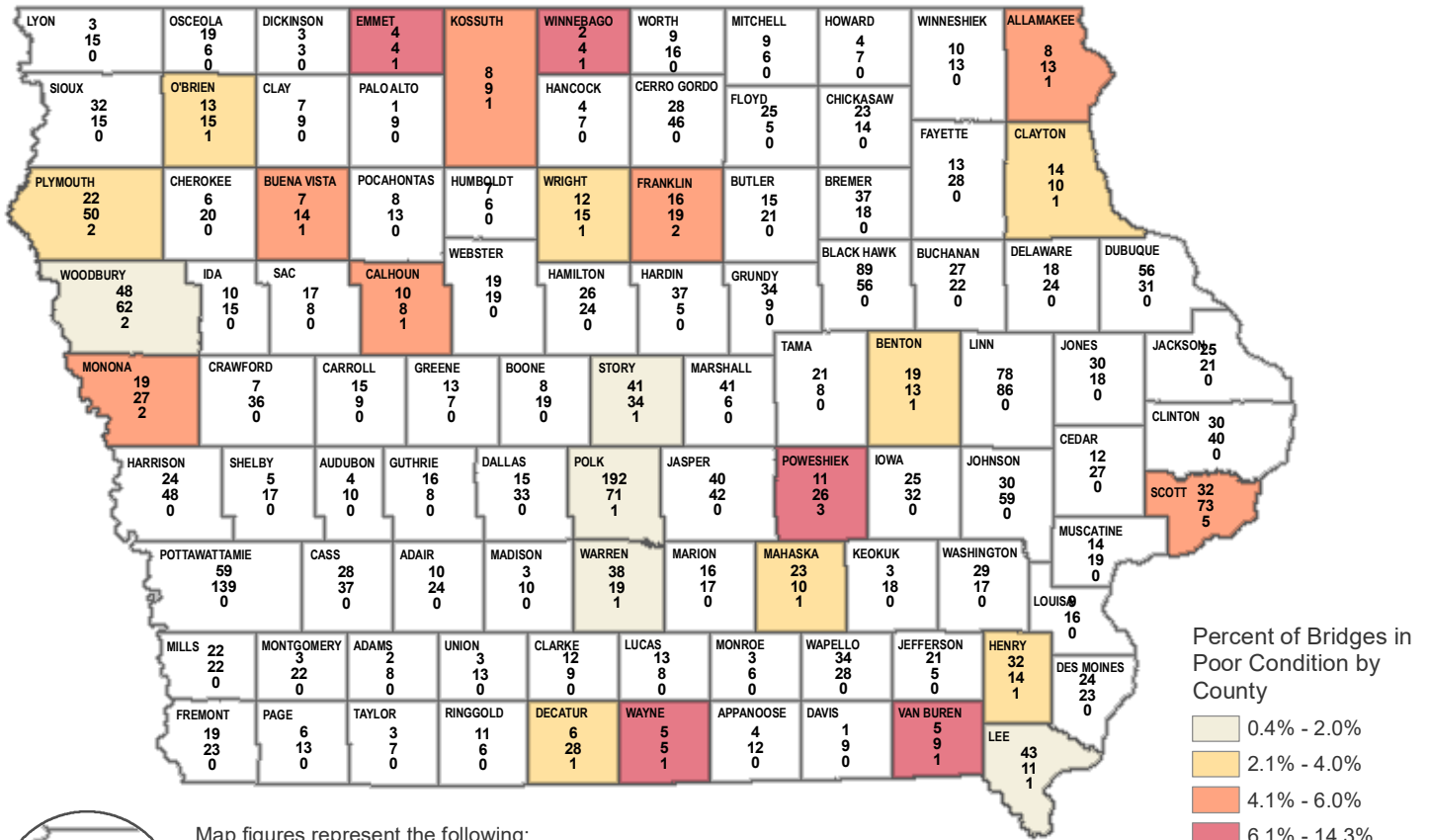
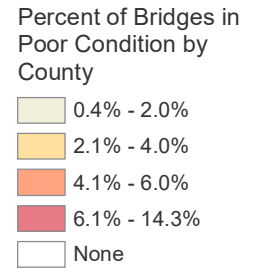


Bridge Conditions on the Primary Highway System by County — 2019



Map figures represent the following:
 Number of Bridges in Good Condition
 Number of Bridges in Fair Condition
 Number of Bridges in Poor Condition



4,142 Total Bridges Statewide (State-Maintained)

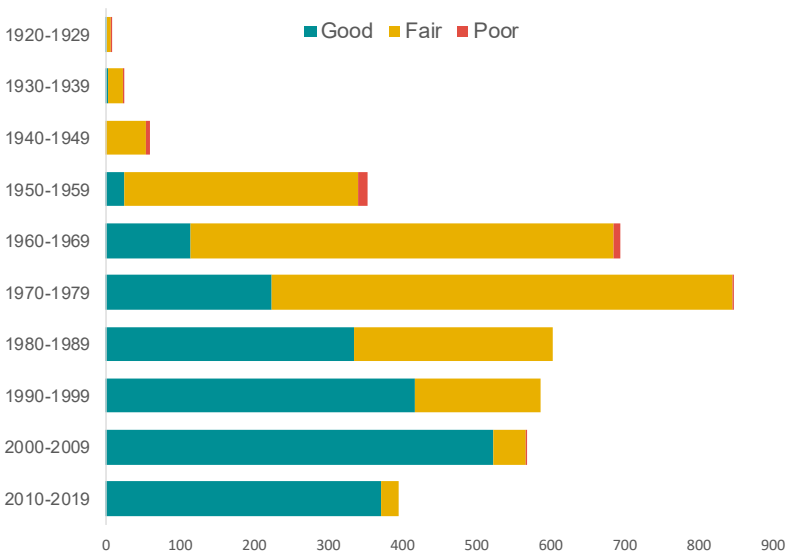
50.5% Bridges in **Good** Condition (2,090)

48.7% Bridges in **Fair** Condition (2,017)

0.8% Bridges in **Poor** Condition (35)



Condition of Bridges by Year Built or Reconstructed



Note: A bridge is in good condition if all elements of the bridge are sound, and no maintenance is needed. A bridge is in fair condition if all elements of the bridge are sound, but some preventive maintenance would prolong the life of the bridge. A bridge is in poor condition if one or more elements of the bridge are deteriorating, and repairs or replacement will be needed in the near future.

For more detailed bridge information, see the Iowa Department of Transportation website:
www.iowadot.gov/performance/infrastructure-condition

Sources: Iowa Department of Transportation, LSA calculations
 LSA Staff Contact: Rodrigo Acevedo (515.281.6764) rodrigo.acevedo@legis.iowa.gov

