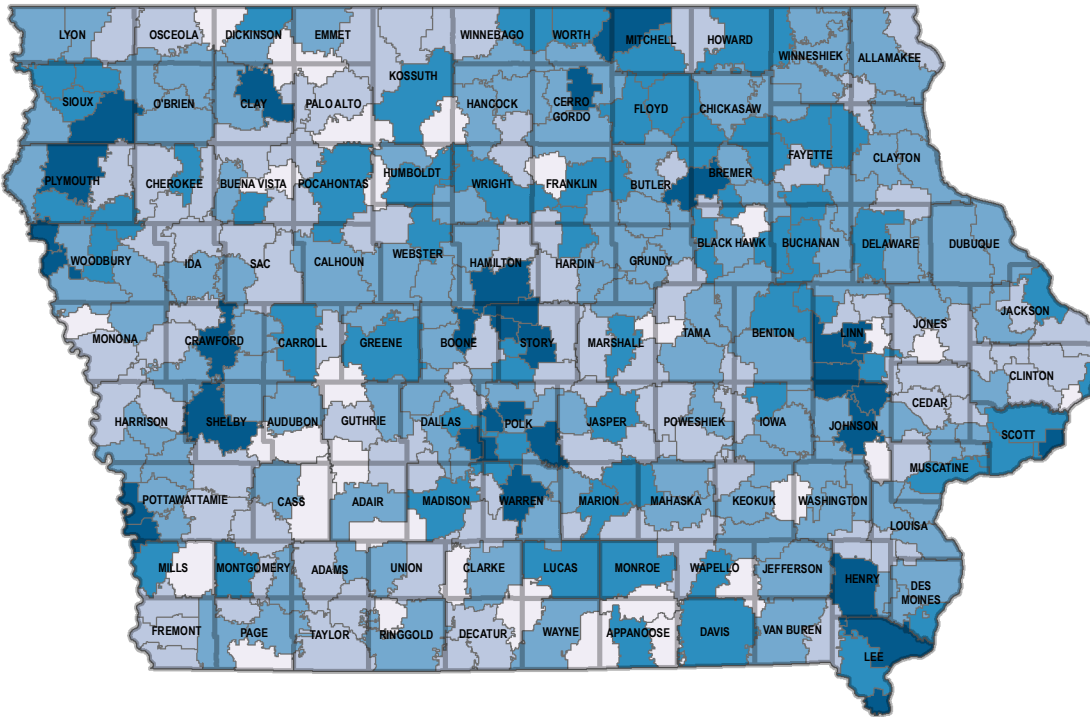


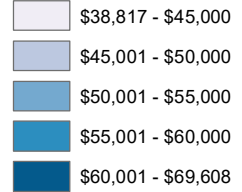
Average Full-Time Teacher Salary by School District — FY 2018



\$56,978

Iowa Average

Average Salary



Highest Five:

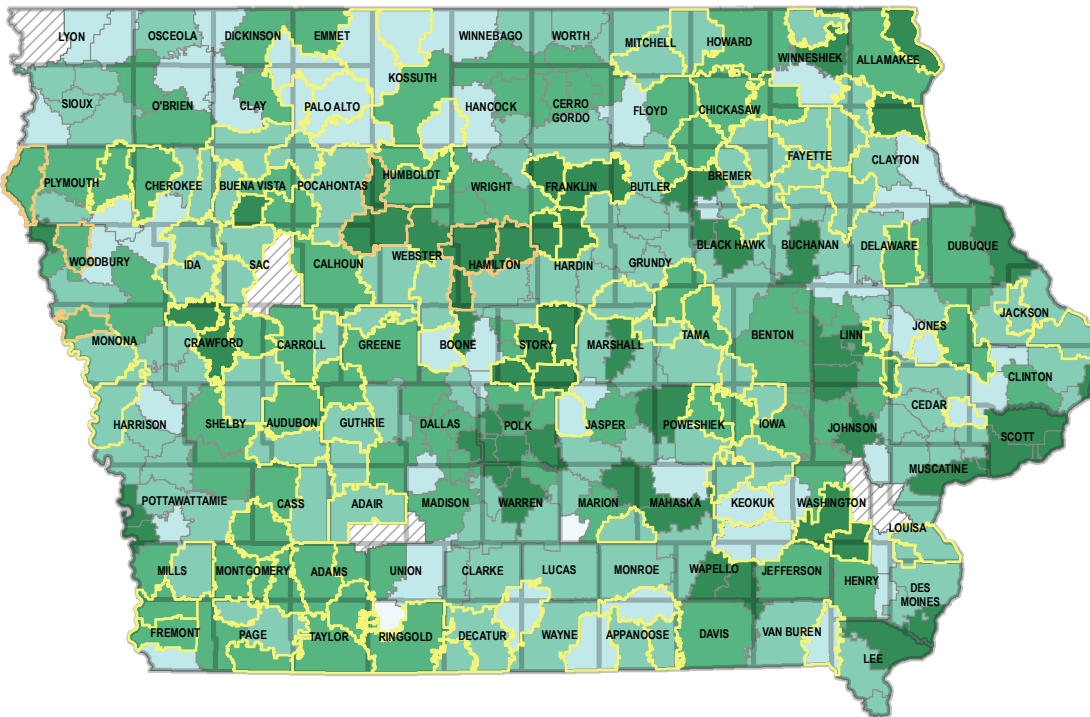
1. Iowa City - \$69,608
2. Sergeant Bluff-Luton - \$67,445
3. Le Mars - \$67,404
4. West Des Moines - \$66,757
5. Ankeny - \$66,181

Lowest Five:

333. Diagonal - \$38,817
332. LuVerne - \$40,089
331. Whiting - \$40,109
330. Orient-Macksburg - \$40,488
329. Exira-Elk Horn-Kimballton - \$40,993

Note: Full-time average regular teacher salary represents the salary paid for regular position responsibilities, including teacher salary supplement and professional development.

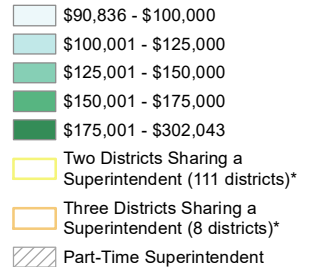
Full-Time Superintendent Salary by School District — FY 2018



\$151,823

Iowa Average

Superintendent Salary



Highest Ten:

1. Des Moines Ind. - \$302,043
2. Cedar Rapids - \$245,323
3. Ankeny - \$241,894
4. Linn-Mar - \$240,876
5. Sioux City - \$238,523
6. Johnston - \$236,385
7. Gilmore City-Bradgate/Manson Northwest Webster* (shared with AEA) - \$227,424
8. Iowa City - \$226,000
9. Council Bluffs - \$225,000
10. Marshalltown - \$217,065

*Highlighted school districts indicate that a superintendent is shared between multiple districts. The shared superintendent for Manson Northwest Webster and Gilmore City-Bradgate is also the chief administrator of the Area Education Agency (AEA). The superintendent for Colfax-Mingo is also the chief administrator for the AEA. The AEA was not included in the shared district counts shown in the legend. Superintendent employment status is based on information reported by the Iowa Department of Education.

Sources: Department of Education, Bureau of Information and Analysis, Basic Educational Data Survey and Staff File
LSA Staff Contact: Robin Madison (515.281.5270) robin.madison@legis.iowa.gov