

Annual Report

2016



Innovative Technology Solutions for Citizen-Centric Government

Hoover State Office Building
1305 E. Walnut Street, Level B
Des Moines, Iowa 50319
515.281.5503
CIO@iowa.gov

Table of Contents

Executive Summary	3
2016 Highlights	3
Background	4
Benefits to State Government	4
Funding	5
Enterprise Technology Initiatives	6
Increased Citizen Services	7
New State of Iowa Portal	7
Broadband Coordination	7
Digital Citizen Outreach	8
Enterprise Payment (ePayment) Portal	8
Geospatial Information Services (GIS)	8
Greater Efficiency	10
Enterprise Content Management (ECM)	10
Google Apps Implementation	10
Consolidation of IT Commodities	11
Datacenter Migration	11
Agency Support	12
Transparency	12
Agency Datasets	13
Government Fees	13
Public Comment	13
Administrative Rules	13
Standardization	13
IT Standards	14
Support for Executive Order 87	14
Improved Collaboration	15
Expand Partnerships	15
STEM	15
EO87 Leadership Team	15
Cyber Alliance Symposium	15
2016 Accomplishments	15
Awards	16
Innovation	16
Operations	17
IT Consolidation	18
Cybersecurity	19
2017 Vision	21

Measuring Success	23
2016 Highlights	24
OCIO Average Host Vulnerability Score	24
Performance Metrics	26
The following includes organizational performance for the 2016 fiscal year.	26
IOWAccess Revolving Fund	27
FY16 IOWAccess Projects and Activities	27
Financials	28
Statewide Technology Spend	28
IT Equipment & Software	29
Accompanying Documents	31
APPENDIX A - IOWAccess Revolving Fund - Annual Report FY2016	32
APPENDIX B - Salary Report	41
APPENDIX C - Donations, Grants, Gifts, and Contributions Report	41
APPENDIX D - Iowa Interactive Annual Report - FY2016	42
APPENDIX E - Statewide Broadband Report - 2016	46
APPENDIX F - Statewide Technology Expenditure Report - FY2016	50

Executive Summary

Each year the Office of the Chief Information Officer (OCIO) is required to produce various Information Technology (IT) reports:

- An annual report of the office (section 8B.9).
- An annual internal service fund expenditure report (section 8B.13, subsection 5).
- An annual report regarding total spending on technology (section 8B.21, subsection 6).
- An annual report of expenditures from the IOWAccess revolving fund (section 8B.33).
- An annual salary report (section 8A.341, subsection 2).
- An annual report of donations, grants, gifts and contributions (section 8B.6).
- An annual report regarding the status of broadband expansion and coordination, the connecting Iowa farms, schools, and communities broadband grant program established under section 8B.11, and the adequacy of the speed set in the definition of targeted service area in section 8B.1

We are combining these related reports and generating one comprehensive report for clarity, completeness, and efficiency. This approach to delivering on our reporting requirements has proved useful to the legislature, state agencies, citizens, and other interested parties. Unless otherwise noted, this report addresses activities from January 2016 through December 2016 with the exception of the appendices which are applicable to FY16.

Government technology must be both effective and efficient while supporting the agencies that ultimately provide services. This means we have standards, we invest carefully, we measure what we do and not just against ourselves, but against the goals and objectives of government. We provide a mix of sourcing solutions that provide the right people, processes, and technology.

Getting the right mix of solutions requires partnership. To that end, we view all state entities as colleagues and partners working together on behalf of our citizens. While we value the opportunities, we are also aware of what time costs. This means our focus remains on results. We will increase our ability to be nimble and responsive. We will be proactive about reallocating our time and resources to efforts that have a defined and measureable benefit while reducing efforts in other areas wherever possible.

2016 Highlights

- Implemented Google Apps for 20,167 mailboxes and 53 entities,
- Completed new IT managed services vendor qualification process,
- Released new CyberSecurity Strategy as directed in Executive Order 87,
- Provided direct services to agencies,
- Coordinated IT disaster recovery planning,
- Lead consolidation planning, coordination and support,
- Launched new state portal,
- Administered broadband certifications to 14 Iowa-based providers resulting in almost \$16 million in local investment,
- Supported and participated in major agency transformations including investments, Requests For Proposals (RFP), and much more.

As always, comments are welcome to: cio@iowa.gov

Background

Our Mission

Provide high quality, customer-focused

IT services and business solutions

To government and to citizens

The Office of the Chief Information Officer (OCIO) was created as an independent agency for the purpose of orchestrating the information technology (IT) resources of state government. The OCIO assigns and directs staff as required to support the IT requirements and initiatives of the Office, and to review and recommend approval of IT staff employment decisions in coordination

with the Department of Management. The Chief Information Officer is appointed by the Governor to serve at the pleasure of the Governor and is subject to confirmation by the Senate.

The Office of the Chief Information Officer emphasizes six key goals designed to transform the State of Iowa's information technology environment into a world-class, state-of-the-art portfolio.

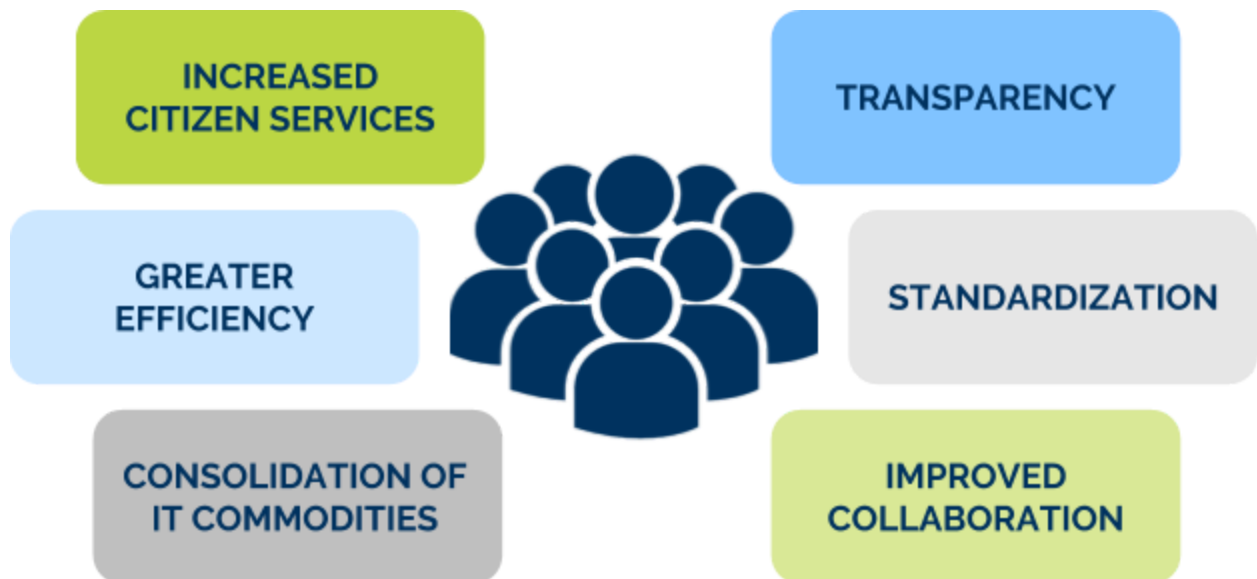


Figure 1: OCIO Key Goals

Benefits to State Government

Iowa Code Chapter 8B has the effect of centralizing accountability and oversight for information technology currently managed by state agencies into the Office of the Chief Information Officer.

The OCIO was created for the purpose of **leading, directing, managing, coordinating, and providing accountability for the IT resources of state government.**
SF 396, Iowa Code Chapter 8B

Among its many powers and duties, the OCIO has the authority to establish standards for IT used by state agencies, direct the work of agency IT staff, review and recommend approval of IT staff employment decisions in coordination with the Department of Management, and enter into contracts for the receipt and provision of IT services.

Funding

The OCIO is funded through multiple sources such as the OCIO Internal Services Fund, IOWAccess Fund, and Technology Reinvestment Fund.

STATE OF IOWA ENTERPRISE IT FUNDING SOURCE OVERVIEW														
 <p>Agency 185 Fund 0689 OCIO Internal Services Fund (Revolving)</p>	 <p>Agency 185 Fund 0297 IOWAccess Fund (Revolving)</p>	 <p>Agency 185 Fund 001 Approp 0C69 Technology Reinvestment Fund (Appropriation Available for 3 Years)</p>												
HISTORY														
<p>Est. 2014 - Iowa Code 8B.13 “...for activities of the office which are primarily funded from billings to governmental entities for services rendered by the office”</p>	<p>Est. 1998 - Iowa Code 8B.33 “...a service to the citizens of this state that is the gateway for one-stop electronic access to government information and transactions.”</p>	<p>Appropriated in 2014 - SF 2349 “For technology consolidation and technology improvement projects approved by the State Chief Information Officer pursuant to Chapter 8B.”</p>												
QUICK FACTS														
<p>FY16 Budgeted Revenues: \$50,697,171 FY17 Budgeted Revenues: \$52,296,691</p> <p>Purpose: Enterprise IT operations. Lights on maintenance.</p> <p>Source of funds: Information Technology service fees charged to state agencies. OCIO services include servers, software programming, mainframe, and networking.</p>	<p>FY16 Budgeted Revenues: \$4,015,000 FY17 Budgeted Revenues: \$3,894,000</p> <p>Purpose: Citizen facing e-government services including Broadband. Funds are available to all government entities.</p> <p>Source of funds: Value added service fees collected by the State of Iowa from the sale of driver motor vehicle records, professional licenses, and other online transactions.</p>	<table border="1"> <thead> <tr> <th></th> <th>Requested</th> <th>Appropriated</th> </tr> </thead> <tbody> <tr> <td>FY16:</td> <td>\$4,132,949</td> <td>\$0</td> </tr> <tr> <td>FY17:</td> <td>\$11,000,000</td> <td>\$0</td> </tr> <tr> <td>FY18:</td> <td>\$13,670,000</td> <td>\$1,000,000</td> </tr> </tbody> </table> <p>Purpose: Enterprise technology consolidation and improvement projects designed to make government more effective and efficient.</p> <p>Source of funds: Legislative Appropriation</p>		Requested	Appropriated	FY16:	\$4,132,949	\$0	FY17:	\$11,000,000	\$0	FY18:	\$13,670,000	\$1,000,000
	Requested	Appropriated												
FY16:	\$4,132,949	\$0												
FY17:	\$11,000,000	\$0												
FY18:	\$13,670,000	\$1,000,000												
USES OF FUNDS														
<p>Ongoing maintenance of established enterprise IT services including:</p> <ul style="list-style-type: none"> • State datacenters • Mainframes • Networks and servers <p>Working capital The federal government allows OCIO to carry up to 60 days (~\$8 million) of working capital to ensure payroll and vendor payments can be made on time. Balance Brought Forward money from year to year comprises the OCIO working capital.</p>	<p>Citizen-facing agency IT projects including:</p> <ul style="list-style-type: none"> • New state portal • Digital citizen outreach • Transparency <p>Portal services including:</p> <ul style="list-style-type: none"> • Public facing agency website redesign • E-government services • Maintenance of motor vehicle records system <p>Balance Brought Forward money</p>	<p>Innovation Projects including:</p> <ul style="list-style-type: none"> ✓ Statewide Enterprise Content Management including activities to begin to reduce Iowa paper. Proposed activities will include offerings available to agencies to digitize paper processes. ✓ Information Security and IT Infrastructure Projects including new secure cyber operations center space, threat detection, monitoring, and new systems to protect citizen data. ✓ Innovation Projects including 												

<p>Agency project support including consolidated services provided to IDR, DNR, DIA, and more.</p>	<p>includes encumbered funds for approved agency IT projects.</p>	<p>programs to engage STEM students and Iowa's technology business startup community to solve critical state data challenges.performance</p> <p>✓ Google E-mail implementation including the migration of data from 20,167 agency mailboxes and 15,000 additional archived mailboxes.</p>
---	--	--

Figure 2: State of Iowa Enterprise IT Funding Sources

Enterprise Technology Initiatives

The mission of the Office of the Chief Information Officer (OCIO) is to provide high-quality, customer-focused information technology (IT) services and business solutions to government and to citizens. Our enterprise technology initiatives support our key goals including the deployment of more citizen services, improved collaboration, consolidation of IT commodities, increased efficiency, standardization, and transparency.

In 2016, the OCIO worked across a broad range of projects and enterprise initiatives in alignment with these goals. As an IT organization supporting services consumed by every agency of the State of Iowa (State), our key enterprise initiatives are conducted in addition to the day-to-day support activities required to keep government IT services operational and secure. These initiatives maintain alignment with key efficiency goals established by Governor Branstad and with specific legislative mandates described below.



Figure 3: 2016 Enterprise Initiatives

Increased Citizen Services

Iowans are the driving force behind all of our initiatives as we strive to develop innovative technology solutions for citizen-centric government. To that end, empowering citizens to connect with their government is one of our key goals. The OCIO provides leadership across the enterprise helping agencies engage citizens through social media and online services.

New State of Iowa Portal

In April 2016, the OCIO released the newly redesigned official State of Iowa web portal, iowa.gov. The portal's design focused on providing citizens a single place to access information and services provided by the State of Iowa government. This year, Iowa.Gov had over 2 million page views and 612,937 visitors. Visit the State of Iowa portal at www.iowa.gov

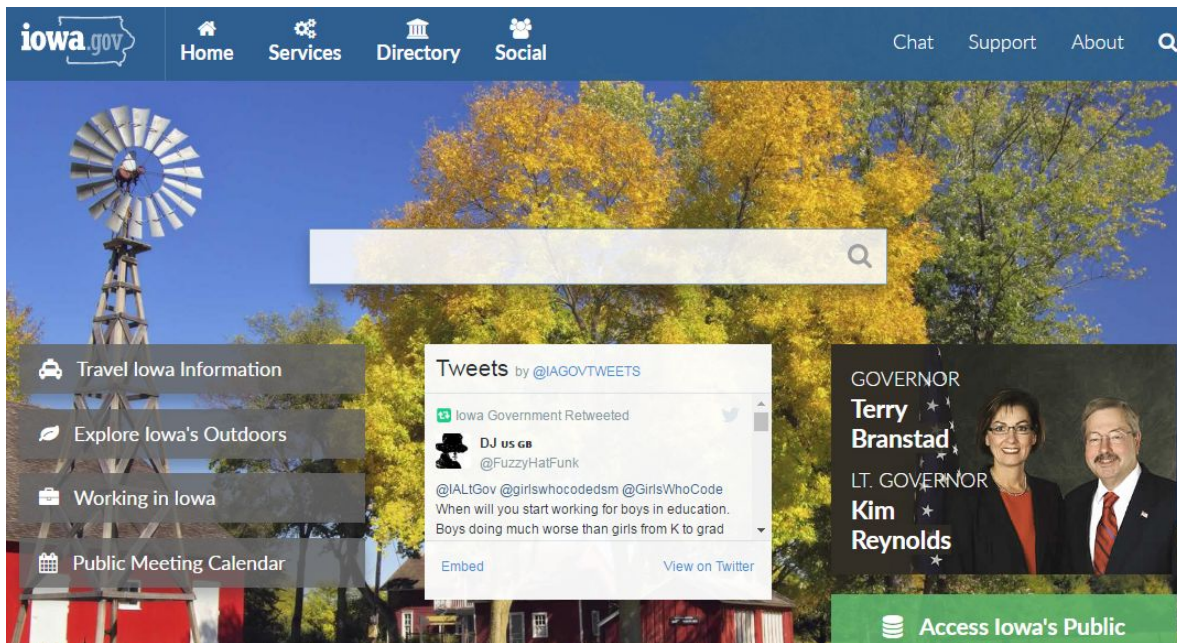


Figure 4: New State of Iowa portal

Broadband Coordination

In 2015, the Governor signed into law Iowa's Broadband Bill which defined both the policy and program framework required to catalyze the deployment of new high speed broadband infrastructure across the state. This legislation tasked the OCIO with organizing and developing a singular focused effort at accomplishing this goal.

In 2016, OCIO funded the broadband program to process tax incentives, resulting in new project requests across 20 counties, 14 different Iowa-based broadband providers, with 580 line miles of fiber and almost \$16 million invested. Those projects alone have provided high-speed broadband capability to over 4,000 homes and 700 businesses statewide. OCIO anticipates continued use of the program by Iowa-based broadband providers in 2017.

Additional information about Iowa's broadband initiative is available at ocio.iowa.gov/broadband

Digital Citizen Outreach

With the April 2016 launch of the new State of Iowa portal, for the first time ever, citizens have access to the state's social media directory, making it easy to find out which agencies have a presence on their favorite social media platform (see <https://directory.iowa.gov/social/>). OCIO has conducted social media best practices training to help agencies move forward with engaging citizens in the social media platform of their choice. Since 2014, the number of agencies engaging citizens through social media has increased almost four-fold!

Today, 41 agencies including the OCIO are actively using social media channels



Iowans are actively engaging with government using social media as is evidenced by the increased reach of several agencies' tweets. For example, the tweet at right of a deer peering into the door of a DNR office had almost 31,000 shares and reached over 616,000 people, according to Twitter's reports.

In addition to connecting with citizens via social media, the OCIO offers a new service that allow citizens to subscribe to email updates on almost 100 topics from 20 agencies. This service allows a citizen to manage her subscriptions using a single account. In 2016 alone, 7 million messages were sent to over 367,000 subscribers. Citizens may subscribe to these topics using the subscribe button on www.iowa.gov or by following instructions on any of the agency websites using this service.



Enterprise Payment (ePayment) Portal

At the end of March 2016 the OCIO initiated an enterprise effort to define requirements for an ePayment portal. While many agencies leverage online payment services through the State Treasurer's Office, some agencies use other electronic payment providers or even require payment be made by cash or check. In order to provide a consistent citizen experience and improve efficiency in payment processing, the OCIO is leading an initiative to identify needs of both citizens and agencies as it relates to ePayment and ultimately, implement an ePayment portal. Agencies and citizens are currently being surveyed about their experiences and needs as vendor solutions are explored.

Geospatial Information Services (GIS)

With the simple click of a button, citizens can find information about their communities ranging from educational performance to food deserts to wildlife habitats. Geospatial information services (GIS) are used to help understand relationships and patterns between these data using maps.

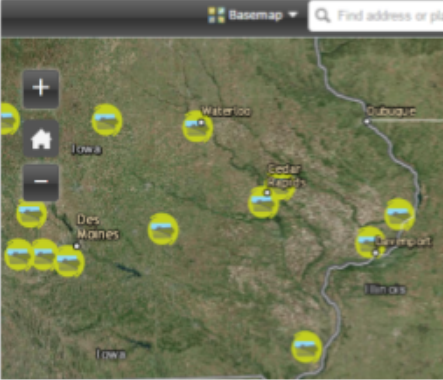
Iowa citizens found a growing number of map-based resources providing timely detailed information online in 2016. In fact, mapping data enhanced 335 applications created by more than 20 agencies and attracted over 79,000 visitors to the ArcGIS Online system.

Mapping data enhanced 335 applications ...and **attracted over 79,000 visitors** to the ArcGIS Online system.

The OCIO helps make this possible by providing expertise, guidance and tools to collaboratively establish the [Iowa Geospatial Infrastructure \(IGI\)](#), a common framework of geographic data, metadata, policies, standards, tools, and users. This infrastructure allows spatial data to be used in an efficient, effective, flexible and economical way.

2016 TOP MAP RESOURCES

IOWA CERTIFIED SITES ECONOMIC DEVELOPMENT (IEDA)




Iowa Certified Sites drew nearly 80,000 visitors in 2016 providing developers, planners and citizens with detailed and accurate information about sites certified for development.

The ability to pinpoint specific locations with a click and see key data at a glance is more meaningful and transparent than pouring through spreadsheets and lists.

<http://www.iowaeconomicdevelopment.com/SiteLocation/CertifiedSite>

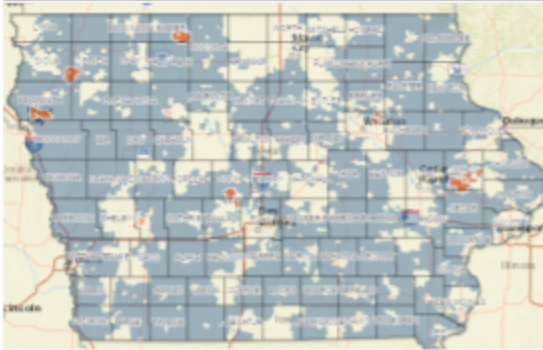
PRESCRIPTION DRUG DROP-OFF LOCATION OFFICE OF DRUG CONTROL POLICY



Prescription Drug Drop-off Location informs people of where unused prescription drugs can be disposed of safely. The Office of Drug Control Policy reduced the workload for maintaining the lists of drop-off locations while providing citizens with a simple way to get the information.

<http://arcg.is/2gsTAsK>

IOWA BROADBAND TSA ELIGIBILITY APPLICATION



Iowa's Broadband TSA Eligibility Application assists State staff and citizens who need to know whether they are in a targeted service area covered by the efforts to increase broadband penetration in underserved areas. It generated more than 2500 views of meaningful and precise data.

<https://arcg.is/2j22ezH>

Figure 5: 2016 Top GIS Map Resources

Greater Efficiency

As the enterprise technology leader, the OCIO is focused on using technology to empower an efficient government workforce, equipping civil servants statewide with the tools they need to serve Iowans.

Enterprise Content Management (ECM)

Agencies across the state have expressed the need for an enterprise content management (ECM) solution to electronically collect, manage and preserve records. While there are multiple document repository or ECM solutions in use across the state today, we need an efficient enterprise solution designed to meet the needs of agencies. To that end, the Enterprise Content Management Pilot Project kicked off in November 2016. This project, in coordination with the Department of Administrative Services, will use the OpenText Content Suite to store attachments associated with 1/3 documents. It will also provide State Records Managers the ability to search for records, redact as needed and respond to FOIA requests related to the documents that are stored in the system.

Google Apps Implementation

On December 12, 2016, the State of Iowa's Executive Branch converted to Google for e-mail and productivity services! New email solutions are better, faster, cheaper, and in fact, more secure than anything the State has today or can provide in the near future. The Google Apps suite includes email and calendaring, but also state of the art tools for collaboration and productivity that will present huge opportunities for new efficiency across the state in the coming years.

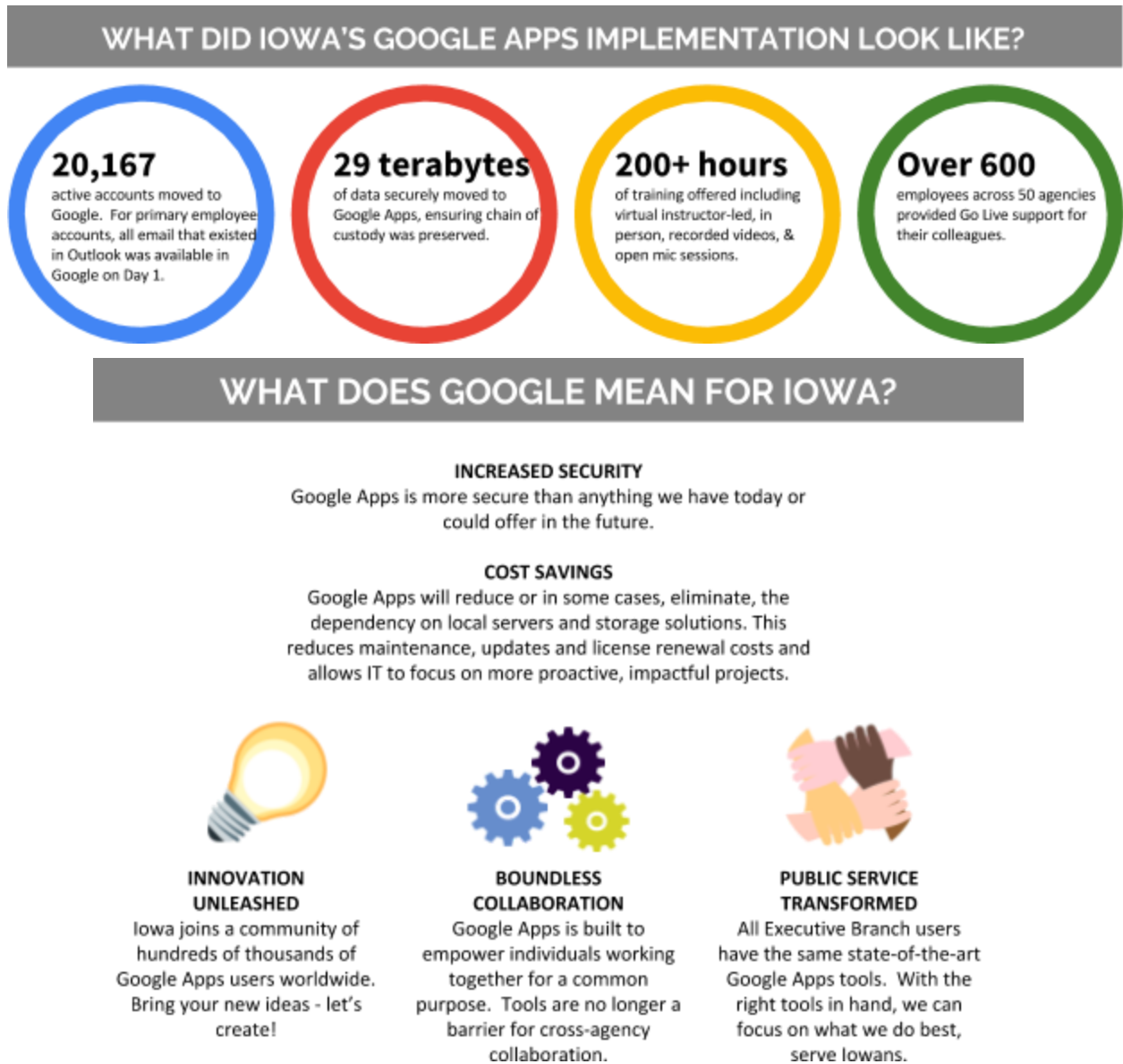


Figure 6: Google Apps implementation

Consolidation of IT Commodities

The best solutions are found when we integrate collaboration, enterprise focus and selective consolidation. This includes finding and moving services to best-in-class providers and working together to eliminate technology redundancies across the state.

Datacenter Migration

In 2014, the primary State of Iowa data center experienced an electrical fire that brought down most statewide IT services. Since that time, the primary data center generator has also reached end of life and the Department of Administrative Services did not receive funding for its replacement. Efforts to begin this work in earnest cannot commence without Technology Reinvestment Funding requested by OCIO for future fiscal years. This initiative includes moving certain services from the state's primary data center to cloud providers as well as moving

agency systems from across the state to a regional data center provider. This will reduce if not eliminate the state’s need to maintain physical data centers and allow state technologists to focus on new initiatives instead of keeping the lights on.

Agency Support

In 2016, OCIO strengthened its relationships with multiple agency partners including the Iowa Veterans Home and Iowa Utilities Board, consolidating their IT services through the OCIO.

In 2016, demand for Technology Account Managers (TAM) more than doubled with TAMs **supporting 22 organizations including agencies, boards & commissions** in total (an increase of 13 over 2015).

In response to agency needs, two additional Technology Account Managers (TAMs) were added to the Agency Services Team. TAMs assist agencies with IT planning, budget, coordination, service delivery, and technology oversight tasks allowing agencies to forgo the duplication and expense of hiring a dedicated information technology manager for their agencies. At any given time OCIO, tracks 55+ IT projects for many agencies. Major 2016 projects included:

- Completed Windows 2003 Server upgrades for a large number of agencies
- Department of Revenue (IDR) Tax Credit Administration System development
- Tax Year 2016 support for IDR including property tax and credits
- Alcoholic Beverages (ABD) licensing system
- State Public Defender Assessment
- Google Apps implementation
- Driver License Lookup Service Rewrite

Transparency

The OCIO’s transparency initiative supports sharing information with citizens in the spirit of an open and accountable government. This includes the state transparency portal comprised of five websites.

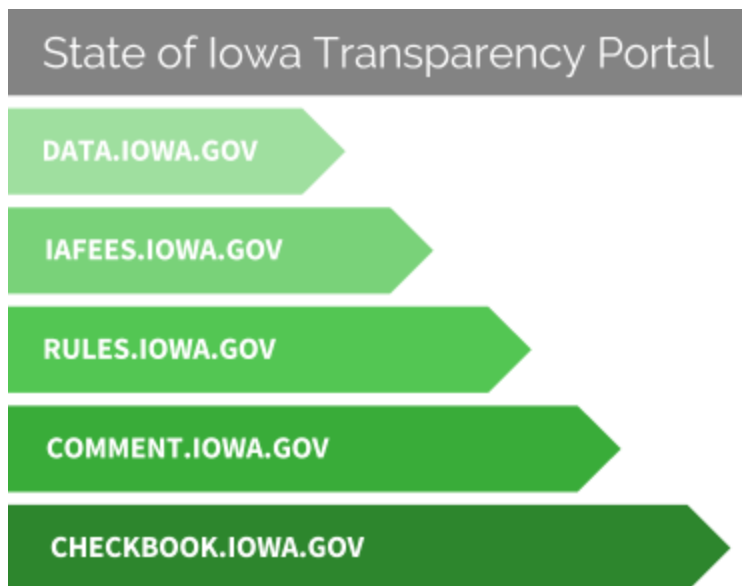


Figure 7: Iowa Transparency portal

Agency Datasets

Both data.iowa.gov and checkbook.iowa.gov allow citizens direct access to data from over 40 agencies. In 2016, over 25,000 people visited data.iowa.gov with access to 132 datasets and over 800 charts or maps. The most popular data includes [licensed insurance companies](#), [Iowa liquor sales](#), [active Iowa business entities](#), and the [State of Iowa salary book](#).

Government Fees

Developed as a result of House File 2274, the iafees.iowa.gov website provides citizen's access to information about the fees charged by agencies. This website is the first of its kind in the nation allowing citizens, students, legislators or interest groups to analyze government fees from a single location.

iafees.iowa.gov is the first website of its kind in the nation allowing anyone to analyze government fees from a single location.

Public Comment

Comment.iowa.gov is used by agencies to gather feedback from citizens and businesses on proposed plans, provides transparency and encourages engagement. In 2016, this site had over 5,000 views and feedback was gathered for the OCIO Broadband Program (HF655), Iowa Workforce Development Workforce Innovation and Opportunity Act (WIOA) State Plan, and the Governor's Working Group for Justice Policy Reform Strategies Justice Policy Reform Plan. The ability to allow citizens to comment on proposed plans has caught the attention of several other government entities as OCIO has been contacted by Queensland, NZ and the Minnesota Registrar with requests to share this website code.

Administrative Rules

Rules.iowa.gov allows members of the public the opportunity to comment on administrative rules in the notice process. From January to December 2016, 573 notices garnered 102 comments and were viewed over 98,000 times.

Iowa is 1 of only 3 states with an online public comment website for its administrative rules process.

This year, rules.iowa.gov was honored by the National Association of State Chief Information Officers (NASCIO) with the Government to Citizen award. Iowa is one of only three states with an online public comment website and the only state that allows comments to be collected by specific section.

Standardization

The OCIO with input from state agencies establishes enterprise technology standards. These standards exist to reduce risk to government operations, ensure judicious and prudent spending, and ultimately expedite citizen access to services. Six multi-agency workgroups participate in the development and recommendation of enterprise IT standards from cybersecurity to project management best practices. In 2016 alone, the Projects & Investments workgroup reviewed 65 new technology projects to reduce duplication across government,

safeguard data through security compliance and ensure an enterprise focus on technology investments.

IT Standards

The IT Policy workgroup, led by the OCIO, is tasked with defining enterprise technology policies and standards. In 2016 this workgroup developed, discussed and reviewed six standards as well as the State of Iowa employee handbook. Two of the standards were published in 2016 – Enterprise Logging Security and Wireless LAN Security – which specifically establish guidance for baseline security protections. The four additional policies reviewed in 2016 and to be published in 2017 include Enterprise Information Security, Enterprise Malware Protection Security, Website Policy Notices, and Intranet standards. In addition to the standards actively in process, the IT Policy workgroup is working on an umbrella policy for agencies to identify high-risk confidential information and will continue to review other outdated policies on a periodic basis.

For additional information, see <https://ocio.iowa.gov/standards>

Support for Executive Order 87

The Executive Order 87 Leadership team, along with several key partners, worked diligently to prepare recommendations that will have a direct and sustainable impact on protecting lifeline critical infrastructure, reducing risk to government operations, and creating sustainable partnerships in cybersecurity. The OCIO lead the multi-agency effort to deliver Iowa’s Cybersecurity Strategy (Appendix F).

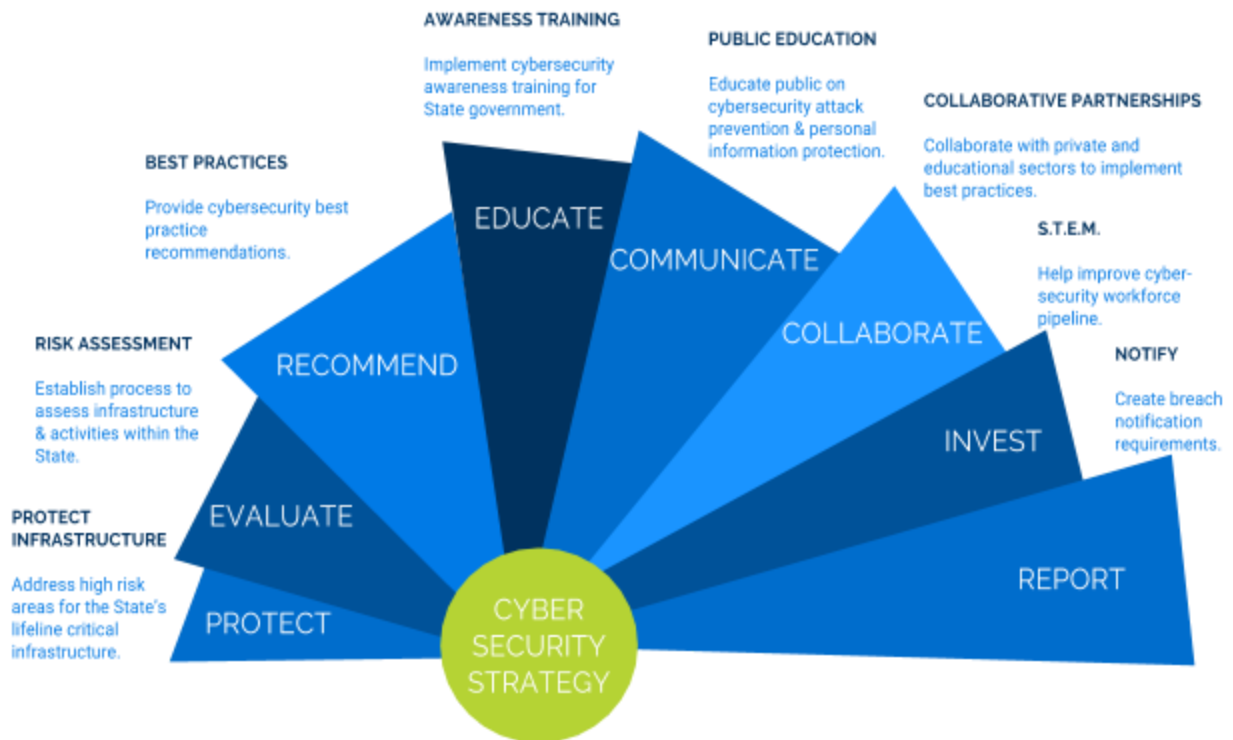


Figure 8: Executive Order 87 action areas

Improved Collaboration

The OCIO acknowledges its role as a catalyst for collaboration across industries and sectors leveraging technology and improve the life of Iowans. This includes activities such as gathering best-in-class leaders together to improve Iowa's cybersecurity workforce pipeline, building upon existing partnerships with Iowa Regents institutions, and engaging with cities, counties and school districts.

Expand Partnerships

The OCIO will expand its cross-jurisdictional partnership efforts in 2017 to include new activities with cities, counties, and school districts. New efforts with Iowa Regents institutions are also currently being explored including Information Security coordination (see STEM below) and a goal to establish a shared learning management system for State staff in 2017.

STEM

The need for additional science, technology engineering, and math (STEM) workers along with the need for a cybersecurity workforce is well documented. In order to increase the number of workers there needs to be an increase in the number of students focused on cybersecurity. The OCIO along with key partners including ISU, is developing STEM scholarships and support structures to grow Iowa's cybersecurity workforce. Additional information can be found at iowastem.gov

E087 Leadership Team

In collaboration with the Iowa National Guard, Iowa Homeland Security and Emergency Management Department, Iowa Communications Network, and the Department of Public Safety developed Iowa's first holistic cybersecurity strategy. This strategy identified numerous recommendations to increase Iowa's ability to respond to cybersecurity events, and, in fact, proactively mitigate risks for its citizens and government operations. Ongoing partnership with public and private entities as well as ongoing collaboration with federal partners is required to protect Iowans from the persistent threat of cyber-attacks. I

Cyber Alliance Symposium

The Iowa Cyber Alliance is dedicated to the continual improvement of the cybersecurity posture of the citizens of Iowa and the engines of economic growth and development for the State and the region. The annual symposium focuses on building private/public partnerships. Lieutenant Governor Reynolds spoke at this year's symposium.

The Iowa Cyber Alliance will be **one of the nation's first statewide comprehensive programs** dedicated to providing security education, outreach, and training to government agencies, businesses, and all its citizens.

2016 Accomplishments

The Office of the Chief Information Officer (OCIO) team accomplished many major projects within the realm of information technology (IT) innovation, operations and consolidation. These accomplishments include transparency, cloud services, and innovation projects to support

greater efficiency, high quality citizen services, and secure storage for critical State data. Additionally, the OCIO successfully completed dozens of IT projects and oversaw new consolidation support and planning activities for Veterans Home (IVH) and Utilities Board (IUB).

Awards

In 2016 three state technology efforts received recognition for outstanding web applications and web sites.

- **NASCIO Award “Government to Citizen” for Administrative Rules Public Comment Website.** The National Association of State Chief Information Officers honored the Office of the Chief Information Officer for the development of <https://Rules.iowa.gov> which allows the public to comment on proposed Administrative Rules. Iowa is one of only three states with an online public comment website and the only state that allows comments to be collected by specific section. The award recognizes innovative services or communication channels for citizens, provide for open government, increase government’s efficiency and/or stimulate citizen engagement and interaction.
- **eRepublic Finalist for Best of the Web.** Best of the Web (BOW) awards recognize city, county and state governments for their work to engage citizens online while also providing them with cutting-edge Web services. Iowa was recognized for the refresh of the state portal <https://www.iowa.gov> This is the first time in the 20 year history of the award program that Iowa has been recognized. The new design of the website with social media integration and quick links to open data and checkbook transparency information moved Iowa into a leader position.
- **ESRI Special Achievement Award in GIS.** The [Special Achievement Award in GIS](#) was awarded to the Department of Natural Resources (DNR) for their efforts to publish 20 plus maps and the integration of map information into DNR applications. The award recognized the team delivering these maps as the Iowa DNR GIS Section Staff, DNR and OCIO Information Technology staff as well as the vision of many of the staff and management in the Fisheries, Wildlife, Water Quality and Land Quality Bureaus. This award recognizes the collaborative effort to make things easier for the public to find recreation, conservation and environmental information.

Innovation

- **Google Apps for Government.** For the first time ever, most of the Executive Branch is using the same platform for email and collaboration! In addition to email, calendaring and eDiscovery, the entire Google Apps for Government core suite is available to agencies at no additional cost. Agencies can take advantage of these additional state-of-the-art tools and discover ways to more efficiently and effectively serve Iowans.
- **OCIO Innovation Lab & Conference Center.** This state-of-the-art facility offers meeting space for 36 staff and can accommodate training for up to 66 in-person attendees and limitless virtual participants.



Figure 9: OCIO Innovation Lab & Conference Center

- New Brokered Services & Products.** Expanded IT Brokerage portfolio to include additional services including customer relationship management (SalesForce), workforce management (Kronos), and Application Development Scrum. Additionally, Iowa's Invitation to Qualify technology vendor list was expanded to include IT Managed Services. For the first time ever, the State of Iowa has a one-stop shop for the acquisition of IT goods and services with special emphasis on standardized terms and conditions to protect and secure citizen data.

Operations

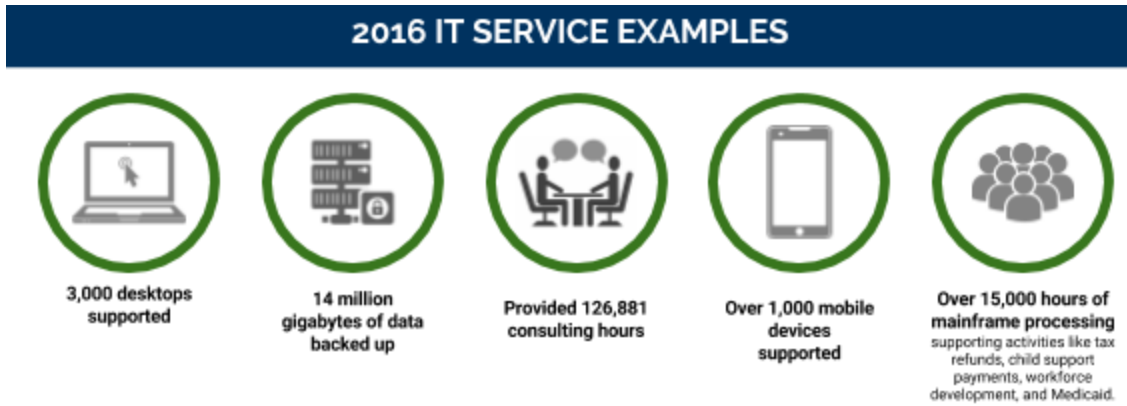
- Deployed Additional Technology Account Managers.** Two additional Technology Account Managers (TAM) were added to the Agency Services team in 2016. TAMs serve as OCIO representatives focused on technology liaison and planning services for agencies, particularly in cases where the agency has opted to receive IT leadership services from OCIO rather than hire its own IT administrator. These Technology Account Managers have been assigned to assist agencies with IT planning, budget, coordination, service delivery, and technology oversight tasks.
- Expanded Agile Teams.** This year, the OCIO further expanded the implementation of agile methodology in application development projects. Using this new methodology, teams are able to deliver technology-based solutions to executive branch agencies with greater flexibility and speed than the traditional waterfall methodology, working closely with business partners to ensure a shared understanding of the problem they are addressing.

In 2016, the number of OCIO agile teams grew from 1 to 6.

- Continuous Improvement.** We are always looking for ways to improve collaboration and communication between IT professionals and this year, the concept of continuous integration (CI) was introduced. CI takes a step towards improved communication and faster time to market by providing constant feedback on software status and allowing

teams to identify and correct defects earlier in the software development lifecycle. Automated software deployments using Octopus Deploy have helped reduce user errors. This is part of a broader effort to improve DevOps (software DEvelopment and information technology OPerations) practices.

- **IT Service Delivery.** All executive branch agencies receive some IT services from the OCIO in addition to 48 counties, 7 cities, and 17 schools. IT services range from software development to desktop support, security training and support of the State’s financial system (I/3) just to name a few:



A full listing of services is available at <https://ocio.iowa.gov/direct-services>

IT Consolidation

The best solutions are found when we integrate collaboration, enterprise focus and selective consolidation. In 2016, the Iowa Veterans Home and Iowa Utilities Board consolidated IT services through the OCIO. Fully Consolidated Organizations receive all their technology services from OCIO including management and oversight of IT staff.



Figure 10: Fully Consolidated Agencies, Departments, Boards, and Commissions

Support for All Agencies of State Government. Throughout 2016, the OCIO provided value-added IT services to every agency of the State of Iowa including a variety of email, mainframe, software development, server hosting, information security, and database support services.

In total, **58 entities use OCIO services.** This includes agencies, departments, boards, and commissions.

Cybersecurity

There are several key projects underway to promote the secure use of technology and increase cybersecurity awareness for employees and citizens of Iowa. We are committed to protecting confidential data by working with our partners to comply with laws and ensure the latest cybersecurity practices are employed to thwart the efforts of cyber criminals.

ONGOING CYBERSECURITY ACTIVITIES

- Vulnerability Management.** Scans and analyzes state computers and networks for known vulnerabilities. The vulnerability management solution is available to state agencies, schools, and county governments.
- Intrusion Detection.** Monitors and identifies malicious network activity. Appropriate security measures are applied to keep networks secure and protect data when malicious activity is detected.
- Disaster Recovery.** All state agencies provide the ISO a copy of continuity of operations (COOP) or continuity of government (COG) plans. Plans allow for continued government services in support of our citizens when disaster strikes.
- Risk Assessment.** A formal cybersecurity framework for evaluating the level of risk for each agency. Provides education and feedback to agencies so they can secure their information technology systems and protect citizen information.
- Training & Outreach.** The ISO provides agencies with on-premises and online cybersecurity training to cultivate long term security awareness and behavior throughout state government.
- Web Application Scanning.** The ISO performs penetration testing of web applications to find weaknesses in programming code as a preventative measure against cyberattacks.
- Threat Intelligence.** Through vendor and federal government sources, the ISO continually monitors the advanced persistent threat in an effort to thwart cyber criminal activity.

Figure 11: Ongoing Iowa Cybersecurity Activities & Services

- **Relaunched State cybersecurity website.** The refreshed website includes over 30 key cybersecurity services offered by the OCIO, information for citizens and agencies, security alerts, and current events. For additional information about services offered, visit Iowa’s cybersecurity website



at <https://iso.iowa.gov/>
home page

Figure 12: State of Iowa cybersecurity



Figure 13: Cybersecurity services catalog

- Created Iowa’s Security Operations Center (SOC).** The SOC is a centralized unit dealing with cybersecurity issues for the state of Iowa. The SOC provides the State of Iowa a better way of identifying, protecting, detecting, responding, and recovering from any cybersecurity incidents within the state. In 2016 this meant focusing on reducing response times, enhancing detection of sophisticated attacks and increasing visibility into malware threats.
- Delivered State of Iowa Cybersecurity Strategy.** In collaboration with the Iowa National Guard, Iowa Homeland Security and Emergency Management Department, Iowa Communications Network, and the Department of Public Safety developed Iowa’s first holistic cybersecurity strategy. Strategy identified numerous recommendations to increase Iowa’s ability to respond to cybersecurity events, and, in fact, proactively mitigate risks for its citizens and government operations.



- Intentionally integrated science, technology, engineering, and math (STEM) outreach and growth efforts.** Through participation in Iowa’s Cyber Alliance, the OCIO and other organizations across the State gave renewed focus to educating, engaging and employing Iowans in cybersecurity. This year, the OCIO sponsored HyperStream and participated in the ISU Cyber Defense















competition. HyperStream fosters real-world learning for 5th-12th grade students through hands-on technology projects through school organized clubs, combined with the opportunity to work with technology mentors. Within higher education, the ISO, in partnership with the Iowa National Guard, connected to the ISU cyber exercise environment.

2017 Vision

With each passing year, the pace of technological change is accelerating. Over the years, information technology services like e-mail that were originally managed by a small group of internal staff have grown in complexity, taking more expertise to manage than ever before. Meanwhile, securing and protecting citizen data has become increasingly challenging.

Finding a balance between maintaining aging systems and developing new innovation projects is the central challenge for IT departments across the United States. As the OCIO looks forward to 2017, we plan to expand our IT brokerage model to include public and private sector partnerships focused on securing our systems, maintaining critical services, and making state government more efficient, citizen focused, and agile. By engaging partners to manage our long term support needs, the OCIO can turn its focus to the innovation challenges of government and to transforming the delivery of next generation services for all agencies of the State of Iowa.

2017 CORE INITIATIVES

	REDUCE DEPENDENCIES ON INTERNAL STATE IT ASSETS	Continued cloud adoption, redundant campus networking and third party security solutions.
	EXPAND PARTNERSHIPS	Foster and develop relationships with managed IT service providers, build collaboration with institutions as well as local jurisdictions.
	IT BROKERAGE	Establish a single, large scale IT goods and services contract for the Executive Branch.
	CYBERSECURITY	Improve the State's cybersecurity position by enhancing the Security Operations Center (SOC) and expanding services offered.
	AGENCY SUPPORT	The best solutions are found when we integrate collaboration, enterprise focus and selective consolidation to better serve Iowans.
	TRANSPARENCY PORTAL	Advance the Governor's goal of maintaining a transparent and open state government.
	DIGITAL CITIZEN OUTREACH	Improve citizen engagement through the use of digital tools.
	BROADBAND COORDINATION	Catalyze the deployment of new high speed Broadband infrastructure across the state.
	EPAYMENT PORTAL PILOT	Provide an improved and consistent citizen experience by implementing an enterprise payment (ePayment) portal.
	EXPAND STEM OPPORTUNITIES	Engage science, technology, engineering, and math (STEM) students to solve critical state data challenges.
	IT STANDARDS	Review and develop enterprise technology policies and standards.
	GEOSPATIAL DATA	Expand and improve access to geospatial (GIS) data.

The following core initiatives are awaiting Technology Reinvestment Funding (TRF). The goal for TRF is to fund enterprise solutions benefiting all agencies, reducing duplicative systems across the state.

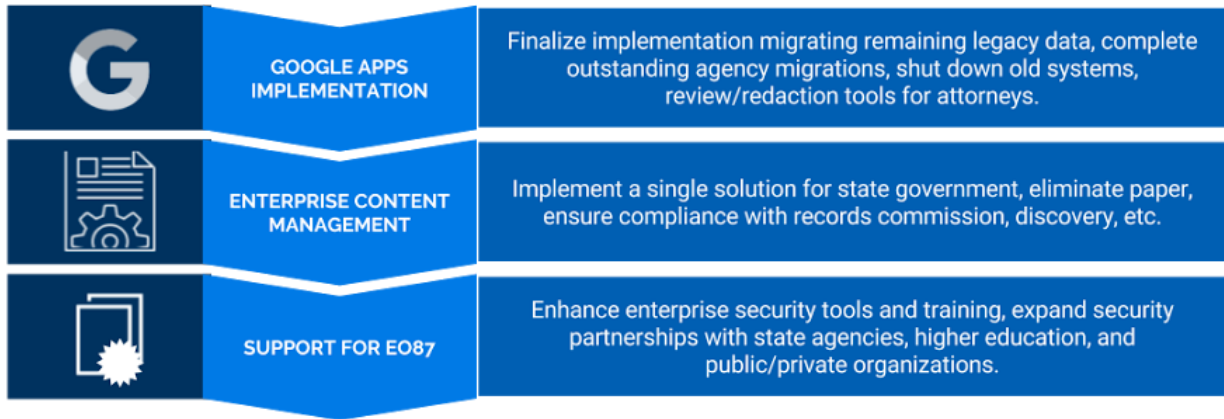


Figure 14: 2017 Core Initiatives

Measuring Success

The Office of the Chief Information Officer (OCIO) has established the following measurable goals to evaluate progress and moreover improve results so we can better serve citizens. These metrics span core functions within the OCIO.



Figure 15: Performance Management Process

2016 Highlights

The following highlights key results in services offered by the OCIO for the 2016 calendar year.

OCIO Average Host Vulnerability Score

This score is indicative of the State's potential vulnerability to known threats, and provides visibility into one facet of the State's security program. The lower the score, the fewer potential vulnerabilities exist.

In 2016, we saw a **26% increase in host coverage** while reducing our exposure to known potential threats as the average **vulnerability score decreased by 29%** for both OCIO and the Enterprise.

Why are we doing this? We are reducing known vulnerabilities in our systems.

What was achieved?

In 2016 we focused on increasing coverage and lowering host scores. We partnered with agencies to zero in on refining endpoints (laptops, desktops, servers etc), implementing timely patch management, and communicating vulnerability risk. The results were lower vulnerability scores and an increase in the number of hosts scanned across the enterprise.

Data source: Enterprise Vulnerability Management System (EVMS)

Data reliability: This score is reflective only of the systems currently being scanned by EVMS. Vulnerabilities cannot be measured for systems without EVMS installed.

Percent of State employees receiving security awareness training

The OCIO Information Security Office (ISO) provisions and monitors the State's security awareness training program.

Why are we using this measure? The State's first line of defense in preventing a cyber-threat is its employees. Cybersecurity is everyone's responsibility and training is a critical part of our State's Cybersecurity program. Annual security training provides all State employees information about cybersecurity and their role in safeguarding data.

Out of 16,785 state employees on record, **58% of state employees have completed security training.**

What was achieved? Out of 16,785 state employees on record, 9,740 (58%) have completed the training. The drop in participation this year can be attributed in part to the training being unavailable for four months while renewals were negotiated. Efforts are ongoing to increase participation; however, improvements require participation and prioritization by all agencies.

Securing the Human Training was also offered to cities, counties and school districts in Iowa; however, their participation is not included in this performance metric.

Data sources: Securing the Human Training VLE, data.iowa.gov

Data reliability: The processes for enrolling employees in training varies by agency. Additionally, participation varies by agency as some agencies may offer training to only a subset of employees or participate in an alternative training.

Performance Metrics

The following includes organizational performance for the 2016 fiscal year.

FY16 PERFORMANCE



100%

Network availability is the bedrock for ensuring reliability of the State's information technology resources, impacting all branches of government.

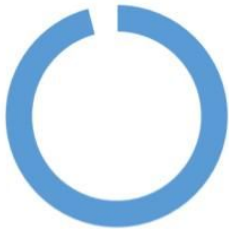
CORE NETWORK UPTIME



99%

Websites connect constituents to citizen services. Measuring the availability of these websites helps ensure crucial services are readily accessible.

CORE WEBSITE UPTIME



96%

This industry standard metric allows us to measure our service delivery against nationally recognized benchmarks; ultimately, ensuring efficient use of State resources.

PROJECTS DELIVERED ON-BUDGET



96%

This year's focus is on establishing a benchmark for on-time delivery. To date, we are exceeding the industry benchmark for on-time delivery.

PROJECTS DELIVERED ON-TIME



96%

This measure of customer service allows us to guarantee performance meets or exceeds industry standards.

ON-TIME PRINT DELIVERY



68%

The State's first line of defense in preventing a cyber-threat is its employees. Annual security training offers all State employees information about cybersecurity and their role in safeguarding data.

STATE EMPLOYEES RECEIVING SECURITY AWARENESS TRAINING

29% reduction

AVERAGE OCIO HOST VULNERABILITY SCORE

The average vulnerability score was 2307 in FY16 for OCIO hosts. This score is indicative of the State's potential vulnerability to known threats, and provides visibility into one facet of the State's security program. The lower the score, the fewer potential vulnerabilities exist.

4

NEW IT SERVICES DELIVERED

These services provide statewide consistency in negotiated terms & conditions, and offer agencies a set of managed services, reducing agency effort in contracting and freeing up time to focus on delivering business solutions.

3

DISASTER RECOVERY DRILLS

While we cannot predict when a disaster will occur, we can diligently prepare. These recovery drills help ensure proper protocols are in place and understood, should a disaster occur.

IOWAccess Revolving Fund



The purpose of the IOWAccess Revolving Fund (IOWAccess) is to create and provide a service to Iowa's citizens that will serve as a gateway for one-stop electronic access to governmental information, transactions, and services at state, county, or local levels. In this role, the fund supports agency proposals that facilitate ease of application, accessibility of information, and/or submission of data.

The various IOWAccess projects that have been developed through the IOWAccess Revolving Fund continue to make more data available from state government and are a means to connect more citizens to their government. Since 1998, completed projects totaling over \$15 million have been financially supported by IOWAccess. In addition, over \$5 million has been awarded towards e-Government projects currently under development.

In FY16, 32 projects were funded by IOWAccess.

There are currently 13 potential projects for a total of \$3.2 million under final review.

The IOWAccess Revolving Fund has been and continues to be an important funding source for a variety of e-Government projects (many times the only source), from licensing services to providing website accessibility training to agency employees.

The OCIO contract for network management of IOWAccess was held by Iowa Interactive, LLC, a wholly-owned subsidiary of NIC, Inc., until the contract expired July 1, 2016. Upon expiration of the contract with Iowa Interactive in 2016, OCIO assumed the day-to-day responsibilities of the network manager and used the transaction fees to contract for fixed-price services to create static and dynamic web services for state agencies at no cost to the agencies. This move represents a significant change from the transaction-fee model used under the prior contracts with Iowa Interactive, LLC. Now, each website delivered to agencies through IOWAccess will be independently bid, tracked, and paid in accordance with the highest standards for transparency and accountability nationwide. OCIO hopes to show increased value, more innovative websites, and faster delivery to state agencies as a result.

FY16 IOWAccess Projects and Activities

IOWAccess funding supported the following activities and projects this fiscal year.

- [New State of Iowa portal](#) including the [State social media directory](#)
- [City of Leon website](#)
- Delivered 18 agency or program websites
 - [Board of Pharmacy](#)
 - [Division of Credit Unions](#)
 - [Inspections and Appeals](#)
 - [Iowa Alcoholic Beverages Division](#)
 - [Iowa Commission on Volunteer Services - Volunteer Challenge](#)
 - [Iowa Mentoring](#) (Economic Development)

- [Iowa Property Assessment Appeal Board](#)
- [Department of Management](#)
- [Medical Examiners Office](#)
- [State of Iowa Service Desk](#)
- [Office of Drug Control Policy](#)
- [Public Health Accreditation Planning Services](#) (Public Health)
- [Racing and Gaming Commission](#)
- Department of Revenue intranet (restricted to agency staff)
- [Smokefree Homes website](#) (Department of Public Health)
- [State Auditor](#)
- [Terrace Hill](#)
- [Volunteer Iowa](#) (Economic Development)
- eFile pre-need sellers and perpetual care cemeteries (Iowa Insurance Division)
- Electrical licensing (Department of Public Safety)
- Distance learning database (Iowa Communications Network)
- Salesforce grants management development (Economic Development Authority)
- Infogroup website (Office of the Chief Information Officer)
- School alerts replacement (Office of the Chief Information Officer)
- Completed design of 12 agency websites including Department of Human Rights
- Ongoing management of Driver License Records Abstracts (DLR) service
- Maintenance support for 6 applications

The full report for IOWAccess can be found in Appendix A which contains the details of ongoing projects and their expenditures. IOWAccess earned \$34,121 dollars in interest for FY16.

Financials

The Office of the Chief Information Officer (OCIO) projects minor increases in budget as we continue to centralize administration, broker services, consolidate, and improve processes. Although increases in OCIO Internal Services Fund revenues are anticipated from FY14 through FY17, these are the result of increased agency utilization of OCIO services – driving gains in efficiency and capability.

The budget projection is required by the Legislature and provided by the OCIO.

Statewide Technology Spend

In accordance with Iowa Code Chapter 8B.21 section 6, the Office of the Chief Information Office creates an annual report regarding total spend on technology. A detailed breakdown of FY16 IT expenditures is included with this document as Appendix F. A summary analysis of that data is as follows:

IT Equipment & Software

\$60.53 Million from July 1, 2015 - June 30, 2016

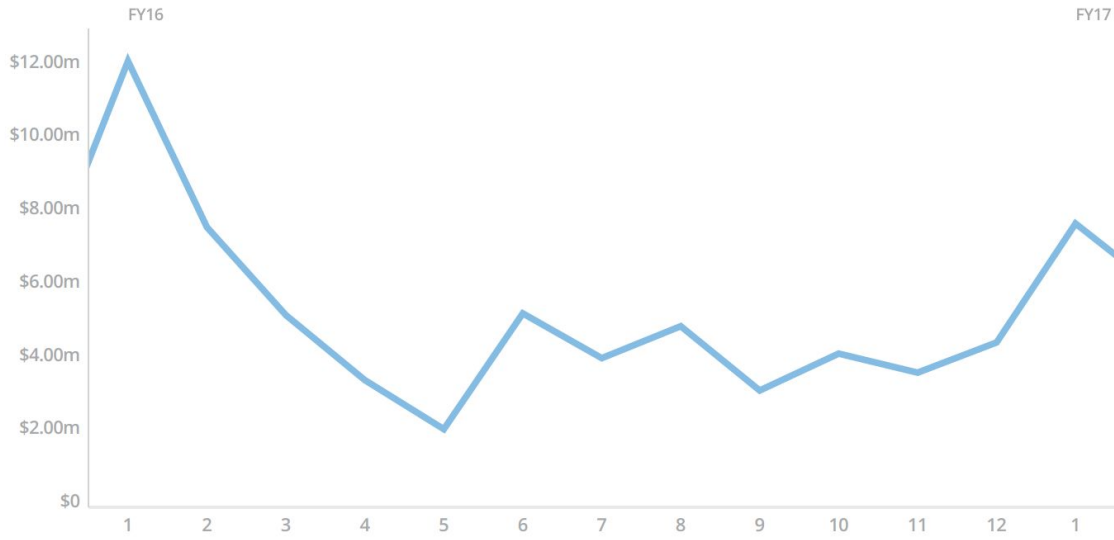


Figure 16: Actual statewide IT equipment and software spend by fiscal year and period

IT Outside Services

\$56.41 Million from July 1, 2015 - June 30, 2016

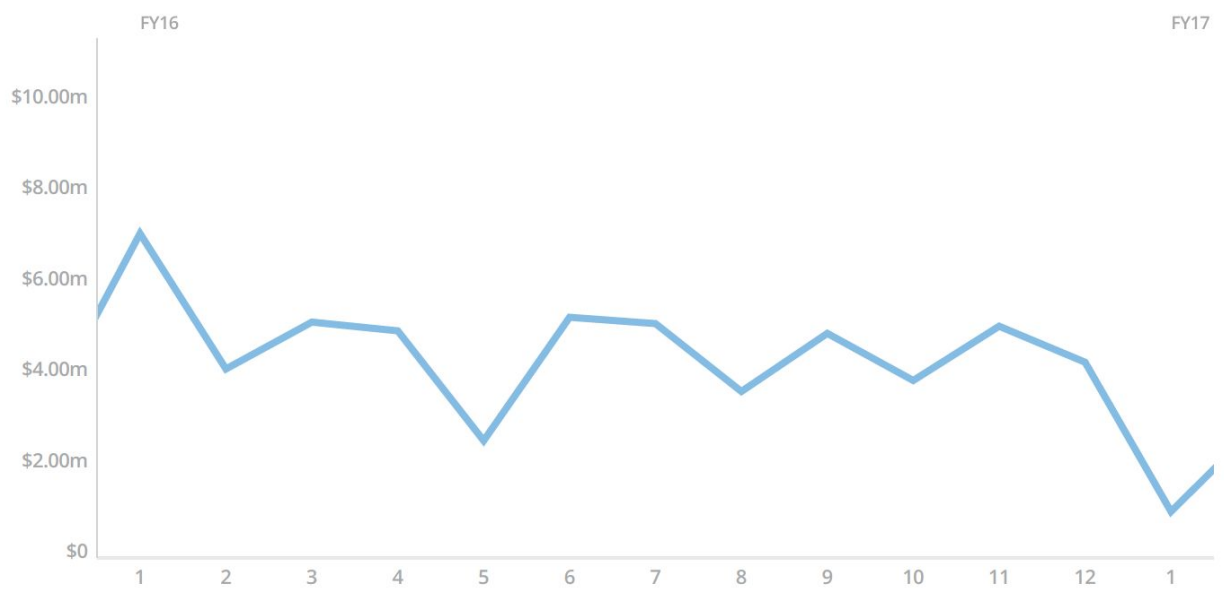


Figure 17: Actual statewide IT outside services spend by fiscal year and period

Communications

\$46.09 Million from July 1, 2015 - June 30, 2016

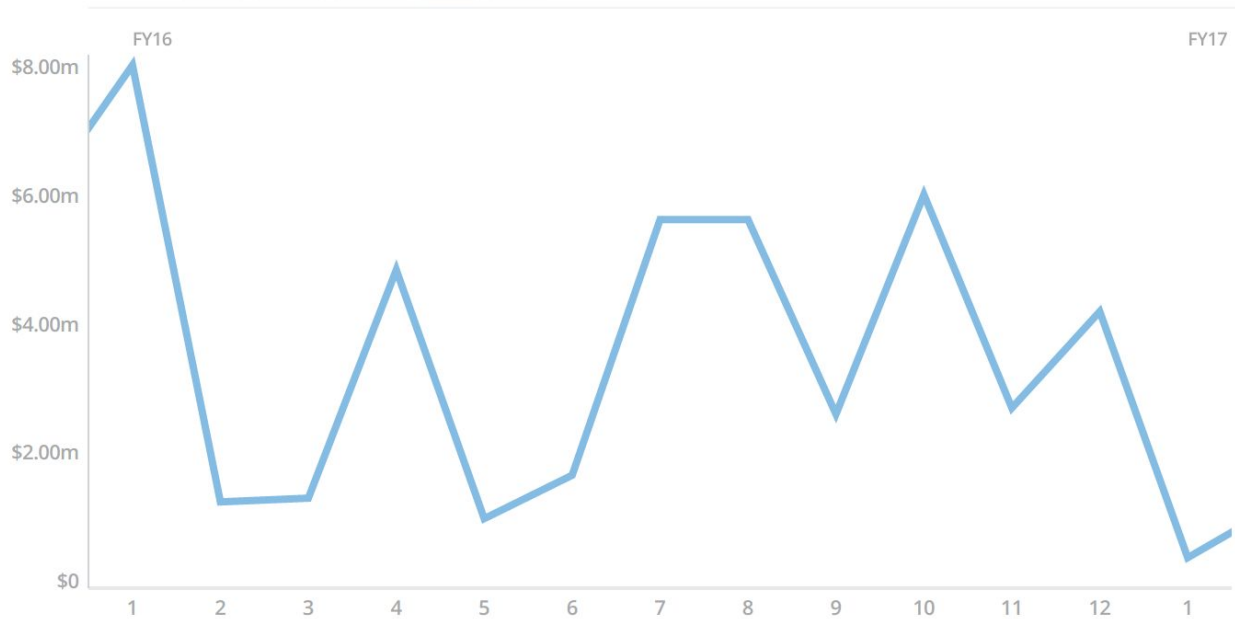


Figure 18: Actual statewide communications spend by fiscal year and period

There are three classes of data queried from the I/3 financial system: IT outside services, IT equipment, and communications.

- **IT equipment and software** procurements provide the necessary equipment and software for workstations, network components, servers, and mainframes.
- **IT outside services** is comprised of IT services provided by vendors to support a variety of state government projects and initiatives.
- **Communications** services include infrastructure for telephone networks and service charges from telecommunications providers.

Accompanying Documents

- Appendix A. [FY2016 IOWAccess Revolving Fund Annual Report](#)
- Appendix B. [Salary Report](#)
- Appendix C. [Donations, Grants, Gifts, and Contributions Report](#)
- Appendix D. [Iowa Interactive Annual Report](#)
- Appendix E. [State of Iowa Cybersecurity Strategy](#)
- Appendix F. [State of Iowa Broadband Report](#)
- Appendix G. [FY2016 Statewide Technology Expenditure Report](#)

APPENDIX A - IOWAccess Revolving Fund - Annual Report FY2016

IOWAccess Revolving Fund

Annual Report

Fiscal Year 2016

Prepared by



Acknowledgements

The Office of the Chief Information Officer (OCIO) would like to express our appreciation to the agencies and organizations involved with IOWAccess projects, as well as the staff from Iowa Interactive for their efforts in assembling and editing the data required to compile this report.

The OCIO would like to thank Phil Miclot for his help with this report and the financial oversight of the IOWAccess Revolving Fund. Finally, we would like to recognize Wes Hunsberger for his operational and technical support of the IOWAccess Revolving Fund and acknowledge Wes for producing and distributing this publication. Please direct any questions about this Fiscal Year 2016 IOWAccess Revolving Fund Annual Report to Tom Slaughter at tom.slaughter@iowa.gov or (515) 725-1045.

Forward

The various IOWAccess projects that have been developed through the IOWAccess Revolving Fund continue to make more data available from state government and are a means to connect more citizens to their government. Since 1998, completed projects totaling over \$15 million have been financially supported by IOWAccess. In addition, over \$5 million has been awarded towards e-Government projects currently under development.

The purpose of the IOWAccess Revolving Fund is to create and provide a service to Iowa's citizens that will serve as a gateway for one-stop electronic access to governmental information, transactions, and services at state, county, or local levels. In this role, the fund supports agency proposals that facilitate ease of application, accessibility of information, and/or submission of data.

The IOWAccess Revolving Fund has been and continues to be an important funding source for a variety of e-Government projects (many times the only source), from licensing services to providing website accessibility training to agency employees. The following report details the projects that were completed or are in development for the period ending June 2016. And a list of potential projects is also included to give the reader a forecast of future IOWAccess funding. **IOWAccess funding is integral to the implementation of innovative technology solutions in our citizen-centric government.**

Thank you for partnering with us to make the State of Iowa a technology leader.

Bob von Wolfradt, Chief Information Officer
Office of the Chief Information Officer
1305 East Walnut Street
Des Moines, IA 50319

Executive Summary

The Office of the Chief Information Officer is required to report on the activities funded and the expenditures made from the IOWAccess Revolving Fund. IOWAccess was created in 1998 and remains an important funding source for e-Government initiatives within the State of Iowa. This program continues to provide funds in support of initiatives to connect Iowans with their government by utilizing the accessibility and technology of the Internet.

This report highlights the Fiscal Year 2016 accomplishments of IOWAccess, including IOWAccess projects in development. Certain services offered through IOWAccess charge a value-added fee. Contained within this report are a description of the IOWAccess business model and the processes employed by IOWAccess to fund and monitor projects, along with a listing of projects funded during the reporting period.

The financial section of this report (pages 10 through 14) includes a listing of IOWAccess projects in development by agencies during Fiscal Year 2016. This table of IOWAccess projects developed by agencies lists both those projects under development for this time period, as well as those projects completed since the last legislative report was produced. The financial section also includes ongoing IOWAccess expenses, the unobligated cash balance for IOWAccess and a listing of projects under review that may receive IOWAccess funding in the immediate future.

Iowa Code Section 8B.9 - Reports Required

Following is the applicable Iowa Code citation for the CIO to produce the report:

4. An annual report of expenditures from the IOWAccess revolving fund as provided in section 8B.33.

Iowa Code Section 8B.33 - IOWAccess Revolving Fund

Following is the applicable Iowa Code citation for the IOWAccess Revolving Fund:

1. An IOWAccess revolving fund is created in the state treasury. The revolving fund shall be administered by the office and shall consist of moneys collected by the office as fees, moneys appropriated by the general assembly, and any other moneys obtained or accepted by the office for deposit in the revolving fund. The proceeds of the revolving fund are appropriated to and shall be used by the office to maintain, develop, operate, and expand IOWAccess consistent with this chapter, and for the support of activities of the technology advisory council pursuant to section 8B.8.

2. The office shall submit an annual report not later than January 31 to the members of the general assembly and the legislative services agency of the activities funded by and expenditures made from the revolving fund during the preceding fiscal year. Section 8.33 does not apply to any moneys in the revolving fund, and, notwithstanding section 12C.7, subsection 2, earnings or interest on moneys deposited in the revolving fund shall be credited to the revolving fund.

Funding Guidelines for IOWAccess Projects

To seek IOWAccess funds the following guidelines apply:

- The request must be made by a State of Iowa, county, or local government agency
- The request must meet the mission of the government
- The proposed project must provide a benefit to the state and provide a service to the citizens of Iowa
- The proposed project must provide electronic access to government information or transactions whether federal, state or local
- The government agency can outsource management of the website to a non-profit organization, but the agency is ultimately responsible for the information contained therein
- The proposed project, once completed, can be shared with and used by other political subdivisions of the state, as appropriate
- The state retains ownership of any final product or is granted a permanent license to the use of the product

The funding for IOWAccess applications improves the availability, quality, use, and sharing of data; provides a unique source of funds for innovative e-Government programs; and is used as an adjunct to federal and state funding to improve the effectiveness of government programs, consistent with the goals of IOWAccess.

IOWAccess projects are recommended by an IT governance review process supported by the Office of the Chief Information Officer in coordination with a number of participating state agencies. Project recommendations are then forwarded to the CIO for final review and approval. This process is to ensure that IOWAccess efforts are targeted at relevant electronic government services.

IOWAccess Business Model

The purpose of IOWAccess is to create and provide a service to citizens of the state that will serve as a gateway for one-stop electronic access to government information, transactions, and services at state, county, or local levels. In this role, the fund supports agency proposals for funding of such projects.

Through July 1, 2106, the OCIO contracted with Iowa Interactive, LLC, a wholly-owned subsidiary of NIC, Inc. to be the network manager for IOWAccess. This contract resulted from an RFP issued by the State of Iowa to secure an outside vendor to serve as the network manager for IOWAccess.. The procurement process related to this RFP was completed and selected Iowa Interactive as the service provider. A contract was signed on June 30, 2014 for two years through July 1, 2016 when it was allowed to expire without further renewals.

In late 2016, the OCIO developed and released a new system for the sale of Driver License Record Abstracts (DLR) as a service provided by IOWAccess, replacing the system that was previously developed and managed by Iowa Interactive, LLC. The new system dramatically improves performance while simplifying back office operations, including the elimination of a

cumbersome prepayment process and escrow system deployed in the prior system. Additionally, the new system provides real time payment options and integrates with the Department of Administrative Services billing system to ensure the highest levels of transparency, compliance, and receivables management.

The DLR transaction revenue collected through this system funds dozens of static and dynamic web services created for state agencies at no cost to the agencies. The services to develop, test, host and manage agency websites through IOWAccess is not paid by the agencies as a result.

Upon expiration of the contract with Iowa Interactive in 2016, OCIO assumed the day-to-day responsibilities of the network manager and used the transaction fees to contract for fixed-price services to create static and dynamic web services for state agencies at no cost to the agencies. This move represents a significant change from the transaction-fee model used under the prior contracts with Iowa Interactive, LLC.. Now, each website delivered to agencies through IOWAccess will be independently bid, tracked, and paid in accordance with the highest standards for transparency and accountability nationwide. OCIO hopes to show increased value, more innovative websites, and faster delivery to state agencies as a result.

The current \$8.50 transaction fee is comprised of two components: 1) a statutory fee of \$5.50, and 2) a value-added service fee of \$3.00. The statutory fee is established by Iowa Code section 321A.3(1). *Id.* (“A fee of five dollars and fifty cents shall be paid for each abstract . . .”). The value-added service fee is authorized by Iowa Code section 321A.3(7), although the \$3.00 amount is not mandated by the statute. *Id.* (“[A]n additional access fee may be charged for each abstract supplied through electronic data transfer.”). The current \$3.00 amount was established in the OCIO/DOT MOU. See OCIO/DOT MOU, Exhibit A, (“Value-added Service Fees: \$3.00 per Record accessed through the DOT Application”). OCIO currently receives this \$3.00 value-added service fee in exchange for providing the IT Services related to the DMVR Online System.

Under the expired contract with Iowa Interactive, Iowa Interactive received \$1.50 of the \$3.00 value-added service fee from OCIO in exchange for its services to OCIO. See IOWAccess Network Services Agreement between the State, acting by and through OCIO, and Iowa Interactive, LLC, p. 48, Schedule A, Statement of Work # 01 (effective as of July 1, 2014). The remaining \$1.50 was used by the OCIO to fund IOWAccess projects reflected in this report. Under the new model begun July 1, 2016, OCIO receives the \$3.00 value-added service fee to accomplish all of the work of Iowa Interactive and the IOWAccess projects, and hopefully more.

Activities Funded By and Expenditures Made from the IOWAccess Revolving fund in FY16

Funded IOWAccess Projects

In FY16, the IOWAccess program funded 30 projects for which **\$1,798,301** was expended and another **\$3,875,137** remains obligated.

Active, funded projects in IowaGrants:	Project Start Date	Approved Budget Amount	Actual Prior Year Expenditures	FY16 Available Funds	Actual FY16 Expenditures	Remaining Obligated Funds
Livehelper software for Live Chat Svc on Iowa.gov web page - SLI	2013	2,040.00	1,223.52	816.48	408.00	408.48
OCIO Geospatial Governance and Guidelines	2013	750,000.00	20,890.41	729,109.59	201,127.60	527,981.99
OCIO Administrative Rules System	2013	299,999.55	214,299.32	85,700.23	53,487.62	32,212.61
Assistance in Fulfillment of Agricultural Adjustment - GIS	2014	313,200.00	111,851.70	201,348.30	53,568.00	147,780.30
OCIO Govnt. Fees Transparency Website	2015	129,000.00	82,562.04	46,437.96	12,837.12	33,600.84
OCIO Digital Asset Management	2015	101,000.00	37,570.35	63,429.65	26,223.54	37,206.11
eFile Pre Need Sellers & Perpetual Care Cemeteries, Part 1 - IID	2015	90,000.00	-	90,000.00	90,000.00	-
OCIO Social Media Directory	2015	22,900.00	-	22,900.00	22,900.00	-
OCIO Socrata Government Transparency	2015	333,300.78	154,214.69	179,086.09	130,725.97	48,360.12
OCIO Agency Training 508 Compliance and Drupal	2015	45,000.00	5,745.25	39,254.75	8,827.25	30,427.50
New Website Creation - City of Leon (see note 1)	2015	6,165.00	1,400.00	4,765.00	4,765.00	-

E-File - PAAB	2015	75,000.00	2,425.44	72,574.56	64,200.00	8,374.56
Electrical Licensing - DPS	2015	37,987.07	-	37,987.07	37,987.07	-
ADPER and EH Division Licensing Software - IDPH	2015	500,000.00	-	500,000.00	211,750.00	288,250.00
OCIO Infogroup Website	2015	8,924.71	6,129.96	2,794.75	2,794.75	-
GovDelivery - IEDA	2015	300,000.00	177.41	299,822.59	264,932.00	34,890.59
Salesforce Grants Management Development - IEDA	2016	25,000.00	-	25,000.00	25,000.00	-
Home Base Iowa Access App - IEDA	2016	100,000.00	-	100,000.00	46,760.00	53,240.00
OCIO School Alerts Replacement	2016	51,750.00	-	51,750.00	51,750.00	-
Polysomnography Licensure Software Update - IDPH	2016	36,000.00	-	36,000.00	11,000.00	25,000.00
Iowa Workers' Compensation Online System - IWD	2016	200,000.00	-	200,000.00	-	200,000.00
IID RIU New System for E-file and Admin of Pre-Need Sellers and Perpetual Care Cemeteries, Part 2 - IID	2016	100,000.00	-	100,000.00	100,000.00	-
OCIO Public Communications for Online Information for Citizens	2016	127,100.00	-	127,100.00	85,304.06	41,795.94
OCIO Broadband	2016	1,550,000.00	-	1,550,000.00	102,728.50	1,447,271.50
OCIO Next Generation Administrative Rules	2016	100,000.00	-	100,000.00	-	100,000.00

OCIO Enterprise ePayment Portal	2016	250,000.00	-	250,000.00	-	250,000.00
OCIO Hosting/services for public relations information and data	2016	125,000.00	-	125,000.00	94,787.36	30,212.64
OCIO Driver License Monitoring Rewrite	2016	249,340.00	-	249,340.00	69,112.74	180,227.26
OCIO Drupal Website Maintenance and Development	2016	344,267.00	-	344,267.00	22,714.74	321,552.26
OCIO Application Transition Services	2016	38,955.00	-	38,955.00	2,609.94	36,345.06
Total		6,311,929.11	638,490.09	5,673,439.02	1,798,301.26	3,875,137.76

Ongoing IOWAccess Expenses

Expense Item	Expenditures in Fiscal Year 2016
Small Project Reserve ¹	\$ 9,956
Disabled Vet Homestead Credit: SF 510, Section 158 ²	\$ 600,000
Posting error correction between projects N0 and N1 ³	\$ 530
Applications Development & Infrastructure Support ⁴	\$ 558,722
Professional Services for eGovernment Maintenance (Iowa Interactive) ⁵	\$ 1,616,189
IOWAccess Total Expended on Special Projects in Fiscal Year 2016	\$ 2,785,397

¹ The Small Project Reserve is a source of funds, accessible to the CIO, to be used to fund low cost, short duration projects and support activities. These efforts have a total implementation cost of \$25,000 or less. This sub-unit also includes indirect costs, such as management time.

² Per legislature contained in SF 510, Section 158.

³ IA \$20,000 reimbursement intended for project N0 was inadvertently posted to project N1. FY 2015 was closed before the error could be corrected. Both N0 and N1 were closed 2/29/2016.

⁴ Applications Development & Infrastructure Support includes projects not sponsored by particular agencies, such as the State Phone Book and School Alerts System, as well as support for IOWAccess.

⁵ Professional Services reflects the Iowa Interactive payments for certified abstracts of vehicle operating records electronically sold.

IOWAccess Value-Added Fees Approved in Fiscal Year 2016

Following is a description of value-added services contained in Iowa Code:

8B.1 9. *“Value-added services” means services that offer or provide unique, special, or enhanced value, benefits, or features to the customer or user including but not limited to services in which information technology is specially designed, modified, or adapted to meet the special or requested needs of the user or customer; services involving the delivery, provision, or transmission of information or data that require or involve additional processing, formatting, enhancement, compilation, or security; services that provide the customer or user with enhanced accessibility, security, or convenience; research and development services; and services that are provided to support technological or statutory requirements imposed on participating agencies and other governmental entities, businesses, and the public.*

Other Iowa Code citations with emphasis on value-added services associated with IOWAccess:

8B.31 IOWAccess – Office Duties and Responsibilities

1. *IOWAccess. The office shall establish IOWAccess as a service to the citizens of this state that is the gateway for one-stop electronic access to government information and transactions, whether federal, state, or local. Except as provided in this section, IOWAccess shall be a state-funded service providing access to government information and transactions. The office, in establishing the fees for value-added services, shall consider the reasonable cost of creating and organizing such government information through IOWAccess.*
2. *Duties. The office shall do all of the following:*
 - a. *Establish rates to be charged for access to and for value-added services performed through IOWAccess.*

Fiscal Year 2016 Value-Added Service Fees

Pursuant to code section 8B.31, the OCIO has not received any requests to approve value-added service fees. No requests were received since the publication of the last IOWAccess Revolving Fund report.

APPENDIX B - Salary Report

Salary Report, 8A.341.2

On November 1, the OCIO electronically provided a report to each caucus of the general assembly, the legislative services agency, the chief clerk of the House of Representatives, and the Secretary of the Senate in compliance with 8A.341.2. The report included the base salary as computed on July 1 of the fiscal year, and traveling and subsistence expense of the personnel of each of the departments, boards, and commissions of the State of Iowa with the exception of personnel who receive an annual salary of less than one thousand dollars.

APPENDIX C - Donations, Grants, Gifts, and Contributions Report

Donations, Grants, Gifts and Contributions Report, 8B.6

The OCIO did not receive any donations, gifts or contributions. The federal government provided grants to the OCIO through the Iowa Homeland Security and Emergency Management Division. The grant funding continued the implementation of an enhanced vulnerability management reporting and software security tools. Below is information submitted in section 8 of the GAAP package about the funds received by the OCIO.

- Fund	<u>0689</u>	<u>0689</u>
- Revenue CLASS (3-digit)	<u>204</u>	<u>205</u>
- Amount recognized in State accounting system for the entire year:		
- July through June	<u>\$363,274</u>	<u>\$188,774</u>
- Holdopen	<u>\$0</u>	<u>\$116,392</u>
- Additional receivable to be recognized	<u>\$0</u>	<u>\$0</u>

APPENDIX D - Iowa Interactive Annual Report - FY2016

Iowa Interactive Annual Report Fiscal Year 2016

Prepared by



Fiscal Year 2016 Highlights

The contracted Network Manager for IOWAccess, Iowa Interactive, a wholly owned subsidiary of national eGovernment firm NIC, performed portal management during FY2016. During this period Iowa Interactive delivered the following services:

- 1) Management of the Driver License Records Abstracts service
- 2) Refresh of the iowa.gov portal
- 3) Maintenance support for 6 applications
- 4) Development of agency Drupal websites

Accomplishments

Driver License Abstracts

Driver License abstracts are provided at no charge to 1,049 government, non-profit, or Help America Vote Act (HAVA) users. Records are sold to individuals and companies with an acceptable use. The largest purchasers of driver records are insurance companies or information and analytics companies. In FY2016 1,073,725 records were purchased by 1,169 fee paying users.

Agency Website Design

12 agency websites were designed, agencies were trained how to add content to the site, and agencies are underway loading information into their website.

Websites Going Live

19 agency or program websites went live during the fiscal year. Visit the new websites below to learn more about the agency services and their mission.

Board of Pharmacy

<https://pharmacy.iowa.gov>

Division of Credit Unions

<https://creditunions.iowa.gov/>

Inspections and Appeals

<https://dia.iowa.gov>

Iowa Alcoholic Beverages Division

<https://abd.iowa.gov>

Iowa Commission on Volunteer Services -
Volunteer Challenge

<https://volunteerchallenge.iowa.gov>

Office of Drug Control Policy

<https://odcp.iowa.gov/>

Planning Services (Public Health)

<https://phabshare.iowa.gov/>

Racing and Gaming Commission

<https://irgc.iowa.gov/>

Revenue Intranet

Restricted to agency staff

Smoke-Free Housing Website (Public Health)

<https://smokefreehomes.iowa.gov>

Iowa Mentoring (Economic Development)
<https://www.iowamentoring.org>

State Auditor
<https://auditor.iowa.gov>

Iowa Property Assessment Appeal Board
<https://paab.iowa.gov/>

State of Iowa Service Desk
<https://help.iowa.gov>

Management, Department of
<https://dom.iowa.gov>

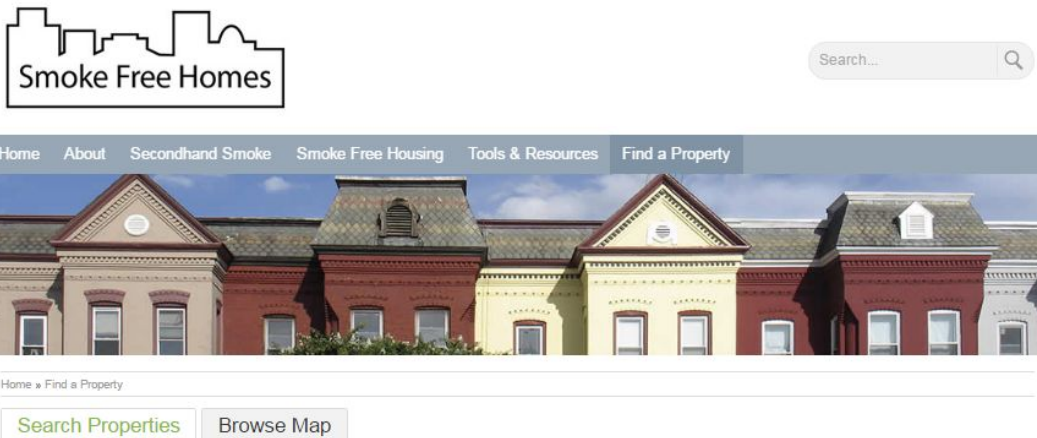
Terrace Hill
<https://terracehill.iowatest.gov>

Medical Examiners Office
<https://iosme.iowa.gov/>

Volunteer Iowa (Economic Development)
<https://volunteeriowa.org>

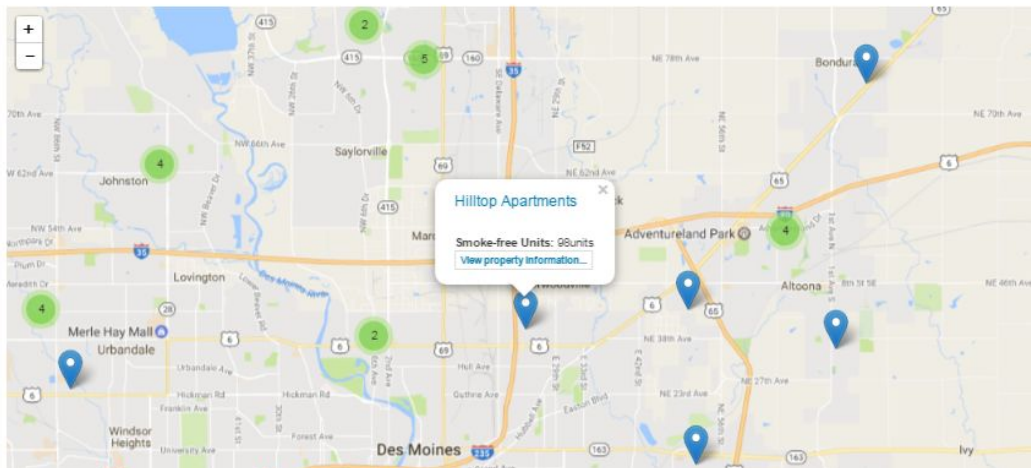
Smoke Free Homes

One site of unique interest is the <https://SmokeFreeHomes.iowa.gov>. This website allows citizens to search for apartments, condos, rental properties, nursing homes and other housing options that are smoke free. The site also allows property owners to register their property as smoke free. This informational site educates property owners and renters about the process to declare a property smoke free. Estimated annual health care costs in Iowa directly related to tobacco use now total \$1 billion. Smoke free and tobacco free environments play an important role in protecting Iowans from tobacco caused illnesses.



Smoke Free Homes Registry

Browse the map below to find a smoke-free property. You can click on the numbers to zoom in to an area.



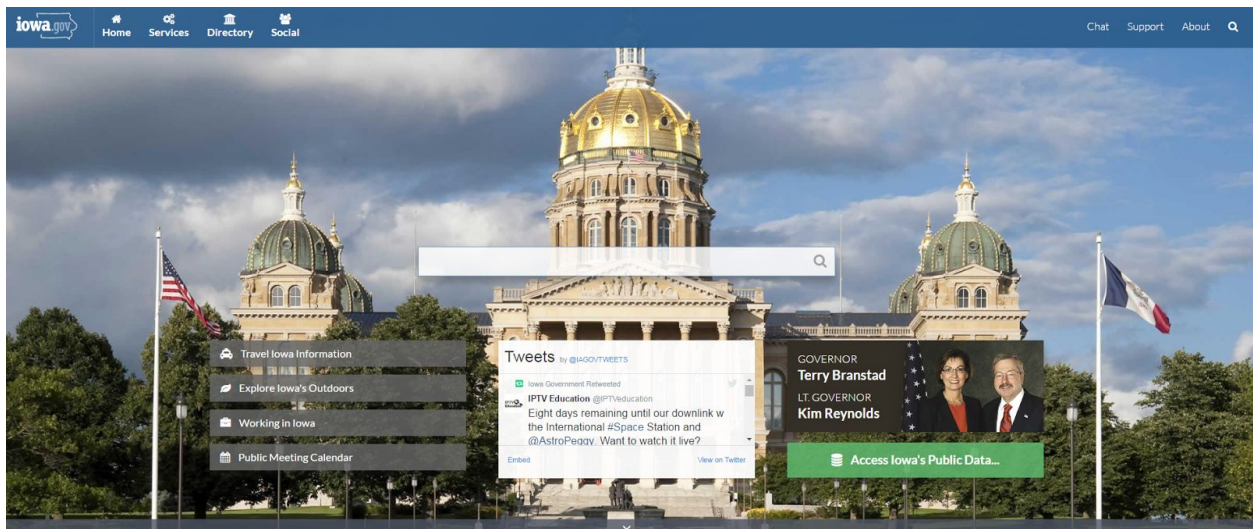
New State of Iowa Portal

The refresh of www.iowa.gov in April of 2016 featured a streamlined style that is optimized across different platforms - mobile, tablet and desktop. The new portal features an integrated Twitter feed promoting 46 agencies' Tweets. The dynamic site features graphs and data highlighting Iowa's educational attainment, employment and income.

The refreshed portal helps citizens and businesses access information anytime, anywhere. The site was developed in cooperation with several key state agencies, focused on providing an exceptional user experience. A prominent and enhanced search tool makes finding government information painless. Live chat, supported by the State Library, allows citizens to get immediate answers to questions.

The iowa.gov portal now features a new [Directory](#) built by the Office of the Chief Information Officer to allow easy access to agency and employee information, on-line service links and the first Iowa social media directory. This "one stop shop" to access information is key to constituent satisfaction. The Directory is also built with an Application Programming Interface (API) to allow the reuse of the data for other systems. Iowa offers the source code for the directory and its associated web service to other government entities.

With 40% of the population getting their news through social media we recognized the importance of Social integration. In addition to the embedded Twitter feed on the landing page of iowa.gov the Directory includes integrated Twitter and Facebook feeds for each agency page. The social media directory allows citizens to engage with state government in the media they prefer. Citizen engagement through social media continues to grow with both the DNR and Travel Iowa attracting almost 20,000 followers each. DNR has over 90,000 Facebook friends.



APPENDIX E - Statewide Broadband Report - 2016

Statewide Broadband Report
2016

as required by Iowa Code Chapter 8B.9(5)

Prepared by



Background

The Connect Every Acre bill (HF 655) signed into law by Governor Branstad on June 22, 2015 directed a minimum standard for broadband of 25 Mbps download speed and 3 Mbps upload speeds. The goal of the State Broadband Office (SBO) is to develop, implement and measure programs that drive the creation of this minimum broadband standard across every acre of the state.

To this end, the SBO has been placed under the centralized leadership of the Office of the Chief Information Office (OCIO). OCIO has been tasked with coordinating and unifying Iowa's overall broadband initiatives between state agencies, service providers, business and industry, agriculture, communities and user groups.

To date, the OCIO has received no appropriation for the oversight of the SBO. Future success will require an ongoing level of appropriations to develop and administer a comprehensive broadband program. This funding, when combined with collaboration between stakeholder groups under a common framework, is what best positions Iowa to deliver new market-specific broadband to all "corners of the state helping to foster growth for modern agriculture, increase access for rural communities and school districts and connecting small business to the global marketplace" as identified by Governor Branstad on the occasion of signing the bill into law. This is the strategic approach that will allow Iowa to achieve its stated broadband goal of making "25/3" available to every acre of the state over time.

Iowa Code Chapter 8B.9(5) requires OCIO to produce "An annual report regarding the status of broadband expansion and coordination, the connecting Iowa farms, schools, and communities broadband grant program established under section 8B.11, and the adequacy of the speed set in the definition of targeted service area in section 8B.1." This report meets this requirement as established therein.

Status of Broadband Expansion and Coordination

In compliance with HF655, the SBO completed the following broadband expansion and coordination efforts in 2016:

- **Target Service Area definition, rules, and map presentation**
 - In 2016, the OCIO adopted administrative rules implementing HF655 (see IAC 129–20) including rules concerning definitions, scope, broadband availability maps and data sources, targeted service area determination, appeals, and contested cases.
 - In 2016, the OCIO made its final determination of whether a particular census block constitutes a targeted service area pursuant to IAC 129–20.4(8B,427) and published the State of Iowa Broadband Availability Map including a complete listing of United States Census Blocks in Iowa meeting the definition of Targeted Service Areas under HF 655. The State of Iowa Broadband Availability Map can be viewed at <https://ocio.iowa.gov/broadband>.

- o In 2016, the OCIO received notices of appeal under IAC 129–20.5(8B,427) from 7 persons or parties claiming they were aggrieved or adversely affected by the OCIO’s final determination of whether a particularly census block constitutes a targeted service area pursuant to rule 129–20.4(8B,427). Submitted Appeals can be viewed at <https://ocio.iowa.gov/submitted-appeals>.
- o In 2017, the OCIO issued final agency decisions under IAC 129–20.5(5) concerning the 7 notices of appeal received. Final agency decisions can be viewed at <https://ocio.iowa.gov/broadband-appeal-decisions>.
- **Broadband Property Tax Exemption Certification Program**
 - o As directed by HF655 and Iowa Code 8B.10, the OCIO certified 14 broadband projects in 2016 as eligible for property tax exemptions. These projects were found 1) to be within a targeted service area and 2) to facilitate broadband service at or above twenty-five megabits per second of download speed and three megabits per second of upload speed as required by Iowa Code 427.1(40)(f)(1)(d).
 - o In 2016, the OCIO commissioned development for an online application to track, manage, and process requests for certification of broadband projects in conformance with 427.1(40)(f)(1)(d). Work on the application continues with the expectation that the application will be used for internal tracking of project certifications by FY18.
 - o Projects certified by OCIO represent approximately \$16 million in new investment in broadband infrastructure in underserved areas of the State of Iowa by the following providers:
 - Dunkerton Telephone Cooperative
 - Wyoming Mutual Telephone Co.
 - Colo Telephone Co.
 - Heart of Iowa Cooperative
 - Palmer Mutual Telephone Company
 - Farmers Mutual telephone – Stanton
 - Huxley Communications
 - Marne Elkhorn Telephone
 - West Liberty Telephone
 - Winnebago Telephone Company
 - Olin Telephone Company
 - Minburn Telecommunications
 - RingTel Communications
 - Premier Communications

Status of the Connecting Iowa Farms, Schools, and Communities Broadband Grant Program

HF655 required the Office of the Chief Information Officer to administer a broadband grant program to award grants to communication service providers that reduce or eliminate targeted

service areas by installing broadband infrastructure in targeted service areas. The grant program has not yet been funded. Accordingly, no grants were made to communication service providers in 2016.

Adequacy of the Speed set in the Definition of Targeted Service Area in Iowa Code Chapter 8B.1

Iowa Code Chapter 8B.1(12) sets the definition of Target Service Area to be “a United States census bureau census block located in this state, including any crop operation located within the census block, within which no communications service provider offers or facilitates broadband service at or above twenty-five megabits per second of download speed and three megabits per second of upload speed as of July 1, 2015.”

OCIO believes the twenty-five megabits per second of download speed and three megabits per second of upload speed designation set forth in Iowa Code Chapter 8B.1(12) is becoming inadequate for many use cases presented by business, agriculture, and residential users. In the future, OCIO may recommend the definition of Target Service Area in Iowa Code Chapter 8B.1(12) be amended to require higher speeds.

APPENDIX F - Statewide Technology Expenditure Report - FY2016

**Statewide Technology Expenditure Report
FY2016**

Report ID: TGB
 Source: I/3 Finance
 Budget FY: 2016

STATE OF IOWA
 EXPENDITURES FOR OBJECT CLASSES 418 AND 510
 (Appendix A)

Page: 1 of 176
 Run Date: 09/21/2016
 Run Time: 04:00:30 AM

Month	Department	Department Name	Object Class	Object	Object Name	Posting Am
November	005	Administrative Services, Dept	418	4181	IT Professional Services	13,750.00
	005	Administrative Services, Dept	418		Sum:	13,750.00

Month	Department	Department Name	Object Class	Object	Object Name	Posting Am
July	005	Administrative Services, Dept	510	3820	Desktop SW Purchase or License	774.75
				3850	Desktop SW Maintenance,Consumable	485.95
				3950	Server SW Maintenance,Consumable	1,399,059.53
August				3810	Desktop HW Purchase or Lease-Non Inventory	128.37
				3820	Desktop SW Purchase or License	2,904.96
				3920	Server SW Purchase or License	22,327.00
				3950	Server SW Maintenance,Consumable	14,213.86
September				3810	Desktop HW Purchase or Lease-Non Inventory	128.37
				3820	Desktop SW Purchase or License	330.88
				3850	Desktop SW Maintenance,Consumable	59.90
				3920	Server SW Purchase or License	44,654.00
				3940	Server HW Maintenance,Consumable	85,818.04
				3950	Server SW Maintenance,Consumable	2,878.07
October				3810	Desktop HW Purchase or Lease-Non Inventory	60.60
				3820	Desktop SW Purchase or License	3,644.41
				3830	Desktop Misc,Parts,Supplies,Consumable	525.51
				3850	Desktop SW Maintenance,Consumable	83.95
				3920	Server SW Purchase or License	19,331.10
				3950	Server SW Maintenance,Consumable	18,199.68
November				3810	Desktop HW Purchase or Lease-Non Inventory	60.60
				3820	Desktop SW Purchase or License	330.88

Report ID: TGB
 Source: I/3 Finance
 Budget FY: 2016

STATE OF IOWA
 EXPENDITURES FOR OBJECT CLASSES 418 AND 510
 (Appendix A)

Page: 2 of 176
 Run Date: 09/21/2016
 Run Time: 04:00:30 AM

Month	Department	Department Name	Object Class	Object	Object Name	Posting Am
November	005	Administrative Services, Dept	510	3850	Desktop SW Maintenance,Consumable	1,397.95
				3920	Server SW Purchase or License	62,776.95
				3950	Server SW Maintenance,Consumable	6,977.32
				4020	Network SW Purchase or License	1,999.00
December				3820	Desktop SW Purchase or License	5,372.83
				3830	Desktop Misc,Parts,Supplies,Consumable	456.10
				3920	Server SW Purchase or License	31,388.15
				3950	Server SW Maintenance,Consumable	2,878.07
January				3820	Desktop SW Purchase or License	5,244.20
				3850	Desktop SW Maintenance,Consumable	59.90
				3920	Server SW Purchase or License	31,388.15
				3950	Server SW Maintenance,Consumable	5,392.01
February				3820	Desktop SW Purchase or License	1,306.54
				3830	Desktop Misc,Parts,Supplies,Consumable	169.00
				3850	Desktop SW Maintenance,Consumable	29.95
				3920	Server SW Purchase or License	35,388.15
				3950	Server SW Maintenance,Consumable	4,135.04
				4710	Printer HW Purchase or Lease-Non Inventory	69.99
March				3820	Desktop SW Purchase or License	3,977.02
				3850	Desktop SW Maintenance,Consumable	97.20
				3920	Server SW Purchase or License	32,348.15
				3950	Server SW Maintenance,Consumable	4,509.88
April				3810	Desktop HW Purchase or Lease-Non Inventory	2,857.08
				3820	Desktop SW Purchase or License	1,829.64
				3850	Desktop SW Maintenance,Consumable	3,786.19

Report ID: TGB
 Source: I/3 Finance
 Budget FY: 2016

STATE OF IOWA
 EXPENDITURES FOR OBJECT CLASSES 418 AND 510
 (Appendix A)

Page: 3 of 176
 Run Date: 09/21/2016
 Run Time: 04:00:30 AM

Month	Department	Department Name	Object Class	Object	Object Name	Posting Am
April	005	Administrative Services, Dept	510	3920	Server SW Purchase or License	31,388.15
				3950	Server SW Maintenance,Consumable	4,782.60
				4710	Printer HW Purchase or Lease-Non Inventory	119.99
May				3820	Desktop SW Purchase or License	7,063.21
				3830	Desktop Misc,Parts,Supplies,Consumable	108.06
				3850	Desktop SW Maintenance,Consumable	29.95
				3920	Server SW Purchase or License	34,577.15
				3950	Server SW Maintenance,Consumable	175,788.68
June				3820	Desktop SW Purchase or License	652.48
				3850	Desktop SW Maintenance,Consumable	29.95
				3920	Server SW Purchase or License	31,388.15
				3950	Server SW Maintenance,Consumable	1,453.51
				4710	Printer HW Purchase or Lease-Non Inventory	679.64
July (H/O)				3820	Desktop SW Purchase or License	368,201.86
				3850	Desktop SW Maintenance,Consumable	217,291.78
				3920	Server SW Purchase or License	(2,685.91)
				3950	Server SW Maintenance,Consumable	(124,052.21)
August (H/O)				3820	Desktop SW Purchase or License	260.21
				3850	Desktop SW Maintenance,Consumable	(217,777.73)
				3950	Server SW Maintenance,Consumable	3,056.37
	005	Administrative Services, Dept	510		Sum:	2,394,190.76

Month	Department	Department Name	Object Class	Object	Object Name	Posting Am
July	009	Agriculture and Land Stewardship	510	3820	Desktop SW Purchase or License	26,790.00
				3930	Server Misc,Parts,Supplies,Consumable	53,600.00

Report ID: TGB
 Source: I/3 Finance
 Budget FY: 2016

STATE OF IOWA
 EXPENDITURES FOR OBJECT CLASSES 418 AND 510
 (Appendix A)

Page: 4 of 176
 Run Date: 09/21/2016
 Run Time: 04:00:30 AM

Month	Department	Department Name	Object Class	Object	Object Name	Posting Am
August	009	Agriculture and Land Stewardship	510	3830	Desktop Misc,Parts,Supplies,Consumable	330.13
				4730	Printer Misc,Parts,Supplies,Consumable	44.97
September				3820	Desktop SW Purchase or License	79.98
				3830	Desktop Misc,Parts,Supplies,Consumable	121.04
				3910	Server HW Purchase or Lease-Non Inventory	3,087.72
				4710	Printer HW Purchase or Lease-Non Inventory	276.49
October				4730	Printer Misc,Parts,Supplies,Consumable	1,188.54
				3820	Desktop SW Purchase or License	391.75
				3830	Desktop Misc,Parts,Supplies,Consumable	43.94
November				4710	Printer HW Purchase or Lease-Non Inventory	275.51
				4730	Printer Misc,Parts,Supplies,Consumable	822.86
				3820	Desktop SW Purchase or License	79.98
				3830	Desktop Misc,Parts,Supplies,Consumable	175.70
December				4730	Printer Misc,Parts,Supplies,Consumable	1,225.63
				3820	Desktop SW Purchase or License	79.98
				3830	Desktop Misc,Parts,Supplies,Consumable	54.19
January				4730	Printer Misc,Parts,Supplies,Consumable	1,956.03
				3820	Desktop SW Purchase or License	79.98
				3830	Desktop Misc,Parts,Supplies,Consumable	831.23
				4710	Printer HW Purchase or Lease-Non Inventory	617.00
February				4730	Printer Misc,Parts,Supplies,Consumable	1,230.41
				3810	Desktop HW Purchase or Lease-Non Inventory	5,774.37
				3820	Desktop SW Purchase or License	825.62
				3830	Desktop Misc,Parts,Supplies,Consumable	74.70
				4710	Printer HW Purchase or Lease-Non Inventory	879.21

Report ID: TGB
 Source: I/3 Finance
 Budget FY: 2016

STATE OF IOWA
 EXPENDITURES FOR OBJECT CLASSES 418 AND 510
 (Appendix A)

Page: 5 of 176
 Run Date: 09/21/2016
 Run Time: 04:00:30 AM

Month	Department	Department Name	Object Class	Object	Object Name	Posting Am
February	009	Agriculture and Land Stewardship	510	4730	Printer Misc,Parts,Supplies,Consumable	1,054.89
March				3820	Desktop SW Purchase or License	277.98
				3830	Desktop Misc,Parts,Supplies,Consumable	131.18
				4730	Printer Misc,Parts,Supplies,Consumable	2,102.70
April				3820	Desktop SW Purchase or License	452.80
				3830	Desktop Misc,Parts,Supplies,Consumable	1,535.33
				4730	Printer Misc,Parts,Supplies,Consumable	101.76
May				3810	Desktop HW Purchase or Lease-Non Inventory	9,790.46
				3820	Desktop SW Purchase or License	916.73
				3830	Desktop Misc,Parts,Supplies,Consumable	718.02
				4710	Printer HW Purchase or Lease-Non Inventory	826.53
				4730	Printer Misc,Parts,Supplies,Consumable	2,572.87
June				3810	Desktop HW Purchase or Lease-Non Inventory	854.75
				3820	Desktop SW Purchase or License	178.98
				3830	Desktop Misc,Parts,Supplies,Consumable	1,019.48
				3910	Server HW Purchase or Lease-Non Inventory	14,112.53
				4020	Network SW Purchase or License	3,726.30
				4710	Printer HW Purchase or Lease-Non Inventory	360.05
				4730	Printer Misc,Parts,Supplies,Consumable	3,114.25
July (H/O)				3810	Desktop HW Purchase or Lease-Non Inventory	79,840.00
				3820	Desktop SW Purchase or License	616.97
				3830	Desktop Misc,Parts,Supplies,Consumable	5,992.13
				4020	Network SW Purchase or License	46.42
				4710	Printer HW Purchase or Lease-Non Inventory	121.95
				4730	Printer Misc,Parts,Supplies,Consumable	1,725.06

Report ID: TGB
 Source: I/3 Finance
 Budget FY: 2016

STATE OF IOWA
 EXPENDITURES FOR OBJECT CLASSES 418 AND 510
 (Appendix A)

Page: 6 of 176
 Run Date: 09/21/2016
 Run Time: 04:00:30 AM

Month	Department	Department Name	Object Class	Object	Object Name	Posting Am
August (H/O)	009	Agriculture and Land Stewardship	510	3930	Server Misc,Parts,Supplies,Consumable	6,850.50
				4730	Printer Misc,Parts,Supplies,Consumable	207.50
	009	Agriculture and Land Stewardship	510			Sum: 187,185.08

Month	Department	Department Name	Object Class	Object	Object Name	Posting Am
August	112	Attorney General	418	4181	IT Professional Services	60,913.40
September				4181	IT Professional Services	61,463.40
October				4181	IT Professional Services	60,913.40
November				4181	IT Professional Services	60,913.40
December				4181	IT Professional Services	62,464.90
January				4181	IT Professional Services	60,913.40
February				4181	IT Professional Services	62,232.90
March				4181	IT Professional Services	68,722.90
April				4181	IT Professional Services	67,925.90
May				4181	IT Professional Services	62,033.40
June				4181	IT Professional Services	62,174.90
July (H/O)				4181	IT Professional Services	60,913.40
	112	Attorney General	418			Sum: 751,585.30

Month	Department	Department Name	Object Class	Object	Object Name	Posting Am
July	112	Attorney General	510	3830	Desktop Misc,Parts,Supplies,Consumable	237.94
				4740	Printer HW Maintenance,Consumable	237.50
August				3810	Desktop HW Purchase or Lease-Non Inventory	1,096.00
				3820	Desktop SW Purchase or License	417.98
				3830	Desktop Misc,Parts,Supplies,Consumable	56 343.34

Report ID: TGB
Source: I/3 Finance
Budget FY: 2016

STATE OF IOWA
EXPENDITURES FOR OBJECT CLASSES 418 AND 510
(Appendix A)

Page: 7 of 176
Run Date: 09/21/2016
Run Time: 04:00:30 AM

Month	Department	Department Name	Object Class	Object	Object Name	Posting Am
August	112	Attorney General	510	3920	Server SW Purchase or License	177,628.56
				3950	Server SW Maintenance,Consumable	500.00
				4710	Printer HW Purchase or Lease-Non Inventory	499.98
				4740	Printer HW Maintenance,Consumable	65.00
September				3830	Desktop Misc,Parts,Supplies,Consumable	841.97
				3950	Server SW Maintenance,Consumable	500.00
				4710	Printer HW Purchase or Lease-Non Inventory	1,036.25
				4740	Printer HW Maintenance,Consumable	65.00
October				3810	Desktop HW Purchase or Lease-Non Inventory	1,652.00
				3830	Desktop Misc,Parts,Supplies,Consumable	156.00
				3850	Desktop SW Maintenance,Consumable	1,715.38
				3920	Server SW Purchase or License	718.60
				3950	Server SW Maintenance,Consumable	2,580.00
				4710	Printer HW Purchase or Lease-Non Inventory	65.00
November				3830	Desktop Misc,Parts,Supplies,Consumable	1,555.00
				3920	Server SW Purchase or License	1,006.87
				3950	Server SW Maintenance,Consumable	500.00
				4740	Printer HW Maintenance,Consumable	305.00
December				3811	Desktop HW Purchase or Lease-Inventory	5,852.00
				3830	Desktop Misc,Parts,Supplies,Consumable	128.29
				3840	Desktop HW Maintenance,Consumable	1,495.00
				3920	Server SW Purchase or License	776.14
				3950	Server SW Maintenance,Consumable	500.00
				4740	Printer HW Maintenance,Consumable	188.00
January				3820	Desktop SW Purchase or License	49.99

Report ID: TGB
 Source: I/3 Finance
 Budget FY: 2016

STATE OF IOWA
 EXPENDITURES FOR OBJECT CLASSES 418 AND 510
 (Appendix A)

Page: 8 of 176
 Run Date: 09/21/2016
 Run Time: 04:00:30 AM

Month	Department	Department Name	Object Class	Object	Object Name	Posting Am
January	112	Attorney General	510	3830	Desktop Misc,Parts,Supplies,Consumable	401.01
				3950	Server SW Maintenance,Consumable	500.00
				4740	Printer HW Maintenance,Consumable	959.48
February				3830	Desktop Misc,Parts,Supplies,Consumable	267.80
				3920	Server SW Purchase or License	124.50
				3950	Server SW Maintenance,Consumable	500.00
				4740	Printer HW Maintenance,Consumable	130.00
March				3810	Desktop HW Purchase or Lease-Non Inventory	1,399.00
				3830	Desktop Misc,Parts,Supplies,Consumable	147.43
				3920	Server SW Purchase or License	270.04
				3950	Server SW Maintenance,Consumable	500.00
				4030	Network Misc,Parts,Supplies,Consumable	75.00
				4710	Printer HW Purchase or Lease-Non Inventory	391.00
				4740	Printer HW Maintenance,Consumable	258.75
April				3811	Desktop HW Purchase or Lease-Inventory	5,000.00
				3830	Desktop Misc,Parts,Supplies,Consumable	153.59
				3840	Desktop HW Maintenance,Consumable	1,346.00
				3950	Server SW Maintenance,Consumable	2,580.00
				4730	Printer Misc,Parts,Supplies,Consumable	726.20
				4740	Printer HW Maintenance,Consumable	257.50
May				3810	Desktop HW Purchase or Lease-Non Inventory	799.00
				3830	Desktop Misc,Parts,Supplies,Consumable	49.99
				3850	Desktop SW Maintenance,Consumable	1,264.50
				3950	Server SW Maintenance,Consumable	500.00
June				3920	Server SW Purchase or License	121.95

Report ID: TGB
 Source: I/3 Finance
 Budget FY: 2016

STATE OF IOWA
 EXPENDITURES FOR OBJECT CLASSES 418 AND 510
 (Appendix A)

Page: 9 of 176
 Run Date: 09/21/2016
 Run Time: 04:00:30 AM

Month	Department	Department Name	Object Class	Object	Object Name	Posting Am
June	112	Attorney General	510	3950	Server SW Maintenance,Consumable	3,250.00
July (H/O)				3830	Desktop Misc,Parts,Supplies,Consumable	7,802.57
				3950	Server SW Maintenance,Consumable	500.00
				4730	Printer Misc,Parts,Supplies,Consumable	38.00
	112	Attorney General	510		Sum:	233,026.10

Month	Department	Department Name	Object Class	Object	Object Name	Posting Am
July	114	Consumer Advocate	510	3820	Desktop SW Purchase or License	300.00
September				3810	Desktop HW Purchase or Lease-Non Inventory	1,428.00
				3830	Desktop Misc,Parts,Supplies,Consumable	75.23
October				3910	Server HW Purchase or Lease-Non Inventory	2,199.00
				3930	Server Misc,Parts,Supplies,Consumable	874.54
November				3830	Desktop Misc,Parts,Supplies,Consumable	34.99
				3920	Server SW Purchase or License	989.62
December				3830	Desktop Misc,Parts,Supplies,Consumable	66.99
				3850	Desktop SW Maintenance,Consumable	349.35
March				3810	Desktop HW Purchase or Lease-Non Inventory	1,514.81
July (H/O)				3810	Desktop HW Purchase or Lease-Non Inventory	2,930.00
	114	Consumer Advocate	510		Sum:	10,762.53

Month	Department	Department Name	Object Class	Object	Object Name	Posting Am
July	126	Auditor Of State	510	3850	Desktop SW Maintenance,Consumable	4,076.07
				3940	Server HW Maintenance,Consumable	2,781.16
				3950	Server SW Maintenance,Consumable	5,380.20

Report ID: TGB
 Source: I/3 Finance
 Budget FY: 2016

STATE OF IOWA
 EXPENDITURES FOR OBJECT CLASSES 418 AND 510
 (Appendix A)

Page: 10 of 176
 Run Date: 09/21/2016
 Run Time: 04:00:30 AM

Month	Department	Department Name	Object Class	Object	Object Name	Posting Am
July	126	Auditor Of State	510	4050	Network SW Maintenance,Consumable	1,699.00
August				3920	Server SW Purchase or License	107.72
				3950	Server SW Maintenance,Consumable	1,486.00
				4030	Network Misc,Parts,Supplies,Consumable	29.54
				4040	Network HW Maintenance,Consumable	85.00
				4730	Printer Misc,Parts,Supplies,Consumable	95.11
September				3830	Desktop Misc,Parts,Supplies,Consumable	33.34
				4040	Network HW Maintenance,Consumable	85.00
				4730	Printer Misc,Parts,Supplies,Consumable	736.26
				4740	Printer HW Maintenance,Consumable	84.49
October				3820	Desktop SW Purchase or License	96,885.00
				4730	Printer Misc,Parts,Supplies,Consumable	1,168.25
November				3850	Desktop SW Maintenance,Consumable	982.80
				4040	Network HW Maintenance,Consumable	85.00
				4730	Printer Misc,Parts,Supplies,Consumable	1,099.64
December				3830	Desktop Misc,Parts,Supplies,Consumable	230.59
				3850	Desktop SW Maintenance,Consumable	8,791.25
				4040	Network HW Maintenance,Consumable	170.00
				4730	Printer Misc,Parts,Supplies,Consumable	1,040.41
January				4011	Network HW Purchase or Lease-Inventory	3,970.78
				4020	Network SW Purchase or License	1,232.03
				4040	Network HW Maintenance,Consumable	85.00
				4730	Printer Misc,Parts,Supplies,Consumable	1,163.05
February				3820	Desktop SW Purchase or License	372.82
				4040	Network HW Maintenance,Consumable	85.00

Report ID: TGB
 Source: I/3 Finance
 Budget FY: 2016

STATE OF IOWA
 EXPENDITURES FOR OBJECT CLASSES 418 AND 510
 (Appendix A)

Page: 11 of 176
 Run Date: 09/21/2016
 Run Time: 04:00:30 AM

Month	Department	Department Name	Object Class	Object	Object Name	Posting Am
February	126	Auditor Of State	510	4730	Printer Misc,Parts,Supplies,Consumable	176.00
March				3920	Server SW Purchase or License	876.31
				3950	Server SW Maintenance,Consumable	301.21
				4011	Network HW Purchase or Lease-Inventory	323.55
				4711	Printer HW Purchase or Lease-Inventory	5,300.00
				4730	Printer Misc,Parts,Supplies,Consumable	2,242.26
				4740	Printer HW Maintenance,Consumable	315.00
April				3920	Server SW Purchase or License	5,563.87
				4040	Network HW Maintenance,Consumable	85.00
				4730	Printer Misc,Parts,Supplies,Consumable	510.29
May				3820	Desktop SW Purchase or License	172.79
				3950	Server SW Maintenance,Consumable	697.88
				4040	Network HW Maintenance,Consumable	170.00
				4050	Network SW Maintenance,Consumable	393.00
				4711	Printer HW Purchase or Lease-Inventory	5,200.00
				4730	Printer Misc,Parts,Supplies,Consumable	1,304.00
June				3811	Desktop HW Purchase or Lease-Inventory	22,500.60
				3820	Desktop SW Purchase or License	38,384.13
				3830	Desktop Misc,Parts,Supplies,Consumable	20,941.92
				3920	Server SW Purchase or License	4,605.60
				3930	Server Misc,Parts,Supplies,Consumable	1,525.90
				3950	Server SW Maintenance,Consumable	174.99
				4030	Network Misc,Parts,Supplies,Consumable	130.61
				4040	Network HW Maintenance,Consumable	85.00
				4730	Printer Misc,Parts,Supplies,Consumable	343.44

Report ID: TGB
 Source: I/3 Finance
 Budget FY: 2016

STATE OF IOWA
 EXPENDITURES FOR OBJECT CLASSES 418 AND 510
 (Appendix A)

Page: 12 of 176
 Run Date: 09/21/2016
 Run Time: 04:00:30 AM

Month	Department	Department Name	Object Class	Object	Object Name	Posting Am
July (H/O)	126	Auditor Of State	510	3820	Desktop SW Purchase or License	137.95
				3940	Server HW Maintenance,Consumable	(1,336.17)
				4040	Network HW Maintenance,Consumable	85.00
				4730	Printer Misc,Parts,Supplies,Consumable	224.28
August (H/O)				3820	Desktop SW Purchase or License	6,475.00
	126	Auditor Of State	510		Sum:	251,949.92

Month	Department	Department Name	Object Class	Object	Object Name	Posting Am
September	131	Dept For The Blind	418	4181	IT Professional Services	3,475.00
October				4181	IT Professional Services	765.00
November				4181	IT Professional Services	45.00
December				4181	IT Professional Services	185.00
February				4181	IT Professional Services	1,192.60
May				4181	IT Professional Services	1,157.91
July (H/O)				4181	IT Professional Services	180.00
	131	Dept For The Blind	418		Sum:	7,000.51

Month	Department	Department Name	Object Class	Object	Object Name	Posting Am
July	131	Dept For The Blind	510	4730	Printer Misc,Parts,Supplies,Consumable	606.80
August				3810	Desktop HW Purchase or Lease-Non Inventory	5,530.00
				3820	Desktop SW Purchase or License	288.00
				3830	Desktop Misc,Parts,Supplies,Consumable	101.97
				3920	Server SW Purchase or License	1,389.74
				3930	Server Misc,Parts,Supplies,Consumable	364.94
				4730	Printer Misc,Parts,Supplies,Consumable	62 117.98

Report ID: TGB
 Source: I/3 Finance
 Budget FY: 2016

STATE OF IOWA
 EXPENDITURES FOR OBJECT CLASSES 418 AND 510
 (Appendix A)

Page: 13 of 176
 Run Date: 09/21/2016
 Run Time: 04:00:30 AM

Month	Department	Department Name	Object Class	Object	Object Name	Posting Am
September	131	Dept For The Blind	510	3810	Desktop HW Purchase or Lease-Non Inventory	929.99
				3830	Desktop Misc,Parts,Supplies,Consumable	464.57
				3920	Server SW Purchase or License	2,595.10
				3940	Server HW Maintenance,Consumable	834.00
				3950	Server SW Maintenance,Consumable	945.00
				4050	Network SW Maintenance,Consumable	59.52
				4710	Printer HW Purchase or Lease-Non Inventory	98.98
				4730	Printer Misc,Parts,Supplies,Consumable	151.76
October				3810	Desktop HW Purchase or Lease-Non Inventory	8,339.69
				3830	Desktop Misc,Parts,Supplies,Consumable	616.98
				3920	Server SW Purchase or License	1,683.27
				3940	Server HW Maintenance,Consumable	4,129.00
				4040	Network HW Maintenance,Consumable	59.52
				4730	Printer Misc,Parts,Supplies,Consumable	1,153.48
November				3810	Desktop HW Purchase or Lease-Non Inventory	6,137.50
				3820	Desktop SW Purchase or License	70.79
				3830	Desktop Misc,Parts,Supplies,Consumable	902.95
				3940	Server HW Maintenance,Consumable	8,067.00
				4040	Network HW Maintenance,Consumable	1,123.34
				4730	Printer Misc,Parts,Supplies,Consumable	325.91
December				3810	Desktop HW Purchase or Lease-Non Inventory	6,604.99
				3830	Desktop Misc,Parts,Supplies,Consumable	312.75
				3911	Server HW Purchase or Lease-Inventory	5,785.00
				3920	Server SW Purchase or License	3,690.00
				3950	Server SW Maintenance,Consumable	2,152.30

Report ID: TGB
 Source: I/3 Finance
 Budget FY: 2016

STATE OF IOWA
 EXPENDITURES FOR OBJECT CLASSES 418 AND 510
 (Appendix A)

Page: 14 of 176
 Run Date: 09/21/2016
 Run Time: 04:00:30 AM

Month	Department	Department Name	Object Class	Object	Object Name	Posting Am
December	131	Dept For The Blind	510	4030	Network Misc,Parts,Supplies,Consumable	54.22
				4710	Printer HW Purchase or Lease-Non Inventory	243.16
				4730	Printer Misc,Parts,Supplies,Consumable	1,040.94
January				3810	Desktop HW Purchase or Lease-Non Inventory	3,290.00
				3820	Desktop SW Purchase or License	1,864.10
				3830	Desktop Misc,Parts,Supplies,Consumable	64.14
				3920	Server SW Purchase or License	965.60
				3930	Server Misc,Parts,Supplies,Consumable	778.43
				3940	Server HW Maintenance,Consumable	834.00
				3950	Server SW Maintenance,Consumable	3,525.00
				4020	Network SW Purchase or License	1,032.00
				4710	Printer HW Purchase or Lease-Non Inventory	274.99
				4730	Printer Misc,Parts,Supplies,Consumable	942.29
February				3810	Desktop HW Purchase or Lease-Non Inventory	7,943.85
				3820	Desktop SW Purchase or License	1,010.00
				3830	Desktop Misc,Parts,Supplies,Consumable	32.88
				3940	Server HW Maintenance,Consumable	417.00
				3950	Server SW Maintenance,Consumable	2,500.00
				4730	Printer Misc,Parts,Supplies,Consumable	390.87
March				3810	Desktop HW Purchase or Lease-Non Inventory	6,779.00
				3820	Desktop SW Purchase or License	688.73
				3920	Server SW Purchase or License	5,000.00
				3930	Server Misc,Parts,Supplies,Consumable	436.85
				3940	Server HW Maintenance,Consumable	417.00
April				3830	Desktop Misc,Parts,Supplies,Consumable	307.69

Report ID: TGB
 Source: I/3 Finance
 Budget FY: 2016

STATE OF IOWA
 EXPENDITURES FOR OBJECT CLASSES 418 AND 510
 (Appendix A)

Page: 15 of 176
 Run Date: 09/21/2016
 Run Time: 04:00:30 AM

Month	Department	Department Name	Object Class	Object	Object Name	Posting Am
April	131	Dept For The Blind	510	3940	Server HW Maintenance,Consumable	417.00
				4030	Network Misc,Parts,Supplies,Consumable	13.95
				4730	Printer Misc,Parts,Supplies,Consumable	790.70
May				3810	Desktop HW Purchase or Lease-Non Inventory	1,132.00
				3820	Desktop SW Purchase or License	104.98
				3830	Desktop Misc,Parts,Supplies,Consumable	118.50
				3940	Server HW Maintenance,Consumable	1,667.00
				3950	Server SW Maintenance,Consumable	448.00
				4730	Printer Misc,Parts,Supplies,Consumable	508.82
June				3810	Desktop HW Purchase or Lease-Non Inventory	4,830.00
				3820	Desktop SW Purchase or License	1,406.00
				3830	Desktop Misc,Parts,Supplies,Consumable	161.45
				3920	Server SW Purchase or License	1,314.82
				3940	Server HW Maintenance,Consumable	417.00
				4710	Printer HW Purchase or Lease-Non Inventory	58.72
				4730	Printer Misc,Parts,Supplies,Consumable	260.90
July (H/O)				3810	Desktop HW Purchase or Lease-Non Inventory	369.99
				3820	Desktop SW Purchase or License	1,779.98
				3830	Desktop Misc,Parts,Supplies,Consumable	606.81
				4730	Printer Misc,Parts,Supplies,Consumable	504.43
August (H/O)				3810	Desktop HW Purchase or Lease-Non Inventory	2,020.00
				3830	Desktop Misc,Parts,Supplies,Consumable	238.27
				4710	Printer HW Purchase or Lease-Non Inventory	159.00
				4730	Printer Misc,Parts,Supplies,Consumable	115.77
	131	Dept For The Blind	510		Sum:	125,909.65

Report ID: TGB
 Source: I/3 Finance
 Budget FY: 2016

STATE OF IOWA
 EXPENDITURES FOR OBJECT CLASSES 418 AND 510
 (Appendix A)

Page: 16 of 176
 Run Date: 09/21/2016
 Run Time: 04:00:30 AM

Month	Department	Department Name	Object Class	Object	Object Name	Posting Am
August	140	Ethics and Campaign Disclosure	418	4181	IT Professional Services	1,600.00
September				4181	IT Professional Services	800.00
October				4181	IT Professional Services	800.00
November				4181	IT Professional Services	209.97
December				4181	IT Professional Services	1,600.00
January				4181	IT Professional Services	800.00
February				4181	IT Professional Services	800.00
March				4181	IT Professional Services	800.00
April				4181	IT Professional Services	800.00
May				4181	IT Professional Services	800.00
June				4181	IT Professional Services	800.00
July (H/O)				4181	IT Professional Services	510.00
	140	Ethics and Campaign Disclosure	418		Sum:	10,319.97

Month	Department	Department Name	Object Class	Object	Object Name	Posting Am
October	140	Ethics and Campaign Disclosure	510	4740	Printer HW Maintenance,Consumable	209.50
January				4740	Printer HW Maintenance,Consumable	205.33
March				3830	Desktop Misc,Parts,Supplies,Consumable	8.46
April				4740	Printer HW Maintenance,Consumable	161.82
May				4020	Network SW Purchase or License	323.88
June				3810	Desktop HW Purchase or Lease-Non Inventory	3,263.16
				3920	Server SW Purchase or License	1,614.00
July (H/O)				3920	Server SW Purchase or License	66,564.00

Report ID: TGB
 Source: I/3 Finance
 Budget FY: 2016

STATE OF IOWA
 EXPENDITURES FOR OBJECT CLASSES 418 AND 510
 (Appendix A)

Page: 17 of 176
 Run Date: 09/21/2016
 Run Time: 04:00:30 AM

Month	Department	Department Name	Object Class	Object	Object Name	Posting Am
August (H/O)	140	Ethics and Campaign Disclosure	510	4740	Printer HW Maintenance,Consumable	158.13
	140	Ethics and Campaign Disclosure	510			Sum: 5,380.28

Month	Department	Department Name	Object Class	Object	Object Name	Posting Am
July	185	Chief Information Officer, Office of	418	4181	IT Professional Services	29,379.56
				4184	IT Technical Consultants	16,030.46
August				4181	IT Professional Services	12,500.00
				4184	IT Technical Consultants	6,492.00
September				4181	IT Professional Services	252,635.11
				4184	IT Technical Consultants	1,272,858.68
October				4181	IT Professional Services	415,625.94
				4184	IT Technical Consultants	629,052.73
November				4181	IT Professional Services	116,354.46
				4184	IT Technical Consultants	729,377.79
December				4181	IT Professional Services	1,171,213.16
				4184	IT Technical Consultants	600,410.98
January				4181	IT Professional Services	217,880.57
				4184	IT Technical Consultants	755,272.02
February				4181	IT Professional Services	210,548.74
				4184	IT Technical Consultants	685,118.88
March				4181	IT Professional Services	302,514.75
				4184	IT Technical Consultants	736,418.61
April				4181	IT Professional Services	186,626.85
				4184	IT Technical Consultants	770,219.96
May				4181	IT Professional Services	69,093.20

Report ID: TGB
 Source: I/3 Finance
 Budget FY: 2016

STATE OF IOWA
 EXPENDITURES FOR OBJECT CLASSES 418 AND 510
 (Appendix A)

Page: 18 of 176
 Run Date: 09/21/2016
 Run Time: 04:00:30 AM

Month	Department	Department Name	Object Class	Object	Object Name	Posting Am
May	185	Chief Information Officer, Office of	418	4184	IT Technical Consultants	731,896.07
June				4181	IT Professional Services	239,423.00
				4184	IT Technical Consultants	723,241.51
July (H/O)				4181	IT Professional Services	269,335.37
				4184	IT Technical Consultants	753,885.99
August (H/O)				4181	IT Professional Services	398,579.16
				4184	IT Technical Consultants	11,840.78
September (H/O)				4181	IT Professional Services	1,050.00
	185	Chief Information Officer, Office of	418		Sum:	12,254,876.33

Month	Department	Department Name	Object Class	Object	Object Name	Posting Am
July	185	Chief Information Officer, Office of	510	3811	Desktop HW Purchase or Lease-Inventory	1,025.55
				3820	Desktop SW Purchase or License	5,009.44
				3850	Desktop SW Maintenance,Consumable	321,816.46
				3911	Server HW Purchase or Lease-Inventory	116,248.90
				3920	Server SW Purchase or License	249,080.97
				3930	Server Misc,Parts,Supplies,Consumable	3,477.27
				3940	Server HW Maintenance,Consumable	57,723.65
				3950	Server SW Maintenance,Consumable	1,320,213.71
				4040	Network HW Maintenance,Consumable	4,994.35
				4050	Network SW Maintenance,Consumable	91,291.43
				4750	Printer SW Maintenance,Consumable	8,862.21
August				3810	Desktop HW Purchase or Lease-Non Inventory	13,071.16
				3811	Desktop HW Purchase or Lease-Inventory	1,601.37
				3830	Desktop Misc,Parts,Supplies,Consumable	3,406.91

Report ID: TGB
 Source: I/3 Finance
 Budget FY: 2016

STATE OF IOWA
 EXPENDITURES FOR OBJECT CLASSES 418 AND 510
 (Appendix A)

Page: 19 of 176
 Run Date: 09/21/2016
 Run Time: 04:00:30 AM

Month	Department	Department Name	Object Class	Object	Object Name	Posting Am
August	185	Chief Information Officer, Office of	510	3850	Desktop SW Maintenance,Consumable	22,472.09
				3910	Server HW Purchase or Lease-Non Inventory	244,649.16
				3911	Server HW Purchase or Lease-Inventory	338,465.22
				3920	Server SW Purchase or License	2,010,781.86
				3930	Server Misc,Parts,Supplies,Consumable	3,256.85
				3940	Server HW Maintenance,Consumable	7,601.10
				3950	Server SW Maintenance,Consumable	213,559.04
				4011	Network HW Purchase or Lease-Inventory	43,214.10
				4020	Network SW Purchase or License	2,970.31
				4050	Network SW Maintenance,Consumable	8,787.15
				4750	Printer SW Maintenance,Consumable	25,140.00
September				3810	Desktop HW Purchase or Lease-Non Inventory	13,723.56
				3811	Desktop HW Purchase or Lease-Inventory	2,177.19
				3820	Desktop SW Purchase or License	31,900.04
				3830	Desktop Misc,Parts,Supplies,Consumable	1,592.00
				3850	Desktop SW Maintenance,Consumable	8,366.46
				3910	Server HW Purchase or Lease-Non Inventory	108,852.36
				3911	Server HW Purchase or Lease-Inventory	1,056.34
				3920	Server SW Purchase or License	306,792.01
				3940	Server HW Maintenance,Consumable	238,614.74
				3950	Server SW Maintenance,Consumable	244,493.29
				4010	Network HW Purchase or Lease-Non Inventory	3,597.75
				4030	Network Misc,Parts,Supplies,Consumable	833.90
				4040	Network HW Maintenance,Consumable	2,952.50
				4750	Printer SW Maintenance,Consumable	5,897.90

Report ID: TGB
 Source: I/3 Finance
 Budget FY: 2016

STATE OF IOWA
 EXPENDITURES FOR OBJECT CLASSES 418 AND 510
 (Appendix A)

Page: 20 of 176
 Run Date: 09/21/2016
 Run Time: 04:00:30 AM

Month	Department	Department Name	Object Class	Object	Object Name	Posting Am
October	185	Chief Information Officer, Office of	510	3810	Desktop HW Purchase or Lease-Non Inventory	34,532.21
				3811	Desktop HW Purchase or Lease-Inventory	1,601.37
				3820	Desktop SW Purchase or License	16,333.83
				3850	Desktop SW Maintenance,Consumable	47.25
				3910	Server HW Purchase or Lease-Non Inventory	67,524.96
				3911	Server HW Purchase or Lease-Inventory	117,500.69
				3920	Server SW Purchase or License	147,237.11
				3930	Server Misc,Parts,Supplies,Consumable	2,770.20
				3950	Server SW Maintenance,Consumable	165,277.28
				4011	Network HW Purchase or Lease-Inventory	138,151.20
				4020	Network SW Purchase or License	6,067.60
				4040	Network HW Maintenance,Consumable	18,838.80
				4050	Network SW Maintenance,Consumable	359.40
				4740	Printer HW Maintenance,Consumable	261.25
				4750	Printer SW Maintenance,Consumable	18,675.00
November				3810	Desktop HW Purchase or Lease-Non Inventory	17,226.91
				3811	Desktop HW Purchase or Lease-Inventory	1,601.37
				3820	Desktop SW Purchase or License	6,304.02
				3830	Desktop Misc,Parts,Supplies,Consumable	14,259.00
				3850	Desktop SW Maintenance,Consumable	1,055.25
				3910	Server HW Purchase or Lease-Non Inventory	102,925.24
				3911	Server HW Purchase or Lease-Inventory	59,014.43
				3920	Server SW Purchase or License	292,819.20
				3950	Server SW Maintenance,Consumable	216,247.71
				4030	Network Misc,Parts,Supplies,Consumable	1,567.80

Report ID: TGB
 Source: I/3 Finance
 Budget FY: 2016

STATE OF IOWA
 EXPENDITURES FOR OBJECT CLASSES 418 AND 510
 (Appendix A)

Page: 21 of 176
 Run Date: 09/21/2016
 Run Time: 04:00:30 AM

Month	Department	Department Name	Object Class	Object	Object Name	Posting Am
November	185	Chief Information Officer, Office of	510	4710	Printer HW Purchase or Lease-Non Inventory	715.11
				4740	Printer HW Maintenance,Consumable	7,920.00
December				3810	Desktop HW Purchase or Lease-Non Inventory	12,051.93
				3811	Desktop HW Purchase or Lease-Inventory	3,533.37
				3820	Desktop SW Purchase or License	1,548.76
				3830	Desktop Misc,Parts,Supplies,Consumable	5,975.45
				3910	Server HW Purchase or Lease-Non Inventory	56,187.60
				3911	Server HW Purchase or Lease-Inventory	59,014.43
				3920	Server SW Purchase or License	782,608.25
				3930	Server Misc,Parts,Supplies,Consumable	33,510.00
				3950	Server SW Maintenance,Consumable	206,261.87
				4040	Network HW Maintenance,Consumable	7,620.12
				4050	Network SW Maintenance,Consumable	7,620.12
				4740	Printer HW Maintenance,Consumable	1,325.22
January				3810	Desktop HW Purchase or Lease-Non Inventory	8,499.52
				3811	Desktop HW Purchase or Lease-Inventory	1,601.37
				3820	Desktop SW Purchase or License	2,230.32
				3830	Desktop Misc,Parts,Supplies,Consumable	6,578.69
				3910	Server HW Purchase or Lease-Non Inventory	39,819.30
				3911	Server HW Purchase or Lease-Inventory	61,516.43
				3920	Server SW Purchase or License	268,335.58
				3930	Server Misc,Parts,Supplies,Consumable	2,770.20
				3940	Server HW Maintenance,Consumable	(65,869.95)
				3950	Server SW Maintenance,Consumable	679,174.39
				4010	Network HW Purchase or Lease-Non Inventory	5,764.20

Report ID: TGB
 Source: I/3 Finance
 Budget FY: 2016

STATE OF IOWA
 EXPENDITURES FOR OBJECT CLASSES 418 AND 510
 (Appendix A)

Page: 22 of 176
 Run Date: 09/21/2016
 Run Time: 04:00:30 AM

Month	Department	Department Name	Object Class	Object	Object Name	Posting Am
January	185	Chief Information Officer, Office of	510	4020	Network SW Purchase or License	131.62
				4030	Network Misc,Parts,Supplies,Consumable	1,594.60
				4050	Network SW Maintenance,Consumable	213,151.93
				4710	Printer HW Purchase or Lease-Non Inventory	390.00
				4740	Printer HW Maintenance,Consumable	5,460.00
				4750	Printer SW Maintenance,Consumable	4,000.00
February				3810	Desktop HW Purchase or Lease-Non Inventory	16,904.32
				3811	Desktop HW Purchase or Lease-Inventory	1,601.37
				3820	Desktop SW Purchase or License	4,214.91
				3830	Desktop Misc,Parts,Supplies,Consumable	1,036.02
				3850	Desktop SW Maintenance,Consumable	2,191.98
				3910	Server HW Purchase or Lease-Non Inventory	61,356.62
				3911	Server HW Purchase or Lease-Inventory	60,265.43
				3920	Server SW Purchase or License	538,753.34
				3930	Server Misc,Parts,Supplies,Consumable	610.50
				3950	Server SW Maintenance,Consumable	152,789.83
				4030	Network Misc,Parts,Supplies,Consumable	1,058.60
				4740	Printer HW Maintenance,Consumable	1,980.00
March				3810	Desktop HW Purchase or Lease-Non Inventory	28,874.26
				3811	Desktop HW Purchase or Lease-Inventory	3,320.02
				3820	Desktop SW Purchase or License	946.06
				3830	Desktop Misc,Parts,Supplies,Consumable	567.00
				3850	Desktop SW Maintenance,Consumable	691.36
				3910	Server HW Purchase or Lease-Non Inventory	68,534.88
				3911	Server HW Purchase or Lease-Inventory	60,265.43

Report ID: TGB
 Source: I/3 Finance
 Budget FY: 2016

STATE OF IOWA
 EXPENDITURES FOR OBJECT CLASSES 418 AND 510
 (Appendix A)

Page: 23 of 176
 Run Date: 09/21/2016
 Run Time: 04:00:30 AM

Month	Department	Department Name	Object Class	Object	Object Name	Posting Am
March	185	Chief Information Officer, Office of	510	3920	Server SW Purchase or License	245,502.15
				3950	Server SW Maintenance,Consumable	150,737.47
				4740	Printer HW Maintenance,Consumable	630.00
April				3810	Desktop HW Purchase or Lease-Non Inventory	26,789.28
				3811	Desktop HW Purchase or Lease-Inventory	1,601.37
				3820	Desktop SW Purchase or License	1,232.60
				3830	Desktop Misc,Parts,Supplies,Consumable	1,584.65
				3840	Desktop HW Maintenance,Consumable	709.65
				3850	Desktop SW Maintenance,Consumable	38,458.89
				3910	Server HW Purchase or Lease-Non Inventory	104,678.10
				3911	Server HW Purchase or Lease-Inventory	111,359.91
				3920	Server SW Purchase or License	101,196.46
				3930	Server Misc,Parts,Supplies,Consumable	12,793.87
				3950	Server SW Maintenance,Consumable	280,834.28
				4010	Network HW Purchase or Lease-Non Inventory	4,733.60
				4710	Printer HW Purchase or Lease-Non Inventory	106,379.00
				4740	Printer HW Maintenance,Consumable	1,980.00
May				3810	Desktop HW Purchase or Lease-Non Inventory	18,698.98
				3811	Desktop HW Purchase or Lease-Inventory	1,601.37
				3820	Desktop SW Purchase or License	386.17
				3830	Desktop Misc,Parts,Supplies,Consumable	404.98
				3910	Server HW Purchase or Lease-Non Inventory	66,114.90
				3911	Server HW Purchase or Lease-Inventory	60,265.43
				3920	Server SW Purchase or License	505,396.13
				3930	Server Misc,Parts,Supplies,Consumable	2,650.00

Report ID: TGB
 Source: I/3 Finance
 Budget FY: 2016

STATE OF IOWA
 EXPENDITURES FOR OBJECT CLASSES 418 AND 510
 (Appendix A)

Page: 24 of 176
 Run Date: 09/21/2016
 Run Time: 04:00:30 AM

Month	Department	Department Name	Object Class	Object	Object Name	Posting Am
May	185	Chief Information Officer, Office of	510	3940	Server HW Maintenance,Consumable	(746.16)
				3950	Server SW Maintenance,Consumable	253,334.28
				4040	Network HW Maintenance,Consumable	4,093.66
				4710	Printer HW Purchase or Lease-Non Inventory	(106,379.00)
				4730	Printer Misc,Parts,Supplies,Consumable	163.58
				4740	Printer HW Maintenance,Consumable	124.02
June				3810	Desktop HW Purchase or Lease-Non Inventory	18,146.66
				3811	Desktop HW Purchase or Lease-Inventory	1,601.37
				3820	Desktop SW Purchase or License	326.24
				3830	Desktop Misc,Parts,Supplies,Consumable	3,162.50
				3850	Desktop SW Maintenance,Consumable	265,219.66
				3910	Server HW Purchase or Lease-Non Inventory	68,322.10
				3911	Server HW Purchase or Lease-Inventory	86,095.77
				3920	Server SW Purchase or License	90,488.85
				3930	Server Misc,Parts,Supplies,Consumable	3,013.75
				3950	Server SW Maintenance,Consumable	7,491.04
				4010	Network HW Purchase or Lease-Non Inventory	11,732.50
				4040	Network HW Maintenance,Consumable	70,293.92
				4740	Printer HW Maintenance,Consumable	6,117.00
July (H/O)				3810	Desktop HW Purchase or Lease-Non Inventory	2,031.46
				3820	Desktop SW Purchase or License	628.54
				3830	Desktop Misc,Parts,Supplies,Consumable	307.48
				3850	Desktop SW Maintenance,Consumable	(265,219.66)
				3910	Server HW Purchase or Lease-Non Inventory	16,049.84
				3911	Server HW Purchase or Lease-Inventory	15,377.74

Report ID: TGB
 Source: I/3 Finance
 Budget FY: 2016

STATE OF IOWA
 EXPENDITURES FOR OBJECT CLASSES 418 AND 510
 (Appendix A)

Page: 25 of 176
 Run Date: 09/21/2016
 Run Time: 04:00:30 AM

Month	Department	Department Name	Object Class	Object	Object Name	Posting Am
July (H/O)	185	Chief Information Officer, Office of	510	3920	Server SW Purchase or License	1,310,818.58
				3950	Server SW Maintenance,Consumable	(261,945.78)
				4010	Network HW Purchase or Lease-Non Inventory	7,601.02
				4040	Network HW Maintenance,Consumable	(72,881.10)
				4710	Printer HW Purchase or Lease-Non Inventory	106,379.00
				4740	Printer HW Maintenance,Consumable	(272.73)
				4750	Printer SW Maintenance,Consumable	(727.27)
August (H/O)				3820	Desktop SW Purchase or License	18,844.05
				3850	Desktop SW Maintenance,Consumable	(2,133.52)
				3910	Server HW Purchase or Lease-Non Inventory	5,017.04
				3920	Server SW Purchase or License	(990.66)
				3930	Server Misc,Parts,Supplies,Consumable	2,650.00
				3950	Server SW Maintenance,Consumable	(209,994.43)
				4010	Network HW Purchase or Lease-Non Inventory	22,830.00
				4011	Network HW Purchase or Lease-Inventory	107,400.00
				4020	Network SW Purchase or License	(32.91)
				4040	Network HW Maintenance,Consumable	(2,476.71)
				4050	Network SW Maintenance,Consumable	(56,738.05)
				4750	Printer SW Maintenance,Consumable	(2,095.01)
September (H/O)				3950	Server SW Maintenance,Consumable	49,000.00
	185	Chief Information Officer, Office of	510		Sum:	14,383,519.64

Month	Department	Department Name	Object Class	Object	Object Name	Posting Am
July	212	Alcoholic Beverages	418	4181	IT Professional Services	1,820.00
August				4181	IT Professional Services	15,642.92

Report ID: TGB
 Source: I/3 Finance
 Budget FY: 2016

STATE OF IOWA
 EXPENDITURES FOR OBJECT CLASSES 418 AND 510
 (Appendix A)

Page: 26 of 176
 Run Date: 09/21/2016
 Run Time: 04:00:30 AM

Month	Department	Department Name	Object Class	Object	Object Name	Posting Am
September	212	Alcoholic Beverages	418	4181	IT Professional Services	208,543.54
October				4181	IT Professional Services	157,782.94
November				4181	IT Professional Services	38,414.77
December				4181	IT Professional Services	58,535.04
January				4181	IT Professional Services	147,429.97
February				4181	IT Professional Services	165,790.01
March				4181	IT Professional Services	59,519.94
April				4181	IT Professional Services	363,739.88
May				4181	IT Professional Services	187,215.93
June				4181	IT Professional Services	131,597.11
July (H/O)				4181	IT Professional Services	139,431.44
August (H/O)				4181	IT Professional Services	50.00
	212	Alcoholic Beverages	418		Sum:	1,675,513.49

Month	Department	Department Name	Object Class	Object	Object Name	Posting Am
July	212	Alcoholic Beverages	510	3820	Desktop SW Purchase or License	11,615.66
October				3820	Desktop SW Purchase or License	3,168.68
November				3820	Desktop SW Purchase or License	699.80
December				3820	Desktop SW Purchase or License	2,884.01
				3830	Desktop Misc,Parts,Supplies,Consumable	67.95
January				3820	Desktop SW Purchase or License	944.73
February				3820	Desktop SW Purchase or License	944.73
March				3820	Desktop SW Purchase or License	791.28
				3840	Desktop HW Maintenance,Consumable	104.98
April				3820	Desktop SW Purchase or License	2,646.06

Report ID: TGB
 Source: I/3 Finance
 Budget FY: 2016

STATE OF IOWA
 EXPENDITURES FOR OBJECT CLASSES 418 AND 510
 (Appendix A)

Page: 27 of 176
 Run Date: 09/21/2016
 Run Time: 04:00:30 AM

Month	Department	Department Name	Object Class	Object	Object Name	Posting Am
May	212	Alcoholic Beverages	510	3820	Desktop SW Purchase or License	944.73
				3840	Desktop HW Maintenance,Consumable	9.92
June				3820	Desktop SW Purchase or License	1,736.01
				3840	Desktop HW Maintenance,Consumable	50.48
July (H/O)				3820	Desktop SW Purchase or License	944.73
	212	Alcoholic Beverages	510		Sum:	27,553.75

Month	Department	Department Name	Object Class	Object	Object Name	Posting Am
August	213	Banking	510	3820	Desktop SW Purchase or License	4,089.91
				3950	Server SW Maintenance,Consumable	1,701.00
September				4010	Network HW Purchase or Lease-Non Inventory	1,300.20
October				3830	Desktop Misc,Parts,Supplies,Consumable	914.34
				3840	Desktop HW Maintenance,Consumable	214.62
November				3830	Desktop Misc,Parts,Supplies,Consumable	133.96
December				3830	Desktop Misc,Parts,Supplies,Consumable	704.95
				3840	Desktop HW Maintenance,Consumable	664.54
January				3920	Server SW Purchase or License	6,084.75
March				3950	Server SW Maintenance,Consumable	1,798.20
June				3830	Desktop Misc,Parts,Supplies,Consumable	11,660.00
				3850	Desktop SW Maintenance,Consumable	4,689.09
				4711	Printer HW Purchase or Lease-Inventory	9,869.75
July (H/O)				3810	Desktop HW Purchase or Lease-Non Inventory	4,986.04
				3830	Desktop Misc,Parts,Supplies,Consumable	2,296.67
				3850	Desktop SW Maintenance,Consumable	(149.01)
				3940	Server HW Maintenance,Consumable	77 412.80

Report ID: TGB
 Source: I/3 Finance
 Budget FY: 2016

STATE OF IOWA
 EXPENDITURES FOR OBJECT CLASSES 418 AND 510
 (Appendix A)

Page: 28 of 176
 Run Date: 09/21/2016
 Run Time: 04:00:30 AM

Month	Department	Department Name	Object Class	Object	Object Name	Posting Am
July (H/O)	213	Banking	510	3950	Server SW Maintenance,Consumable	1,765.00
				4740	Printer HW Maintenance,Consumable	2,431.00
August (H/O)				4050	Network SW Maintenance,Consumable	1,684.80
September (H/O)				4711	Printer HW Purchase or Lease-Inventory	(4,000.00)
	213	Banking	510			Sum: 53,252.61

Month	Department	Department Name	Object Class	Object	Object Name	Posting Am
July	214	Credit Union	510	3920	Server SW Purchase or License	1,739.79
November				3920	Server SW Purchase or License	598.50
June				3810	Desktop HW Purchase or Lease-Non Inventory	609.00
	214	Credit Union	510			Sum: 2,947.29

Month	Department	Department Name	Object Class	Object	Object Name	Posting Am
August	216	Insurance	418	4181	IT Professional Services	2,400.00
	216	Insurance	418			Sum: 2,400.00

Month	Department	Department Name	Object Class	Object	Object Name	Posting Am
July	216	Insurance	510	3810	Desktop HW Purchase or Lease-Non Inventory	183.33
				3850	Desktop SW Maintenance,Consumable	6,386.63
				3920	Server SW Purchase or License	7,935.74
August				3820	Desktop SW Purchase or License	686.40
				3830	Desktop Misc,Parts,Supplies,Consumable	314.00
September				3820	Desktop SW Purchase or License	2,290.11
				3850	Desktop SW Maintenance,Consumable	1,200.00

Report ID: TGB
 Source: I/3 Finance
 Budget FY: 2016

STATE OF IOWA
 EXPENDITURES FOR OBJECT CLASSES 418 AND 510
 (Appendix A)

Page: 29 of 176
 Run Date: 09/21/2016
 Run Time: 04:00:30 AM

Month	Department	Department Name	Object Class	Object	Object Name	Posting Am
September	216	Insurance	510	3920	Server SW Purchase or License	14,637.00
October				3820	Desktop SW Purchase or License	4,200.00
				3830	Desktop Misc,Parts,Supplies,Consumable	160.00
				4710	Printer HW Purchase or Lease-Non Inventory	360.00
December				3810	Desktop HW Purchase or Lease-Non Inventory	26,970.86
				3830	Desktop Misc,Parts,Supplies,Consumable	4,522.00
				3850	Desktop SW Maintenance,Consumable	3,078.00
January				3810	Desktop HW Purchase or Lease-Non Inventory	926.96
February				3810	Desktop HW Purchase or Lease-Non Inventory	13,732.90
				3820	Desktop SW Purchase or License	1,912.00
				3830	Desktop Misc,Parts,Supplies,Consumable	98.01
March				3810	Desktop HW Purchase or Lease-Non Inventory	6,229.26
				3850	Desktop SW Maintenance,Consumable	3,804.15
				4730	Printer Misc,Parts,Supplies,Consumable	477.05
April				3820	Desktop SW Purchase or License	13,895.86
June				3820	Desktop SW Purchase or License	1,632.87
				3830	Desktop Misc,Parts,Supplies,Consumable	1,537.12
July (H/O)				3830	Desktop Misc,Parts,Supplies,Consumable	1,858.07
				3850	Desktop SW Maintenance,Consumable	11,300.00
				3920	Server SW Purchase or License	(3,967.87)
	216	Insurance	510		Sum:	126,360.45

Month	Department	Department Name	Object Class	Object	Object Name	Posting Am
September	217	Professional Licensing/Reg	510	3830	Desktop Misc,Parts,Supplies,Consumable	1,812.00
October				4710	Printer HW Purchase or Lease-Non Inventory	79,542.00

Report ID: TGB
 Source: I/3 Finance
 Budget FY: 2016

STATE OF IOWA
 EXPENDITURES FOR OBJECT CLASSES 418 AND 510
 (Appendix A)

Page: 30 of 176
 Run Date: 09/21/2016
 Run Time: 04:00:30 AM

Month	Department	Department Name	Object Class	Object	Object Name	Posting Am
June	217	Professional Licensing/Reg	510	4710	Printer HW Purchase or Lease-Non Inventory	4,815.00
	217	Professional Licensing/Reg	510		Sum:	8,169.00

Month	Department	Department Name	Object Class	Object	Object Name	Posting Am
August	219	Utilities	418	4181	IT Professional Services	1,000.00
September				4181	IT Professional Services	2,125.00
October				4181	IT Professional Services	875.00
November				4181	IT Professional Services	625.00
December				4181	IT Professional Services	7,937.50
January				4181	IT Professional Services	10,637.50
February				4181	IT Professional Services	27,900.00
March				4181	IT Professional Services	32,369.89
April				4181	IT Professional Services	21,750.00
May				4181	IT Professional Services	450.00
June				4181	IT Professional Services	32,312.50
July (H/O)				4181	IT Professional Services	14,700.00
	219	Utilities	418		Sum:	152,682.39

Month	Department	Department Name	Object Class	Object	Object Name	Posting Am
July	219	Utilities	510	3810	Desktop HW Purchase or Lease-Non Inventory	1,132.00
				3820	Desktop SW Purchase or License	1,065.05
				3850	Desktop SW Maintenance,Consumable	2,778.69
August				3920	Server SW Purchase or License	1,697.00
November				3920	Server SW Purchase or License	5,680.84
December				3820	Desktop SW Purchase or License	10,528.37

Report ID: TGB
 Source: I/3 Finance
 Budget FY: 2016

STATE OF IOWA
 EXPENDITURES FOR OBJECT CLASSES 418 AND 510
 (Appendix A)

Page: 31 of 176
 Run Date: 09/21/2016
 Run Time: 04:00:30 AM

Month	Department	Department Name	Object Class	Object	Object Name	Posting Am
February	219	Utilities	510	3810	Desktop HW Purchase or Lease-Non Inventory	1,609.00
				3820	Desktop SW Purchase or License	1,120.00
March				3920	Server SW Purchase or License	5,680.84
May				3920	Server SW Purchase or License	114,013.71
July (H/O)				3810	Desktop HW Purchase or Lease-Non Inventory	(360.00)
August (H/O)				3920	Server SW Purchase or License	5,851.26
	219	Utilities	510			Sum: 150,796.76

Month	Department	Department Name	Object Class	Object	Object Name	Posting Am
July	238	Corrections Central Office	418	4181	IT Professional Services	105,862.05
August				4181	IT Professional Services	140,645.40
September				4181	IT Professional Services	112,778.69
October				4181	IT Professional Services	119,321.57
November				4181	IT Professional Services	106,235.81
December				4181	IT Professional Services	112,778.69
January				4181	IT Professional Services	112,778.69
February				4181	IT Professional Services	112,461.99
March				4181	IT Professional Services	112,778.69
April				4181	IT Professional Services	20,547.34
May				4181	IT Professional Services	647,312.47
June				4181	IT Professional Services	111,463.60
July (H/O)				4181	IT Professional Services	13,833.28
August (H/O)				4181	IT Professional Services	284,819.05
	238	Corrections Central Office	418			Sum: 2,113,617.32

Report ID: TGB
 Source: I/3 Finance
 Budget FY: 2016

STATE OF IOWA
 EXPENDITURES FOR OBJECT CLASSES 418 AND 510
 (Appendix A)

Page: 32 of 176
 Run Date: 09/21/2016
 Run Time: 04:00:30 AM

Month	Department	Department Name	Object Class	Object	Object Name	Posting Am
July	238	Corrections Central Office	510	3840	Desktop HW Maintenance,Consumable	490,443.09
				3950	Server SW Maintenance,Consumable	17,536.49
				4710	Printer HW Purchase or Lease-Non Inventory	1,201.88
				4740	Printer HW Maintenance,Consumable	920.00
August				3820	Desktop SW Purchase or License	1,382.76
				3850	Desktop SW Maintenance,Consumable	148.24
				3950	Server SW Maintenance,Consumable	1,474.00
				4710	Printer HW Purchase or Lease-Non Inventory	3,414.88
				4740	Printer HW Maintenance,Consumable	1,942.44
September				3820	Desktop SW Purchase or License	1,382.76
				4710	Printer HW Purchase or Lease-Non Inventory	1,201.88
October				3810	Desktop HW Purchase or Lease-Non Inventory	16,066.70
				3820	Desktop SW Purchase or License	14,240.92
				3950	Server SW Maintenance,Consumable	11,744.25
				4710	Printer HW Purchase or Lease-Non Inventory	1,201.88
November				3820	Desktop SW Purchase or License	2,562.16
				3840	Desktop HW Maintenance,Consumable	(455,220.83)
				3950	Server SW Maintenance,Consumable	(30,754.74)
				4710	Printer HW Purchase or Lease-Non Inventory	1,302.32
				4740	Printer HW Maintenance,Consumable	1,918.66
December				3820	Desktop SW Purchase or License	1,382.76
				3840	Desktop HW Maintenance,Consumable	(19,390.40)
				3950	Server SW Maintenance,Consumable	73,291.76
				4710	Printer HW Purchase or Lease-Non Inventory	1,201.88
January				3820	Desktop SW Purchase or License	1,394.24

Report ID: TGB
 Source: I/3 Finance
 Budget FY: 2016

STATE OF IOWA
 EXPENDITURES FOR OBJECT CLASSES 418 AND 510
 (Appendix A)

Page: 33 of 176
 Run Date: 09/21/2016
 Run Time: 04:00:30 AM

Month	Department	Department Name	Object Class	Object	Object Name	Posting Am
January	238	Corrections Central Office	510	4710	Printer HW Purchase or Lease-Non Inventory	1,201.88
February				3820	Desktop SW Purchase or License	6,706.24
				4710	Printer HW Purchase or Lease-Non Inventory	1,201.88
March				3810	Desktop HW Purchase or Lease-Non Inventory	13,027.56
				3820	Desktop SW Purchase or License	1,269.02
				4710	Printer HW Purchase or Lease-Non Inventory	3,075.04
April				3810	Desktop HW Purchase or Lease-Non Inventory	127.19
				3820	Desktop SW Purchase or License	1,694.24
				3830	Desktop Misc,Parts,Supplies,Consumable	86.43
				3850	Desktop SW Maintenance,Consumable	187.12
May				3810	Desktop HW Purchase or Lease-Non Inventory	552.00
				3820	Desktop SW Purchase or License	605.76
				3930	Server Misc,Parts,Supplies,Consumable	24,505.00
				3950	Server SW Maintenance,Consumable	(42,653.38)
				4710	Printer HW Purchase or Lease-Non Inventory	2,403.76
June				3820	Desktop SW Purchase or License	135.90
				3840	Desktop HW Maintenance,Consumable	4,889.53
				3930	Server Misc,Parts,Supplies,Consumable	(9,425.00)
				3950	Server SW Maintenance,Consumable	(15,080.00)
				4710	Printer HW Purchase or Lease-Non Inventory	1,548.54
July (H/O)				3820	Desktop SW Purchase or License	1,000.00
August (H/O)				3850	Desktop SW Maintenance,Consumable	(187.12)
				3950	Server SW Maintenance,Consumable	(30,638.38)
				4710	Printer HW Purchase or Lease-Non Inventory	80.66
	238	Corrections Central Office	510		Sum:	108,303.85

Report ID: TGB
 Source: I/3 Finance
 Budget FY: 2016

STATE OF IOWA
 EXPENDITURES FOR OBJECT CLASSES 418 AND 510
 (Appendix A)

Page: 34 of 176
 Run Date: 09/21/2016
 Run Time: 04:00:30 AM

Month	Department	Department Name	Object Class	Object	Object Name	Posting Am
July	242	Corrections Fort Madison	510	3820	Desktop SW Purchase or License	514.80
				4710	Printer HW Purchase or Lease-Non Inventory	5,571.44
August				3810	Desktop HW Purchase or Lease-Non Inventory	3,538.07
				4710	Printer HW Purchase or Lease-Non Inventory	4,403.07
September				3810	Desktop HW Purchase or Lease-Non Inventory	5,909.47
				4710	Printer HW Purchase or Lease-Non Inventory	9,437.59
October				3830	Desktop Misc,Parts,Supplies,Consumable	25.83
				4710	Printer HW Purchase or Lease-Non Inventory	5,110.61
November				3810	Desktop HW Purchase or Lease-Non Inventory	3,538.07
				3920	Server SW Purchase or License	38,125.37
				4010	Network HW Purchase or Lease-Non Inventory	740.90
				4710	Printer HW Purchase or Lease-Non Inventory	4,421.96
December				3810	Desktop HW Purchase or Lease-Non Inventory	5,909.47
				3830	Desktop Misc,Parts,Supplies,Consumable	578.30
				4710	Printer HW Purchase or Lease-Non Inventory	4,973.82
January				4710	Printer HW Purchase or Lease-Non Inventory	5,078.68
February				3810	Desktop HW Purchase or Lease-Non Inventory	3,538.07
				3910	Server HW Purchase or Lease-Non Inventory	315.37
				4710	Printer HW Purchase or Lease-Non Inventory	5,358.22
March				3810	Desktop HW Purchase or Lease-Non Inventory	5,909.47
				4710	Printer HW Purchase or Lease-Non Inventory	8,984.73
April				3910	Server HW Purchase or Lease-Non Inventory	149.46
				4710	Printer HW Purchase or Lease-Non Inventory	84,859.03

Report ID: TGB
 Source: I/3 Finance
 Budget FY: 2016

STATE OF IOWA
 EXPENDITURES FOR OBJECT CLASSES 418 AND 510
 (Appendix A)

Page: 35 of 176
 Run Date: 09/21/2016
 Run Time: 04:00:30 AM

Month	Department	Department Name	Object Class	Object	Object Name	Posting Am
April	242	Corrections Fort Madison	510	4740	Printer HW Maintenance,Consumable	3,325.28
May				3810	Desktop HW Purchase or Lease-Non Inventory	13,235.19
				3920	Server SW Purchase or License	6,887.16
				4010	Network HW Purchase or Lease-Non Inventory	2,916.70
				4710	Printer HW Purchase or Lease-Non Inventory	1,177.39
June				3810	Desktop HW Purchase or Lease-Non Inventory	5,909.47
				4010	Network HW Purchase or Lease-Non Inventory	422.13
				4710	Printer HW Purchase or Lease-Non Inventory	53,985.14
				4740	Printer HW Maintenance,Consumable	587.10
July (H/O)				4710	Printer HW Purchase or Lease-Non Inventory	2,219.64
	242	Corrections Fort Madison	510		Sum:	217,657.00

Month	Department	Department Name	Object Class	Object	Object Name	Posting Am
November	243	Corrections Anamosa	418	4181	IT Professional Services	912.96
May				4181	IT Professional Services	951.00
June				4181	IT Professional Services	970.02
July (H/O)				4181	IT Professional Services	970.02
	243	Corrections Anamosa	418		Sum:	3,804.00

Month	Department	Department Name	Object Class	Object	Object Name	Posting Am
July	243	Corrections Anamosa	510	3830	Desktop Misc,Parts,Supplies,Consumable	196.76
				3940	Server HW Maintenance,Consumable	2,572.20
				3950	Server SW Maintenance,Consumable	1,011.00
August				3810	Desktop HW Purchase or Lease-Non Inventory	2,771.25
				3830	Desktop Misc,Parts,Supplies,Consumable	85 650.45

Report ID: TGB
 Source: I/3 Finance
 Budget FY: 2016

STATE OF IOWA
 EXPENDITURES FOR OBJECT CLASSES 418 AND 510
 (Appendix A)

Page: 36 of 176
 Run Date: 09/21/2016
 Run Time: 04:00:30 AM

Month	Department	Department Name	Object Class	Object	Object Name	Posting Am
August	243	Corrections Anamosa	510	3840	Desktop HW Maintenance,Consumable	959.20
				4730	Printer Misc,Parts,Supplies,Consumable	714.99
October				3810	Desktop HW Purchase or Lease-Non Inventory	468.29
				3830	Desktop Misc,Parts,Supplies,Consumable	63.94
				3940	Server HW Maintenance,Consumable	1,512.00
				4730	Printer Misc,Parts,Supplies,Consumable	117.00
November				3820	Desktop SW Purchase or License	24,814.32
				3830	Desktop Misc,Parts,Supplies,Consumable	74.23
				3920	Server SW Purchase or License	633.60
				3950	Server SW Maintenance,Consumable	3,964.93
December				3810	Desktop HW Purchase or Lease-Non Inventory	326.82
January				3930	Server Misc,Parts,Supplies,Consumable	1,003.60
February				3810	Desktop HW Purchase or Lease-Non Inventory	5,860.27
March				3850	Desktop SW Maintenance,Consumable	1,799.00
				4730	Printer Misc,Parts,Supplies,Consumable	831.97
April				3930	Server Misc,Parts,Supplies,Consumable	342.00
				4730	Printer Misc,Parts,Supplies,Consumable	414.14
May				3820	Desktop SW Purchase or License	885.62
				3850	Desktop SW Maintenance,Consumable	385.00
				3940	Server HW Maintenance,Consumable	742.00
				3950	Server SW Maintenance,Consumable	5,502.75
June				3950	Server SW Maintenance,Consumable	9,425.00
				4720	Printer SW Purchase or License	183.00
				4730	Printer Misc,Parts,Supplies,Consumable	3,726.52
July (H/O)				3910	Server HW Purchase or Lease-Non Inventory	34,285.40

Report ID: TGB
 Source: I/3 Finance
 Budget FY: 2016

STATE OF IOWA
 EXPENDITURES FOR OBJECT CLASSES 418 AND 510
 (Appendix A)

Page: 37 of 176
 Run Date: 09/21/2016
 Run Time: 04:00:30 AM

Month	Department	Department Name	Object Class	Object	Object Name	Posting Am
July (H/O)	243	Corrections Anamosa	510	4730	Printer Misc,Parts,Supplies,Consumable	256.84
	243	Corrections Anamosa	510		Sum:	106,494.09

Month	Department	Department Name	Object Class	Object	Object Name	Posting Am
July	244	Corrections Iowa Medical and Classification	510	3850	Desktop SW Maintenance,Consumable	9,842.00
August				3830	Desktop Misc,Parts,Supplies,Consumable	88.53
				3940	Server HW Maintenance,Consumable	34,479.79
September				3830	Desktop Misc,Parts,Supplies,Consumable	6,960.92
				3910	Server HW Purchase or Lease-Non Inventory	26.91
				4020	Network SW Purchase or License	71.60
October				3820	Desktop SW Purchase or License	762.96
				3830	Desktop Misc,Parts,Supplies,Consumable	180.00
				3910	Server HW Purchase or Lease-Non Inventory	26.91
				3920	Server SW Purchase or License	539.98
				3950	Server SW Maintenance,Consumable	4,979.68
				4730	Printer Misc,Parts,Supplies,Consumable	75.98
November				3810	Desktop HW Purchase or Lease-Non Inventory	3,784.97
				3830	Desktop Misc,Parts,Supplies,Consumable	423.31
				3910	Server HW Purchase or Lease-Non Inventory	3,007.51
				3920	Server SW Purchase or License	99.00
December				3810	Desktop HW Purchase or Lease-Non Inventory	700.00
				3910	Server HW Purchase or Lease-Non Inventory	(140.28)
				3930	Server Misc,Parts,Supplies,Consumable	536.67
				3940	Server HW Maintenance,Consumable	6,155.52
January				3910	Server HW Purchase or Lease-Non Inventory	87 36.90

Report ID: TGB
 Source: I/3 Finance
 Budget FY: 2016

STATE OF IOWA
 EXPENDITURES FOR OBJECT CLASSES 418 AND 510
 (Appendix A)

Page: 38 of 176
 Run Date: 09/21/2016
 Run Time: 04:00:30 AM

Month	Department	Department Name	Object Class	Object	Object Name	Posting Am
January	244	Corrections Iowa Medical and Classification	510	3920	Server SW Purchase or License	64.20
				4730	Printer Misc,Parts,Supplies,Consumable	650.62
February				3830	Desktop Misc,Parts,Supplies,Consumable	250.18
				3910	Server HW Purchase or Lease-Non Inventory	26.91
March				3820	Desktop SW Purchase or License	(394.90)
				3910	Server HW Purchase or Lease-Non Inventory	26.91
				3930	Server Misc,Parts,Supplies,Consumable	761.81
				4030	Network Misc,Parts,Supplies,Consumable	93.86
April				3910	Server HW Purchase or Lease-Non Inventory	26.91
May				3810	Desktop HW Purchase or Lease-Non Inventory	448.20
				3830	Desktop Misc,Parts,Supplies,Consumable	2,053.83
				3910	Server HW Purchase or Lease-Non Inventory	26.91
				4020	Network SW Purchase or License	885.62
June				3810	Desktop HW Purchase or Lease-Non Inventory	2,838.75
				3910	Server HW Purchase or Lease-Non Inventory	26.91
July (H/O)				3820	Desktop SW Purchase or License	7,590.30
				3830	Desktop Misc,Parts,Supplies,Consumable	987.96
				3840	Desktop HW Maintenance,Consumable	5,642.46
				3950	Server SW Maintenance,Consumable	19,162.00
August (H/O)				3830	Desktop Misc,Parts,Supplies,Consumable	48.98
				3840	Desktop HW Maintenance,Consumable	8,187.06
				3910	Server HW Purchase or Lease-Non Inventory	193.75
	244	Corrections Iowa Medical and Classificati	510		Sum:	122,238.09

Month	Department	Department Name	Object Class	Object	Object Name	Posting Am
-------	------------	-----------------	--------------	--------	-------------	------------

Report ID: TGB
 Source: I/3 Finance
 Budget FY: 2016

STATE OF IOWA
 EXPENDITURES FOR OBJECT CLASSES 418 AND 510
 (Appendix A)

Page: 39 of 176
 Run Date: 09/21/2016
 Run Time: 04:00:30 AM

Month	Department	Department Name	Object Class	Object	Object Name	Posting Am
July	245	Corrections Newton	510	4020	Network SW Purchase or License	9,192.50
				4730	Printer Misc,Parts,Supplies,Consumable	992.50
August				3820	Desktop SW Purchase or License	514.80
				4030	Network Misc,Parts,Supplies,Consumable	61.38
September				3830	Desktop Misc,Parts,Supplies,Consumable	109.72
				4730	Printer Misc,Parts,Supplies,Consumable	1,363.00
October				3820	Desktop SW Purchase or License	114.40
				3830	Desktop Misc,Parts,Supplies,Consumable	212.06
				4730	Printer Misc,Parts,Supplies,Consumable	650.00
November				3820	Desktop SW Purchase or License	951.00
				3830	Desktop Misc,Parts,Supplies,Consumable	212.06
				3911	Server HW Purchase or Lease-Inventory	17,760.00
				3950	Server SW Maintenance,Consumable	43,053.76
				4011	Network HW Purchase or Lease-Inventory	6,445.84
				4730	Printer Misc,Parts,Supplies,Consumable	256.25
December				4730	Printer Misc,Parts,Supplies,Consumable	420.00
January				3820	Desktop SW Purchase or License	1,491.28
				4730	Printer Misc,Parts,Supplies,Consumable	575.00
February				3830	Desktop Misc,Parts,Supplies,Consumable	970.80
March				3830	Desktop Misc,Parts,Supplies,Consumable	49.34
				4730	Printer Misc,Parts,Supplies,Consumable	1,034.94
April				4730	Printer Misc,Parts,Supplies,Consumable	2,301.00
May				3810	Desktop HW Purchase or Lease-Non Inventory	578.70
				3820	Desktop SW Purchase or License	970.02
				3830	Desktop Misc,Parts,Supplies,Consumable	32.72

Report ID: TGB
 Source: I/3 Finance
 Budget FY: 2016

STATE OF IOWA
 EXPENDITURES FOR OBJECT CLASSES 418 AND 510
 (Appendix A)

Page: 40 of 176
 Run Date: 09/21/2016
 Run Time: 04:00:30 AM

Month	Department	Department Name	Object Class	Object	Object Name	Posting Am
May	245	Corrections Newton	510	3950	Server SW Maintenance,Consumable	4,031.87
June				3810	Desktop HW Purchase or Lease-Non Inventory	453.38
				3820	Desktop SW Purchase or License	931.98
				3911	Server HW Purchase or Lease-Inventory	8,990.49
				4040	Network HW Maintenance,Consumable	94.76
July (H/O)				3820	Desktop SW Purchase or License	931.98
	245	Corrections Newton	510		Sum:	105,747.53

Month	Department	Department Name	Object Class	Object	Object Name	Posting Am
November	246	Corrections Mt Pleasant	418	4181	IT Professional Services	456.48
May				4181	IT Professional Services	456.48
June				4181	IT Professional Services	456.48
July (H/O)				4181	IT Professional Services	494.52
	246	Corrections Mt Pleasant	418		Sum:	1,863.96

Month	Department	Department Name	Object Class	Object	Object Name	Posting Am
August	246	Corrections Mt Pleasant	510	3830	Desktop Misc,Parts,Supplies,Consumable	41.54
				3850	Desktop SW Maintenance,Consumable	858.00
				4710	Printer HW Purchase or Lease-Non Inventory	739.64
				4730	Printer Misc,Parts,Supplies,Consumable	3,344.59
October				3810	Desktop HW Purchase or Lease-Non Inventory	7,180.00
				3950	Server SW Maintenance,Consumable	1,668.30
				4050	Network SW Maintenance,Consumable	143.13
November				3840	Desktop HW Maintenance,Consumable	33,264.68
				3950	Server SW Maintenance,Consumable	90,081.91

Report ID: TGB
 Source: I/3 Finance
 Budget FY: 2016

STATE OF IOWA
 EXPENDITURES FOR OBJECT CLASSES 418 AND 510
 (Appendix A)

Page: 41 of 176
 Run Date: 09/21/2016
 Run Time: 04:00:30 AM

Month	Department	Department Name	Object Class	Object	Object Name	Posting Am
December	246	Corrections Mt Pleasant	510	3810	Desktop HW Purchase or Lease-Non Inventory	805.96
				4010	Network HW Purchase or Lease-Non Inventory	720.18
				4730	Printer Misc,Parts,Supplies,Consumable	3,768.80
January				4730	Printer Misc,Parts,Supplies,Consumable	663.79
February				4730	Printer Misc,Parts,Supplies,Consumable	1,367.46
March				4010	Network HW Purchase or Lease-Non Inventory	(720.18)
April				3820	Desktop SW Purchase or License	29.00
				3930	Server Misc,Parts,Supplies,Consumable	468.26
				4730	Printer Misc,Parts,Supplies,Consumable	2,651.98
May				3950	Server SW Maintenance,Consumable	4,274.96
				4040	Network HW Maintenance,Consumable	1,817.61
				4730	Printer Misc,Parts,Supplies,Consumable	1,824.48
June				4730	Printer Misc,Parts,Supplies,Consumable	111.63
July (H/O)				3810	Desktop HW Purchase or Lease-Non Inventory	12,915.00
				4710	Printer HW Purchase or Lease-Non Inventory	7,190.00
				4730	Printer Misc,Parts,Supplies,Consumable	490.32
	246	Corrections Mt Pleasant	510		Sum:	88,701.04

Month	Department	Department Name	Object Class	Object	Object Name	Posting Am
August	247	Corrections Rockwell City	510	3820	Desktop SW Purchase or License	343.20
March				3830	Desktop Misc,Parts,Supplies,Consumable	129.98
May				3830	Desktop Misc,Parts,Supplies,Consumable	365.20
				3920	Server SW Purchase or License	1,895.00
June				3810	Desktop HW Purchase or Lease-Non Inventory	4,924.00
July (H/O)				3810	Desktop HW Purchase or Lease-Non Inventory	96,487.30

Report ID: TGB
 Source: I/3 Finance
 Budget FY: 2016

STATE OF IOWA
 EXPENDITURES FOR OBJECT CLASSES 418 AND 510
 (Appendix A)

Page: 42 of 176
 Run Date: 09/21/2016
 Run Time: 04:00:30 AM

Month	Department	Department Name	Object Class	Object	Object Name	Posting Am
	247	Corrections Rockwell City	510			Sum: 14,144.68

Month	Department	Department Name	Object Class	Object	Object Name	Posting Am
July	248	Corrections Clarinda	510	3810	Desktop HW Purchase or Lease-Non Inventory	7,505.16
				3830	Desktop Misc,Parts,Supplies,Consumable	514.80
August				3830	Desktop Misc,Parts,Supplies,Consumable	543.04
October				3830	Desktop Misc,Parts,Supplies,Consumable	1,454.63
December				3830	Desktop Misc,Parts,Supplies,Consumable	890.44
				4011	Network HW Purchase or Lease-Inventory	7,906.59
January				3830	Desktop Misc,Parts,Supplies,Consumable	757.61
February				3830	Desktop Misc,Parts,Supplies,Consumable	1,581.88
				4011	Network HW Purchase or Lease-Inventory	5,801.00
March				3810	Desktop HW Purchase or Lease-Non Inventory	2,542.16
				3910	Server HW Purchase or Lease-Non Inventory	4,812.00
April				3830	Desktop Misc,Parts,Supplies,Consumable	386.79
May				3810	Desktop HW Purchase or Lease-Non Inventory	10,691.64
				3830	Desktop Misc,Parts,Supplies,Consumable	(1,246.56)
				4011	Network HW Purchase or Lease-Inventory	33,018.72
June				4010	Network HW Purchase or Lease-Non Inventory	35,456.04
				4011	Network HW Purchase or Lease-Inventory	14,313.64
July (H/O)				4010	Network HW Purchase or Lease-Non Inventory	32,294.00
August (H/O)				4030	Network Misc,Parts,Supplies,Consumable	11,972.13
	248	Corrections Clarinda	510			Sum: 171,195.71

Report ID: TGB
 Source: I/3 Finance
 Budget FY: 2016

STATE OF IOWA
 EXPENDITURES FOR OBJECT CLASSES 418 AND 510
 (Appendix A)

Page: 43 of 176
 Run Date: 09/21/2016
 Run Time: 04:00:30 AM

Month	Department	Department Name	Object Class	Object	Object Name	Posting Am
July	249	Corrections Mitchellville	510	3910	Server HW Purchase or Lease-Non Inventory	4,961.77
				3920	Server SW Purchase or License	171.60
				3930	Server Misc,Parts,Supplies,Consumable	18,257.00
August				3830	Desktop Misc,Parts,Supplies,Consumable	447.91
November				3820	Desktop SW Purchase or License	31,563.16
				3950	Server SW Maintenance,Consumable	2,752.80
				4020	Network SW Purchase or License	460.80
December				3810	Desktop HW Purchase or Lease-Non Inventory	13,217.90
				3820	Desktop SW Purchase or License	2,567.04
				3830	Desktop Misc,Parts,Supplies,Consumable	189.12
January				4010	Network HW Purchase or Lease-Non Inventory	392.10
February				3810	Desktop HW Purchase or Lease-Non Inventory	1,843.87
March				3810	Desktop HW Purchase or Lease-Non Inventory	(6,665.00)
				3930	Server Misc,Parts,Supplies,Consumable	(18,257.00)
				4010	Network HW Purchase or Lease-Non Inventory	(392.10)
May				3950	Server SW Maintenance,Consumable	3,813.58
June				3810	Desktop HW Purchase or Lease-Non Inventory	2,235.07
				4730	Printer Misc,Parts,Supplies,Consumable	4,451.60
July (H/O)				4730	Printer Misc,Parts,Supplies,Consumable	8,123.35
	249	Corrections Mitchellville	510		Sum:	70,134.57

Month	Department	Department Name	Object Class	Object	Object Name	Posting Am
August	250	Corrections Industries	418	4181	IT Professional Services	3,201.44
September				4184	IT Technical Consultants	2,764.88
November				4184	IT Technical Consultants	93,910.85

Report ID: TGB
 Source: I/3 Finance
 Budget FY: 2016

STATE OF IOWA
 EXPENDITURES FOR OBJECT CLASSES 418 AND 510
 (Appendix A)

Page: 44 of 176
 Run Date: 09/21/2016
 Run Time: 04:00:30 AM

Month	Department	Department Name	Object Class	Object	Object Name	Posting Am
January	250	Corrections Industries	418	4184	IT Technical Consultants	1,764.43
February				4184	IT Technical Consultants	2,182.80
March				4184	IT Technical Consultants	3,492.48
May				4184	IT Technical Consultants	2,182.80
June				4184	IT Technical Consultants	3,201.44
August (H/O)				4184	IT Technical Consultants	1,164.16
	250	Corrections Industries	418		Sum:	23,865.28

Month	Department	Department Name	Object Class	Object	Object Name	Posting Am
July	250	Corrections Industries	510	3850	Desktop SW Maintenance,Consumable	1,094.08
August				3810	Desktop HW Purchase or Lease-Non Inventory	3,173.16
				3840	Desktop HW Maintenance,Consumable	450.00
				3850	Desktop SW Maintenance,Consumable	23,910.30
September				3850	Desktop SW Maintenance,Consumable	1,094.08
November				3810	Desktop HW Purchase or Lease-Non Inventory	24,975.00
				3850	Desktop SW Maintenance,Consumable	2,675.52
January				3850	Desktop SW Maintenance,Consumable	1,137.76
				3930	Server Misc,Parts,Supplies,Consumable	1,330.40
February				3820	Desktop SW Purchase or License	33,740.00
				3850	Desktop SW Maintenance,Consumable	2,275.52
				3920	Server SW Purchase or License	3,750.00
				3940	Server HW Maintenance,Consumable	1,248.00
				4040	Network HW Maintenance,Consumable	4,994.10
March				3850	Desktop SW Maintenance,Consumable	1,137.76
				4010	Network HW Purchase or Lease-Non Inventory	720.18

Report ID: TGB
 Source: I/3 Finance
 Budget FY: 2016

STATE OF IOWA
 EXPENDITURES FOR OBJECT CLASSES 418 AND 510
 (Appendix A)

Page: 45 of 176
 Run Date: 09/21/2016
 Run Time: 04:00:30 AM

Month	Department	Department Name	Object Class	Object	Object Name	Posting Am
April	250	Corrections Industries	510	3850	Desktop SW Maintenance,Consumable	1,137.76
May				3850	Desktop SW Maintenance,Consumable	1,137.76
June				3850	Desktop SW Maintenance,Consumable	9,013.59
July (H/O)				3850	Desktop SW Maintenance,Consumable	468.00
August (H/O)				3810	Desktop HW Purchase or Lease-Non Inventory	1,519.56
				3840	Desktop HW Maintenance,Consumable	221.28
				3850	Desktop SW Maintenance,Consumable	1,094.08
	250	Corrections Industries	510		Sum:	122,297.89

Month	Department	Department Name	Object Class	Object	Object Name	Posting Am
November	252	Corrections Fort Dodge	418	4181	IT Professional Services	1,122.18
May				4181	IT Professional Services	1,141.20
June				4181	IT Professional Services	1,160.22
July (H/O)				4181	IT Professional Services	1,179.24
	252	Corrections Fort Dodge	418		Sum:	4,602.84

Month	Department	Department Name	Object Class	Object	Object Name	Posting Am
July	252	Corrections Fort Dodge	510	3820	Desktop SW Purchase or License	343.20
October				3820	Desktop SW Purchase or License	314.60
				3830	Desktop Misc,Parts,Supplies,Consumable	39.98
				3930	Server Misc,Parts,Supplies,Consumable	80.00
November				3810	Desktop HW Purchase or Lease-Non Inventory	23,739.36
				3830	Desktop Misc,Parts,Supplies,Consumable	79.98
				3920	Server SW Purchase or License	403.20
				3950	Server SW Maintenance,Consumable	92,932.00

Report ID: TGB
 Source: I/3 Finance
 Budget FY: 2016

STATE OF IOWA
 EXPENDITURES FOR OBJECT CLASSES 418 AND 510
 (Appendix A)

Page: 46 of 176
 Run Date: 09/21/2016
 Run Time: 04:00:30 AM

Month	Department	Department Name	Object Class	Object	Object Name	Posting Am
November	252	Corrections Fort Dodge	510	4010	Network HW Purchase or Lease-Non Inventory	2,969.70
December				3830	Desktop Misc,Parts,Supplies,Consumable	82.95
February				3820	Desktop SW Purchase or License	975.00
March				3830	Desktop Misc,Parts,Supplies,Consumable	246.10
April				3830	Desktop Misc,Parts,Supplies,Consumable	81.97
May				3810	Desktop HW Purchase or Lease-Non Inventory	2,930.00
				3950	Server SW Maintenance,Consumable	4,032.98
				4710	Printer HW Purchase or Lease-Non Inventory	83.95
June				3810	Desktop HW Purchase or Lease-Non Inventory	15,101.20
				3830	Desktop Misc,Parts,Supplies,Consumable	317.18
				3930	Server Misc,Parts,Supplies,Consumable	5,655.00
July (H/O)				3830	Desktop Misc,Parts,Supplies,Consumable	269.58
August (H/O)				3810	Desktop HW Purchase or Lease-Non Inventory	79.84
				3830	Desktop Misc,Parts,Supplies,Consumable	9.49
	252	Corrections Fort Dodge	510		Sum:	60,767.26

Month	Department	Department Name	Object Class	Object	Object Name	Posting Am
August	255	Corrections Capitals	510	3810	Desktop HW Purchase or Lease-Non Inventory	4,672.65
	255	Corrections Capitals	510		Sum:	4,672.65

Month	Department	Department Name	Object Class	Object	Object Name	Posting Am
July	259	Cultural Affairs, Dept Of	510	3810	Desktop HW Purchase or Lease-Non Inventory	498.19
				3820	Desktop SW Purchase or License	99.00
August				4730	Printer Misc,Parts,Supplies,Consumable	240.00

Report ID: TGB
 Source: I/3 Finance
 Budget FY: 2016

STATE OF IOWA
 EXPENDITURES FOR OBJECT CLASSES 418 AND 510
 (Appendix A)

Page: 47 of 176
 Run Date: 09/21/2016
 Run Time: 04:00:30 AM

Month	Department	Department Name	Object Class	Object	Object Name	Posting Am
September	259	Cultural Affairs, Dept Of	510	3810	Desktop HW Purchase or Lease-Non Inventory	288.24
				3820	Desktop SW Purchase or License	30.00
				3950	Server SW Maintenance,Consumable	4,995.00
October				3820	Desktop SW Purchase or License	2,160.00
December				3810	Desktop HW Purchase or Lease-Non Inventory	1,296.72
				3820	Desktop SW Purchase or License	3,063.96
				4730	Printer Misc,Parts,Supplies,Consumable	102.00
January				3810	Desktop HW Purchase or Lease-Non Inventory	288.24
				3820	Desktop SW Purchase or License	617.00
February				3810	Desktop HW Purchase or Lease-Non Inventory	288.24
				4730	Printer Misc,Parts,Supplies,Consumable	635.00
March				3810	Desktop HW Purchase or Lease-Non Inventory	640.24
				4730	Printer Misc,Parts,Supplies,Consumable	330.00
April				3820	Desktop SW Purchase or License	32.00
May				3810	Desktop HW Purchase or Lease-Non Inventory	2,778.96
				3820	Desktop SW Purchase or License	2,238.30
				4730	Printer Misc,Parts,Supplies,Consumable	16.25
June				3810	Desktop HW Purchase or Lease-Non Inventory	(1,969.16)
				4730	Printer Misc,Parts,Supplies,Consumable	245.00
July (H/O)				4730	Printer Misc,Parts,Supplies,Consumable	245.00
August (H/O)				3950	Server SW Maintenance,Consumable	8,166.66
	259	Cultural Affairs, Dept Of	510		Sum:	27,324.84

Month	Department	Department Name	Object Class	Object	Object Name	Posting Am
September	269	Iowa Economic Development Authority	418	4181	IT Professional Services	92,555.44

Report ID: TGB
 Source: I/3 Finance
 Budget FY: 2016

STATE OF IOWA
 EXPENDITURES FOR OBJECT CLASSES 418 AND 510
 (Appendix A)

Page: 48 of 176
 Run Date: 09/21/2016
 Run Time: 04:00:30 AM

Month	Department	Department Name	Object Class	Object	Object Name	Posting Am
October	269	Iowa Economic Development Authority	418	4181	IT Professional Services	45,453.04
November				4181	IT Professional Services	24,089.12
January				4181	IT Professional Services	43,896.00
February				4181	IT Professional Services	22,458.88
April				4181	IT Professional Services	42,290.16
June				4181	IT Professional Services	19,782.48
July (H/O)				4181	IT Professional Services	44,382.48
August (H/O)				4181	IT Professional Services	33,879.82
	269	Iowa Economic Development Authority	418			Sum: 288,787.42

Month	Department	Department Name	Object Class	Object	Object Name	Posting Am
July	269	Iowa Economic Development Authority	510	3820	Desktop SW Purchase or License	(1,000.00)
				3850	Desktop SW Maintenance,Consumable	451.80
				4710	Printer HW Purchase or Lease-Non Inventory	5,467.34
August				3810	Desktop HW Purchase or Lease-Non Inventory	42,974.16
				3820	Desktop SW Purchase or License	(620.01)
				3920	Server SW Purchase or License	4,643.24
				4710	Printer HW Purchase or Lease-Non Inventory	151.35
September				3810	Desktop HW Purchase or Lease-Non Inventory	51,440.83
				3820	Desktop SW Purchase or License	(1,480.09)
				3920	Server SW Purchase or License	12.00
				4010	Network HW Purchase or Lease-Non Inventory	248.94
				4020	Network SW Purchase or License	2,849.00
				4710	Printer HW Purchase or Lease-Non Inventory	9,939.02
October				3810	Desktop HW Purchase or Lease-Non Inventory	2,917.09

Report ID: TGB
 Source: I/3 Finance
 Budget FY: 2016

STATE OF IOWA
 EXPENDITURES FOR OBJECT CLASSES 418 AND 510
 (Appendix A)

Page: 49 of 176
 Run Date: 09/21/2016
 Run Time: 04:00:30 AM

Month	Department	Department Name	Object Class	Object	Object Name	Posting Am
October	269	Iowa Economic Development Authority	510	3820	Desktop SW Purchase or License	429.91
				3920	Server SW Purchase or License	12.00
				4010	Network HW Purchase or Lease-Non Inventory	722.15
				4710	Printer HW Purchase or Lease-Non Inventory	2,773.20
November				3810	Desktop HW Purchase or Lease-Non Inventory	259.00
				3820	Desktop SW Purchase or License	428.92
				3920	Server SW Purchase or License	12.00
				4710	Printer HW Purchase or Lease-Non Inventory	5,566.23
December				3810	Desktop HW Purchase or Lease-Non Inventory	(6,103.16)
				3820	Desktop SW Purchase or License	12,929.91
				3850	Desktop SW Maintenance,Consumable	323.75
				3920	Server SW Purchase or License	12.00
				4710	Printer HW Purchase or Lease-Non Inventory	2,773.20
January				3810	Desktop HW Purchase or Lease-Non Inventory	11,563.25
				3820	Desktop SW Purchase or License	429.91
				3920	Server SW Purchase or License	12.00
				4710	Printer HW Purchase or Lease-Non Inventory	5,006.87
February				3810	Desktop HW Purchase or Lease-Non Inventory	2,537.07
				3820	Desktop SW Purchase or License	1,948.65
				3920	Server SW Purchase or License	12.00
				4710	Printer HW Purchase or Lease-Non Inventory	7,039.23
March				3810	Desktop HW Purchase or Lease-Non Inventory	847.61
				3820	Desktop SW Purchase or License	32,899.92
				3920	Server SW Purchase or License	12.00
				4710	Printer HW Purchase or Lease-Non Inventory	2,923.30

Report ID: TGB
 Source: I/3 Finance
 Budget FY: 2016

STATE OF IOWA
 EXPENDITURES FOR OBJECT CLASSES 418 AND 510
 (Appendix A)

Page: 50 of 176
 Run Date: 09/21/2016
 Run Time: 04:00:30 AM

Month	Department	Department Name	Object Class	Object	Object Name	Posting Am
April	269	Iowa Economic Development Authority	510	3820	Desktop SW Purchase or License	(17,661.08)
				3920	Server SW Purchase or License	12.00
				4710	Printer HW Purchase or Lease-Non Inventory	2,773.20
May				3810	Desktop HW Purchase or Lease-Non Inventory	5,703.01
				3820	Desktop SW Purchase or License	(1,350.08)
				3920	Server SW Purchase or License	12.00
				4710	Printer HW Purchase or Lease-Non Inventory	5,015.38
June				3810	Desktop HW Purchase or Lease-Non Inventory	469.00
				3820	Desktop SW Purchase or License	998.92
				3920	Server SW Purchase or License	12.00
				4020	Network SW Purchase or License	3,716.00
				4710	Printer HW Purchase or Lease-Non Inventory	2,733.67
July (H/O)				3810	Desktop HW Purchase or Lease-Non Inventory	3,489.48
				3820	Desktop SW Purchase or License	399.92
				3920	Server SW Purchase or License	2.49
August (H/O)				3820	Desktop SW Purchase or License	569.92
	269	Iowa Economic Development Authority	510		Sum:	210,261.42

Month	Department	Department Name	Object Class	Object	Object Name	Posting Am
July	282	Education, Dept Of	418	4181	IT Professional Services	98,615.00
August				4181	IT Professional Services	159,049.00
September				4181	IT Professional Services	92,484.58
				4184	IT Technical Consultants	85,455.50
October				4181	IT Professional Services	319,073.03
				4184	IT Technical Consultants	130,164.36

Report ID: TGB
 Source: I/3 Finance
 Budget FY: 2016

STATE OF IOWA
 EXPENDITURES FOR OBJECT CLASSES 418 AND 510
 (Appendix A)

Page: 51 of 176
 Run Date: 09/21/2016
 Run Time: 04:00:30 AM

Month	Department	Department Name	Object Class	Object	Object Name	Posting Am
November	282	Education, Dept Of	418	4181	IT Professional Services	120,630.35
				4184	IT Technical Consultants	20,443.04
December				4181	IT Professional Services	151,895.04
				4184	IT Technical Consultants	51,867.34
January				4181	IT Professional Services	93,836.15
				4184	IT Technical Consultants	133,739.51
February				4181	IT Professional Services	104,482.69
				4184	IT Technical Consultants	21,053.28
March				4181	IT Professional Services	73,259.77
				4184	IT Technical Consultants	95,794.33
April				4181	IT Professional Services	38,410.45
				4184	IT Technical Consultants	66,902.80
May				4181	IT Professional Services	193,271.11
				4184	IT Technical Consultants	20,366.76
June				4181	IT Professional Services	46,215.00
				4184	IT Technical Consultants	42,018.36
July (H/O)				4181	IT Professional Services	146,987.08
				4184	IT Technical Consultants	51,271.46
August (H/O)				4181	IT Professional Services	117,707.27
				4184	IT Technical Consultants	54,683.64
	282	Education, Dept Of	418		Sum:	2,536,676.90

Month	Department	Department Name	Object Class	Object	Object Name	Posting Am
July	282	Education, Dept Of	510	3840	Desktop HW Maintenance,Consumable	18,713.00
				3911	Server HW Purchase or Lease-Inventory	438.00

Report ID: TGB
 Source: I/3 Finance
 Budget FY: 2016

STATE OF IOWA
 EXPENDITURES FOR OBJECT CLASSES 418 AND 510
 (Appendix A)

Page: 52 of 176
 Run Date: 09/21/2016
 Run Time: 04:00:30 AM

Month	Department	Department Name	Object Class	Object	Object Name	Posting Am
July	282	Education, Dept Of	510	3940	Server HW Maintenance,Consumable	8,049.60
				3950	Server SW Maintenance,Consumable	22,500.00
				4750	Printer SW Maintenance,Consumable	2,056.00
August				3820	Desktop SW Purchase or License	793.95
				3830	Desktop Misc,Parts,Supplies,Consumable	198.00
				3850	Desktop SW Maintenance,Consumable	768.00
				3920	Server SW Purchase or License	407.88
September				3810	Desktop HW Purchase or Lease-Non Inventory	123,555.33
				3820	Desktop SW Purchase or License	924.26
				3830	Desktop Misc,Parts,Supplies,Consumable	3,282.85
				3840	Desktop HW Maintenance,Consumable	43,892.80
				3850	Desktop SW Maintenance,Consumable	3,180.45
				3910	Server HW Purchase or Lease-Non Inventory	10,500.32
				3930	Server Misc,Parts,Supplies,Consumable	1,388.00
				3940	Server HW Maintenance,Consumable	7,272.24
				4730	Printer Misc,Parts,Supplies,Consumable	818.46
October				3810	Desktop HW Purchase or Lease-Non Inventory	2,102.19
				3820	Desktop SW Purchase or License	220.61
				3830	Desktop Misc,Parts,Supplies,Consumable	1,340.45
				3840	Desktop HW Maintenance,Consumable	1,047.20
				3920	Server SW Purchase or License	809.97
				3950	Server SW Maintenance,Consumable	3,782.66
				4030	Network Misc,Parts,Supplies,Consumable	177.64
				4730	Printer Misc,Parts,Supplies,Consumable	520.25
November				3810	Desktop HW Purchase or Lease-Non Inventory	6,701.77

Report ID: TGB
 Source: I/3 Finance
 Budget FY: 2016

STATE OF IOWA
 EXPENDITURES FOR OBJECT CLASSES 418 AND 510
 (Appendix A)

Page: 53 of 176
 Run Date: 09/21/2016
 Run Time: 04:00:30 AM

Month	Department	Department Name	Object Class	Object	Object Name	Posting Am
November	282	Education, Dept Of	510	3820	Desktop SW Purchase or License	653.38
				3830	Desktop Misc,Parts,Supplies,Consumable	649.02
				3840	Desktop HW Maintenance,Consumable	3,141.60
				4730	Printer Misc,Parts,Supplies,Consumable	4,811.23
December				3830	Desktop Misc,Parts,Supplies,Consumable	768.84
				3850	Desktop SW Maintenance,Consumable	3,103.10
				4730	Printer Misc,Parts,Supplies,Consumable	1,710.37
January				3810	Desktop HW Purchase or Lease-Non Inventory	314.00
				3811	Desktop HW Purchase or Lease-Inventory	2,024.59
				3820	Desktop SW Purchase or License	724.60
				3830	Desktop Misc,Parts,Supplies,Consumable	1,130.86
				3840	Desktop HW Maintenance,Consumable	1,047.20
				3850	Desktop SW Maintenance,Consumable	160.94
				3920	Server SW Purchase or License	99.00
				3930	Server Misc,Parts,Supplies,Consumable	651.60
				3950	Server SW Maintenance,Consumable	13,833.84
				4730	Printer Misc,Parts,Supplies,Consumable	2,112.46
				4740	Printer HW Maintenance,Consumable	1,525.68
February				3811	Desktop HW Purchase or Lease-Inventory	110.00
				3820	Desktop SW Purchase or License	1,951.64
				3950	Server SW Maintenance,Consumable	22,549.25
				4730	Printer Misc,Parts,Supplies,Consumable	1,342.48
March				3810	Desktop HW Purchase or Lease-Non Inventory	1,871.00
				3811	Desktop HW Purchase or Lease-Inventory	8,866.95
				3820	Desktop SW Purchase or License	5,173.04

Report ID: TGB
 Source: I/3 Finance
 Budget FY: 2016

STATE OF IOWA
 EXPENDITURES FOR OBJECT CLASSES 418 AND 510
 (Appendix A)

Page: 54 of 176
 Run Date: 09/21/2016
 Run Time: 04:00:30 AM

Month	Department	Department Name	Object Class	Object	Object Name	Posting Am
March	282	Education, Dept Of	510	3830	Desktop Misc,Parts,Supplies,Consumable	2,699.03
				3840	Desktop HW Maintenance,Consumable	5,236.00
				3850	Desktop SW Maintenance,Consumable	523.19
				3950	Server SW Maintenance,Consumable	175,066.00
				4040	Network HW Maintenance,Consumable	1,887.20
				4730	Printer Misc,Parts,Supplies,Consumable	2,189.72
April				3810	Desktop HW Purchase or Lease-Non Inventory	15,621.58
				3820	Desktop SW Purchase or License	3,346.08
				3830	Desktop Misc,Parts,Supplies,Consumable	1,105.23
				3840	Desktop HW Maintenance,Consumable	5,977.11
				3850	Desktop SW Maintenance,Consumable	78,924.93
				3920	Server SW Purchase or License	5,352.54
				3930	Server Misc,Parts,Supplies,Consumable	270.00
				4040	Network HW Maintenance,Consumable	3,106.00
				4730	Printer Misc,Parts,Supplies,Consumable	1,287.40
May				3810	Desktop HW Purchase or Lease-Non Inventory	68,034.22
				3820	Desktop SW Purchase or License	1,929.42
				3830	Desktop Misc,Parts,Supplies,Consumable	2,146.64
				3840	Desktop HW Maintenance,Consumable	7,008.30
				3850	Desktop SW Maintenance,Consumable	100.10
				3920	Server SW Purchase or License	299.00
				3930	Server Misc,Parts,Supplies,Consumable	200.00
				3950	Server SW Maintenance,Consumable	163,620.00
June				3811	Desktop HW Purchase or Lease-Inventory	88.56
				3820	Desktop SW Purchase or License	1,713.04

Report ID: TGB
 Source: I/3 Finance
 Budget FY: 2016

STATE OF IOWA
 EXPENDITURES FOR OBJECT CLASSES 418 AND 510
 (Appendix A)

Page: 55 of 176
 Run Date: 09/21/2016
 Run Time: 04:00:30 AM

Month	Department	Department Name	Object Class	Object	Object Name	Posting Am
June	282	Education, Dept Of	510	3830	Desktop Misc,Parts,Supplies,Consumable	842.43
				3850	Desktop SW Maintenance,Consumable	963.09
				3920	Server SW Purchase or License	7,824.20
				3950	Server SW Maintenance,Consumable	1,956.00
				4730	Printer Misc,Parts,Supplies,Consumable	716.16
July (H/O)				3810	Desktop HW Purchase or Lease-Non Inventory	9,424.75
				3820	Desktop SW Purchase or License	196.79
				3830	Desktop Misc,Parts,Supplies,Consumable	104.38
				3840	Desktop HW Maintenance,Consumable	1,868.88
				3950	Server SW Maintenance,Consumable	5,000.00
				4730	Printer Misc,Parts,Supplies,Consumable	1,508.62
August (H/O)				3850	Desktop SW Maintenance,Consumable	18,000.00
				4040	Network HW Maintenance,Consumable	(218.20)
	282	Education, Dept Of	510		Sum:	941,686.94

Month	Department	Department Name	Object Class	Object	Object Name	Posting Am
July	283	Education, Voc Rehab	510	3820	Desktop SW Purchase or License	3,616.00
				3830	Desktop Misc,Parts,Supplies,Consumable	175.82
				4020	Network SW Purchase or License	4,010.70
				4030	Network Misc,Parts,Supplies,Consumable	60.36
				4050	Network SW Maintenance,Consumable	3,296.46
August				3820	Desktop SW Purchase or License	7,371.00
				4050	Network SW Maintenance,Consumable	28,038.75
September				3810	Desktop HW Purchase or Lease-Non Inventory	205,447.54
				3820	Desktop SW Purchase or License	104,252.26

Report ID: TGB
 Source: I/3 Finance
 Budget FY: 2016

STATE OF IOWA
 EXPENDITURES FOR OBJECT CLASSES 418 AND 510
 (Appendix A)

Page: 56 of 176
 Run Date: 09/21/2016
 Run Time: 04:00:30 AM

Month	Department	Department Name	Object Class	Object	Object Name	Posting Am
September	283	Education, Voc Rehab	510	3830	Desktop Misc,Parts,Supplies,Consumable	2,180.53
				3850	Desktop SW Maintenance,Consumable	499.00
				4010	Network HW Purchase or Lease-Non Inventory	597.99
				4030	Network Misc,Parts,Supplies,Consumable	64.70
				4050	Network SW Maintenance,Consumable	28,038.75
October				3820	Desktop SW Purchase or License	3,300.70
				3920	Server SW Purchase or License	749.00
				4010	Network HW Purchase or Lease-Non Inventory	1,648.00
				4050	Network SW Maintenance,Consumable	28,038.75
November				3810	Desktop HW Purchase or Lease-Non Inventory	6,830.28
				3820	Desktop SW Purchase or License	2,624.00
				4020	Network SW Purchase or License	613.80
				4030	Network Misc,Parts,Supplies,Consumable	15.29
				4050	Network SW Maintenance,Consumable	28,038.75
December				3810	Desktop HW Purchase or Lease-Non Inventory	7,751.49
				3820	Desktop SW Purchase or License	9,458.29
				3830	Desktop Misc,Parts,Supplies,Consumable	441.04
				4030	Network Misc,Parts,Supplies,Consumable	520.53
				4040	Network HW Maintenance,Consumable	1,572.69
				4050	Network SW Maintenance,Consumable	31,840.04
				4710	Printer HW Purchase or Lease-Non Inventory	478.99
January				3810	Desktop HW Purchase or Lease-Non Inventory	1,308.02
				3820	Desktop SW Purchase or License	1,750.00
				4020	Network SW Purchase or License	2,638.00
				4040	Network HW Maintenance,Consumable	1,500.00

Report ID: TGB
 Source: I/3 Finance
 Budget FY: 2016

STATE OF IOWA
 EXPENDITURES FOR OBJECT CLASSES 418 AND 510
 (Appendix A)

Page: 57 of 176
 Run Date: 09/21/2016
 Run Time: 04:00:30 AM

Month	Department	Department Name	Object Class	Object	Object Name	Posting Am
January	283	Education, Voc Rehab	510	4050	Network SW Maintenance,Consumable	28,038.75
February				3820	Desktop SW Purchase or License	18,465.90
				4010	Network HW Purchase or Lease-Non Inventory	279.99
				4020	Network SW Purchase or License	1,200.00
				4050	Network SW Maintenance,Consumable	28,038.75
March				3820	Desktop SW Purchase or License	268.98
				3830	Desktop Misc,Parts,Supplies,Consumable	235.88
				4040	Network HW Maintenance,Consumable	3,021.22
				4050	Network SW Maintenance,Consumable	28,038.75
				4740	Printer HW Maintenance,Consumable	37.09
April				3810	Desktop HW Purchase or Lease-Non Inventory	1,837.00
				4010	Network HW Purchase or Lease-Non Inventory	199.99
				4050	Network SW Maintenance,Consumable	28,038.75
May				3820	Desktop SW Purchase or License	59,140.81
				3850	Desktop SW Maintenance,Consumable	775.00
				4050	Network SW Maintenance,Consumable	28,038.75
June				3810	Desktop HW Purchase or Lease-Non Inventory	6,342.54
				3820	Desktop SW Purchase or License	5,000.00
				3930	Server Misc,Parts,Supplies,Consumable	210.97
				3950	Server SW Maintenance,Consumable	102.00
				4010	Network HW Purchase or Lease-Non Inventory	512.64
				4050	Network SW Maintenance,Consumable	31,434.10
July (H/O)				3820	Desktop SW Purchase or License	17,866.29
				3830	Desktop Misc,Parts,Supplies,Consumable	1,137.49
				4020	Network SW Purchase or License	(1,319.00)

Report ID: TGB
 Source: I/3 Finance
 Budget FY: 2016

STATE OF IOWA
 EXPENDITURES FOR OBJECT CLASSES 418 AND 510
 (Appendix A)

Page: 58 of 176
 Run Date: 09/21/2016
 Run Time: 04:00:30 AM

Month	Department	Department Name	Object Class	Object	Object Name	Posting Am
July (H/O)	283	Education, Voc Rehab	510	4050	Network SW Maintenance,Consumable	24,643.40
				4730	Printer Misc,Parts,Supplies,Consumable	1,735.76
August (H/O)				3810	Desktop HW Purchase or Lease-Non Inventory	(3,891.16)
	283	Education, Voc Rehab	510		Sum:	728,198.16

Month	Department	Department Name	Object Class	Object	Object Name	Posting Am
July	284	College Aid	418	4181	IT Professional Services	151,137.50
August				4181	IT Professional Services	577.50
September				4181	IT Professional Services	2,470.00
October				4181	IT Professional Services	25,837.50
November				4181	IT Professional Services	3,773.75
December				4181	IT Professional Services	593.75
January				4181	IT Professional Services	23,700.00
February				4181	IT Professional Services	159,056.00
April				4181	IT Professional Services	4,275.00
May				4181	IT Professional Services	28,996.25
June				4181	IT Professional Services	10,901.25
July (H/O)				4181	IT Professional Services	3,562.50
	284	College Aid	418		Sum:	414,881.00

Month	Department	Department Name	Object Class	Object	Object Name	Posting Am
August	284	College Aid	510	3810	Desktop HW Purchase or Lease-Non Inventory	18.05
				3850	Desktop SW Maintenance,Consumable	59,532.79
September				3810	Desktop HW Purchase or Lease-Non Inventory	5,074.80
				4730	Printer Misc,Parts,Supplies,Consumable	108,319.37

Report ID: TGB
 Source: I/3 Finance
 Budget FY: 2016

STATE OF IOWA
 EXPENDITURES FOR OBJECT CLASSES 418 AND 510
 (Appendix A)

Page: 59 of 176
 Run Date: 09/21/2016
 Run Time: 04:00:30 AM

Month	Department	Department Name	Object Class	Object	Object Name	Posting Am
October	284	College Aid	510	3810	Desktop HW Purchase or Lease-Non Inventory	149.00
				3850	Desktop SW Maintenance,Consumable	3,000.24
				4710	Printer HW Purchase or Lease-Non Inventory	350.00
				4730	Printer Misc,Parts,Supplies,Consumable	386.81
November				3850	Desktop SW Maintenance,Consumable	2,098.95
December				3810	Desktop HW Purchase or Lease-Non Inventory	7,008.84
				3850	Desktop SW Maintenance,Consumable	4,837.00
January				4730	Printer Misc,Parts,Supplies,Consumable	344.99
March				3810	Desktop HW Purchase or Lease-Non Inventory	150.00
				4730	Printer Misc,Parts,Supplies,Consumable	457.88
April				3850	Desktop SW Maintenance,Consumable	2,088.00
				4730	Printer Misc,Parts,Supplies,Consumable	240.65
May				3810	Desktop HW Purchase or Lease-Non Inventory	33,727.72
				3850	Desktop SW Maintenance,Consumable	119.87
June				3810	Desktop HW Purchase or Lease-Non Inventory	9,097.19
				3850	Desktop SW Maintenance,Consumable	6,656.00
				4730	Printer Misc,Parts,Supplies,Consumable	176.63
July (H/O)				3810	Desktop HW Purchase or Lease-Non Inventory	500.00
				3850	Desktop SW Maintenance,Consumable	4,466.53
				4730	Printer Misc,Parts,Supplies,Consumable	114.75
August (H/O)				3850	Desktop SW Maintenance,Consumable	3,517.31
	284	College Aid	510		Sum:	144,433.37

Month	Department	Department Name	Object Class	Object	Object Name	Posting Am
July	285	Education, Iowa Public TV	418	4181	IT Professional Services	109 183.21

Report ID: TGB
 Source: I/3 Finance
 Budget FY: 2016

STATE OF IOWA
 EXPENDITURES FOR OBJECT CLASSES 418 AND 510
 (Appendix A)

Page: 60 of 176
 Run Date: 09/21/2016
 Run Time: 04:00:30 AM

Month	Department	Department Name	Object Class	Object	Object Name	Posting Am
August	285	Education, Iowa Public TV	418	4181	IT Professional Services	2,000.00
September				4181	IT Professional Services	3,380.61
October				4181	IT Professional Services	248.00
November				4181	IT Professional Services	272.85
January				4181	IT Professional Services	696.09
February				4181	IT Professional Services	3,281.68
March				4181	IT Professional Services	287.40
April				4181	IT Professional Services	315.38
May				4181	IT Professional Services	307.19
June				4181	IT Professional Services	316.66
July (H/O)				4181	IT Professional Services	(64.56)
August (H/O)				4181	IT Professional Services	548.00
	285	Education, Iowa Public TV	418		Sum:	11,772.51

Month	Department	Department Name	Object Class	Object	Object Name	Posting Am
July	285	Education, Iowa Public TV	510	3810	Desktop HW Purchase or Lease-Non Inventory	738.23
				3830	Desktop Misc,Parts,Supplies,Consumable	805.49
				3910	Server HW Purchase or Lease-Non Inventory	2,726.76
				3940	Server HW Maintenance,Consumable	7,396.72
				3950	Server SW Maintenance,Consumable	1,500.00
				4040	Network HW Maintenance,Consumable	70,376.64
August				3810	Desktop HW Purchase or Lease-Non Inventory	51,567.13
				3820	Desktop SW Purchase or License	629.63
				3830	Desktop Misc,Parts,Supplies,Consumable	1,424.72
				3920	Server SW Purchase or License	2,450.00

Report ID: TGB
 Source: I/3 Finance
 Budget FY: 2016

STATE OF IOWA
 EXPENDITURES FOR OBJECT CLASSES 418 AND 510
 (Appendix A)

Page: 61 of 176
 Run Date: 09/21/2016
 Run Time: 04:00:30 AM

Month	Department	Department Name	Object Class	Object	Object Name	Posting Am
August	285	Education, Iowa Public TV	510	3950	Server SW Maintenance,Consumable	4,573.98
				4040	Network HW Maintenance,Consumable	4,725.00
September				3810	Desktop HW Purchase or Lease-Non Inventory	3,387.64
				3830	Desktop Misc,Parts,Supplies,Consumable	3,492.29
				3911	Server HW Purchase or Lease-Inventory	15,936.45
				3930	Server Misc,Parts,Supplies,Consumable	3,619.42
				3950	Server SW Maintenance,Consumable	629.10
				4030	Network Misc,Parts,Supplies,Consumable	4,426.44
October				3820	Desktop SW Purchase or License	21,521.28
				3830	Desktop Misc,Parts,Supplies,Consumable	2,210.99
				3850	Desktop SW Maintenance,Consumable	3,210.00
				3950	Server SW Maintenance,Consumable	8,227.34
				4010	Network HW Purchase or Lease-Non Inventory	720.00
				4710	Printer HW Purchase or Lease-Non Inventory	299.00
November				3810	Desktop HW Purchase or Lease-Non Inventory	19,826.60
				3811	Desktop HW Purchase or Lease-Inventory	3,453.00
				3820	Desktop SW Purchase or License	36.75
				3830	Desktop Misc,Parts,Supplies,Consumable	2,610.94
				3950	Server SW Maintenance,Consumable	8,212.00
December				3810	Desktop HW Purchase or Lease-Non Inventory	4,743.57
				3811	Desktop HW Purchase or Lease-Inventory	(3,453.00)
				3830	Desktop Misc,Parts,Supplies,Consumable	812.78
				3930	Server Misc,Parts,Supplies,Consumable	1,057.47
				3940	Server HW Maintenance,Consumable	12,692.70
				3950	Server SW Maintenance,Consumable	6,471.28

Report ID: TGB
 Source: I/3 Finance
 Budget FY: 2016

STATE OF IOWA
 EXPENDITURES FOR OBJECT CLASSES 418 AND 510
 (Appendix A)

Page: 62 of 176
 Run Date: 09/21/2016
 Run Time: 04:00:30 AM

Month	Department	Department Name	Object Class	Object	Object Name	Posting Am
January	285	Education, Iowa Public TV	510	3810	Desktop HW Purchase or Lease-Non Inventory	4,651.44
				3820	Desktop SW Purchase or License	378.00
				3830	Desktop Misc,Parts,Supplies,Consumable	188.22
				4040	Network HW Maintenance,Consumable	543.32
				4050	Network SW Maintenance,Consumable	407.96
February				3820	Desktop SW Purchase or License	10,329.68
				3830	Desktop Misc,Parts,Supplies,Consumable	3,867.72
				3910	Server HW Purchase or Lease-Non Inventory	69.99
				3930	Server Misc,Parts,Supplies,Consumable	768.96
				3940	Server HW Maintenance,Consumable	1,008.00
				3950	Server SW Maintenance,Consumable	8,063.67
				4030	Network Misc,Parts,Supplies,Consumable	390.00
				4710	Printer HW Purchase or Lease-Non Inventory	1,930.35
March				3810	Desktop HW Purchase or Lease-Non Inventory	2,907.15
				3830	Desktop Misc,Parts,Supplies,Consumable	753.62
				4030	Network Misc,Parts,Supplies,Consumable	44.00
				4730	Printer Misc,Parts,Supplies,Consumable	220.00
April				3830	Desktop Misc,Parts,Supplies,Consumable	305.00
				3920	Server SW Purchase or License	5,250.00
				3930	Server Misc,Parts,Supplies,Consumable	196.00
				3950	Server SW Maintenance,Consumable	4,672.08
May				3810	Desktop HW Purchase or Lease-Non Inventory	613.83
				3830	Desktop Misc,Parts,Supplies,Consumable	3,762.58
				3950	Server SW Maintenance,Consumable	2,934.96
				4011	Network HW Purchase or Lease-Inventory	122,340.64

Report ID: TGB
 Source: I/3 Finance
 Budget FY: 2016

STATE OF IOWA
 EXPENDITURES FOR OBJECT CLASSES 418 AND 510
 (Appendix A)

Page: 63 of 176
 Run Date: 09/21/2016
 Run Time: 04:00:30 AM

Month	Department	Department Name	Object Class	Object	Object Name	Posting Am
May	285	Education, Iowa Public TV	510	4040	Network HW Maintenance,Consumable	8,865.76
				4710	Printer HW Purchase or Lease-Non Inventory	229.00
June				3810	Desktop HW Purchase or Lease-Non Inventory	4,548.00
				3911	Server HW Purchase or Lease-Inventory	9,160.45
				3920	Server SW Purchase or License	189.00
				3930	Server Misc,Parts,Supplies,Consumable	373.36
				3950	Server SW Maintenance,Consumable	516.78
				4730	Printer Misc,Parts,Supplies,Consumable	115.00
July (H/O)				3920	Server SW Purchase or License	495.00
				3940	Server HW Maintenance,Consumable	(5,712.00)
				3950	Server SW Maintenance,Consumable	(2,016.78)
				4040	Network HW Maintenance,Consumable	(53,717.48)
August (H/O)				3930	Server Misc,Parts,Supplies,Consumable	241.85
				4011	Network HW Purchase or Lease-Inventory	7,930.76
				4040	Network HW Maintenance,Consumable	(7,930.76)
	285	Education, Iowa Public TV	510		Sum:	412,943.45

Month	Department	Department Name	Object Class	Object	Object Name	Posting Am
July	297	Iowa Department on Aging	510	4730	Printer Misc,Parts,Supplies,Consumable	593.00
August				3810	Desktop HW Purchase or Lease-Non Inventory	522.04
				4711	Printer HW Purchase or Lease-Inventory	492.00
September				3810	Desktop HW Purchase or Lease-Non Inventory	261.02
				4711	Printer HW Purchase or Lease-Inventory	246.00
				4730	Printer Misc,Parts,Supplies,Consumable	454.50
October				3820	Desktop SW Purchase or License	119,075.06

Report ID: TGB
 Source: I/3 Finance
 Budget FY: 2016

STATE OF IOWA
 EXPENDITURES FOR OBJECT CLASSES 418 AND 510
 (Appendix A)

Page: 64 of 176
 Run Date: 09/21/2016
 Run Time: 04:00:30 AM

Month	Department	Department Name	Object Class	Object	Object Name	Posting Am
October	297	Iowa Department on Aging	510	4711	Printer HW Purchase or Lease-Inventory	246.00
				4730	Printer Misc,Parts,Supplies,Consumable	246.00
November				4711	Printer HW Purchase or Lease-Inventory	246.00
				4730	Printer Misc,Parts,Supplies,Consumable	118.50
December				4711	Printer HW Purchase or Lease-Inventory	246.00
				4730	Printer Misc,Parts,Supplies,Consumable	811.25
January				3820	Desktop SW Purchase or License	2,548.19
				4711	Printer HW Purchase or Lease-Inventory	246.00
				4730	Printer Misc,Parts,Supplies,Consumable	724.00
February				3820	Desktop SW Purchase or License	638,995.56
				4710	Printer HW Purchase or Lease-Non Inventory	1,977.23
				4711	Printer HW Purchase or Lease-Inventory	246.00
				4730	Printer Misc,Parts,Supplies,Consumable	115.75
March				3820	Desktop SW Purchase or License	1,488.55
				4711	Printer HW Purchase or Lease-Inventory	246.00
				4730	Printer Misc,Parts,Supplies,Consumable	322.00
April				3820	Desktop SW Purchase or License	2,000.00
				4711	Printer HW Purchase or Lease-Inventory	246.00
				4730	Printer Misc,Parts,Supplies,Consumable	380.50
May				4711	Printer HW Purchase or Lease-Inventory	246.00
June				3810	Desktop HW Purchase or Lease-Non Inventory	(201.66)
				3820	Desktop SW Purchase or License	258.02
				4711	Printer HW Purchase or Lease-Inventory	246.00
July (H/O)				3820	Desktop SW Purchase or License	(470,029.18)
				4730	Printer Misc,Parts,Supplies,Consumable	957.00

Report ID: TGB
 Source: I/3 Finance
 Budget FY: 2016

STATE OF IOWA
 EXPENDITURES FOR OBJECT CLASSES 418 AND 510
 (Appendix A)

Page: 65 of 176
 Run Date: 09/21/2016
 Run Time: 04:00:30 AM

Month	Department	Department Name	Object Class	Object	Object Name	Posting Am
	297	Iowa Department on Aging	510			Sum: 204,569.33

Month	Department	Department Name	Object Class	Object	Object Name	Posting Am
July	309	Workforce Development	418	4181	IT Professional Services	701,488.89
August				4181	IT Professional Services	140,002.86
September				4181	IT Professional Services	376,433.39
October				4181	IT Professional Services	260,185.62
November				4181	IT Professional Services	267,899.77
December				4181	IT Professional Services	257,337.67
January				4181	IT Professional Services	249,495.39
February				4181	IT Professional Services	298,053.73
March				4181	IT Professional Services	574,715.95
April				4181	IT Professional Services	218,395.60
May				4181	IT Professional Services	893,973.36
June				4181	IT Professional Services	167,661.59
July (H/O)				4181	IT Professional Services	411,524.76
August (H/O)				4181	IT Professional Services	(663,883.63)
	309	Workforce Development	418			Sum: 4,153,284.95

Month	Department	Department Name	Object Class	Object	Object Name	Posting Am
July	309	Workforce Development	510	3810	Desktop HW Purchase or Lease-Non Inventory	3,939.07
				3820	Desktop SW Purchase or License	159.00
				3830	Desktop Misc,Parts,Supplies,Consumable	2,681.02
				3840	Desktop HW Maintenance,Consumable	797.17
				3920	Server SW Purchase or License	115 75.98

Report ID: TGB
 Source: I/3 Finance
 Budget FY: 2016

STATE OF IOWA
 EXPENDITURES FOR OBJECT CLASSES 418 AND 510
 (Appendix A)

Page: 66 of 176
 Run Date: 09/21/2016
 Run Time: 04:00:30 AM

Month	Department	Department Name	Object Class	Object	Object Name	Posting Am
July	309	Workforce Development	510	3950	Server SW Maintenance,Consumable	1,124,771.18
				4030	Network Misc,Parts,Supplies,Consumable	2,451.29
				4040	Network HW Maintenance,Consumable	47,197.44
				4050	Network SW Maintenance,Consumable	4,110.00
				4710	Printer HW Purchase or Lease-Non Inventory	947.94
				4740	Printer HW Maintenance,Consumable	3,172.45
				4750	Printer SW Maintenance,Consumable	1,966.88
August				3810	Desktop HW Purchase or Lease-Non Inventory	12,771.63
				3820	Desktop SW Purchase or License	463.76
				3830	Desktop Misc,Parts,Supplies,Consumable	24,468.58
				3850	Desktop SW Maintenance,Consumable	45,284.62
				3950	Server SW Maintenance,Consumable	10,147.00
				4030	Network Misc,Parts,Supplies,Consumable	1,046.50
				4040	Network HW Maintenance,Consumable	62,431.03
				4710	Printer HW Purchase or Lease-Non Inventory	449.97
September				3810	Desktop HW Purchase or Lease-Non Inventory	4,269.35
				3820	Desktop SW Purchase or License	1,855.02
				3830	Desktop Misc,Parts,Supplies,Consumable	12,471.03
				3850	Desktop SW Maintenance,Consumable	9.67
				3920	Server SW Purchase or License	1,800.00
				3950	Server SW Maintenance,Consumable	159,407.13
				4010	Network HW Purchase or Lease-Non Inventory	1,925.55
				4020	Network SW Purchase or License	183,075.17
				4030	Network Misc,Parts,Supplies,Consumable	1,978.54
				4050	Network SW Maintenance,Consumable	483.16

Report ID: TGB
 Source: I/3 Finance
 Budget FY: 2016

STATE OF IOWA
 EXPENDITURES FOR OBJECT CLASSES 418 AND 510
 (Appendix A)

Page: 67 of 176
 Run Date: 09/21/2016
 Run Time: 04:00:30 AM

Month	Department	Department Name	Object Class	Object	Object Name	Posting Am
September	309	Workforce Development	510	4710	Printer HW Purchase or Lease-Non Inventory	5,377.16
				4711	Printer HW Purchase or Lease-Inventory	6,342.00
				4720	Printer SW Purchase or License	263.20
				4730	Printer Misc,Parts,Supplies,Consumable	494.04
October				3810	Desktop HW Purchase or Lease-Non Inventory	3,575.00
				3820	Desktop SW Purchase or License	11,322.70
				3830	Desktop Misc,Parts,Supplies,Consumable	72,257.12
				3840	Desktop HW Maintenance,Consumable	237.00
				3850	Desktop SW Maintenance,Consumable	20,100.30
				3910	Server HW Purchase or Lease-Non Inventory	2,694.52
				3911	Server HW Purchase or Lease-Inventory	115,477.16
				3920	Server SW Purchase or License	276,739.08
				3930	Server Misc,Parts,Supplies,Consumable	209,896.76
				3940	Server HW Maintenance,Consumable	206,385.92
				3950	Server SW Maintenance,Consumable	2,475.00
				4020	Network SW Purchase or License	146.98
				4030	Network Misc,Parts,Supplies,Consumable	(1,431.90)
				4040	Network HW Maintenance,Consumable	86,016.00
				4710	Printer HW Purchase or Lease-Non Inventory	3,668.07
				4711	Printer HW Purchase or Lease-Inventory	13,892.00
November				3810	Desktop HW Purchase or Lease-Non Inventory	13,421.33
				3820	Desktop SW Purchase or License	966.00
				3830	Desktop Misc,Parts,Supplies,Consumable	3,699.32
				3840	Desktop HW Maintenance,Consumable	(105.60)
				3850	Desktop SW Maintenance,Consumable	2,800.00

Report ID: TGB
 Source: I/3 Finance
 Budget FY: 2016

STATE OF IOWA
 EXPENDITURES FOR OBJECT CLASSES 418 AND 510
 (Appendix A)

Page: 68 of 176
 Run Date: 09/21/2016
 Run Time: 04:00:30 AM

Month	Department	Department Name	Object Class	Object	Object Name	Posting Am
November	309	Workforce Development	510	3920	Server SW Purchase or License	3,920.00
				4030	Network Misc,Parts,Supplies,Consumable	184.34
				4050	Network SW Maintenance,Consumable	1,602.50
				4710	Printer HW Purchase or Lease-Non Inventory	2,911.33
				4740	Printer HW Maintenance,Consumable	(77.06)
December				3810	Desktop HW Purchase or Lease-Non Inventory	9,511.71
				3820	Desktop SW Purchase or License	276.00
				3830	Desktop Misc,Parts,Supplies,Consumable	8,222.03
				3920	Server SW Purchase or License	2,499.00
				3950	Server SW Maintenance,Consumable	39,009.68
				4010	Network HW Purchase or Lease-Non Inventory	(75.65)
				4050	Network SW Maintenance,Consumable	1,710.00
January				3810	Desktop HW Purchase or Lease-Non Inventory	10,176.44
				3820	Desktop SW Purchase or License	471.00
				3830	Desktop Misc,Parts,Supplies,Consumable	7,509.89
				3950	Server SW Maintenance,Consumable	10,080.00
				4010	Network HW Purchase or Lease-Non Inventory	1,367.48
				4030	Network Misc,Parts,Supplies,Consumable	25.35
				4040	Network HW Maintenance,Consumable	21,468.18
				4050	Network SW Maintenance,Consumable	(111.96)
				4710	Printer HW Purchase or Lease-Non Inventory	1,846.08
February				3810	Desktop HW Purchase or Lease-Non Inventory	4,501.94
				3820	Desktop SW Purchase or License	138.00
				3830	Desktop Misc,Parts,Supplies,Consumable	4,063.45
				3850	Desktop SW Maintenance,Consumable	1,932.16

Report ID: TGB
 Source: I/3 Finance
 Budget FY: 2016

STATE OF IOWA
 EXPENDITURES FOR OBJECT CLASSES 418 AND 510
 (Appendix A)

Page: 69 of 176
 Run Date: 09/21/2016
 Run Time: 04:00:30 AM

Month	Department	Department Name	Object Class	Object	Object Name	Posting Am
February	309	Workforce Development	510	3910	Server HW Purchase or Lease-Non Inventory	6,666.50
				3950	Server SW Maintenance,Consumable	7,048.00
				4010	Network HW Purchase or Lease-Non Inventory	122.18
				4020	Network SW Purchase or License	407.06
				4050	Network SW Maintenance,Consumable	(98.19)
				4710	Printer HW Purchase or Lease-Non Inventory	(627.24)
March				3810	Desktop HW Purchase or Lease-Non Inventory	39,395.43
				3820	Desktop SW Purchase or License	7,051.63
				3830	Desktop Misc,Parts,Supplies,Consumable	47,198.45
				3840	Desktop HW Maintenance,Consumable	28,392.30
				3850	Desktop SW Maintenance,Consumable	559.00
				3911	Server HW Purchase or Lease-Inventory	90,937.20
				3920	Server SW Purchase or License	67,420.49
				3950	Server SW Maintenance,Consumable	98,633.68
				4010	Network HW Purchase or Lease-Non Inventory	4,426.00
				4020	Network SW Purchase or License	1,212.00
				4040	Network HW Maintenance,Consumable	2,558.89
				4710	Printer HW Purchase or Lease-Non Inventory	10,494.05
April				3810	Desktop HW Purchase or Lease-Non Inventory	10,701.75
				3820	Desktop SW Purchase or License	1,907.64
				3830	Desktop Misc,Parts,Supplies,Consumable	3,684.70
				3850	Desktop SW Maintenance,Consumable	214.58
				3911	Server HW Purchase or Lease-Inventory	45,468.60
				3920	Server SW Purchase or License	309,920.48
				3950	Server SW Maintenance,Consumable	299,403.79

Report ID: TGB
 Source: I/3 Finance
 Budget FY: 2016

STATE OF IOWA
 EXPENDITURES FOR OBJECT CLASSES 418 AND 510
 (Appendix A)

Page: 70 of 176
 Run Date: 09/21/2016
 Run Time: 04:00:30 AM

Month	Department	Department Name	Object Class	Object	Object Name	Posting Am
April	309	Workforce Development	510	4010	Network HW Purchase or Lease-Non Inventory	1,405.53
				4030	Network Misc,Parts,Supplies,Consumable	(12.07)
				4710	Printer HW Purchase or Lease-Non Inventory	4,621.88
May				3810	Desktop HW Purchase or Lease-Non Inventory	31,057.28
				3811	Desktop HW Purchase or Lease-Inventory	9,553.20
				3820	Desktop SW Purchase or License	2,506.67
				3830	Desktop Misc,Parts,Supplies,Consumable	(5,899.65)
				3850	Desktop SW Maintenance,Consumable	38,449.15
				3920	Server SW Purchase or License	89,361.44
				3950	Server SW Maintenance,Consumable	37,348.49
				4040	Network HW Maintenance,Consumable	6,584.16
				4050	Network SW Maintenance,Consumable	356.00
				4710	Printer HW Purchase or Lease-Non Inventory	580.00
June				3810	Desktop HW Purchase or Lease-Non Inventory	43,421.73
				3820	Desktop SW Purchase or License	4,185.52
				3830	Desktop Misc,Parts,Supplies,Consumable	8,484.25
				3850	Desktop SW Maintenance,Consumable	312,064.75
				3920	Server SW Purchase or License	46,224.12
				3950	Server SW Maintenance,Consumable	23,371.12
				4010	Network HW Purchase or Lease-Non Inventory	681.47
				4030	Network Misc,Parts,Supplies,Consumable	369.75
				4710	Printer HW Purchase or Lease-Non Inventory	(1,040.00)
July (H/O)				3810	Desktop HW Purchase or Lease-Non Inventory	9,020.22
				3830	Desktop Misc,Parts,Supplies,Consumable	3,800.34
				4050	Network SW Maintenance,Consumable	(99.11)

Report ID: TGB
 Source: I/3 Finance
 Budget FY: 2016

STATE OF IOWA
 EXPENDITURES FOR OBJECT CLASSES 418 AND 510
 (Appendix A)

Page: 71 of 176
 Run Date: 09/21/2016
 Run Time: 04:00:30 AM

Month	Department	Department Name	Object Class	Object	Object Name	Posting Am
July (H/O)	309	Workforce Development	510	4710	Printer HW Purchase or Lease-Non Inventory	2,133.08
August (H/O)				3810	Desktop HW Purchase or Lease-Non Inventory	(4,226.02)
				3820	Desktop SW Purchase or License	(552.00)
				3830	Desktop Misc,Parts,Supplies,Consumable	84.81
				3840	Desktop HW Maintenance,Consumable	(20,146.86)
				3850	Desktop SW Maintenance,Consumable	(327,160.42)
				3910	Server HW Purchase or Lease-Non Inventory	(1,946.03)
				3911	Server HW Purchase or Lease-Inventory	(83,400.17)
				3920	Server SW Purchase or License	(358,350.95)
				3930	Server Misc,Parts,Supplies,Consumable	(6,280.82)
				3940	Server HW Maintenance,Consumable	(87,724.88)
				3950	Server SW Maintenance,Consumable	(329,059.87)
				4020	Network SW Purchase or License	(132,220.96)
				4030	Network Misc,Parts,Supplies,Consumable	1,400.93
				4040	Network HW Maintenance,Consumable	(38,915.86)
				4050	Network SW Maintenance,Consumable	(746.47)
September (H/O)				3810	Desktop HW Purchase or Lease-Non Inventory	(1,358.10)
				3830	Desktop Misc,Parts,Supplies,Consumable	(2,836.09)
				3920	Server SW Purchase or License	(1,563.18)
				4710	Printer HW Purchase or Lease-Non Inventory	(329.00)
	309	Workforce Development	510		Sum:	3,262,774.53

Month	Department	Department Name	Object Class	Object	Object Name	Posting Am
July	336	Iowa Communications Network	510	3820	Desktop SW Purchase or License	17,930.55
				3950	Server SW Maintenance,Consumable	121,930.18

Report ID: TGB
 Source: I/3 Finance
 Budget FY: 2016

STATE OF IOWA
 EXPENDITURES FOR OBJECT CLASSES 418 AND 510
 (Appendix A)

Page: 72 of 176
 Run Date: 09/21/2016
 Run Time: 04:00:30 AM

Month	Department	Department Name	Object Class	Object	Object Name	Posting Am
July	336	Iowa Communications Network	510	4040	Network HW Maintenance,Consumable	52,940.00
August				4040	Network HW Maintenance,Consumable	27,182.03
				4050	Network SW Maintenance,Consumable	38,274.57
September				3820	Desktop SW Purchase or License	26,924.32
				3950	Server SW Maintenance,Consumable	32,924.73
				4040	Network HW Maintenance,Consumable	590,757.88
				4050	Network SW Maintenance,Consumable	274,150.51
October				3810	Desktop HW Purchase or Lease-Non Inventory	2,252.19
				3820	Desktop SW Purchase or License	3,299.00
				3830	Desktop Misc,Parts,Supplies,Consumable	688.00
				3840	Desktop HW Maintenance,Consumable	196.80
				4020	Network SW Purchase or License	252,470.88
				4040	Network HW Maintenance,Consumable	73,004.77
				4050	Network SW Maintenance,Consumable	23,679.13
				4710	Printer HW Purchase or Lease-Non Inventory	4,008.75
				4730	Printer Misc,Parts,Supplies,Consumable	2,442.50
November				3811	Desktop HW Purchase or Lease-Inventory	5,095.50
				3820	Desktop SW Purchase or License	590.80
				3940	Server HW Maintenance,Consumable	5,845.00
				3950	Server SW Maintenance,Consumable	1,860.36
				4040	Network HW Maintenance,Consumable	241,887.76
				4050	Network SW Maintenance,Consumable	13,022.08
December				3820	Desktop SW Purchase or License	119.00
				3950	Server SW Maintenance,Consumable	930.18
				4040	Network HW Maintenance,Consumable	4,500.00

Report ID: TGB
 Source: I/3 Finance
 Budget FY: 2016

STATE OF IOWA
 EXPENDITURES FOR OBJECT CLASSES 418 AND 510
 (Appendix A)

Page: 73 of 176
 Run Date: 09/21/2016
 Run Time: 04:00:30 AM

Month	Department	Department Name	Object Class	Object	Object Name	Posting Am
January	336	Iowa Communications Network	510	3950	Server SW Maintenance,Consumable	930.18
February				3811	Desktop HW Purchase or Lease-Inventory	15,746.87
				3850	Desktop SW Maintenance,Consumable	1,100.12
				3950	Server SW Maintenance,Consumable	1,860.36
				4020	Network SW Purchase or License	164,243.10
				4040	Network HW Maintenance,Consumable	568,909.80
				4050	Network SW Maintenance,Consumable	72,315.56
				4710	Printer HW Purchase or Lease-Non Inventory	119.99
				4711	Printer HW Purchase or Lease-Inventory	3,894.46
				4730	Printer Misc,Parts,Supplies,Consumable	3,612.86
March				3830	Desktop Misc,Parts,Supplies,Consumable	21.19
				3950	Server SW Maintenance,Consumable	967.00
				4040	Network HW Maintenance,Consumable	2,481.00
April				3811	Desktop HW Purchase or Lease-Inventory	685.20
				3950	Server SW Maintenance,Consumable	967.00
				4050	Network SW Maintenance,Consumable	70,609.86
				4711	Printer HW Purchase or Lease-Inventory	1,454.38
				4740	Printer HW Maintenance,Consumable	95.00
May				3850	Desktop SW Maintenance,Consumable	150.00
				3950	Server SW Maintenance,Consumable	967.00
				4040	Network HW Maintenance,Consumable	113,431.39
				4050	Network SW Maintenance,Consumable	5,546.45
				4740	Printer HW Maintenance,Consumable	346.00
June				3811	Desktop HW Purchase or Lease-Inventory	7,989.46
				3850	Desktop SW Maintenance,Consumable	86.00

Report ID: TGB
 Source: I/3 Finance
 Budget FY: 2016

STATE OF IOWA
 EXPENDITURES FOR OBJECT CLASSES 418 AND 510
 (Appendix A)

Page: 74 of 176
 Run Date: 09/21/2016
 Run Time: 04:00:30 AM

Month	Department	Department Name	Object Class	Object	Object Name	Posting Am
June	336	Iowa Communications Network	510	3950	Server SW Maintenance,Consumable	2,635.40
				4020	Network SW Purchase or License	24,615.98
				4040	Network HW Maintenance,Consumable	23,371.08
				4050	Network SW Maintenance,Consumable	6,296.00
				4730	Printer Misc,Parts,Supplies,Consumable	2,354.50
				4740	Printer HW Maintenance,Consumable	526.20
July (H/O)				4020	Network SW Purchase or License	9,750.00
				4050	Network SW Maintenance,Consumable	1,230.03
August (H/O)				4050	Network SW Maintenance,Consumable	2,885.48
September (H/O)				4040	Network HW Maintenance,Consumable	(208,920.89)
	336	Iowa Communications Network	510			Sum: 2,601,181.48

Month	Department	Department Name	Object Class	Object	Object Name	Posting Am
September	350	Governor	418	4181	IT Professional Services	24,692.03
	350	Governor	418			Sum: 24,692.03

Month	Department	Department Name	Object Class	Object	Object Name	Posting Am
August	379	Human Rights, Dept Of	418	4181	IT Professional Services	79,486.04
September				4181	IT Professional Services	70,486.04
October				4181	IT Professional Services	2,775.00
November				4181	IT Professional Services	196,834.58
December				4181	IT Professional Services	84,504.79
January				4181	IT Professional Services	81,661.04
February				4181	IT Professional Services	75,361.04

Report ID: TGB
 Source: I/3 Finance
 Budget FY: 2016

STATE OF IOWA
 EXPENDITURES FOR OBJECT CLASSES 418 AND 510
 (Appendix A)

Page: 75 of 176
 Run Date: 09/21/2016
 Run Time: 04:00:30 AM

Month	Department	Department Name	Object Class	Object	Object Name	Posting Am
March	379	Human Rights, Dept Of	418	4181	IT Professional Services	72,511.04
April				4181	IT Professional Services	74,686.04
May				4181	IT Professional Services	73,786.04
				4184	IT Technical Consultants	2,909.20
June				4181	IT Professional Services	86,236.04
July (H/O)				4181	IT Professional Services	225,935.90
	379	Human Rights, Dept Of	418			Sum: 1,127,172.79

Month	Department	Department Name	Object Class	Object	Object Name	Posting Am
July	379	Human Rights, Dept Of	510	3920	Server SW Purchase or License	4,631.24
August				3820	Desktop SW Purchase or License	1,349.00
				3850	Desktop SW Maintenance,Consumable	23,500.00
September				3820	Desktop SW Purchase or License	349.00
				3920	Server SW Purchase or License	783.02
				3950	Server SW Maintenance,Consumable	167.79
October				3810	Desktop HW Purchase or Lease-Non Inventory	8,006.22
				3820	Desktop SW Purchase or License	1,246.00
				3911	Server HW Purchase or Lease-Inventory	157.30
November				3820	Desktop SW Purchase or License	349.00
				3911	Server HW Purchase or Lease-Inventory	(157.30)
				3940	Server HW Maintenance,Consumable	402.50
				3950	Server SW Maintenance,Consumable	1,244.28
				4020	Network SW Purchase or License	157.30
December				3810	Desktop HW Purchase or Lease-Non Inventory	676.41
				3820	Desktop SW Purchase or License	349.00

Report ID: TGB
 Source: I/3 Finance
 Budget FY: 2016

STATE OF IOWA
 EXPENDITURES FOR OBJECT CLASSES 418 AND 510
 (Appendix A)

Page: 76 of 176
 Run Date: 09/21/2016
 Run Time: 04:00:30 AM

Month	Department	Department Name	Object Class	Object	Object Name	Posting Am
December	379	Human Rights, Dept Of	510	3940	Server HW Maintenance,Consumable	104,387.62
				3950	Server SW Maintenance,Consumable	17,730.00
January				3810	Desktop HW Purchase or Lease-Non Inventory	4,073.23
				3820	Desktop SW Purchase or License	349.00
				3920	Server SW Purchase or License	136,611.19
February				3940	Server HW Maintenance,Consumable	402.50
				3810	Desktop HW Purchase or Lease-Non Inventory	511.00
				3820	Desktop SW Purchase or License	349.00
				3830	Desktop Misc,Parts,Supplies,Consumable	1,390.00
				3920	Server SW Purchase or License	59,254.85
March				3940	Server HW Maintenance,Consumable	402.50
				3950	Server SW Maintenance,Consumable	1,281.64
				3820	Desktop SW Purchase or License	1,094.64
				3830	Desktop Misc,Parts,Supplies,Consumable	374.22
				3940	Server HW Maintenance,Consumable	402.50
April				3810	Desktop HW Purchase or Lease-Non Inventory	1,874.22
				3820	Desktop SW Purchase or License	349.00
				3830	Desktop Misc,Parts,Supplies,Consumable	139.00
May				3820	Desktop SW Purchase or License	3,296.43
				3830	Desktop Misc,Parts,Supplies,Consumable	278.00
				3940	Server HW Maintenance,Consumable	402.50
				3950	Server SW Maintenance,Consumable	1,281.64
June				3810	Desktop HW Purchase or Lease-Non Inventory	2,626.34
				3820	Desktop SW Purchase or License	349.00
				3830	Desktop Misc,Parts,Supplies,Consumable	317.00

Report ID: TGB
 Source: I/3 Finance
 Budget FY: 2016

STATE OF IOWA
 EXPENDITURES FOR OBJECT CLASSES 418 AND 510
 (Appendix A)

Page: 77 of 176
 Run Date: 09/21/2016
 Run Time: 04:00:30 AM

Month	Department	Department Name	Object Class	Object	Object Name	Posting Am
June	379	Human Rights, Dept Of	510	3940	Server HW Maintenance,Consumable	805.00
July (H/O)				3820	Desktop SW Purchase or License	349.00
August (H/O)				3950	Server SW Maintenance,Consumable	1,281.64
	379	Human Rights, Dept Of	510			Sum: 385,173.42

Month	Department	Department Name	Object Class	Object	Object Name	Posting Am
September	401	Human Services Administration	418	4184	IT Technical Consultants	105,492.25
October				4184	IT Technical Consultants	208,396.84
November				4181	IT Professional Services	137.50
December				4181	IT Professional Services	(67,704.00)
				4184	IT Technical Consultants	150,057.04
January				4181	IT Professional Services	(113,899.47)
				4184	IT Technical Consultants	45,331.14
February				4184	IT Technical Consultants	68,350.86
March				4181	IT Professional Services	275.00
				4184	IT Technical Consultants	61,315.61
April				4181	IT Professional Services	86,496.88
				4184	IT Technical Consultants	48,646.35
May				4184	IT Technical Consultants	67,995.85
June				4181	IT Professional Services	(86,384.38)
				4184	IT Technical Consultants	74,419.00
July (H/O)				4181	IT Professional Services	86,384.38
				4184	IT Technical Consultants	(59,542.15)
August (H/O)				4181	IT Professional Services	(86,384.38)
				4184	IT Technical Consultants	127,170.40

Report ID: TGB
 Source: I/3 Finance
 Budget FY: 2016

STATE OF IOWA
 EXPENDITURES FOR OBJECT CLASSES 418 AND 510
 (Appendix A)

Page: 78 of 176
 Run Date: 09/21/2016
 Run Time: 04:00:30 AM

Month	Department	Department Name	Object Class	Object	Object Name	Posting Am
	401	Human Services Administration	418			Sum: 700,554.72

Month	Department	Department Name	Object Class	Object	Object Name	Posting Am
July	401	Human Services Administration	510	3820	Desktop SW Purchase or License	61,874.40
				3850	Desktop SW Maintenance,Consumable	1,358,740.60
				3920	Server SW Purchase or License	111,469.58
				3940	Server HW Maintenance,Consumable	251,628.90
				3950	Server SW Maintenance,Consumable	386,769.09
				4030	Network Misc,Parts,Supplies,Consumable	321.98
				4040	Network HW Maintenance,Consumable	202,949.47
				4050	Network SW Maintenance,Consumable	59,345.94
				4750	Printer SW Maintenance,Consumable	5,100.00
August				3820	Desktop SW Purchase or License	5,397.96
				3830	Desktop Misc,Parts,Supplies,Consumable	1,079.25
				3850	Desktop SW Maintenance,Consumable	3,821.88
				3920	Server SW Purchase or License	799.98
				3930	Server Misc,Parts,Supplies,Consumable	4,321.96
				3940	Server HW Maintenance,Consumable	23,652.58
				3950	Server SW Maintenance,Consumable	1,420,887.43
				4030	Network Misc,Parts,Supplies,Consumable	160.99
				4730	Printer Misc,Parts,Supplies,Consumable	4,726.66
September				3820	Desktop SW Purchase or License	(54,633.68)
				3830	Desktop Misc,Parts,Supplies,Consumable	1,116.37
				3850	Desktop SW Maintenance,Consumable	(1,200,312.99)
				3920	Server SW Purchase or License	(94,391.87)

Report ID: TGB
 Source: I/3 Finance
 Budget FY: 2016

STATE OF IOWA
 EXPENDITURES FOR OBJECT CLASSES 418 AND 510
 (Appendix A)

Page: 79 of 176
 Run Date: 09/21/2016
 Run Time: 04:00:30 AM

Month	Department	Department Name	Object Class	Object	Object Name	Posting Am
September	401	Human Services Administration	510	3930	Server Misc,Parts,Supplies,Consumable	(3,553.74)
				3940	Server HW Maintenance,Consumable	(108,644.32)
				3950	Server SW Maintenance,Consumable	(429,164.03)
				4030	Network Misc,Parts,Supplies,Consumable	(218.47)
				4040	Network HW Maintenance,Consumable	(220,004.50)
				4730	Printer Misc,Parts,Supplies,Consumable	2,209.23
				4750	Printer SW Maintenance,Consumable	(4,553.79)
October				3810	Desktop HW Purchase or Lease-Non Inventory	9,593.78
				3820	Desktop SW Purchase or License	363.96
				3830	Desktop Misc,Parts,Supplies,Consumable	1,081.13
				3840	Desktop HW Maintenance,Consumable	366.80
				3850	Desktop SW Maintenance,Consumable	148.98
				3930	Server Misc,Parts,Supplies,Consumable	640.93
				3950	Server SW Maintenance,Consumable	2,366.70
				4030	Network Misc,Parts,Supplies,Consumable	51.20
				4040	Network HW Maintenance,Consumable	121.08
				4730	Printer Misc,Parts,Supplies,Consumable	3,231.97
November				3830	Desktop Misc,Parts,Supplies,Consumable	258.17
				3950	Server SW Maintenance,Consumable	(919,147.35)
				4030	Network Misc,Parts,Supplies,Consumable	227.00
				4730	Printer Misc,Parts,Supplies,Consumable	5,544.55
December				3830	Desktop Misc,Parts,Supplies,Consumable	2,665.74
				3930	Server Misc,Parts,Supplies,Consumable	1,990.33
				3950	Server SW Maintenance,Consumable	(28,983.71)
				4030	Network Misc,Parts,Supplies,Consumable	483.60

Report ID: TGB
 Source: I/3 Finance
 Budget FY: 2016

STATE OF IOWA
 EXPENDITURES FOR OBJECT CLASSES 418 AND 510
 (Appendix A)

Page: 80 of 176
 Run Date: 09/21/2016
 Run Time: 04:00:30 AM

Month	Department	Department Name	Object Class	Object	Object Name	Posting Am
December	401	Human Services Administration	510	4710	Printer HW Purchase or Lease-Non Inventory	1,417.78
				4730	Printer Misc,Parts,Supplies,Consumable	3,198.76
				4740	Printer HW Maintenance,Consumable	350.22
January				3810	Desktop HW Purchase or Lease-Non Inventory	1,954.83
				3830	Desktop Misc,Parts,Supplies,Consumable	264.70
				3840	Desktop HW Maintenance,Consumable	315.00
				3920	Server SW Purchase or License	(1,049.96)
				3930	Server Misc,Parts,Supplies,Consumable	42.26
				4710	Printer HW Purchase or Lease-Non Inventory	2,835.56
				4711	Printer HW Purchase or Lease-Inventory	32,041.00
				4730	Printer Misc,Parts,Supplies,Consumable	6,630.66
				4740	Printer HW Maintenance,Consumable	700.44
February				3810	Desktop HW Purchase or Lease-Non Inventory	90,200.04
				3820	Desktop SW Purchase or License	11,664.89
				3830	Desktop Misc,Parts,Supplies,Consumable	2,419.96
				3840	Desktop HW Maintenance,Consumable	9,240.00
				3850	Desktop SW Maintenance,Consumable	245,332.41
				3911	Server HW Purchase or Lease-Inventory	140,408.73
				3920	Server SW Purchase or License	19,292.77
				3930	Server Misc,Parts,Supplies,Consumable	15,344.83
				3940	Server HW Maintenance,Consumable	33,901.59
				3950	Server SW Maintenance,Consumable	75,803.84
				4030	Network Misc,Parts,Supplies,Consumable	214.69
				4040	Network HW Maintenance,Consumable	9,874.49
				4710	Printer HW Purchase or Lease-Non Inventory	275.08

Report ID: TGB
 Source: I/3 Finance
 Budget FY: 2016

STATE OF IOWA
 EXPENDITURES FOR OBJECT CLASSES 418 AND 510
 (Appendix A)

Page: 81 of 176
 Run Date: 09/21/2016
 Run Time: 04:00:30 AM

Month	Department	Department Name	Object Class	Object	Object Name	Posting Am
February	401	Human Services Administration	510	4730	Printer Misc,Parts,Supplies,Consumable	3,599.85
				4750	Printer SW Maintenance,Consumable	930.75
March				3820	Desktop SW Purchase or License	204.55
				3830	Desktop Misc,Parts,Supplies,Consumable	961.49
				3850	Desktop SW Maintenance,Consumable	2,500.00
				3930	Server Misc,Parts,Supplies,Consumable	(8,778.95)
				3940	Server HW Maintenance,Consumable	(14,472.50)
				3950	Server SW Maintenance,Consumable	22,523.59
				4030	Network Misc,Parts,Supplies,Consumable	217.06
				4040	Network HW Maintenance,Consumable	(803.12)
				4730	Printer Misc,Parts,Supplies,Consumable	6,939.46
April				3820	Desktop SW Purchase or License	6,577.50
				3830	Desktop Misc,Parts,Supplies,Consumable	4,649.17
				3850	Desktop SW Maintenance,Consumable	4,012.48
				3920	Server SW Purchase or License	3,019.92
				3930	Server Misc,Parts,Supplies,Consumable	481.74
				3950	Server SW Maintenance,Consumable	1,054.69
				4030	Network Misc,Parts,Supplies,Consumable	93.51
				4040	Network HW Maintenance,Consumable	10,070.70
				4730	Printer Misc,Parts,Supplies,Consumable	2,807.01
May				3810	Desktop HW Purchase or Lease-Non Inventory	4,387.36
				3820	Desktop SW Purchase or License	2,136.71
				3830	Desktop Misc,Parts,Supplies,Consumable	313.13
				3840	Desktop HW Maintenance,Consumable	351.00
				3911	Server HW Purchase or Lease-Inventory	107,932.31

Report ID: TGB
 Source: I/3 Finance
 Budget FY: 2016

STATE OF IOWA
 EXPENDITURES FOR OBJECT CLASSES 418 AND 510
 (Appendix A)

Page: 82 of 176
 Run Date: 09/21/2016
 Run Time: 04:00:30 AM

Month	Department	Department Name	Object Class	Object	Object Name	Posting Am
May	401	Human Services Administration	510	3930	Server Misc,Parts,Supplies,Consumable	8,085.54
				3940	Server HW Maintenance,Consumable	24,682.47
				3950	Server SW Maintenance,Consumable	28,293.47
				4711	Printer HW Purchase or Lease-Inventory	13,741.00
				4730	Printer Misc,Parts,Supplies,Consumable	4,535.99
June				3820	Desktop SW Purchase or License	62,676.43
				3830	Desktop Misc,Parts,Supplies,Consumable	851.48
				3911	Server HW Purchase or Lease-Inventory	(64,451.83)
				3920	Server SW Purchase or License	11,214.93
				3930	Server Misc,Parts,Supplies,Consumable	(4,088.81)
				3940	Server HW Maintenance,Consumable	(16,951.91)
				3950	Server SW Maintenance,Consumable	(13,261.60)
				4030	Network Misc,Parts,Supplies,Consumable	480.00
				4710	Printer HW Purchase or Lease-Non Inventory	139.00
				4730	Printer Misc,Parts,Supplies,Consumable	3,934.52
				4740	Printer HW Maintenance,Consumable	6,166.39
July (H/O)				3820	Desktop SW Purchase or License	531.56
				3830	Desktop Misc,Parts,Supplies,Consumable	2,589.78
				3920	Server SW Purchase or License	8,030.06
				3950	Server SW Maintenance,Consumable	9,641.87
				4010	Network HW Purchase or Lease-Non Inventory	14,031.77
				4011	Network HW Purchase or Lease-Inventory	31,811.38
				4030	Network Misc,Parts,Supplies,Consumable	10,949.72
				4040	Network HW Maintenance,Consumable	10,119.27
				4730	Printer Misc,Parts,Supplies,Consumable	793.18

Report ID: TGB
 Source: I/3 Finance
 Budget FY: 2016

STATE OF IOWA
 EXPENDITURES FOR OBJECT CLASSES 418 AND 510
 (Appendix A)

Page: 83 of 176
 Run Date: 09/21/2016
 Run Time: 04:00:30 AM

Month	Department	Department Name	Object Class	Object	Object Name	Posting Am
August (H/O)	401	Human Services Administration	510	3810	Desktop HW Purchase or Lease-Non Inventory	33,785.88
				3820	Desktop SW Purchase or License	(69,783.27)
				3830	Desktop Misc,Parts,Supplies,Consumable	647.90
				3840	Desktop HW Maintenance,Consumable	1,576.00
				3920	Server SW Purchase or License	(8,252.75)
				3930	Server Misc,Parts,Supplies,Consumable	339.28
				3940	Server HW Maintenance,Consumable	(153,333.33)
				3950	Server SW Maintenance,Consumable	(255,314.03)
				4030	Network Misc,Parts,Supplies,Consumable	(6,710.96)
				4040	Network HW Maintenance,Consumable	(13,289.64)
				4730	Printer Misc,Parts,Supplies,Consumable	3,654.91
	401	Human Services Administration	510		Sum:	1,424,151.35

Month	Department	Department Name	Object Class	Object	Object Name	Posting Am
September	402	Human Services Community Serv	418	4184	IT Technical Consultants	130,992.32
October				4184	IT Technical Consultants	221,541.81
December				4184	IT Technical Consultants	97,188.51
January				4184	IT Technical Consultants	83,523.16
February				4184	IT Technical Consultants	90,445.80
March				4184	IT Technical Consultants	78,508.44
April				4184	IT Technical Consultants	79,106.28
May				4184	IT Technical Consultants	93,823.83
June				4184	IT Technical Consultants	85,410.60
July (H/O)				4184	IT Technical Consultants	79,830.55
August (H/O)				4184	IT Technical Consultants	189,075.43

Report ID: TGB
 Source: I/3 Finance
 Budget FY: 2016

STATE OF IOWA
 EXPENDITURES FOR OBJECT CLASSES 418 AND 510
 (Appendix A)

Page: 84 of 176
 Run Date: 09/21/2016
 Run Time: 04:00:30 AM

Month	Department	Department Name	Object Class	Object	Object Name	Posting Am
	402	Human Services Community Serv	418			Sum: 1,129,446.73

Month	Department	Department Name	Object Class	Object	Object Name	Posting Am
July	402	Human Services Community Serv	510	3830	Desktop Misc,Parts,Supplies,Consumable	85.10
				3850	Desktop SW Maintenance,Consumable	52,614.09
				3940	Server HW Maintenance,Consumable	10,736.33
				3950	Server SW Maintenance,Consumable	15,360.17
				4050	Network SW Maintenance,Consumable	9,214.40
				4710	Printer HW Purchase or Lease-Non Inventory	599.98
				4730	Printer Misc,Parts,Supplies,Consumable	1,793.75
August				3830	Desktop Misc,Parts,Supplies,Consumable	132.00
				3950	Server SW Maintenance,Consumable	476,924.55
				4730	Printer Misc,Parts,Supplies,Consumable	5,807.00
September				3820	Desktop SW Purchase or License	40,928.86
				3850	Desktop SW Maintenance,Consumable	866,504.13
				3920	Server SW Purchase or License	68,132.56
				3930	Server Misc,Parts,Supplies,Consumable	2,565.11
				3940	Server HW Maintenance,Consumable	68,613.99
				3950	Server SW Maintenance,Consumable	367,220.26
				4030	Network Misc,Parts,Supplies,Consumable	2,172.08
				4040	Network HW Maintenance,Consumable	107,225.91
				4730	Printer Misc,Parts,Supplies,Consumable	3,339.54
				4750	Printer SW Maintenance,Consumable	3,286.95
October				3830	Desktop Misc,Parts,Supplies,Consumable	460.53
				3850	Desktop SW Maintenance,Consumable	6.84

Report ID: TGB
 Source: I/3 Finance
 Budget FY: 2016

STATE OF IOWA
 EXPENDITURES FOR OBJECT CLASSES 418 AND 510
 (Appendix A)

Page: 85 of 176
 Run Date: 09/21/2016
 Run Time: 04:00:30 AM

Month	Department	Department Name	Object Class	Object	Object Name	Posting Am
October	402	Human Services Community Serv	510	4030	Network Misc,Parts,Supplies,Consumable	338.80
				4040	Network HW Maintenance,Consumable	728.62
				4730	Printer Misc,Parts,Supplies,Consumable	2,568.33
November				3830	Desktop Misc,Parts,Supplies,Consumable	2,523.27
				3950	Server SW Maintenance,Consumable	953,849.10
				4030	Network Misc,Parts,Supplies,Consumable	124.45
				4710	Printer HW Purchase or Lease-Non Inventory	2,877.00
				4711	Printer HW Purchase or Lease-Inventory	6,719.00
				4730	Printer Misc,Parts,Supplies,Consumable	4,959.46
				4740	Printer HW Maintenance,Consumable	1,129.06
December				3820	Desktop SW Purchase or License	363.96
				3830	Desktop Misc,Parts,Supplies,Consumable	21,779.21
				3950	Server SW Maintenance,Consumable	26,141.40
				4710	Printer HW Purchase or Lease-Non Inventory	60,579.25
				4730	Printer Misc,Parts,Supplies,Consumable	2,959.39
January				3810	Desktop HW Purchase or Lease-Non Inventory	3,878.46
				3830	Desktop Misc,Parts,Supplies,Consumable	13,103.37
				3840	Desktop HW Maintenance,Consumable	630.00
				3930	Server Misc,Parts,Supplies,Consumable	128.92
				3940	Server HW Maintenance,Consumable	290.83
				4010	Network HW Purchase or Lease-Non Inventory	237.00
				4030	Network Misc,Parts,Supplies,Consumable	461.75
				4040	Network HW Maintenance,Consumable	9.00
				4710	Printer HW Purchase or Lease-Non Inventory	134,299.35
				4730	Printer Misc,Parts,Supplies,Consumable	5,113.15

Report ID: TGB
 Source: I/3 Finance
 Budget FY: 2016

STATE OF IOWA
 EXPENDITURES FOR OBJECT CLASSES 418 AND 510
 (Appendix A)

Page: 86 of 176
 Run Date: 09/21/2016
 Run Time: 04:00:30 AM

Month	Department	Department Name	Object Class	Object	Object Name	Posting Am
February	402	Human Services Community Serv	510	3810	Desktop HW Purchase or Lease-Non Inventory	11,448.20
				3820	Desktop SW Purchase or License	329.76
				3830	Desktop Misc,Parts,Supplies,Consumable	7,417.10
				3840	Desktop HW Maintenance,Consumable	840.00
				3850	Desktop SW Maintenance,Consumable	35.28
				4030	Network Misc,Parts,Supplies,Consumable	141.83
				4040	Network HW Maintenance,Consumable	85.00
				4720	Printer SW Purchase or License	238.00
				4730	Printer Misc,Parts,Supplies,Consumable	8,986.83
March				3810	Desktop HW Purchase or Lease-Non Inventory	313,206.64
				3820	Desktop SW Purchase or License	4,636.80
				3830	Desktop Misc,Parts,Supplies,Consumable	126,897.92
				3840	Desktop HW Maintenance,Consumable	10,920.00
				3850	Desktop SW Maintenance,Consumable	695.55
				3930	Server Misc,Parts,Supplies,Consumable	8,378.50
				3950	Server SW Maintenance,Consumable	668.96
				4030	Network Misc,Parts,Supplies,Consumable	850.51
				4040	Network HW Maintenance,Consumable	728.62
				4710	Printer HW Purchase or Lease-Non Inventory	1,517.77
				4730	Printer Misc,Parts,Supplies,Consumable	1,906.11
				4740	Printer HW Maintenance,Consumable	350.22
April				3810	Desktop HW Purchase or Lease-Non Inventory	250,160.67
				3830	Desktop Misc,Parts,Supplies,Consumable	4,868.30
				3840	Desktop HW Maintenance,Consumable	40,635.00
				3920	Server SW Purchase or License	1,049.81

Report ID: TGB
Source: I/3 Finance
Budget FY: 2016

STATE OF IOWA
EXPENDITURES FOR OBJECT CLASSES 418 AND 510
(Appendix A)

Page: 87 of 176
Run Date: 09/21/2016
Run Time: 04:00:30 AM

Month	Department	Department Name	Object Class	Object	Object Name	Posting Am
April	402	Human Services Community Serv	510	3930	Server Misc,Parts,Supplies,Consumable	740.54
				3950	Server SW Maintenance,Consumable	945.00
				4040	Network HW Maintenance,Consumable	1,155.28
				4710	Printer HW Purchase or Lease-Non Inventory	14,649.00
				4730	Printer Misc,Parts,Supplies,Consumable	2,888.51
May				3810	Desktop HW Purchase or Lease-Non Inventory	8,079.33
				3830	Desktop Misc,Parts,Supplies,Consumable	6,443.13
				3840	Desktop HW Maintenance,Consumable	1,260.00
				3950	Server SW Maintenance,Consumable	60,089.00
				4010	Network HW Purchase or Lease-Non Inventory	46.76
				4710	Printer HW Purchase or Lease-Non Inventory	337.94
				4711	Printer HW Purchase or Lease-Inventory	5,140.00
				4730	Printer Misc,Parts,Supplies,Consumable	6,321.26
June				3810	Desktop HW Purchase or Lease-Non Inventory	14,177.79
				3820	Desktop SW Purchase or License	40.00
				3830	Desktop Misc,Parts,Supplies,Consumable	10,407.38
				3840	Desktop HW Maintenance,Consumable	2,310.00
				3911	Server HW Purchase or Lease-Inventory	90,282.95
				3930	Server Misc,Parts,Supplies,Consumable	6,902.89
				3940	Server HW Maintenance,Consumable	15,907.85
				3950	Server SW Maintenance,Consumable	12,031.39
				4030	Network Misc,Parts,Supplies,Consumable	53.44
				4050	Network SW Maintenance,Consumable	9,252.80
				4710	Printer HW Purchase or Lease-Non Inventory	229.00
				4730	Printer Misc,Parts,Supplies,Consumable	1,325.52

Report ID: TGB
 Source: I/3 Finance
 Budget FY: 2016

STATE OF IOWA
 EXPENDITURES FOR OBJECT CLASSES 418 AND 510
 (Appendix A)

Page: 88 of 176
 Run Date: 09/21/2016
 Run Time: 04:00:30 AM

Month	Department	Department Name	Object Class	Object	Object Name	Posting Am
June	402	Human Services Community Serv	510	4740	Printer HW Maintenance,Consumable	73,528.68
July (H/O)				3820	Desktop SW Purchase or License	325.30
				3830	Desktop Misc,Parts,Supplies,Consumable	57,792.75
				3840	Desktop HW Maintenance,Consumable	86.07
				3850	Desktop SW Maintenance,Consumable	2,092.91
				4010	Network HW Purchase or Lease-Non Inventory	43,130.53
				4011	Network HW Purchase or Lease-Inventory	70,795.68
				4020	Network SW Purchase or License	4,556.96
				4030	Network Misc,Parts,Supplies,Consumable	5,079.34
				4040	Network HW Maintenance,Consumable	12,360.95
				4050	Network SW Maintenance,Consumable	1,680.00
				4710	Printer HW Purchase or Lease-Non Inventory	20,004.62
				4711	Printer HW Purchase or Lease-Inventory	5,927.00
				4730	Printer Misc,Parts,Supplies,Consumable	3,216.72
August (H/O)				3810	Desktop HW Purchase or Lease-Non Inventory	615.37
				3830	Desktop Misc,Parts,Supplies,Consumable	1,118.96
				3840	Desktop HW Maintenance,Consumable	105.00
				3920	Server SW Purchase or License	5,175.38
				3930	Server Misc,Parts,Supplies,Consumable	675.60
				3950	Server SW Maintenance,Consumable	(940,691.25)
				4030	Network Misc,Parts,Supplies,Consumable	5,851.17
				4040	Network HW Maintenance,Consumable	3,215.79
				4050	Network SW Maintenance,Consumable	(9,252.80)
				4710	Printer HW Purchase or Lease-Non Inventory	35,209.38
				4730	Printer Misc,Parts,Supplies,Consumable	5,418.10

Report ID: TGB
 Source: I/3 Finance
 Budget FY: 2016

STATE OF IOWA
 EXPENDITURES FOR OBJECT CLASSES 418 AND 510
 (Appendix A)

Page: 89 of 176
 Run Date: 09/21/2016
 Run Time: 04:00:30 AM

Month	Department	Department Name	Object Class	Object	Object Name	Posting Am
	402	Human Services Community Serv	510			Sum: 3,825,544.61

Month	Department	Department Name	Object Class	Object	Object Name	Posting Am
August	404	DHS Juv. Home Toledo	510	3920	Server SW Purchase or License	6,698.85
September				4040	Network HW Maintenance,Consumable	6,393.04
	404	DHS Juv. Home Toledo	510			Sum: 13,091.89

Month	Department	Department Name	Object Class	Object	Object Name	Posting Am
July	405	DHS Trng School Eldora	510	3820	Desktop SW Purchase or License	1,848.00
August				3820	Desktop SW Purchase or License	9,685.00
September				3820	Desktop SW Purchase or License	11,512.17
				3850	Desktop SW Maintenance,Consumable	43,151.61
				3920	Server SW Purchase or License	3,393.41
				3930	Server Misc,Parts,Supplies,Consumable	127.76
				3940	Server HW Maintenance,Consumable	5,807.09
				3950	Server SW Maintenance,Consumable	15,983.81
				4030	Network Misc,Parts,Supplies,Consumable	31.95
				4040	Network HW Maintenance,Consumable	16,389.66
				4750	Printer SW Maintenance,Consumable	163.71
October				3820	Desktop SW Purchase or License	43.88
				4040	Network HW Maintenance,Consumable	36.28
November				3820	Desktop SW Purchase or License	4,424.40
December				3950	Server SW Maintenance,Consumable	1,302.01
February				3820	Desktop SW Purchase or License	(1,986.17)

Report ID: TGB
 Source: I/3 Finance
 Budget FY: 2016

STATE OF IOWA
 EXPENDITURES FOR OBJECT CLASSES 418 AND 510
 (Appendix A)

Page: 90 of 176
 Run Date: 09/21/2016
 Run Time: 04:00:30 AM

Month	Department	Department Name	Object Class	Object	Object Name	Posting Am
February	405	DHS Trng School Eldora	510	3850	Desktop SW Maintenance,Consumable	(43,151.61)
				3920	Server SW Purchase or License	(3,393.41)
				3930	Server Misc,Parts,Supplies,Consumable	(47.51)
				3940	Server HW Maintenance,Consumable	(3,417.39)
				3950	Server SW Maintenance,Consumable	(12,496.58)
				4030	Network Misc,Parts,Supplies,Consumable	(10.34)
				4040	Network HW Maintenance,Consumable	(1,537.98)
				4750	Printer SW Maintenance,Consumable	(163.71)
March				3820	Desktop SW Purchase or License	1,460.20
				3930	Server Misc,Parts,Supplies,Consumable	(80.25)
				3950	Server SW Maintenance,Consumable	(4,091.39)
				4030	Network Misc,Parts,Supplies,Consumable	(51.79)
June				3810	Desktop HW Purchase or Lease-Non Inventory	7,098.47
				3830	Desktop Misc,Parts,Supplies,Consumable	2,278.05
July (H/O)				3820	Desktop SW Purchase or License	9,538.50
				3911	Server HW Purchase or Lease-Inventory	19,407.50
				3920	Server SW Purchase or License	3,062.50
August (H/O)				3810	Desktop HW Purchase or Lease-Non Inventory	108.90
	405	DHS Trng School Eldora	510		Sum:	86,426.73

Month	Department	Department Name	Object Class	Object	Object Name	Posting Am
September	406	Civil Commitment Unit for Sexual Offenders	510	3820	Desktop SW Purchase or License	142.31
				3850	Desktop SW Maintenance,Consumable	3,091.86
				3920	Server SW Purchase or License	243.15
				3930	Server Misc,Parts,Supplies,Consumable	140 9.15

Report ID: TGB
 Source: I/3 Finance
 Budget FY: 2016

STATE OF IOWA
 EXPENDITURES FOR OBJECT CLASSES 418 AND 510
 (Appendix A)

Page: 91 of 176
 Run Date: 09/21/2016
 Run Time: 04:00:30 AM

Month	Department	Department Name	Object Class	Object	Object Name	Posting Am
September	406	Civil Commitment Unit for Sexual Offenders	510	3940	Server HW Maintenance,Consumable	416.77
				3950	Server SW Maintenance,Consumable	1,145.47
				4030	Network Misc,Parts,Supplies,Consumable	2.29
				4040	Network HW Maintenance,Consumable	110.20
				4750	Printer SW Maintenance,Consumable	11.73
October				4040	Network HW Maintenance,Consumable	2.60
December				3950	Server SW Maintenance,Consumable	93.29
February				3820	Desktop SW Purchase or License	(142.31)
				3850	Desktop SW Maintenance,Consumable	(3,091.86)
				3920	Server SW Purchase or License	(243.15)
				3930	Server Misc,Parts,Supplies,Consumable	(3.40)
				3940	Server HW Maintenance,Consumable	(244.86)
				3950	Server SW Maintenance,Consumable	(895.40)
				4030	Network Misc,Parts,Supplies,Consumable	(0.74)
				4040	Network HW Maintenance,Consumable	(110.20)
				4750	Printer SW Maintenance,Consumable	(11.73)
March				3930	Server Misc,Parts,Supplies,Consumable	(5.75)
				3950	Server SW Maintenance,Consumable	(293.16)
				4030	Network Misc,Parts,Supplies,Consumable	(3.71)
	406	Civil Commitment Unit for Sexual Offende	510		Sum:	222.55

Month	Department	Department Name	Object Class	Object	Object Name	Posting Am
July	407	Human Services Cherokee	510	4710	Printer HW Purchase or Lease-Non Inventory	759.05
September				3820	Desktop SW Purchase or License	1,614.92
				3850	Desktop SW Maintenance,Consumable	135,085.90

Report ID: TGB
 Source: I/3 Finance
 Budget FY: 2016

STATE OF IOWA
 EXPENDITURES FOR OBJECT CLASSES 418 AND 510
 (Appendix A)

Page: 92 of 176
 Run Date: 09/21/2016
 Run Time: 04:00:30 AM

Month	Department	Department Name	Object Class	Object	Object Name	Posting Am
September	407	Human Services Cherokee	510	3920	Server SW Purchase or License	2,759.13
				3930	Server Misc,Parts,Supplies,Consumable	103.88
				3940	Server HW Maintenance,Consumable	4,720.73
				3950	Server SW Maintenance,Consumable	12,995.89
				4030	Network Misc,Parts,Supplies,Consumable	25.96
				4040	Network HW Maintenance,Consumable	1,588.76
				4750	Printer SW Maintenance,Consumable	133.11
October				4040	Network HW Maintenance,Consumable	29.50
November				3820	Desktop SW Purchase or License	375.00
December				3950	Server SW Maintenance,Consumable	1,058.64
January				3820	Desktop SW Purchase or License	1,656.00
February				3820	Desktop SW Purchase or License	(1,614.92)
				3850	Desktop SW Maintenance,Consumable	(35,085.90)
				3920	Server SW Purchase or License	(2,759.13)
				3930	Server Misc,Parts,Supplies,Consumable	(38.63)
				3940	Server HW Maintenance,Consumable	(2,778.62)
				3950	Server SW Maintenance,Consumable	(10,160.76)
				4030	Network Misc,Parts,Supplies,Consumable	(8.40)
				4040	Network HW Maintenance,Consumable	(1,250.51)
				4750	Printer SW Maintenance,Consumable	(133.11)
March				3930	Server Misc,Parts,Supplies,Consumable	(65.25)
				3950	Server SW Maintenance,Consumable	(3,326.63)
				4030	Network Misc,Parts,Supplies,Consumable	(42.10)
May				3950	Server SW Maintenance,Consumable	1,700.00
August (H/O)				3850	Desktop SW Maintenance,Consumable	862.50

Report ID: TGB
 Source: I/3 Finance
 Budget FY: 2016

STATE OF IOWA
 EXPENDITURES FOR OBJECT CLASSES 418 AND 510
 (Appendix A)

Page: 93 of 176
 Run Date: 09/21/2016
 Run Time: 04:00:30 AM

Month	Department	Department Name	Object Class	Object	Object Name	Posting Am
	407	Human Services Cherokee	510			Sum: 8,205.01

Month	Department	Department Name	Object Class	Object	Object Name	Posting Am
July	409	Human Services Independence	510	3820	Desktop SW Purchase or License	960.00
				3911	Server HW Purchase or Lease-Inventory	6,919.22
				3940	Server HW Maintenance,Consumable	1,174.42
August				3820	Desktop SW Purchase or License	60.00
September				3820	Desktop SW Purchase or License	1,487.42
				3850	Desktop SW Maintenance,Consumable	33,158.75
				3920	Server SW Purchase or License	2,336.27
				3930	Server Misc,Parts,Supplies,Consumable	87.96
				3940	Server HW Maintenance,Consumable	3,997.53
				3950	Server SW Maintenance,Consumable	11,004.28
				4030	Network Misc,Parts,Supplies,Consumable	22.00
				4040	Network HW Maintenance,Consumable	12,848.95
				4750	Printer SW Maintenance,Consumable	112.71
October				3820	Desktop SW Purchase or License	160.00
				4040	Network HW Maintenance,Consumable	24.98
November				3820	Desktop SW Purchase or License	60.00
				3910	Server HW Purchase or Lease-Non Inventory	683.96
				3920	Server SW Purchase or License	5,814.00
				3940	Server HW Maintenance,Consumable	299.29
December				3820	Desktop SW Purchase or License	60.00
				3910	Server HW Purchase or Lease-Non Inventory	6,919.22
				3911	Server HW Purchase or Lease-Inventory	143 919.22

Report ID: TGB
 Source: I/3 Finance
 Budget FY: 2016

STATE OF IOWA
 EXPENDITURES FOR OBJECT CLASSES 418 AND 510
 (Appendix A)

Page: 94 of 176
 Run Date: 09/21/2016
 Run Time: 04:00:30 AM

Month	Department	Department Name	Object Class	Object	Object Name	Posting Am
December	409	Human Services Independence	510	3920	Server SW Purchase or License	1,455.84
				3950	Server SW Maintenance,Consumable	896.39
				4020	Network SW Purchase or License	2,099.00
January				3820	Desktop SW Purchase or License	60.00
				4020	Network SW Purchase or License	1,000.00
				4030	Network Misc,Parts,Supplies,Consumable	525.84
February				3810	Desktop HW Purchase or Lease-Non Inventory	1,498.00
				3820	Desktop SW Purchase or License	(1,307.42)
				3830	Desktop Misc,Parts,Supplies,Consumable	179.98
				3850	Desktop SW Maintenance,Consumable	(28,100.12)
				3920	Server SW Purchase or License	(2,336.27)
				3930	Server Misc,Parts,Supplies,Consumable	162.77
				3940	Server HW Maintenance,Consumable	(2,352.78)
				3950	Server SW Maintenance,Consumable	(8,603.56)
				4030	Network Misc,Parts,Supplies,Consumable	(7.12)
				4040	Network HW Maintenance,Consumable	(1,058.86)
				4750	Printer SW Maintenance,Consumable	(112.71)
March				3820	Desktop SW Purchase or License	960.00
				3830	Desktop Misc,Parts,Supplies,Consumable	264.74
				3930	Server Misc,Parts,Supplies,Consumable	(55.25)
				3950	Server SW Maintenance,Consumable	(2,816.80)
				4030	Network Misc,Parts,Supplies,Consumable	(35.66)
April				3820	Desktop SW Purchase or License	60.00
May				3820	Desktop SW Purchase or License	60.00
				3850	Desktop SW Maintenance,Consumable	2,412.99

Report ID: TGB
 Source: I/3 Finance
 Budget FY: 2016

STATE OF IOWA
 EXPENDITURES FOR OBJECT CLASSES 418 AND 510
 (Appendix A)

Page: 95 of 176
 Run Date: 09/21/2016
 Run Time: 04:00:30 AM

Month	Department	Department Name	Object Class	Object	Object Name	Posting Am
June	409	Human Services Independence	510	3820	Desktop SW Purchase or License	60.00
				3850	Desktop SW Maintenance,Consumable	2,412.90
July (H/O)				3820	Desktop SW Purchase or License	100.00
August (H/O)				3850	Desktop SW Maintenance,Consumable	(862.50)
	409	Human Services Independence	510			Sum: 47,831.14

Month	Department	Department Name	Object Class	Object	Object Name	Posting Am
December	411	Human Services Glenwood	418	4181	IT Professional Services	62,766.96
	411	Human Services Glenwood	418			Sum: 62,766.96

Month	Department	Department Name	Object Class	Object	Object Name	Posting Am
July	411	Human Services Glenwood	510	4730	Printer Misc,Parts,Supplies,Consumable	471.36
September				3820	Desktop SW Purchase or License	4,076.84
				3830	Desktop Misc,Parts,Supplies,Consumable	109.23
				3850	Desktop SW Maintenance,Consumable	76,624.37
				3920	Server SW Purchase or License	6,374.69
				3930	Server Misc,Parts,Supplies,Consumable	226.86
				3940	Server HW Maintenance,Consumable	10,311.80
				3950	Server SW Maintenance,Consumable	30,608.01
				4030	Network Misc,Parts,Supplies,Consumable	56.73
				4040	Network HW Maintenance,Consumable	23,764.99
				4050	Network SW Maintenance,Consumable	231.00
				4750	Printer SW Maintenance,Consumable	290.70
October				3810	Desktop HW Purchase or Lease-Non Inventory	1,303.22
				3820	Desktop SW Purchase or License	14\$,220.00

Report ID: TGB
 Source: I/3 Finance
 Budget FY: 2016

STATE OF IOWA
 EXPENDITURES FOR OBJECT CLASSES 418 AND 510
 (Appendix A)

Page: 96 of 176
 Run Date: 09/21/2016
 Run Time: 04:00:30 AM

Month	Department	Department Name	Object Class	Object	Object Name	Posting Am
October	411	Human Services Glenwood	510	3830	Desktop Misc,Parts,Supplies,Consumable	210.02
				3840	Desktop HW Maintenance,Consumable	229.80
				3920	Server SW Purchase or License	7,183.00
				3950	Server SW Maintenance,Consumable	193.90
				4030	Network Misc,Parts,Supplies,Consumable	240.00
				4040	Network HW Maintenance,Consumable	64.44
November				3830	Desktop Misc,Parts,Supplies,Consumable	246.80
				3930	Server Misc,Parts,Supplies,Consumable	3,013.20
				3950	Server SW Maintenance,Consumable	380.00
				4030	Network Misc,Parts,Supplies,Consumable	697.20
December				3950	Server SW Maintenance,Consumable	2,311.96
				4710	Printer HW Purchase or Lease-Non Inventory	2,280.00
January				3820	Desktop SW Purchase or License	21,266.01
				3950	Server SW Maintenance,Consumable	27,660.38
				4710	Printer HW Purchase or Lease-Non Inventory	3,430.00
February				3820	Desktop SW Purchase or License	(3,526.84)
				3850	Desktop SW Maintenance,Consumable	(76,624.37)
				3920	Server SW Purchase or License	34,714.96
				3930	Server Misc,Parts,Supplies,Consumable	(84.36)
				3940	Server HW Maintenance,Consumable	(6,068.27)
				3950	Server SW Maintenance,Consumable	(22,190.17)
				4020	Network SW Purchase or License	37,152.87
				4030	Network Misc,Parts,Supplies,Consumable	(18.36)
				4040	Network HW Maintenance,Consumable	(2,731.00)
				4750	Printer SW Maintenance,Consumable	(290.70)

Report ID: TGB
 Source: I/3 Finance
 Budget FY: 2016

STATE OF IOWA
 EXPENDITURES FOR OBJECT CLASSES 418 AND 510
 (Appendix A)

Page: 97 of 176
 Run Date: 09/21/2016
 Run Time: 04:00:30 AM

Month	Department	Department Name	Object Class	Object	Object Name	Posting Am
March	411	Human Services Glenwood	510	3820	Desktop SW Purchase or License	479.00
				3930	Server Misc,Parts,Supplies,Consumable	(142.50)
				3940	Server HW Maintenance,Consumable	8,394.05
				3950	Server SW Maintenance,Consumable	(7,265.05)
				4030	Network Misc,Parts,Supplies,Consumable	(91.98)
				4710	Printer HW Purchase or Lease-Non Inventory	3,696.00
April				3830	Desktop Misc,Parts,Supplies,Consumable	(8.31)
May				3830	Desktop Misc,Parts,Supplies,Consumable	147.75
				3940	Server HW Maintenance,Consumable	50,102.94
June				3830	Desktop Misc,Parts,Supplies,Consumable	211.89
				3940	Server HW Maintenance,Consumable	50,102.94
August (H/O)				3820	Desktop SW Purchase or License	250.00
				3911	Server HW Purchase or Lease-Inventory	16,270.78
				3920	Server SW Purchase or License	38,798.97
				3940	Server HW Maintenance,Consumable	50,102.94
				3950	Server SW Maintenance,Consumable	36,430.06
				4710	Printer HW Purchase or Lease-Non Inventory	(505.08)
	411	Human Services Glenwood	510		Sum:	432,384.67

Month	Department	Department Name	Object Class	Object	Object Name	Posting Am
December	412	Human Services Woodward	418	4181	IT Professional Services	45,451.93
	412	Human Services Woodward	418		Sum:	45,451.93

Month	Department	Department Name	Object Class	Object	Object Name	Posting Am
July	412	Human Services Woodward	510	3950	Server SW Maintenance,Consumable	147 873.50

Report ID: TGB
 Source: I/3 Finance
 Budget FY: 2016

STATE OF IOWA
 EXPENDITURES FOR OBJECT CLASSES 418 AND 510
 (Appendix A)

Page: 98 of 176
 Run Date: 09/21/2016
 Run Time: 04:00:30 AM

Month	Department	Department Name	Object Class	Object	Object Name	Posting Am
July	412	Human Services Woodward	510	4050	Network SW Maintenance,Consumable	7,760.93
				4740	Printer HW Maintenance,Consumable	301.11
August				3820	Desktop SW Purchase or License	2,124.78
				3850	Desktop SW Maintenance,Consumable	6,372.00
				3950	Server SW Maintenance,Consumable	648.61
				4740	Printer HW Maintenance,Consumable	301.11
September				3820	Desktop SW Purchase or License	2,654.41
				3850	Desktop SW Maintenance,Consumable	57,669.92
				3920	Server SW Purchase or License	4,535.12
				3930	Server Misc,Parts,Supplies,Consumable	170.74
				3940	Server HW Maintenance,Consumable	7,760.65
				3950	Server SW Maintenance,Consumable	21,681.22
				4030	Network Misc,Parts,Supplies,Consumable	42.70
				4040	Network HW Maintenance,Consumable	2,273.24
				4750	Printer SW Maintenance,Consumable	218.79
October				3820	Desktop SW Purchase or License	4,499.00
				3950	Server SW Maintenance,Consumable	1,089.68
				4040	Network HW Maintenance,Consumable	48.50
				4050	Network SW Maintenance,Consumable	7,760.93
November				3820	Desktop SW Purchase or License	1,275.00
				3950	Server SW Maintenance,Consumable	383.65
				4740	Printer HW Maintenance,Consumable	903.33
December				3830	Desktop Misc,Parts,Supplies,Consumable	499.60
				3950	Server SW Maintenance,Consumable	23,372.70
				4050	Network SW Maintenance,Consumable	7,760.93

Report ID: TGB
 Source: I/3 Finance
 Budget FY: 2016

STATE OF IOWA
 EXPENDITURES FOR OBJECT CLASSES 418 AND 510
 (Appendix A)

Page: 99 of 176
 Run Date: 09/21/2016
 Run Time: 04:00:30 AM

Month	Department	Department Name	Object Class	Object	Object Name	Posting Am
December	412	Human Services Woodward	510	4740	Printer HW Maintenance,Consumable	301.11
January				3810	Desktop HW Purchase or Lease-Non Inventory	18,785.25
				3950	Server SW Maintenance,Consumable	933.28
				4020	Network SW Purchase or License	99,160.01
February				3810	Desktop HW Purchase or Lease-Non Inventory	247.50
				3820	Desktop SW Purchase or License	(2,654.41)
				3830	Desktop Misc,Parts,Supplies,Consumable	539.42
				3850	Desktop SW Maintenance,Consumable	(57,669.92)
				3920	Server SW Purchase or License	(4,535.12)
				3930	Server Misc,Parts,Supplies,Consumable	(63.49)
				3940	Server HW Maintenance,Consumable	(4,567.17)
				3950	Server SW Maintenance,Consumable	(16,303.00)
				4020	Network SW Purchase or License	(37,152.87)
				4030	Network Misc,Parts,Supplies,Consumable	(13.82)
				4040	Network HW Maintenance,Consumable	(2,055.44)
				4740	Printer HW Maintenance,Consumable	602.22
				4750	Printer SW Maintenance,Consumable	(218.79)
March				3930	Server Misc,Parts,Supplies,Consumable	(107.25)
				3940	Server HW Maintenance,Consumable	6,078.45
				3950	Server SW Maintenance,Consumable	(5,135.90)
				4030	Network Misc,Parts,Supplies,Consumable	(69.23)
April				3950	Server SW Maintenance,Consumable	941.92
				4050	Network SW Maintenance,Consumable	7,760.93
				4730	Printer Misc,Parts,Supplies,Consumable	94.35
May				3940	Server HW Maintenance,Consumable	36,281.44

Report ID: TGB
 Source: I/3 Finance
 Budget FY: 2016

STATE OF IOWA
 EXPENDITURES FOR OBJECT CLASSES 418 AND 510
 (Appendix A)

Page: 100 of 176
 Run Date: 09/21/2016
 Run Time: 04:00:30 AM

Month	Department	Department Name	Object Class	Object	Object Name	Posting Am
May	412	Human Services Woodward	510	3950	Server SW Maintenance,Consumable	526.40
				4740	Printer HW Maintenance,Consumable	602.22
June				3850	Desktop SW Maintenance,Consumable	4,240.00
				3940	Server HW Maintenance,Consumable	36,281.44
				3950	Server SW Maintenance,Consumable	62.02
July (H/O)				4010	Network HW Purchase or Lease-Non Inventory	89,023.65
				4011	Network HW Purchase or Lease-Inventory	34,444.20
				4020	Network SW Purchase or License	2,153.85
				4740	Printer HW Maintenance,Consumable	301.11
August (H/O)				3940	Server HW Maintenance,Consumable	36,281.44
				3950	Server SW Maintenance,Consumable	72.87
				4740	Printer HW Maintenance,Consumable	301.11
	412	Human Services Woodward	510		Sum:	408,451.93

Month	Department	Department Name	Object Class	Object	Object Name	Posting Am
September	413	Human Services Assistance Pymt	418	4181	IT Professional Services	225,966.66
				4184	IT Technical Consultants	133,139.61
October				4181	IT Professional Services	234,795.50
				4184	IT Technical Consultants	339,331.78
November				4181	IT Professional Services	112,983.33
December				4181	IT Professional Services	732,995.50
				4184	IT Technical Consultants	183,991.92
January				4181	IT Professional Services	229,249.47
				4184	IT Technical Consultants	117,562.36
February				4181	IT Professional Services	116 ,350.00

Report ID: TGB
 Source: I/3 Finance
 Budget FY: 2016

STATE OF IOWA
 EXPENDITURES FOR OBJECT CLASSES 418 AND 510
 (Appendix A)

Page: 101 of 176
 Run Date: 09/21/2016
 Run Time: 04:00:30 AM

Month	Department	Department Name	Object Class	Object	Object Name	Posting Am
February	413	Human Services Assistance Pymt	418	4184	IT Technical Consultants	393,307.08
March				4181	IT Professional Services	115,350.00
				4184	IT Technical Consultants	176,831.44
April				4181	IT Professional Services	115,350.00
				4184	IT Technical Consultants	286,682.70
May				4181	IT Professional Services	115,350.00
				4184	IT Technical Consultants	524,374.90
June				4184	IT Technical Consultants	466,182.74
July (H/O)				4181	IT Professional Services	317,306.50
				4184	IT Technical Consultants	1,063,534.99
August (H/O)				4181	IT Professional Services	480,006.38
				4184	IT Technical Consultants	458,403.49
	413	Human Services Assistance Pymt	418		Sum:	6,938,046.35

Month	Department	Department Name	Object Class	Object	Object Name	Posting Am
July	413	Human Services Assistance Pymt	510	3820	Desktop SW Purchase or License	29,055.83
				3920	Server SW Purchase or License	29,708.34
				3940	Server HW Maintenance,Consumable	2,163.20
				3950	Server SW Maintenance,Consumable	890,098.62
				4040	Network HW Maintenance,Consumable	5,371.46
				4050	Network SW Maintenance,Consumable	9,847.89
August				3820	Desktop SW Purchase or License	743.64
				3830	Desktop Misc,Parts,Supplies,Consumable	103.72
				3920	Server SW Purchase or License	1,595.84
				3940	Server HW Maintenance,Consumable	22,500.00

Report ID: TGB
 Source: I/3 Finance
 Budget FY: 2016

STATE OF IOWA
 EXPENDITURES FOR OBJECT CLASSES 418 AND 510
 (Appendix A)

Page: 102 of 176
 Run Date: 09/21/2016
 Run Time: 04:00:30 AM

Month	Department	Department Name	Object Class	Object	Object Name	Posting Am
August	413	Human Services Assistance Pymt	510	3950	Server SW Maintenance,Consumable	8,852.38
				4030	Network Misc,Parts,Supplies,Consumable	29,507.50
				4050	Network SW Maintenance,Consumable	7,260.00
				4730	Printer Misc,Parts,Supplies,Consumable	6,691.96
September				3810	Desktop HW Purchase or Lease-Non Inventory	(1,125.86)
				3820	Desktop SW Purchase or License	13,627.52
				3830	Desktop Misc,Parts,Supplies,Consumable	75.00
				3850	Desktop SW Maintenance,Consumable	88,588.51
				3920	Server SW Purchase or License	6,966.54
				3930	Server Misc,Parts,Supplies,Consumable	262.28
				3940	Server HW Maintenance,Consumable	7,015.76
				3950	Server SW Maintenance,Consumable	130,147.20
				4030	Network Misc,Parts,Supplies,Consumable	65.57
				4040	Network HW Maintenance,Consumable	47,866.17
				4730	Printer Misc,Parts,Supplies,Consumable	223.46
				4750	Printer SW Maintenance,Consumable	336.09
October				3830	Desktop Misc,Parts,Supplies,Consumable	1,024.40
				3920	Server SW Purchase or License	1,060.00
				3950	Server SW Maintenance,Consumable	10,666.35
				4030	Network Misc,Parts,Supplies,Consumable	779.55
				4040	Network HW Maintenance,Consumable	74.50
				4711	Printer HW Purchase or Lease-Inventory	13,650.00
				4730	Printer Misc,Parts,Supplies,Consumable	7,697.36
				4740	Printer HW Maintenance,Consumable	5,876.00
November				3820	Desktop SW Purchase or License	4,775.00

Report ID: TGB
 Source: I/3 Finance
 Budget FY: 2016

STATE OF IOWA
 EXPENDITURES FOR OBJECT CLASSES 418 AND 510
 (Appendix A)

Page: 103 of 176
 Run Date: 09/21/2016
 Run Time: 04:00:30 AM

Month	Department	Department Name	Object Class	Object	Object Name	Posting Am
November	413	Human Services Assistance Pymt	510	3830	Desktop Misc,Parts,Supplies,Consumable	539.00
				3950	Server SW Maintenance,Consumable	10,548.00
				4020	Network SW Purchase or License	14,769.70
				4030	Network Misc,Parts,Supplies,Consumable	3,222.75
				4730	Printer Misc,Parts,Supplies,Consumable	4,878.79
December				3810	Desktop HW Purchase or Lease-Non Inventory	(96.12)
				3820	Desktop SW Purchase or License	4,775.00
				3830	Desktop Misc,Parts,Supplies,Consumable	300.29
				3850	Desktop SW Maintenance,Consumable	1,462,000.00
				3950	Server SW Maintenance,Consumable	2,672.95
				4030	Network Misc,Parts,Supplies,Consumable	580.40
				4730	Printer Misc,Parts,Supplies,Consumable	649.23
January				3810	Desktop HW Purchase or Lease-Non Inventory	2,585.64
				3820	Desktop SW Purchase or License	4,775.00
				3830	Desktop Misc,Parts,Supplies,Consumable	1,591.60
				3840	Desktop HW Maintenance,Consumable	420.00
				3930	Server Misc,Parts,Supplies,Consumable	732.81
				3940	Server HW Maintenance,Consumable	142,348.00
				4730	Printer Misc,Parts,Supplies,Consumable	7,072.21
February				3820	Desktop SW Purchase or License	65,014.26
				3830	Desktop Misc,Parts,Supplies,Consumable	1,407.10
				3950	Server SW Maintenance,Consumable	832,319.58
				4030	Network Misc,Parts,Supplies,Consumable	36,803.36
				4730	Printer Misc,Parts,Supplies,Consumable	4,000.28
March				3810	Desktop HW Purchase or Lease-Non Inventory	(98.43)

Report ID: TGB
 Source: I/3 Finance
 Budget FY: 2016

STATE OF IOWA
 EXPENDITURES FOR OBJECT CLASSES 418 AND 510
 (Appendix A)

Page: 104 of 176
 Run Date: 09/21/2016
 Run Time: 04:00:30 AM

Month	Department	Department Name	Object Class	Object	Object Name	Posting Am
March	413	Human Services Assistance Pymt	510	3820	Desktop SW Purchase or License	4,775.00
				3830	Desktop Misc,Parts,Supplies,Consumable	393.75
				3850	Desktop SW Maintenance,Consumable	10,548.00
				3930	Server Misc,Parts,Supplies,Consumable	2,250.62
				3940	Server HW Maintenance,Consumable	54,450.00
				3950	Server SW Maintenance,Consumable	68.40
				4020	Network SW Purchase or License	3,632.88
				4030	Network Misc,Parts,Supplies,Consumable	1,860.27
				4040	Network HW Maintenance,Consumable	74.50
				4730	Printer Misc,Parts,Supplies,Consumable	2,732.74
April				3820	Desktop SW Purchase or License	4,775.00
				3830	Desktop Misc,Parts,Supplies,Consumable	781.00
				3920	Server SW Purchase or License	107.34
				3930	Server Misc,Parts,Supplies,Consumable	75.72
				3950	Server SW Maintenance,Consumable	96.63
				4011	Network HW Purchase or Lease-Inventory	81,999.00
				4020	Network SW Purchase or License	26,513.79
				4030	Network Misc,Parts,Supplies,Consumable	1,020.00
				4040	Network HW Maintenance,Consumable	74.10
				4730	Printer Misc,Parts,Supplies,Consumable	9,245.19
May				3820	Desktop SW Purchase or License	4,775.00
				3830	Desktop Misc,Parts,Supplies,Consumable	368.72
				3850	Desktop SW Maintenance,Consumable	10,548.00
				3920	Server SW Purchase or License	26,850.00
				4011	Network HW Purchase or Lease-Inventory	62,882.50

Report ID: TGB
 Source: I/3 Finance
 Budget FY: 2016

STATE OF IOWA
 EXPENDITURES FOR OBJECT CLASSES 418 AND 510
 (Appendix A)

Page: 105 of 176
 Run Date: 09/21/2016
 Run Time: 04:00:30 AM

Month	Department	Department Name	Object Class	Object	Object Name	Posting Am
May	413	Human Services Assistance Pymt	510	4020	Network SW Purchase or License	58,393.22
				4030	Network Misc,Parts,Supplies,Consumable	35,147.50
				4040	Network HW Maintenance,Consumable	498.19
				4730	Printer Misc,Parts,Supplies,Consumable	1,452.85
June				3810	Desktop HW Purchase or Lease-Non Inventory	533.22
				3830	Desktop Misc,Parts,Supplies,Consumable	111.80
				3840	Desktop HW Maintenance,Consumable	36.00
				3911	Server HW Purchase or Lease-Inventory	57,016.24
				3930	Server Misc,Parts,Supplies,Consumable	705.82
				3940	Server HW Maintenance,Consumable	1,626.57
				3950	Server SW Maintenance,Consumable	1,230.21
				4011	Network HW Purchase or Lease-Inventory	(126,182.00)
				4030	Network Misc,Parts,Supplies,Consumable	5.46
				4730	Printer Misc,Parts,Supplies,Consumable	5,963.69
July (H/O)				3820	Desktop SW Purchase or License	9,550.00
				3830	Desktop Misc,Parts,Supplies,Consumable	350.22
				3950	Server SW Maintenance,Consumable	598.32
				4010	Network HW Purchase or Lease-Non Inventory	3,193.00
				4011	Network HW Purchase or Lease-Inventory	7,238.84
				4030	Network Misc,Parts,Supplies,Consumable	1,048.53
				4040	Network HW Maintenance,Consumable	1,167.29
				4730	Printer Misc,Parts,Supplies,Consumable	4,221.76
August (H/O)				3810	Desktop HW Purchase or Lease-Non Inventory	(172.59)
				3820	Desktop SW Purchase or License	4,775.00
				3830	Desktop Misc,Parts,Supplies,Consumable	75.00

Report ID: TGB
 Source: I/3 Finance
 Budget FY: 2016

STATE OF IOWA
 EXPENDITURES FOR OBJECT CLASSES 418 AND 510
 (Appendix A)

Page: 106 of 176
 Run Date: 09/21/2016
 Run Time: 04:00:30 AM

Month	Department	Department Name	Object Class	Object	Object Name	Posting Am
August (H/O)	413	Human Services Assistance Pymt	510	3840	Desktop HW Maintenance,Consumable	6,471.90
				3920	Server SW Purchase or License	529.18
				3940	Server HW Maintenance,Consumable	(15,000.00)
				3950	Server SW Maintenance,Consumable	(820,526.71)
				4020	Network SW Purchase or License	(3,632.88)
				4030	Network Misc,Parts,Supplies,Consumable	722.54
				4040	Network HW Maintenance,Consumable	328.81
	413	Human Services Assistance Pymt	510		Sum:	3,535,338.31

Month	Department	Department Name	Object Class	Object	Object Name	Posting Am
September	415	Human Services Capitals	418	4184	IT Technical Consultants	360,344.84
October				4184	IT Technical Consultants	650,982.77
December				4184	IT Technical Consultants	314,276.04
January				4184	IT Technical Consultants	228,361.76
February				4184	IT Technical Consultants	325,662.63
March				4184	IT Technical Consultants	251,368.13
April				4184	IT Technical Consultants	264,944.99
May				4184	IT Technical Consultants	161,292.54
June				4184	IT Technical Consultants	98,019.17
July (H/O)				4184	IT Technical Consultants	(345,147.94)
August (H/O)				4184	IT Technical Consultants	109,510.41
	415	Human Services Capitals	418		Sum:	2,419,615.34

Month	Department	Department Name	Object Class	Object	Object Name	Posting Am
July	415	Human Services Capitals	510	3950	Server SW Maintenance,Consumable	158,666.35

Report ID: TGB
 Source: I/3 Finance
 Budget FY: 2016

STATE OF IOWA
 EXPENDITURES FOR OBJECT CLASSES 418 AND 510
 (Appendix A)

Page: 107 of 176
 Run Date: 09/21/2016
 Run Time: 04:00:30 AM

Month	Department	Department Name	Object Class	Object	Object Name	Posting Am
August	415	Human Services Capitals	510	3810	Desktop HW Purchase or Lease-Non Inventory	449.10
				3830	Desktop Misc,Parts,Supplies,Consumable	225.00
				3850	Desktop SW Maintenance,Consumable	1,643.34
				3940	Server HW Maintenance,Consumable	54,938.52
September				3820	Desktop SW Purchase or License	587.02
				3830	Desktop Misc,Parts,Supplies,Consumable	150.00
				3950	Server SW Maintenance,Consumable	20,404.00
				4040	Network HW Maintenance,Consumable	1,543.58
October				3830	Desktop Misc,Parts,Supplies,Consumable	1,139.00
November				3830	Desktop Misc,Parts,Supplies,Consumable	294.88
December				3830	Desktop Misc,Parts,Supplies,Consumable	121.00
January				3830	Desktop Misc,Parts,Supplies,Consumable	75.00
				3930	Server Misc,Parts,Supplies,Consumable	(3,960.00)
February				3810	Desktop HW Purchase or Lease-Non Inventory	17,001.36
				3830	Desktop Misc,Parts,Supplies,Consumable	342.30
				3840	Desktop HW Maintenance,Consumable	2,520.00
				3950	Server SW Maintenance,Consumable	80,467.37
March				3820	Desktop SW Purchase or License	90,000.00
				3830	Desktop Misc,Parts,Supplies,Consumable	669.00
				3850	Desktop SW Maintenance,Consumable	72,000.00
May				3830	Desktop Misc,Parts,Supplies,Consumable	75.00
June				3830	Desktop Misc,Parts,Supplies,Consumable	64.00
				3911	Server HW Purchase or Lease-Inventory	104,530.21
				4010	Network HW Purchase or Lease-Non Inventory	126,182.00
July (H/O)				3830	Desktop Misc,Parts,Supplies,Consumable	496.50

Report ID: TGB
 Source: I/3 Finance
 Budget FY: 2016

STATE OF IOWA
 EXPENDITURES FOR OBJECT CLASSES 418 AND 510
 (Appendix A)

Page: 108 of 176
 Run Date: 09/21/2016
 Run Time: 04:00:30 AM

Month	Department	Department Name	Object Class	Object	Object Name	Posting Am
July (H/O)	415	Human Services Capitals	510	3850	Desktop SW Maintenance,Consumable	(821.66)
				4010	Network HW Purchase or Lease-Non Inventory	89,200.00
August (H/O)				3810	Desktop HW Purchase or Lease-Non Inventory	6,176.70
				3830	Desktop Misc,Parts,Supplies,Consumable	1,199.00
				3840	Desktop HW Maintenance,Consumable	1,050.00
				3930	Server Misc,Parts,Supplies,Consumable	84.82
				3950	Server SW Maintenance,Consumable	(80,467.37)
				4010	Network HW Purchase or Lease-Non Inventory	47,876.00
	415	Human Services Capitals	510		Sum:	714,922.02

Month	Department	Department Name	Object Class	Object	Object Name	Posting Am
August	427	Inspections and Appeals, Dept Of	418	4181	IT Professional Services	5,000.00
September				4181	IT Professional Services	55,630.00
April				4181	IT Professional Services	4,750.00
May				4181	IT Professional Services	30,000.00
July (H/O)				4181	IT Professional Services	8,400.00
August (H/O)				4181	IT Professional Services	30,840.00
	427	Inspections and Appeals, Dept Of	418		Sum:	134,620.00

Month	Department	Department Name	Object Class	Object	Object Name	Posting Am
August	427	Inspections and Appeals, Dept Of	510	3830	Desktop Misc,Parts,Supplies,Consumable	2,697.75
September				3811	Desktop HW Purchase or Lease-Inventory	8,141.18
				3830	Desktop Misc,Parts,Supplies,Consumable	19,002.00
				3850	Desktop SW Maintenance,Consumable	162.95
October				3811	Desktop HW Purchase or Lease-Inventory	158 719.75

Report ID: TGB
 Source: I/3 Finance
 Budget FY: 2016

STATE OF IOWA
 EXPENDITURES FOR OBJECT CLASSES 418 AND 510
 (Appendix A)

Page: 109 of 176
 Run Date: 09/21/2016
 Run Time: 04:00:30 AM

Month	Department	Department Name	Object Class	Object	Object Name	Posting Am
November	427	Inspections and Appeals, Dept Of	510	3811	Desktop HW Purchase or Lease-Inventory	11,579.36
December				3810	Desktop HW Purchase or Lease-Non Inventory	3,435.96
				3811	Desktop HW Purchase or Lease-Inventory	(585.96)
				3820	Desktop SW Purchase or License	539.00
January				3811	Desktop HW Purchase or Lease-Inventory	1,540.00
				3820	Desktop SW Purchase or License	45.00
February				3810	Desktop HW Purchase or Lease-Non Inventory	9,120.00
				3811	Desktop HW Purchase or Lease-Inventory	264.00
				3830	Desktop Misc,Parts,Supplies,Consumable	250.00
				4711	Printer HW Purchase or Lease-Inventory	8,453.00
March				3820	Desktop SW Purchase or License	638.12
				4711	Printer HW Purchase or Lease-Inventory	2,150.00
April				3811	Desktop HW Purchase or Lease-Inventory	18,763.60
				3830	Desktop Misc,Parts,Supplies,Consumable	6,293.00
May				3811	Desktop HW Purchase or Lease-Inventory	1,654.00
				3820	Desktop SW Purchase or License	4,243.72
				3830	Desktop Misc,Parts,Supplies,Consumable	348.62
				4010	Network HW Purchase or Lease-Non Inventory	18,882.50
				4020	Network SW Purchase or License	1,119.00
				4711	Printer HW Purchase or Lease-Inventory	258.00
June				3811	Desktop HW Purchase or Lease-Inventory	3,462.65
				3820	Desktop SW Purchase or License	1,844.56
				4711	Printer HW Purchase or Lease-Inventory	2,593.48
July (H/O)				3811	Desktop HW Purchase or Lease-Inventory	38,511.30
				3820	Desktop SW Purchase or License	6,482.62

Report ID: TGB
 Source: I/3 Finance
 Budget FY: 2016

STATE OF IOWA
 EXPENDITURES FOR OBJECT CLASSES 418 AND 510
 (Appendix A)

Page: 110 of 176
 Run Date: 09/21/2016
 Run Time: 04:00:30 AM

Month	Department	Department Name	Object Class	Object	Object Name	Posting Am
July (H/O)	427	Inspections and Appeals, Dept Of	510	3830	Desktop Misc,Parts,Supplies,Consumable	6,864.40
				4711	Printer HW Purchase or Lease-Inventory	27,226.00
August (H/O)				3830	Desktop Misc,Parts,Supplies,Consumable	737.03
				4711	Printer HW Purchase or Lease-Inventory	14,863.66
				4740	Printer HW Maintenance,Consumable	568.00
	427	Inspections and Appeals, Dept Of	510			Sum: 222,868.25

Month	Department	Department Name	Object Class	Object	Object Name	Posting Am
September	428	State Public Defender/DIA	418	4181	IT Professional Services	15,412.41
October				4181	IT Professional Services	14,578.12
November				4181	IT Professional Services	27,795.03
January				4181	IT Professional Services	13,963.38
February				4181	IT Professional Services	15,631.96
March				4181	IT Professional Services	30,561.36
May				4181	IT Professional Services	29,595.34
June				4181	IT Professional Services	13,173.00
August (H/O)				4181	IT Professional Services	17,300.54
	428	State Public Defender/DIA	418			Sum: 178,011.14

Month	Department	Department Name	Object Class	Object	Object Name	Posting Am
August	428	State Public Defender/DIA	510	3810	Desktop HW Purchase or Lease-Non Inventory	2,524.88
September				3810	Desktop HW Purchase or Lease-Non Inventory	39,156.71
November				3820	Desktop SW Purchase or License	5,280.00
				3920	Server SW Purchase or License	3,927.00
December				3920	Server SW Purchase or License	162,852.50

Report ID: TGB
 Source: I/3 Finance
 Budget FY: 2016

STATE OF IOWA
 EXPENDITURES FOR OBJECT CLASSES 418 AND 510
 (Appendix A)

Page: 111 of 176
 Run Date: 09/21/2016
 Run Time: 04:00:30 AM

Month	Department	Department Name	Object Class	Object	Object Name	Posting Am
January	428	State Public Defender/DIA	510	3810	Desktop HW Purchase or Lease-Non Inventory	26,369.44
				3911	Server HW Purchase or Lease-Inventory	2,248.20
February				3810	Desktop HW Purchase or Lease-Non Inventory	6,627.23
				3930	Server Misc,Parts,Supplies,Consumable	805.03
March				3810	Desktop HW Purchase or Lease-Non Inventory	15,409.53
				3911	Server HW Purchase or Lease-Inventory	4,640.00
				3920	Server SW Purchase or License	209.70
				3950	Server SW Maintenance,Consumable	548.87
April				3920	Server SW Purchase or License	250.00
				3930	Server Misc,Parts,Supplies,Consumable	2,413.80
May				3810	Desktop HW Purchase or Lease-Non Inventory	8,931.71
				3911	Server HW Purchase or Lease-Inventory	3,749.00
				3920	Server SW Purchase or License	7,606.44
				3930	Server Misc,Parts,Supplies,Consumable	1,329.56
				4010	Network HW Purchase or Lease-Non Inventory	170.62
				4030	Network Misc,Parts,Supplies,Consumable	22.98
				4740	Printer HW Maintenance,Consumable	100.00
June				3810	Desktop HW Purchase or Lease-Non Inventory	3,507.84
				3820	Desktop SW Purchase or License	15,786.90
				3920	Server SW Purchase or License	1,549.00
				3930	Server Misc,Parts,Supplies,Consumable	499.00
				4030	Network Misc,Parts,Supplies,Consumable	65.94
July (H/O)				3810	Desktop HW Purchase or Lease-Non Inventory	618.85
August (H/O)				3820	Desktop SW Purchase or License	1,374.14
				3830	Desktop Misc,Parts,Supplies,Consumable	305.55

Report ID: TGB
 Source: I/3 Finance
 Budget FY: 2016

STATE OF IOWA
 EXPENDITURES FOR OBJECT CLASSES 418 AND 510
 (Appendix A)

Page: 112 of 176
 Run Date: 09/21/2016
 Run Time: 04:00:30 AM

Month	Department	Department Name	Object Class	Object	Object Name	Posting Am
August (H/O)	428	State Public Defender/DIA	510	3920	Server SW Purchase or License	250.00
				4011	Network HW Purchase or Lease-Inventory	12,960.43
September (H/O)				3810	Desktop HW Purchase or Lease-Non Inventory	(115.10)
	428	State Public Defender/DIA	510		Sum:	171,975.75

Month	Department	Department Name	Object Class	Object	Object Name	Posting Am
September	429	Racing Commission - Inspect and Appeals	418	4181	IT Professional Services	1,540.00
October				4181	IT Professional Services	4,620.00
December				4181	IT Professional Services	3,080.00
February				4181	IT Professional Services	3,080.00
March				4181	IT Professional Services	1,980.00
April				4181	IT Professional Services	3,190.00
May				4181	IT Professional Services	440.00
June				4181	IT Professional Services	2,200.00
	429	Racing Commission - Inspect and Appeal	418		Sum:	20,130.00

Month	Department	Department Name	Object Class	Object	Object Name	Posting Am
December	429	Racing Commission - Inspect and Appeals	510	4730	Printer Misc,Parts,Supplies,Consumable	341.00
February				3920	Server SW Purchase or License	90.01
				4730	Printer Misc,Parts,Supplies,Consumable	252.00
April				3810	Desktop HW Purchase or Lease-Non Inventory	12,097.58
May				4730	Printer Misc,Parts,Supplies,Consumable	252.00
June				3920	Server SW Purchase or License	77.18
	429	Racing Commission - Inspect and Appeal	510		Sum:	13,109.77

Report ID: TGB
 Source: I/3 Finance
 Budget FY: 2016

STATE OF IOWA
 EXPENDITURES FOR OBJECT CLASSES 418 AND 510
 (Appendix A)

Page: 113 of 176
 Run Date: 09/21/2016
 Run Time: 04:00:30 AM

Month	Department	Department Name	Object Class	Object	Object Name	Posting Am
July	444	Judicial Department	418	4181	IT Professional Services	45,232.98
August				4181	IT Professional Services	64,924.00
September				4181	IT Professional Services	78,331.86
October				4181	IT Professional Services	73,082.42
November				4181	IT Professional Services	54,066.83
December				4181	IT Professional Services	60,586.67
January				4181	IT Professional Services	23,656.86
February				4181	IT Professional Services	28,891.20
March				4181	IT Professional Services	27,395.90
April				4181	IT Professional Services	19,577.51
May				4181	IT Professional Services	35,917.60
June				4181	IT Professional Services	25,589.68
July (H/O)				4181	IT Professional Services	11,728.57
August (H/O)				4181	IT Professional Services	(57,471.55)
	444	Judicial Department	418			Sum: 491,510.53

Month	Department	Department Name	Object Class	Object	Object Name	Posting Am
July	444	Judicial Department	510	3820	Desktop SW Purchase or License	4,243.87
				3830	Desktop Misc,Parts,Supplies,Consumable	2,243.28
				3850	Desktop SW Maintenance,Consumable	8,362.92
				3930	Server Misc,Parts,Supplies,Consumable	840.15
				3950	Server SW Maintenance,Consumable	23,576.52
				4010	Network HW Purchase or Lease-Non Inventory	282.53
				4710	Printer HW Purchase or Lease-Non Inventory	6,083.65
				4730	Printer Misc,Parts,Supplies,Consumable	13,596.00

Report ID: TGB
 Source: I/3 Finance
 Budget FY: 2016

STATE OF IOWA
 EXPENDITURES FOR OBJECT CLASSES 418 AND 510
 (Appendix A)

Page: 114 of 176
 Run Date: 09/21/2016
 Run Time: 04:00:30 AM

Month	Department	Department Name	Object Class	Object	Object Name	Posting Am
July	444	Judicial Department	510	4740	Printer HW Maintenance,Consumable	8,197.69
				4750	Printer SW Maintenance,Consumable	2,685.00
August				3810	Desktop HW Purchase or Lease-Non Inventory	29,355.04
				3830	Desktop Misc,Parts,Supplies,Consumable	3,090.29
				3840	Desktop HW Maintenance,Consumable	77,160.26
				3940	Server HW Maintenance,Consumable	124,484.29
				3950	Server SW Maintenance,Consumable	459,918.38
				4010	Network HW Purchase or Lease-Non Inventory	1,795.28
				4030	Network Misc,Parts,Supplies,Consumable	188.65
				4040	Network HW Maintenance,Consumable	31,717.76
				4710	Printer HW Purchase or Lease-Non Inventory	10,702.37
				4730	Printer Misc,Parts,Supplies,Consumable	16,484.25
				4740	Printer HW Maintenance,Consumable	74,008.29
September				3810	Desktop HW Purchase or Lease-Non Inventory	35,151.06
				3820	Desktop SW Purchase or License	1,102.70
				3830	Desktop Misc,Parts,Supplies,Consumable	1,676.13
				3840	Desktop HW Maintenance,Consumable	5,463.00
				3850	Desktop SW Maintenance,Consumable	5,400.00
				3911	Server HW Purchase or Lease-Inventory	87,658.60
				3930	Server Misc,Parts,Supplies,Consumable	67.95
				3950	Server SW Maintenance,Consumable	137,509.27
				4010	Network HW Purchase or Lease-Non Inventory	538.54
				4030	Network Misc,Parts,Supplies,Consumable	245.62
				4040	Network HW Maintenance,Consumable	1,416.16
				4710	Printer HW Purchase or Lease-Non Inventory	10,683.53

Report ID: TGB
 Source: I/3 Finance
 Budget FY: 2016

STATE OF IOWA
 EXPENDITURES FOR OBJECT CLASSES 418 AND 510
 (Appendix A)

Page: 115 of 176
 Run Date: 09/21/2016
 Run Time: 04:00:30 AM

Month	Department	Department Name	Object Class	Object	Object Name	Posting Am
September	444	Judicial Department	510	4730	Printer Misc,Parts,Supplies,Consumable	17,909.50
				4740	Printer HW Maintenance,Consumable	2,770.71
				4750	Printer SW Maintenance,Consumable	2,379.00
October				3810	Desktop HW Purchase or Lease-Non Inventory	5,409.48
				3820	Desktop SW Purchase or License	406.17
				3830	Desktop Misc,Parts,Supplies,Consumable	3,573.29
				3840	Desktop HW Maintenance,Consumable	795.00
				3930	Server Misc,Parts,Supplies,Consumable	1,150.60
				3950	Server SW Maintenance,Consumable	1,200.00
				4030	Network Misc,Parts,Supplies,Consumable	72.03
				4710	Printer HW Purchase or Lease-Non Inventory	10,846.95
				4730	Printer Misc,Parts,Supplies,Consumable	16,033.95
				4740	Printer HW Maintenance,Consumable	2,617.00
November				3810	Desktop HW Purchase or Lease-Non Inventory	14,152.24
				3830	Desktop Misc,Parts,Supplies,Consumable	883.90
				3840	Desktop HW Maintenance,Consumable	2,342.00
				3930	Server Misc,Parts,Supplies,Consumable	219.90
				3940	Server HW Maintenance,Consumable	18,609.23
				3950	Server SW Maintenance,Consumable	10,296.73
				4010	Network HW Purchase or Lease-Non Inventory	594.80
				4030	Network Misc,Parts,Supplies,Consumable	31.20
				4040	Network HW Maintenance,Consumable	510.00
				4050	Network SW Maintenance,Consumable	17,371.88
				4710	Printer HW Purchase or Lease-Non Inventory	9,721.08
				4730	Printer Misc,Parts,Supplies,Consumable	16,891.00

Report ID: TGB
Source: I/3 Finance
Budget FY: 2016

STATE OF IOWA
EXPENDITURES FOR OBJECT CLASSES 418 AND 510
(Appendix A)

Page: 116 of 176
Run Date: 09/21/2016
Run Time: 04:00:30 AM

Month	Department	Department Name	Object Class	Object	Object Name	Posting Am
November	444	Judicial Department	510	4740	Printer HW Maintenance,Consumable	2,617.00
December				3810	Desktop HW Purchase or Lease-Non Inventory	13,987.68
				3820	Desktop SW Purchase or License	731.99
				3830	Desktop Misc,Parts,Supplies,Consumable	1,813.95
				3840	Desktop HW Maintenance,Consumable	1,965.00
				3920	Server SW Purchase or License	28,739.96
				3950	Server SW Maintenance,Consumable	132,267.59
				4010	Network HW Purchase or Lease-Non Inventory	43.05
				4030	Network Misc,Parts,Supplies,Consumable	38.85
				4710	Printer HW Purchase or Lease-Non Inventory	6,191.44
				4720	Printer SW Purchase or License	112,226.56
				4730	Printer Misc,Parts,Supplies,Consumable	24,670.25
				4740	Printer HW Maintenance,Consumable	1,738.00
January				3810	Desktop HW Purchase or Lease-Non Inventory	42,935.12
				3820	Desktop SW Purchase or License	1,350.00
				3830	Desktop Misc,Parts,Supplies,Consumable	3,806.29
				3840	Desktop HW Maintenance,Consumable	6,770.00
				3850	Desktop SW Maintenance,Consumable	1,248.00
				3950	Server SW Maintenance,Consumable	30,916.60
				4030	Network Misc,Parts,Supplies,Consumable	735.67
				4050	Network SW Maintenance,Consumable	9,000.00
				4710	Printer HW Purchase or Lease-Non Inventory	4,305.25
				4730	Printer Misc,Parts,Supplies,Consumable	17,597.92
				4740	Printer HW Maintenance,Consumable	859.00
February				3810	Desktop HW Purchase or Lease-Non Inventory	14,932.56

Report ID: TGB
 Source: I/3 Finance
 Budget FY: 2016

STATE OF IOWA
 EXPENDITURES FOR OBJECT CLASSES 418 AND 510
 (Appendix A)

Page: 117 of 176
 Run Date: 09/21/2016
 Run Time: 04:00:30 AM

Month	Department	Department Name	Object Class	Object	Object Name	Posting Am
February	444	Judicial Department	510	3830	Desktop Misc,Parts,Supplies,Consumable	1,537.77
				3840	Desktop HW Maintenance,Consumable	2,041.00
				3850	Desktop SW Maintenance,Consumable	8,730.00
				3930	Server Misc,Parts,Supplies,Consumable	45.00
				3940	Server HW Maintenance,Consumable	47,279.75
				3950	Server SW Maintenance,Consumable	18,793.75
				4030	Network Misc,Parts,Supplies,Consumable	187.24
				4710	Printer HW Purchase or Lease-Non Inventory	15,098.58
				4730	Printer Misc,Parts,Supplies,Consumable	14,542.32
				4740	Printer HW Maintenance,Consumable	2,843.00
March				3810	Desktop HW Purchase or Lease-Non Inventory	11,327.55
				3820	Desktop SW Purchase or License	595.16
				3830	Desktop Misc,Parts,Supplies,Consumable	5,864.03
				3840	Desktop HW Maintenance,Consumable	1,905.00
				3950	Server SW Maintenance,Consumable	308,617.24
				4010	Network HW Purchase or Lease-Non Inventory	648.12
				4030	Network Misc,Parts,Supplies,Consumable	203.21
				4710	Printer HW Purchase or Lease-Non Inventory	17,170.90
				4730	Printer Misc,Parts,Supplies,Consumable	31,501.97
				4740	Printer HW Maintenance,Consumable	4,477.00
April				3810	Desktop HW Purchase or Lease-Non Inventory	22,912.90
				3820	Desktop SW Purchase or License	262.95
				3830	Desktop Misc,Parts,Supplies,Consumable	1,859.91
				3840	Desktop HW Maintenance,Consumable	3,115.00
				3850	Desktop SW Maintenance,Consumable	66,214.68

Report ID: TGB
 Source: I/3 Finance
 Budget FY: 2016

STATE OF IOWA
 EXPENDITURES FOR OBJECT CLASSES 418 AND 510
 (Appendix A)

Page: 118 of 176
 Run Date: 09/21/2016
 Run Time: 04:00:30 AM

Month	Department	Department Name	Object Class	Object	Object Name	Posting Am
April	444	Judicial Department	510	4040	Network HW Maintenance,Consumable	404.88
				4710	Printer HW Purchase or Lease-Non Inventory	4,591.24
				4730	Printer Misc,Parts,Supplies,Consumable	14,499.50
				4740	Printer HW Maintenance,Consumable	755.00
May				3810	Desktop HW Purchase or Lease-Non Inventory	19,776.55
				3830	Desktop Misc,Parts,Supplies,Consumable	4,183.14
				3840	Desktop HW Maintenance,Consumable	3,235.00
				3850	Desktop SW Maintenance,Consumable	150.00
				3930	Server Misc,Parts,Supplies,Consumable	1,354.10
				3950	Server SW Maintenance,Consumable	11,160.00
				4010	Network HW Purchase or Lease-Non Inventory	30,005.44
				4030	Network Misc,Parts,Supplies,Consumable	95.65
				4040	Network HW Maintenance,Consumable	4,761.00
				4710	Printer HW Purchase or Lease-Non Inventory	8,213.32
				4730	Printer Misc,Parts,Supplies,Consumable	20,079.25
				4740	Printer HW Maintenance,Consumable	1,510.00
				4750	Printer SW Maintenance,Consumable	2,423.46
June				3810	Desktop HW Purchase or Lease-Non Inventory	18,035.15
				3820	Desktop SW Purchase or License	3,098.00
				3830	Desktop Misc,Parts,Supplies,Consumable	2,146.53
				3840	Desktop HW Maintenance,Consumable	3,075.00
				3850	Desktop SW Maintenance,Consumable	456,950.70
				3930	Server Misc,Parts,Supplies,Consumable	219.05
				3950	Server SW Maintenance,Consumable	126,228.76
				4010	Network HW Purchase or Lease-Non Inventory	3,656.32

Report ID: TGB
 Source: I/3 Finance
 Budget FY: 2016

STATE OF IOWA
 EXPENDITURES FOR OBJECT CLASSES 418 AND 510
 (Appendix A)

Page: 119 of 176
 Run Date: 09/21/2016
 Run Time: 04:00:30 AM

Month	Department	Department Name	Object Class	Object	Object Name	Posting Am
June	444	Judicial Department	510	4030	Network Misc,Parts,Supplies,Consumable	550.05
				4710	Printer HW Purchase or Lease-Non Inventory	490.36
				4730	Printer Misc,Parts,Supplies,Consumable	26,601.95
July (H/O)				3810	Desktop HW Purchase or Lease-Non Inventory	3,188.23
				3820	Desktop SW Purchase or License	250.00
				3830	Desktop Misc,Parts,Supplies,Consumable	741.54
				3840	Desktop HW Maintenance,Consumable	630.00
				3950	Server SW Maintenance,Consumable	3,056.70
				4010	Network HW Purchase or Lease-Non Inventory	76.57
				4030	Network Misc,Parts,Supplies,Consumable	251.60
				4710	Printer HW Purchase or Lease-Non Inventory	4,232.61
				4730	Printer Misc,Parts,Supplies,Consumable	5,725.04
				4740	Printer HW Maintenance,Consumable	875.00
				4750	Printer SW Maintenance,Consumable	2,000.00
August (H/O)				3840	Desktop HW Maintenance,Consumable	(71,241.85)
				3850	Desktop SW Maintenance,Consumable	(417,590.74)
				3940	Server HW Maintenance,Consumable	(52,243.14)
				3950	Server SW Maintenance,Consumable	(153,191.17)
				4040	Network HW Maintenance,Consumable	(21,756.64)
				4050	Network SW Maintenance,Consumable	(10,901.25)
				4740	Printer HW Maintenance,Consumable	(33,343.60)
	444	Judicial Department	510		Sum:	2,420,986.73

Month	Department	Department Name	Object Class	Object	Object Name	Posting Am
July	467	Law Enforcement Academy	418	4181	IT Professional Services	169 400.00

Report ID: TGB
 Source: I/3 Finance
 Budget FY: 2016

STATE OF IOWA
 EXPENDITURES FOR OBJECT CLASSES 418 AND 510
 (Appendix A)

Page: 120 of 176
 Run Date: 09/21/2016
 Run Time: 04:00:30 AM

Month	Department	Department Name	Object Class	Object	Object Name	Posting Am
September	467	Law Enforcement Academy	418	4181	IT Professional Services	862.50
October				4181	IT Professional Services	325.00
November				4181	IT Professional Services	325.00
	467	Law Enforcement Academy	418			Sum: 1,912.50

Month	Department	Department Name	Object Class	Object	Object Name	Posting Am
July	467	Law Enforcement Academy	510	3950	Server SW Maintenance,Consumable	6,695.00
				4030	Network Misc,Parts,Supplies,Consumable	490.00
August				3830	Desktop Misc,Parts,Supplies,Consumable	1,920.00
				3850	Desktop SW Maintenance,Consumable	171.60
				3950	Server SW Maintenance,Consumable	99.00
				4030	Network Misc,Parts,Supplies,Consumable	460.00
September				3950	Server SW Maintenance,Consumable	1,700.00
October				3830	Desktop Misc,Parts,Supplies,Consumable	2,280.00
December				4730	Printer Misc,Parts,Supplies,Consumable	179.50
February				3811	Desktop HW Purchase or Lease-Inventory	2,492.10
				3830	Desktop Misc,Parts,Supplies,Consumable	556.50
				3850	Desktop SW Maintenance,Consumable	1,825.00
March				3811	Desktop HW Purchase or Lease-Inventory	2,492.10
				3911	Server HW Purchase or Lease-Inventory	1,080.00
May				3811	Desktop HW Purchase or Lease-Inventory	8,315.76
				3830	Desktop Misc,Parts,Supplies,Consumable	3,815.00
				3950	Server SW Maintenance,Consumable	1,147.30
				4711	Printer HW Purchase or Lease-Inventory	721.52
June				3811	Desktop HW Purchase or Lease-Inventory	17,497.98

Report ID: TGB
 Source: I/3 Finance
 Budget FY: 2016

STATE OF IOWA
 EXPENDITURES FOR OBJECT CLASSES 418 AND 510
 (Appendix A)

Page: 121 of 176
 Run Date: 09/21/2016
 Run Time: 04:00:30 AM

Month	Department	Department Name	Object Class	Object	Object Name	Posting Am
June	467	Law Enforcement Academy	510	4711	Printer HW Purchase or Lease-Inventory	1,089.23
July (H/O)				3811	Desktop HW Purchase or Lease-Inventory	42,540.73
				3830	Desktop Misc,Parts,Supplies,Consumable	508.50
				3840	Desktop HW Maintenance,Consumable	85.78
				4711	Printer HW Purchase or Lease-Inventory	351.99
August (H/O)				3820	Desktop SW Purchase or License	15,451.56
				3950	Server SW Maintenance,Consumable	2,168.40
				4011	Network HW Purchase or Lease-Inventory	10,819.00
				4040	Network HW Maintenance,Consumable	865.00
	467	Law Enforcement Academy	510		Sum:	127,818.55

Month	Department	Department Name	Object Class	Object	Object Name	Posting Am
August	504	Legislative Services Agency	418	4181	IT Professional Services	112,783.20
September				4181	IT Professional Services	104,564.40
October				4181	IT Professional Services	103,400.60
November				4181	IT Professional Services	105,569.00
December				4181	IT Professional Services	94,579.60
January				4181	IT Professional Services	108,170.20
February				4181	IT Professional Services	101,977.60
March				4181	IT Professional Services	103,823.40
April				4181	IT Professional Services	106,182.40
May				4181	IT Professional Services	102,099.00
June				4181	IT Professional Services	103,247.40
July (H/O)				4181	IT Professional Services	78,214.40
	504	Legislative Services Agency	418		Sum:	1,224,611.20

Report ID: TGB
 Source: I/3 Finance
 Budget FY: 2016

STATE OF IOWA
 EXPENDITURES FOR OBJECT CLASSES 418 AND 510
 (Appendix A)

Page: 122 of 176
 Run Date: 09/21/2016
 Run Time: 04:00:30 AM

Month	Department	Department Name	Object Class	Object	Object Name	Posting Am
July	504	Legislative Services Agency	510	3820	Desktop SW Purchase or License	51,986.38
				3850	Desktop SW Maintenance,Consumable	9,065.76
				3920	Server SW Purchase or License	10,220.16
				3950	Server SW Maintenance,Consumable	78,698.70
				4020	Network SW Purchase or License	17,388.25
				4050	Network SW Maintenance,Consumable	25,157.00
August				3950	Server SW Maintenance,Consumable	1,788.00
				4020	Network SW Purchase or License	63,064.40
September				3820	Desktop SW Purchase or License	9,457.00
				4020	Network SW Purchase or License	59,782.32
November				3810	Desktop HW Purchase or Lease-Non Inventory	2,200.00
				4020	Network SW Purchase or License	273,004.43
				4030	Network Misc,Parts,Supplies,Consumable	141.68
				4050	Network SW Maintenance,Consumable	143.00
December				3810	Desktop HW Purchase or Lease-Non Inventory	3,945.00
				3820	Desktop SW Purchase or License	6,657.00
				3930	Server Misc,Parts,Supplies,Consumable	3,241.62
				4010	Network HW Purchase or Lease-Non Inventory	3,129.39
				4030	Network Misc,Parts,Supplies,Consumable	350.37
January				3820	Desktop SW Purchase or License	2,700.00
				3930	Server Misc,Parts,Supplies,Consumable	70.75
				4030	Network Misc,Parts,Supplies,Consumable	316.24
February				4010	Network HW Purchase or Lease-Non Inventory	3,200.00

Report ID: TGB
 Source: I/3 Finance
 Budget FY: 2016

STATE OF IOWA
 EXPENDITURES FOR OBJECT CLASSES 418 AND 510
 (Appendix A)

Page: 123 of 176
 Run Date: 09/21/2016
 Run Time: 04:00:30 AM

Month	Department	Department Name	Object Class	Object	Object Name	Posting Am
February	504	Legislative Services Agency	510	4020	Network SW Purchase or License	67,700.34
				4030	Network Misc,Parts,Supplies,Consumable	105.64
March				3810	Desktop HW Purchase or Lease-Non Inventory	22,993.80
April				3810	Desktop HW Purchase or Lease-Non Inventory	1,542.80
				3820	Desktop SW Purchase or License	2,700.00
				4020	Network SW Purchase or License	2,817.00
May				3820	Desktop SW Purchase or License	365.00
				4020	Network SW Purchase or License	11,831.17
June				3810	Desktop HW Purchase or Lease-Non Inventory	7,664.60
				4020	Network SW Purchase or License	14,225.82
				4050	Network SW Maintenance,Consumable	8,470.00
July (H/O)				3810	Desktop HW Purchase or Lease-Non Inventory	11,362.88
				4020	Network SW Purchase or License	111,579.84
	504	Legislative Services Agency	510		Sum:	889,066.34

Month	Department	Department Name	Object Class	Object	Object Name	Posting Am
October	532	Management, Dept Of	418	4181	IT Professional Services	14,537.50
December				4181	IT Professional Services	34,703.00
January				4181	IT Professional Services	10,488.00
March				4181	IT Professional Services	9,741.00
May				4181	IT Professional Services	14,162.00
June				4181	IT Professional Services	4,015.00
July (H/O)				4181	IT Professional Services	4,812.50
	532	Management, Dept Of	418		Sum:	92,459.00

Report ID: TGB
 Source: I/3 Finance
 Budget FY: 2016

STATE OF IOWA
 EXPENDITURES FOR OBJECT CLASSES 418 AND 510
 (Appendix A)

Page: 124 of 176
 Run Date: 09/21/2016
 Run Time: 04:00:30 AM

Month	Department	Department Name	Object Class	Object	Object Name	Posting Am
September	532	Management, Dept Of	510	3810	Desktop HW Purchase or Lease-Non Inventory	314.00
October				3810	Desktop HW Purchase or Lease-Non Inventory	1,539.00
				3830	Desktop Misc,Parts,Supplies,Consumable	540.00
				3950	Server SW Maintenance,Consumable	6,750.00
				4740	Printer HW Maintenance,Consumable	125.25
February				3850	Desktop SW Maintenance,Consumable	44.14
	532	Management, Dept Of	510			Sum: 9,312.39

Month	Department	Department Name	Object Class	Object	Object Name	Posting Am
September	542	Natural Resources, Dept Of	418	4184	IT Technical Consultants	74,634.60
October				4184	IT Technical Consultants	15,000.00
November				4184	IT Technical Consultants	37,250.06
December				4181	IT Professional Services	1,225.00
				4184	IT Technical Consultants	38,314.85
January				4184	IT Technical Consultants	24,787.94
February				4181	IT Professional Services	219.12
				4184	IT Technical Consultants	60,889.30
March				4184	IT Technical Consultants	45,136.39
April				4184	IT Technical Consultants	54,202.14
May				4184	IT Technical Consultants	45,457.20
June				4184	IT Technical Consultants	38,531.39
July (H/O)				4184	IT Technical Consultants	45,841.75
August (H/O)				4184	IT Technical Consultants	61,128.00
	542	Natural Resources, Dept Of	418			Sum: 542,617.74

Report ID: TGB
 Source: I/3 Finance
 Budget FY: 2016

STATE OF IOWA
 EXPENDITURES FOR OBJECT CLASSES 418 AND 510
 (Appendix A)

Page: 125 of 176
 Run Date: 09/21/2016
 Run Time: 04:00:30 AM

Month	Department	Department Name	Object Class	Object	Object Name	Posting Am
July	542	Natural Resources, Dept Of	510	3850	Desktop SW Maintenance,Consumable	14,600.00
				3910	Server HW Purchase or Lease-Non Inventory	23.78
August				3810	Desktop HW Purchase or Lease-Non Inventory	2,204.98
				3830	Desktop Misc,Parts,Supplies,Consumable	349.99
				3850	Desktop SW Maintenance,Consumable	869.95
				3910	Server HW Purchase or Lease-Non Inventory	23.78
				3920	Server SW Purchase or License	399.00
				3940	Server HW Maintenance,Consumable	21,324.65
				4710	Printer HW Purchase or Lease-Non Inventory	249.98
				4730	Printer Misc,Parts,Supplies,Consumable	7,825.92
September				3810	Desktop HW Purchase or Lease-Non Inventory	325.00
				3820	Desktop SW Purchase or License	2,381.86
				3830	Desktop Misc,Parts,Supplies,Consumable	441.00
				3850	Desktop SW Maintenance,Consumable	181,089.83
				3920	Server SW Purchase or License	399.00
				3950	Server SW Maintenance,Consumable	27,059.62
				4710	Printer HW Purchase or Lease-Non Inventory	1,421.23
				4730	Printer Misc,Parts,Supplies,Consumable	4,778.79
October				3810	Desktop HW Purchase or Lease-Non Inventory	16,353.69
				3820	Desktop SW Purchase or License	10,048.66
				3830	Desktop Misc,Parts,Supplies,Consumable	1,793.41
				3850	Desktop SW Maintenance,Consumable	19.95
				3910	Server HW Purchase or Lease-Non Inventory	687.02
				3920	Server SW Purchase or License	399.00
				3950	Server SW Maintenance,Consumable	19,156.73

Report ID: TGB
 Source: I/3 Finance
 Budget FY: 2016

STATE OF IOWA
 EXPENDITURES FOR OBJECT CLASSES 418 AND 510
 (Appendix A)

Page: 126 of 176
 Run Date: 09/21/2016
 Run Time: 04:00:30 AM

Month	Department	Department Name	Object Class	Object	Object Name	Posting Am
October	542	Natural Resources, Dept Of	510	4710	Printer HW Purchase or Lease-Non Inventory	278.00
				4730	Printer Misc,Parts,Supplies,Consumable	1,969.63
November				3810	Desktop HW Purchase or Lease-Non Inventory	7,598.25
				3820	Desktop SW Purchase or License	261.70
				3830	Desktop Misc,Parts,Supplies,Consumable	265.00
				3850	Desktop SW Maintenance,Consumable	15,980.58
				3920	Server SW Purchase or License	399.00
				3950	Server SW Maintenance,Consumable	3,510.67
				4710	Printer HW Purchase or Lease-Non Inventory	2,464.64
				4730	Printer Misc,Parts,Supplies,Consumable	2,825.97
December				3810	Desktop HW Purchase or Lease-Non Inventory	7,578.65
				3820	Desktop SW Purchase or License	1,182.36
				3830	Desktop Misc,Parts,Supplies,Consumable	3,893.80
				3850	Desktop SW Maintenance,Consumable	10,877.67
				3910	Server HW Purchase or Lease-Non Inventory	343.51
				3911	Server HW Purchase or Lease-Inventory	5,668.86
				3920	Server SW Purchase or License	3,825.00
				3950	Server SW Maintenance,Consumable	7,731.54
				4730	Printer Misc,Parts,Supplies,Consumable	3,371.86
January				3810	Desktop HW Purchase or Lease-Non Inventory	55,415.65
				3820	Desktop SW Purchase or License	1,296.96
				3830	Desktop Misc,Parts,Supplies,Consumable	3,619.97
				3920	Server SW Purchase or License	29.00
				4710	Printer HW Purchase or Lease-Non Inventory	619.64
				4730	Printer Misc,Parts,Supplies,Consumable	4,153.67

Report ID: TGB
 Source: I/3 Finance
 Budget FY: 2016

STATE OF IOWA
 EXPENDITURES FOR OBJECT CLASSES 418 AND 510
 (Appendix A)

Page: 127 of 176
 Run Date: 09/21/2016
 Run Time: 04:00:30 AM

Month	Department	Department Name	Object Class	Object	Object Name	Posting Am
February	542	Natural Resources, Dept Of	510	3810	Desktop HW Purchase or Lease-Non Inventory	7,354.28
				3820	Desktop SW Purchase or License	535.73
				3830	Desktop Misc,Parts,Supplies,Consumable	3,241.46
				3850	Desktop SW Maintenance,Consumable	67,361.40
				3920	Server SW Purchase or License	29.00
				3950	Server SW Maintenance,Consumable	3,568.76
				4710	Printer HW Purchase or Lease-Non Inventory	79.99
				4730	Printer Misc,Parts,Supplies,Consumable	2,151.75
March				3810	Desktop HW Purchase or Lease-Non Inventory	5,166.79
				3820	Desktop SW Purchase or License	1,798.96
				3830	Desktop Misc,Parts,Supplies,Consumable	3,510.14
				3850	Desktop SW Maintenance,Consumable	14,886.59
				3910	Server HW Purchase or Lease-Non Inventory	17,206.75
				3920	Server SW Purchase or License	29.00
				3950	Server SW Maintenance,Consumable	26,639.97
				4710	Printer HW Purchase or Lease-Non Inventory	2,598.48
				4730	Printer Misc,Parts,Supplies,Consumable	4,431.26
April				3810	Desktop HW Purchase or Lease-Non Inventory	17,114.86
				3820	Desktop SW Purchase or License	10,619.89
				3830	Desktop Misc,Parts,Supplies,Consumable	5,171.92
				3850	Desktop SW Maintenance,Consumable	21,586.00
				3910	Server HW Purchase or Lease-Non Inventory	2,383.68
				3920	Server SW Purchase or License	22.00
				3950	Server SW Maintenance,Consumable	2,761.09
				4710	Printer HW Purchase or Lease-Non Inventory	480.78

Report ID: TGB
 Source: I/3 Finance
 Budget FY: 2016

STATE OF IOWA
 EXPENDITURES FOR OBJECT CLASSES 418 AND 510
 (Appendix A)

Page: 128 of 176
 Run Date: 09/21/2016
 Run Time: 04:00:30 AM

Month	Department	Department Name	Object Class	Object	Object Name	Posting Am
April	542	Natural Resources, Dept Of	510	4730	Printer Misc,Parts,Supplies,Consumable	3,668.84
May				3810	Desktop HW Purchase or Lease-Non Inventory	9,589.62
				3820	Desktop SW Purchase or License	64,209.45
				3830	Desktop Misc,Parts,Supplies,Consumable	3,066.75
				3850	Desktop SW Maintenance,Consumable	6,967.45
				3910	Server HW Purchase or Lease-Non Inventory	188.58
				3920	Server SW Purchase or License	220.42
				3950	Server SW Maintenance,Consumable	4,656.52
				4710	Printer HW Purchase or Lease-Non Inventory	2,823.67
				4730	Printer Misc,Parts,Supplies,Consumable	3,506.24
June				3810	Desktop HW Purchase or Lease-Non Inventory	28,936.92
				3820	Desktop SW Purchase or License	6,567.20
				3830	Desktop Misc,Parts,Supplies,Consumable	4,408.68
				3850	Desktop SW Maintenance,Consumable	9,357.48
				3910	Server HW Purchase or Lease-Non Inventory	131.15
				3920	Server SW Purchase or License	383.58
				4710	Printer HW Purchase or Lease-Non Inventory	982.30
				4730	Printer Misc,Parts,Supplies,Consumable	1,856.45
July (H/O)				3810	Desktop HW Purchase or Lease-Non Inventory	24,735.74
				3820	Desktop SW Purchase or License	(2,824.92)
				3830	Desktop Misc,Parts,Supplies,Consumable	6,560.72
				3850	Desktop SW Maintenance,Consumable	(8,419.05)
				3920	Server SW Purchase or License	1,089.58
				4710	Printer HW Purchase or Lease-Non Inventory	1,428.79
				4730	Printer Misc,Parts,Supplies,Consumable	4,705.11

Report ID: TGB
 Source: I/3 Finance
 Budget FY: 2016

STATE OF IOWA
 EXPENDITURES FOR OBJECT CLASSES 418 AND 510
 (Appendix A)

Page: 129 of 176
 Run Date: 09/21/2016
 Run Time: 04:00:30 AM

Month	Department	Department Name	Object Class	Object	Object Name	Posting Am
August (H/O)	542	Natural Resources, Dept Of	510	3810	Desktop HW Purchase or Lease-Non Inventory	11,985.24
				3820	Desktop SW Purchase or License	9,586.21
				3830	Desktop Misc,Parts,Supplies,Consumable	710.00
				3950	Server SW Maintenance,Consumable	4,656.52
				4710	Printer HW Purchase or Lease-Non Inventory	1,298.74
				4730	Printer Misc,Parts,Supplies,Consumable	1,531.34
	542	Natural Resources, Dept Of	510		Sum:	888,684.25

Month	Department	Department Name	Object Class	Object	Object Name	Posting Am
July	547	Parole Board	418	4181	IT Professional Services	3,350.00
August				4181	IT Professional Services	3,350.00
September				4181	IT Professional Services	3,350.00
October				4181	IT Professional Services	3,350.00
December				4181	IT Professional Services	6,700.00
February				4181	IT Professional Services	6,700.00
March				4181	IT Professional Services	3,350.00
April				4181	IT Professional Services	3,350.00
May				4181	IT Professional Services	3,960.45
	547	Parole Board	418		Sum:	37,460.45

Month	Department	Department Name	Object Class	Object	Object Name	Posting Am
September	547	Parole Board	510	4740	Printer HW Maintenance,Consumable	474.68
November				3820	Desktop SW Purchase or License	2,377.63
				4020	Network SW Purchase or License	76.80
December				4740	Printer HW Maintenance,Consumable	179,229.68

Report ID: TGB
 Source: I/3 Finance
 Budget FY: 2016

STATE OF IOWA
 EXPENDITURES FOR OBJECT CLASSES 418 AND 510
 (Appendix A)

Page: 130 of 176
 Run Date: 09/21/2016
 Run Time: 04:00:30 AM

Month	Department	Department Name	Object Class	Object	Object Name	Posting Am
February	547	Parole Board	510	4740	Printer HW Maintenance,Consumable	227.11
April				4740	Printer HW Maintenance,Consumable	193.01
May				3810	Desktop HW Purchase or Lease-Non Inventory	6,434.58
June				4740	Printer HW Maintenance,Consumable	7,030.11
July (H/O)				3810	Desktop HW Purchase or Lease-Non Inventory	4,743.00
August (H/O)				4740	Printer HW Maintenance,Consumable	41,432.40
	547	Parole Board	510		Sum:	63,219.00

Month	Department	Department Name	Object Class	Object	Object Name	Posting Am
July	553	IPERS	418	4181	IT Professional Services	550,000.00
August				4181	IT Professional Services	826.90
September				4181	IT Professional Services	936.80
October				4181	IT Professional Services	843.00
November				4181	IT Professional Services	9,536.80
December				4181	IT Professional Services	1,904.40
January				4181	IT Professional Services	1,279,743.00
February				4181	IT Professional Services	35,494.90
March				4181	IT Professional Services	509,857.30
April				4181	IT Professional Services	889.90
May				4181	IT Professional Services	870.89
June				4181	IT Professional Services	535,104.40
July (H/O)				4181	IT Professional Services	57,524.82
August (H/O)				4181	IT Professional Services	4,002.00
	553	IPERS	418		Sum:	2,987,535.11

Report ID: TGB
 Source: I/3 Finance
 Budget FY: 2016

STATE OF IOWA
 EXPENDITURES FOR OBJECT CLASSES 418 AND 510
 (Appendix A)

Page: 131 of 176
 Run Date: 09/21/2016
 Run Time: 04:00:30 AM

Month	Department	Department Name	Object Class	Object	Object Name	Posting Am
July	553	IPERS	510	3820	Desktop SW Purchase or License	3,502.96
				3850	Desktop SW Maintenance,Consumable	6,770.26
				3940	Server HW Maintenance,Consumable	6,911.00
				3950	Server SW Maintenance,Consumable	420,259.93
				4040	Network HW Maintenance,Consumable	26,428.25
August				3820	Desktop SW Purchase or License	246.78
				3830	Desktop Misc,Parts,Supplies,Consumable	980.25
				3850	Desktop SW Maintenance,Consumable	2,321.94
				3911	Server HW Purchase or Lease-Inventory	13,875.00
				3920	Server SW Purchase or License	107.80
				4030	Network Misc,Parts,Supplies,Consumable	314.00
September				3810	Desktop HW Purchase or Lease-Non Inventory	1,560.51
				3820	Desktop SW Purchase or License	3,398.07
				3830	Desktop Misc,Parts,Supplies,Consumable	463.51
				3920	Server SW Purchase or License	2,500.00
				3930	Server Misc,Parts,Supplies,Consumable	1,796.22
				3950	Server SW Maintenance,Consumable	48,012.78
				4010	Network HW Purchase or Lease-Non Inventory	3,999.00
				4030	Network Misc,Parts,Supplies,Consumable	7,635.32
				4710	Printer HW Purchase or Lease-Non Inventory	1,275.42
October				3820	Desktop SW Purchase or License	17,792.10
				3850	Desktop SW Maintenance,Consumable	1,953.00
				3920	Server SW Purchase or License	9,363.12
				3930	Server Misc,Parts,Supplies,Consumable	311.88
				3950	Server SW Maintenance,Consumable	3,557.22

Report ID: TGB
 Source: I/3 Finance
 Budget FY: 2016

STATE OF IOWA
 EXPENDITURES FOR OBJECT CLASSES 418 AND 510
 (Appendix A)

Page: 132 of 176
 Run Date: 09/21/2016
 Run Time: 04:00:30 AM

Month	Department	Department Name	Object Class	Object	Object Name	Posting Am
November	553	IPERS	510	3810	Desktop HW Purchase or Lease-Non Inventory	4,993.15
				3830	Desktop Misc,Parts,Supplies,Consumable	3,702.00
				3920	Server SW Purchase or License	1,000.00
				3930	Server Misc,Parts,Supplies,Consumable	100.85
				3950	Server SW Maintenance,Consumable	22,875.13
				4010	Network HW Purchase or Lease-Non Inventory	1,099.96
				4030	Network Misc,Parts,Supplies,Consumable	1,290.69
				4710	Printer HW Purchase or Lease-Non Inventory	349.00
December				3811	Desktop HW Purchase or Lease-Inventory	536.17
				3830	Desktop Misc,Parts,Supplies,Consumable	762.56
				3911	Server HW Purchase or Lease-Inventory	18,757.40
				3930	Server Misc,Parts,Supplies,Consumable	463.20
				3950	Server SW Maintenance,Consumable	1,198.58
				4011	Network HW Purchase or Lease-Inventory	1,300.70
				4020	Network SW Purchase or License	4,177.99
				4030	Network Misc,Parts,Supplies,Consumable	(2,443.36)
January				3820	Desktop SW Purchase or License	638.90
				3920	Server SW Purchase or License	259.99
				4710	Printer HW Purchase or Lease-Non Inventory	3,793.30
				4740	Printer HW Maintenance,Consumable	2,082.62
February				3810	Desktop HW Purchase or Lease-Non Inventory	8,133.54
				3830	Desktop Misc,Parts,Supplies,Consumable	2,623.64
				3850	Desktop SW Maintenance,Consumable	27.10
				4030	Network Misc,Parts,Supplies,Consumable	1,831.58
March				3810	Desktop HW Purchase or Lease-Non Inventory	716.32

Report ID: TGB
 Source: I/3 Finance
 Budget FY: 2016

STATE OF IOWA
 EXPENDITURES FOR OBJECT CLASSES 418 AND 510
 (Appendix A)

Page: 133 of 176
 Run Date: 09/21/2016
 Run Time: 04:00:30 AM

Month	Department	Department Name	Object Class	Object	Object Name	Posting Am
March	553	IPERS	510	3820	Desktop SW Purchase or License	300.00
				3830	Desktop Misc,Parts,Supplies,Consumable	5,997.50
				3850	Desktop SW Maintenance,Consumable	720.00
				3950	Server SW Maintenance,Consumable	7,424.00
				4020	Network SW Purchase or License	410.00
April				3810	Desktop HW Purchase or Lease-Non Inventory	2,262.79
				3820	Desktop SW Purchase or License	1,650.18
				3830	Desktop Misc,Parts,Supplies,Consumable	1,203.80
May				3830	Desktop Misc,Parts,Supplies,Consumable	2,365.26
				3910	Server HW Purchase or Lease-Non Inventory	4,796.23
				4730	Printer Misc,Parts,Supplies,Consumable	384.08
June				3820	Desktop SW Purchase or License	17,799.80
				3830	Desktop Misc,Parts,Supplies,Consumable	382.68
				3850	Desktop SW Maintenance,Consumable	38,368.44
				3920	Server SW Purchase or License	65,290.00
				4011	Network HW Purchase or Lease-Inventory	35,020.05
				4030	Network Misc,Parts,Supplies,Consumable	546.60
				4040	Network HW Maintenance,Consumable	40,497.03
				4050	Network SW Maintenance,Consumable	328,582.36
				4710	Printer HW Purchase or Lease-Non Inventory	220.22
July (H/O)				3810	Desktop HW Purchase or Lease-Non Inventory	6,695.63
				3911	Server HW Purchase or Lease-Inventory	35,662.35
				3930	Server Misc,Parts,Supplies,Consumable	14.04
				3940	Server HW Maintenance,Consumable	11,873.22
				3950	Server SW Maintenance,Consumable	3,150.00

Report ID: TGB
 Source: I/3 Finance
 Budget FY: 2016

STATE OF IOWA
 EXPENDITURES FOR OBJECT CLASSES 418 AND 510
 (Appendix A)

Page: 134 of 176
 Run Date: 09/21/2016
 Run Time: 04:00:30 AM

Month	Department	Department Name	Object Class	Object	Object Name	Posting Am
July (H/O)	553	IPERS	510	4030	Network Misc,Parts,Supplies,Consumable	3,298.88
				4050	Network SW Maintenance,Consumable	(303,584.36)
				4750	Printer SW Maintenance,Consumable	7,645.26
August (H/O)				3911	Server HW Purchase or Lease-Inventory	39,474.48
				3920	Server SW Purchase or License	8,145.90
				3930	Server Misc,Parts,Supplies,Consumable	17,666.72
				3950	Server SW Maintenance,Consumable	4,610.36
	553	IPERS	510		Sum:	1,054,480.83

Month	Department	Department Name	Object Class	Object	Object Name	Posting Am
September	572	Public Employment Relations	418	4181	IT Professional Services	4,000.00
February				4181	IT Professional Services	1,800.00
	572	Public Employment Relations	418		Sum:	5,800.00

Month	Department	Department Name	Object Class	Object	Object Name	Posting Am
May	572	Public Employment Relations	510	3810	Desktop HW Purchase or Lease-Non Inventory	9,710.94
	572	Public Employment Relations	510		Sum:	9,710.94

Month	Department	Department Name	Object Class	Object	Object Name	Posting Am
August	582	Public Defense, Dept Of	418	4181	IT Professional Services	64.15
September				4181	IT Professional Services	68.00
October				4181	IT Professional Services	10,911.00
December				4181	IT Professional Services	177.00
February				4181	IT Professional Services	34.48

Report ID: TGB
 Source: I/3 Finance
 Budget FY: 2016

STATE OF IOWA
 EXPENDITURES FOR OBJECT CLASSES 418 AND 510
 (Appendix A)

Page: 135 of 176
 Run Date: 09/21/2016
 Run Time: 04:00:30 AM

Month	Department	Department Name	Object Class	Object	Object Name	Posting Am
March	582	Public Defense, Dept Of	418	4181	IT Professional Services	68.00
June				4181	IT Professional Services	68.00
July (H/O)				4181	IT Professional Services	136.00
	582	Public Defense, Dept Of	418			Sum: 11,526.63

Month	Department	Department Name	Object Class	Object	Object Name	Posting Am
July	582	Public Defense, Dept Of	510	3930	Server Misc,Parts,Supplies,Consumable	21,893.00
				4730	Printer Misc,Parts,Supplies,Consumable	108.00
August				3820	Desktop SW Purchase or License	171.08
				3850	Desktop SW Maintenance,Consumable	303.54
				4010	Network HW Purchase or Lease-Non Inventory	577.30
				4730	Printer Misc,Parts,Supplies,Consumable	279.50
September				3820	Desktop SW Purchase or License	14,911.97
				3850	Desktop SW Maintenance,Consumable	59.00
				3910	Server HW Purchase or Lease-Non Inventory	798.00
				3911	Server HW Purchase or Lease-Inventory	14,826.77
				3920	Server SW Purchase or License	69.99
				3930	Server Misc,Parts,Supplies,Consumable	11,769.02
				3940	Server HW Maintenance,Consumable	2,576.80
				3950	Server SW Maintenance,Consumable	259.00
				4010	Network HW Purchase or Lease-Non Inventory	577.30
				4730	Printer Misc,Parts,Supplies,Consumable	153.75
October				3830	Desktop Misc,Parts,Supplies,Consumable	135.94
				3920	Server SW Purchase or License	720.22
				3940	Server HW Maintenance,Consumable	2,544.00

Report ID: TGB
 Source: I/3 Finance
 Budget FY: 2016

STATE OF IOWA
 EXPENDITURES FOR OBJECT CLASSES 418 AND 510
 (Appendix A)

Page: 136 of 176
 Run Date: 09/21/2016
 Run Time: 04:00:30 AM

Month	Department	Department Name	Object Class	Object	Object Name	Posting Am
October	582	Public Defense, Dept Of	510	3950	Server SW Maintenance,Consumable	1,338.19
				4010	Network HW Purchase or Lease-Non Inventory	575.33
				4710	Printer HW Purchase or Lease-Non Inventory	215.99
				4711	Printer HW Purchase or Lease-Inventory	1,348.00
				4730	Printer Misc,Parts,Supplies,Consumable	1,481.50
November				3810	Desktop HW Purchase or Lease-Non Inventory	17,059.80
				3820	Desktop SW Purchase or License	13,332.35
				3830	Desktop Misc,Parts,Supplies,Consumable	268.37
				3850	Desktop SW Maintenance,Consumable	5,988.00
				3920	Server SW Purchase or License	2,319.73
				3930	Server Misc,Parts,Supplies,Consumable	675.40
				3950	Server SW Maintenance,Consumable	3,933.00
				4040	Network HW Maintenance,Consumable	1,812.72
				4730	Printer Misc,Parts,Supplies,Consumable	270.00
December				3810	Desktop HW Purchase or Lease-Non Inventory	11,100.75
				3820	Desktop SW Purchase or License	84.00
				3830	Desktop Misc,Parts,Supplies,Consumable	210.92
				3920	Server SW Purchase or License	18.17
				3930	Server Misc,Parts,Supplies,Consumable	1,547.00
				4730	Printer Misc,Parts,Supplies,Consumable	1,038.00
				4740	Printer HW Maintenance,Consumable	146.00
January				3820	Desktop SW Purchase or License	765.42
				3920	Server SW Purchase or License	69.99
February				3811	Desktop HW Purchase or Lease-Inventory	860.00
				3820	Desktop SW Purchase or License	2,833.28

Report ID: TGB
 Source: I/3 Finance
 Budget FY: 2016

STATE OF IOWA
 EXPENDITURES FOR OBJECT CLASSES 418 AND 510
 (Appendix A)

Page: 137 of 176
 Run Date: 09/21/2016
 Run Time: 04:00:30 AM

Month	Department	Department Name	Object Class	Object	Object Name	Posting Am
February	582	Public Defense, Dept Of	510	3830	Desktop Misc,Parts,Supplies,Consumable	170.84
				3850	Desktop SW Maintenance,Consumable	2,750.00
				3920	Server SW Purchase or License	130.56
				3930	Server Misc,Parts,Supplies,Consumable	494.35
				4730	Printer Misc,Parts,Supplies,Consumable	587.80
				4750	Printer SW Maintenance,Consumable	100.00
March				3911	Server HW Purchase or Lease-Inventory	4,080.00
				3920	Server SW Purchase or License	855.00
				3950	Server SW Maintenance,Consumable	1,282.76
				4030	Network Misc,Parts,Supplies,Consumable	2,000.00
April				3810	Desktop HW Purchase or Lease-Non Inventory	527.48
				3820	Desktop SW Purchase or License	1,793.00
				3830	Desktop Misc,Parts,Supplies,Consumable	183.37
				3950	Server SW Maintenance,Consumable	1,611.00
				4030	Network Misc,Parts,Supplies,Consumable	94.81
				4730	Printer Misc,Parts,Supplies,Consumable	874.00
May				3811	Desktop HW Purchase or Lease-Inventory	(602.00)
				3920	Server SW Purchase or License	338.80
				3930	Server Misc,Parts,Supplies,Consumable	1,465.00
				4030	Network Misc,Parts,Supplies,Consumable	468.60
				4730	Printer Misc,Parts,Supplies,Consumable	633.25
				4740	Printer HW Maintenance,Consumable	80.00
June				3920	Server SW Purchase or License	2,607.00
				3950	Server SW Maintenance,Consumable	4,397.50
				4730	Printer Misc,Parts,Supplies,Consumable	478.75

Report ID: TGB
 Source: I/3 Finance
 Budget FY: 2016

STATE OF IOWA
 EXPENDITURES FOR OBJECT CLASSES 418 AND 510
 (Appendix A)

Page: 138 of 176
 Run Date: 09/21/2016
 Run Time: 04:00:30 AM

Month	Department	Department Name	Object Class	Object	Object Name	Posting Am
July (H/O)	582	Public Defense, Dept Of	510	3820	Desktop SW Purchase or License	5,965.93
				3830	Desktop Misc,Parts,Supplies,Consumable	49.53
				3850	Desktop SW Maintenance,Consumable	1,517.82
				3920	Server SW Purchase or License	3,217.79
				3950	Server SW Maintenance,Consumable	102.00
				4020	Network SW Purchase or License	1,950.00
				4030	Network Misc,Parts,Supplies,Consumable	198.00
				4711	Printer HW Purchase or Lease-Inventory	255.76
				4740	Printer HW Maintenance,Consumable	408.45
August (H/O)				3810	Desktop HW Purchase or Lease-Non Inventory	1,251.14
				3830	Desktop Misc,Parts,Supplies,Consumable	44.99
				3850	Desktop SW Maintenance,Consumable	445.00
				3911	Server HW Purchase or Lease-Inventory	9,229.47
				3920	Server SW Purchase or License	1,120.00
				3930	Server Misc,Parts,Supplies,Consumable	1,472.00
				3950	Server SW Maintenance,Consumable	16,975.00
				4011	Network HW Purchase or Lease-Inventory	5,028.92
				4711	Printer HW Purchase or Lease-Inventory	8,500.00
				4740	Printer HW Maintenance,Consumable	146.00
	582	Public Defense, Dept Of	510		Sum:	227,305.76

Month	Department	Department Name	Object Class	Object	Object Name	Posting Am
February	583	Dept of Homeland Security and Emergency	418	4181	IT Professional Services	327.00
	583	Dept of Homeland Security and Emergenc	418		Sum:	327.00

Report ID: TGB
 Source: I/3 Finance
 Budget FY: 2016

STATE OF IOWA
 EXPENDITURES FOR OBJECT CLASSES 418 AND 510
 (Appendix A)

Page: 139 of 176
 Run Date: 09/21/2016
 Run Time: 04:00:30 AM

Month	Department	Department Name	Object Class	Object	Object Name	Posting Am
August	583	Dept of Homeland Security and Emergency	510	3810	Desktop HW Purchase or Lease-Non Inventory	179.39
				3920	Server SW Purchase or License	1,538.00
				4730	Printer Misc,Parts,Supplies,Consumable	118.16
September				3820	Desktop SW Purchase or License	99.99
				3830	Desktop Misc,Parts,Supplies,Consumable	127.48
				3910	Server HW Purchase or Lease-Non Inventory	254.00
				3920	Server SW Purchase or License	187,750.00
October				3920	Server SW Purchase or License	13,940.00
				4710	Printer HW Purchase or Lease-Non Inventory	4,426.41
November				3950	Server SW Maintenance,Consumable	19,577.50
				4010	Network HW Purchase or Lease-Non Inventory	15,723.36
December				3810	Desktop HW Purchase or Lease-Non Inventory	8,444.06
				3920	Server SW Purchase or License	1,468.00
				3950	Server SW Maintenance,Consumable	101,263.64
				4010	Network HW Purchase or Lease-Non Inventory	(30.00)
				4710	Printer HW Purchase or Lease-Non Inventory	2,703.40
February				3810	Desktop HW Purchase or Lease-Non Inventory	1,529.27
				3920	Server SW Purchase or License	28,965.00
March				3920	Server SW Purchase or License	1,000.00
				3950	Server SW Maintenance,Consumable	4,377.60
April				3920	Server SW Purchase or License	751.00
				4020	Network SW Purchase or License	257.00
May				3910	Server HW Purchase or Lease-Non Inventory	8,801.05
June				3810	Desktop HW Purchase or Lease-Non Inventory	43,178.89
				3820	Desktop SW Purchase or License	11,928.00

Report ID: TGB
 Source: I/3 Finance
 Budget FY: 2016

STATE OF IOWA
 EXPENDITURES FOR OBJECT CLASSES 418 AND 510
 (Appendix A)

Page: 140 of 176
 Run Date: 09/21/2016
 Run Time: 04:00:30 AM

Month	Department	Department Name	Object Class	Object	Object Name	Posting Am
June	583	Dept of Homeland Security and Emergency	510	3920	Server SW Purchase or License	1,160.00
July (H/O)				3920	Server SW Purchase or License	20,210.00
				3930	Server Misc,Parts,Supplies,Consumable	10,609.36
	583	Dept of Homeland Security and Emergenc	510			Sum: 490,350.56

Month	Department	Department Name	Object Class	Object	Object Name	Posting Am
July (H/O)	584	Public Defense, Capitals	510	4020	Network SW Purchase or License	650.00
	584	Public Defense, Capitals	510			Sum: 650.00

Month	Department	Department Name	Object Class	Object	Object Name	Posting Am
August	588	Public Health, Dept Of	418	4181	IT Professional Services	172,106.50
September				4181	IT Professional Services	798,888.89
				4184	IT Technical Consultants	28,800.00
October				4181	IT Professional Services	423,563.30
				4184	IT Technical Consultants	185,943.74
November				4181	IT Professional Services	131,070.74
				4184	IT Technical Consultants	83,943.69
December				4181	IT Professional Services	382,203.03
				4184	IT Technical Consultants	225,589.91
January				4181	IT Professional Services	168,604.81
				4184	IT Technical Consultants	252,517.50
February				4181	IT Professional Services	113,057.21
				4184	IT Technical Consultants	136,157.51
March				4181	IT Professional Services	634,553.08

Report ID: TGB
 Source: I/3 Finance
 Budget FY: 2016

STATE OF IOWA
 EXPENDITURES FOR OBJECT CLASSES 418 AND 510
 (Appendix A)

Page: 141 of 176
 Run Date: 09/21/2016
 Run Time: 04:00:30 AM

Month	Department	Department Name	Object Class	Object	Object Name	Posting Am
March	588	Public Health, Dept Of	418	4184	IT Technical Consultants	143,684.92
April				4181	IT Professional Services	201,052.75
				4184	IT Technical Consultants	347,994.19
May				4181	IT Professional Services	475,967.71
				4184	IT Technical Consultants	74,327.36
June				4181	IT Professional Services	285,688.33
				4184	IT Technical Consultants	188,996.52
July (H/O)				4181	IT Professional Services	1,738,205.67
				4184	IT Technical Consultants	229,916.02
August (H/O)				4181	IT Professional Services	124,988.11
				4184	IT Technical Consultants	321,195.47
	588	Public Health, Dept Of	418		Sum:	7,869,016.96

Month	Department	Department Name	Object Class	Object	Object Name	Posting Am
July	588	Public Health, Dept Of	510	3810	Desktop HW Purchase or Lease-Non Inventory	6,440.40
				3820	Desktop SW Purchase or License	8,270.92
				3830	Desktop Misc,Parts,Supplies,Consumable	29.98
				3920	Server SW Purchase or License	11,206.22
				3950	Server SW Maintenance,Consumable	11,950.00
August				3810	Desktop HW Purchase or Lease-Non Inventory	17,953.60
				3820	Desktop SW Purchase or License	6,035.32
				3830	Desktop Misc,Parts,Supplies,Consumable	(62.00)
				3920	Server SW Purchase or License	137,970.39
				4710	Printer HW Purchase or Lease-Non Inventory	2,564.05
September				3810	Desktop HW Purchase or Lease-Non Inventory	129,216.49

Report ID: TGB
 Source: I/3 Finance
 Budget FY: 2016

STATE OF IOWA
 EXPENDITURES FOR OBJECT CLASSES 418 AND 510
 (Appendix A)

Page: 142 of 176
 Run Date: 09/21/2016
 Run Time: 04:00:30 AM

Month	Department	Department Name	Object Class	Object	Object Name	Posting Am
September	588	Public Health, Dept Of	510	3820	Desktop SW Purchase or License	16,087.04
				3830	Desktop Misc,Parts,Supplies,Consumable	1,424.20
				3850	Desktop SW Maintenance,Consumable	413.49
				3920	Server SW Purchase or License	98,928.55
				3940	Server HW Maintenance,Consumable	1,715.00
				4730	Printer Misc,Parts,Supplies,Consumable	810.80
				4740	Printer HW Maintenance,Consumable	1,073.66
October				3810	Desktop HW Purchase or Lease-Non Inventory	2,284.90
				3820	Desktop SW Purchase or License	2,308.85
				3830	Desktop Misc,Parts,Supplies,Consumable	11,665.51
				3850	Desktop SW Maintenance,Consumable	283.50
				3920	Server SW Purchase or License	169,693.64
				3940	Server HW Maintenance,Consumable	69,527.90
				3950	Server SW Maintenance,Consumable	51,228.24
				4020	Network SW Purchase or License	19,297.71
				4730	Printer Misc,Parts,Supplies,Consumable	319.83
November				3810	Desktop HW Purchase or Lease-Non Inventory	4,810.43
				3820	Desktop SW Purchase or License	2,983.14
				3830	Desktop Misc,Parts,Supplies,Consumable	1,202.97
				3850	Desktop SW Maintenance,Consumable	470.93
				3920	Server SW Purchase or License	5,695.00
				3940	Server HW Maintenance,Consumable	(60.52)
				3950	Server SW Maintenance,Consumable	7,000.00
				4030	Network Misc,Parts,Supplies,Consumable	59.00
				4730	Printer Misc,Parts,Supplies,Consumable	727.00

Report ID: TGB
 Source: I/3 Finance
 Budget FY: 2016

STATE OF IOWA
 EXPENDITURES FOR OBJECT CLASSES 418 AND 510
 (Appendix A)

Page: 143 of 176
 Run Date: 09/21/2016
 Run Time: 04:00:30 AM

Month	Department	Department Name	Object Class	Object	Object Name	Posting Am
December	588	Public Health, Dept Of	510	3810	Desktop HW Purchase or Lease-Non Inventory	10,224.90
				3820	Desktop SW Purchase or License	3,049.55
				3830	Desktop Misc,Parts,Supplies,Consumable	170.96
				3850	Desktop SW Maintenance,Consumable	413.50
				3910	Server HW Purchase or Lease-Non Inventory	14,096.00
				3930	Server Misc,Parts,Supplies,Consumable	10,321.25
				3950	Server SW Maintenance,Consumable	4,700.00
				4710	Printer HW Purchase or Lease-Non Inventory	635.08
				4740	Printer HW Maintenance,Consumable	532.42
January				3810	Desktop HW Purchase or Lease-Non Inventory	3,338.75
				3820	Desktop SW Purchase or License	14,157.95
				3830	Desktop Misc,Parts,Supplies,Consumable	377.00
				3850	Desktop SW Maintenance,Consumable	720.00
				3920	Server SW Purchase or License	(2,696.24)
				3950	Server SW Maintenance,Consumable	4,010.80
				4710	Printer HW Purchase or Lease-Non Inventory	714.28
				4740	Printer HW Maintenance,Consumable	365.68
February				3810	Desktop HW Purchase or Lease-Non Inventory	6,211.13
				3820	Desktop SW Purchase or License	6,696.73
				3830	Desktop Misc,Parts,Supplies,Consumable	50,418.77
				3850	Desktop SW Maintenance,Consumable	630.00
				4710	Printer HW Purchase or Lease-Non Inventory	180.00
				4740	Printer HW Maintenance,Consumable	204.24
March				3810	Desktop HW Purchase or Lease-Non Inventory	14,425.37
				3820	Desktop SW Purchase or License	14,417.39

Report ID: TGB
 Source: I/3 Finance
 Budget FY: 2016

STATE OF IOWA
 EXPENDITURES FOR OBJECT CLASSES 418 AND 510
 (Appendix A)

Page: 144 of 176
 Run Date: 09/21/2016
 Run Time: 04:00:30 AM

Month	Department	Department Name	Object Class	Object	Object Name	Posting Am
March	588	Public Health, Dept Of	510	3830	Desktop Misc,Parts,Supplies,Consumable	2,045.06
				3850	Desktop SW Maintenance,Consumable	413.49
				3910	Server HW Purchase or Lease-Non Inventory	1,286.00
				3920	Server SW Purchase or License	18,109.31
				3950	Server SW Maintenance,Consumable	19,430.00
				4710	Printer HW Purchase or Lease-Non Inventory	180.00
				4740	Printer HW Maintenance,Consumable	299.07
April				3810	Desktop HW Purchase or Lease-Non Inventory	21,761.98
				3820	Desktop SW Purchase or License	68,959.29
				3830	Desktop Misc,Parts,Supplies,Consumable	574.81
				3911	Server HW Purchase or Lease-Inventory	627.00
				3920	Server SW Purchase or License	2,549.42
				3930	Server Misc,Parts,Supplies,Consumable	3,886.44
				3950	Server SW Maintenance,Consumable	11,950.00
				4710	Printer HW Purchase or Lease-Non Inventory	180.00
				4730	Printer Misc,Parts,Supplies,Consumable	229.08
May				3810	Desktop HW Purchase or Lease-Non Inventory	67,140.52
				3820	Desktop SW Purchase or License	7,757.43
				3830	Desktop Misc,Parts,Supplies,Consumable	617.19
				3840	Desktop HW Maintenance,Consumable	162.54
				3850	Desktop SW Maintenance,Consumable	467.01
				3940	Server HW Maintenance,Consumable	126.30
				4040	Network HW Maintenance,Consumable	140.40
				4710	Printer HW Purchase or Lease-Non Inventory	309.00
				4730	Printer Misc,Parts,Supplies,Consumable	158.32

Report ID: TGB
 Source: I/3 Finance
 Budget FY: 2016

STATE OF IOWA
 EXPENDITURES FOR OBJECT CLASSES 418 AND 510
 (Appendix A)

Page: 145 of 176
 Run Date: 09/21/2016
 Run Time: 04:00:30 AM

Month	Department	Department Name	Object Class	Object	Object Name	Posting Am
May	588	Public Health, Dept Of	510	4740	Printer HW Maintenance,Consumable	178.42
June				3810	Desktop HW Purchase or Lease-Non Inventory	46,509.48
				3820	Desktop SW Purchase or License	30,496.68
				3830	Desktop Misc,Parts,Supplies,Consumable	3,503.42
				3850	Desktop SW Maintenance,Consumable	612.04
				3920	Server SW Purchase or License	36,114.14
				3950	Server SW Maintenance,Consumable	21,332.75
				4040	Network HW Maintenance,Consumable	(35.10)
				4711	Printer HW Purchase or Lease-Inventory	8,165.00
				4730	Printer Misc,Parts,Supplies,Consumable	1,471.20
				4740	Printer HW Maintenance,Consumable	326.34
July (H/O)				3810	Desktop HW Purchase or Lease-Non Inventory	5,202.98
				3820	Desktop SW Purchase or License	18,839.36
				3830	Desktop Misc,Parts,Supplies,Consumable	1,556.48
				3850	Desktop SW Maintenance,Consumable	587.43
				3920	Server SW Purchase or License	185.00
				3950	Server SW Maintenance,Consumable	(8,250.00)
				4710	Printer HW Purchase or Lease-Non Inventory	1,163.74
				4730	Printer Misc,Parts,Supplies,Consumable	94.76
				4740	Printer HW Maintenance,Consumable	477.30
August (H/O)				3810	Desktop HW Purchase or Lease-Non Inventory	2,079.75
				3830	Desktop Misc,Parts,Supplies,Consumable	39.00
	588	Public Health, Dept Of	510		Sum:	1,359,851.48

Month	Department	Department Name	Object Class	Object	Object Name	Posting Am
-------	------------	-----------------	--------------	--------	-------------	------------

Report ID: TGB
 Source: I/3 Finance
 Budget FY: 2016

STATE OF IOWA
 EXPENDITURES FOR OBJECT CLASSES 418 AND 510
 (Appendix A)

Page: 146 of 176
 Run Date: 09/21/2016
 Run Time: 04:00:30 AM

Month	Department	Department Name	Object Class	Object	Object Name	Posting Am
August	595	Public Safety, Dept Of	418	4181	IT Professional Services	1,660.00
September				4181	IT Professional Services	11,467.33
October				4181	IT Professional Services	(1,067.33)
November				4181	IT Professional Services	33,966.00
December				4181	IT Professional Services	150.00
January				4181	IT Professional Services	26,775.00
February				4181	IT Professional Services	20,000.00
March				4181	IT Professional Services	36,300.00
April				4181	IT Professional Services	29,471.00
May				4181	IT Professional Services	9,500.00
June				4181	IT Professional Services	29,448.00
	595	Public Safety, Dept Of	418			Sum: 197,670.00

Month	Department	Department Name	Object Class	Object	Object Name	Posting Am
July	595	Public Safety, Dept Of	510	3830	Desktop Misc,Parts,Supplies,Consumable	14,998.50
				4010	Network HW Purchase or Lease-Non Inventory	(6,180.78)
August				3820	Desktop SW Purchase or License	14,373.31
				3830	Desktop Misc,Parts,Supplies,Consumable	4,304.52
				3850	Desktop SW Maintenance,Consumable	6,197.98
				3950	Server SW Maintenance,Consumable	325,400.90
				4010	Network HW Purchase or Lease-Non Inventory	1,213.70
				4030	Network Misc,Parts,Supplies,Consumable	63.98
September				3810	Desktop HW Purchase or Lease-Non Inventory	5,772.06
				3820	Desktop SW Purchase or License	4,392.42
				3830	Desktop Misc,Parts,Supplies,Consumable	3,548.91

Report ID: TGB
 Source: I/3 Finance
 Budget FY: 2016

STATE OF IOWA
 EXPENDITURES FOR OBJECT CLASSES 418 AND 510
 (Appendix A)

Page: 147 of 176
 Run Date: 09/21/2016
 Run Time: 04:00:30 AM

Month	Department	Department Name	Object Class	Object	Object Name	Posting Am
September	595	Public Safety, Dept Of	510	3840	Desktop HW Maintenance,Consumable	189.04
				3850	Desktop SW Maintenance,Consumable	5,137.88
				3920	Server SW Purchase or License	41.37
				3930	Server Misc,Parts,Supplies,Consumable	814.68
				3940	Server HW Maintenance,Consumable	18,588.01
				3950	Server SW Maintenance,Consumable	86,061.25
				4010	Network HW Purchase or Lease-Non Inventory	56,359.13
				4030	Network Misc,Parts,Supplies,Consumable	5,662.16
				4710	Printer HW Purchase or Lease-Non Inventory	1,422.99
October				3810	Desktop HW Purchase or Lease-Non Inventory	8,313.35
				3820	Desktop SW Purchase or License	5,249.51
				3830	Desktop Misc,Parts,Supplies,Consumable	5,120.44
				3840	Desktop HW Maintenance,Consumable	1,993.60
				3850	Desktop SW Maintenance,Consumable	24,707.06
				3930	Server Misc,Parts,Supplies,Consumable	16,167.29
				3950	Server SW Maintenance,Consumable	267.75
				4030	Network Misc,Parts,Supplies,Consumable	1,789.72
				4710	Printer HW Purchase or Lease-Non Inventory	1,909.73
				4730	Printer Misc,Parts,Supplies,Consumable	119.96
November				3810	Desktop HW Purchase or Lease-Non Inventory	1,077.02
				3820	Desktop SW Purchase or License	4,336.82
				3830	Desktop Misc,Parts,Supplies,Consumable	1,936.90
				3840	Desktop HW Maintenance,Consumable	294.40
				3850	Desktop SW Maintenance,Consumable	1,654.05
				3930	Server Misc,Parts,Supplies,Consumable	1,159.10

Report ID: TGB
 Source: I/3 Finance
 Budget FY: 2016

STATE OF IOWA
 EXPENDITURES FOR OBJECT CLASSES 418 AND 510
 (Appendix A)

Page: 148 of 176
 Run Date: 09/21/2016
 Run Time: 04:00:30 AM

Month	Department	Department Name	Object Class	Object	Object Name	Posting Am
November	595	Public Safety, Dept Of	510	3950	Server SW Maintenance,Consumable	13,019.80
				4010	Network HW Purchase or Lease-Non Inventory	(1,980.72)
				4710	Printer HW Purchase or Lease-Non Inventory	1,951.00
				4730	Printer Misc,Parts,Supplies,Consumable	188.14
December				3810	Desktop HW Purchase or Lease-Non Inventory	8,582.26
				3820	Desktop SW Purchase or License	32,162.72
				3830	Desktop Misc,Parts,Supplies,Consumable	21,009.48
				3840	Desktop HW Maintenance,Consumable	1,345.00
				3850	Desktop SW Maintenance,Consumable	39,843.44
				3910	Server HW Purchase or Lease-Non Inventory	24,843.05
				3911	Server HW Purchase or Lease-Inventory	133,906.80
				3920	Server SW Purchase or License	41,680.23
				3940	Server HW Maintenance,Consumable	57,735.00
				3950	Server SW Maintenance,Consumable	46,229.60
				4030	Network Misc,Parts,Supplies,Consumable	2,426.73
				4710	Printer HW Purchase or Lease-Non Inventory	478.00
				4730	Printer Misc,Parts,Supplies,Consumable	723.72
January				3810	Desktop HW Purchase or Lease-Non Inventory	4,248.70
				3820	Desktop SW Purchase or License	232.98
				3830	Desktop Misc,Parts,Supplies,Consumable	7,307.89
				3930	Server Misc,Parts,Supplies,Consumable	3,691.10
				3950	Server SW Maintenance,Consumable	13,287.55
				4020	Network SW Purchase or License	153,780.00
				4040	Network HW Maintenance,Consumable	57,844.41
				4710	Printer HW Purchase or Lease-Non Inventory	2,952.97

Report ID: TGB
 Source: I/3 Finance
 Budget FY: 2016

STATE OF IOWA
 EXPENDITURES FOR OBJECT CLASSES 418 AND 510
 (Appendix A)

Page: 149 of 176
 Run Date: 09/21/2016
 Run Time: 04:00:30 AM

Month	Department	Department Name	Object Class	Object	Object Name	Posting Am
January	595	Public Safety, Dept Of	510	4730	Printer Misc,Parts,Supplies,Consumable	188.55
February				3810	Desktop HW Purchase or Lease-Non Inventory	147,224.43
				3820	Desktop SW Purchase or License	74,470.09
				3830	Desktop Misc,Parts,Supplies,Consumable	3,604.27
				3840	Desktop HW Maintenance,Consumable	13,674.00
				3910	Server HW Purchase or Lease-Non Inventory	5,285.56
				3940	Server HW Maintenance,Consumable	0.01
				3950	Server SW Maintenance,Consumable	51,070.32
				4710	Printer HW Purchase or Lease-Non Inventory	597.99
				4730	Printer Misc,Parts,Supplies,Consumable	32.00
March				3810	Desktop HW Purchase or Lease-Non Inventory	24,436.52
				3820	Desktop SW Purchase or License	3,494.85
				3830	Desktop Misc,Parts,Supplies,Consumable	5,751.27
				3840	Desktop HW Maintenance,Consumable	2,219.97
				3920	Server SW Purchase or License	8,353.80
				3930	Server Misc,Parts,Supplies,Consumable	3,665.16
				3950	Server SW Maintenance,Consumable	13,019.80
				4010	Network HW Purchase or Lease-Non Inventory	1,896.90
				4020	Network SW Purchase or License	115.85
				4030	Network Misc,Parts,Supplies,Consumable	12,551.93
				4040	Network HW Maintenance,Consumable	9,796.25
				4710	Printer HW Purchase or Lease-Non Inventory	367.08
				4730	Printer Misc,Parts,Supplies,Consumable	1,286.44
April				3810	Desktop HW Purchase or Lease-Non Inventory	1,605.00
				3820	Desktop SW Purchase or License	27,146.73

Report ID: TGB
 Source: I/3 Finance
 Budget FY: 2016

STATE OF IOWA
 EXPENDITURES FOR OBJECT CLASSES 418 AND 510
 (Appendix A)

Page: 150 of 176
 Run Date: 09/21/2016
 Run Time: 04:00:30 AM

Month	Department	Department Name	Object Class	Object	Object Name	Posting Am
April	595	Public Safety, Dept Of	510	3830	Desktop Misc,Parts,Supplies,Consumable	12,789.04
				3840	Desktop HW Maintenance,Consumable	80.00
				3850	Desktop SW Maintenance,Consumable	235,904.33
				3930	Server Misc,Parts,Supplies,Consumable	1,477.82
				3950	Server SW Maintenance,Consumable	75,581.76
				4010	Network HW Purchase or Lease-Non Inventory	23,825.56
				4011	Network HW Purchase or Lease-Inventory	6,030.49
				4020	Network SW Purchase or License	1,300.00
				4030	Network Misc,Parts,Supplies,Consumable	520.00
				4040	Network HW Maintenance,Consumable	4,148.34
				4710	Printer HW Purchase or Lease-Non Inventory	1,377.08
				4730	Printer Misc,Parts,Supplies,Consumable	125.50
May				3810	Desktop HW Purchase or Lease-Non Inventory	40,323.32
				3820	Desktop SW Purchase or License	11,337.74
				3830	Desktop Misc,Parts,Supplies,Consumable	20,411.21
				3840	Desktop HW Maintenance,Consumable	4,605.50
				3850	Desktop SW Maintenance,Consumable	11,460.28
				3911	Server HW Purchase or Lease-Inventory	37,408.51
				3950	Server SW Maintenance,Consumable	30,970.53
				4030	Network Misc,Parts,Supplies,Consumable	92.27
				4050	Network SW Maintenance,Consumable	79,000.00
				4730	Printer Misc,Parts,Supplies,Consumable	39.95
June				3810	Desktop HW Purchase or Lease-Non Inventory	13,838.98
				3820	Desktop SW Purchase or License	20,618.43
				3830	Desktop Misc,Parts,Supplies,Consumable	11,698.57

Report ID: TGB
 Source: I/3 Finance
 Budget FY: 2016

STATE OF IOWA
 EXPENDITURES FOR OBJECT CLASSES 418 AND 510
 (Appendix A)

Page: 151 of 176
 Run Date: 09/21/2016
 Run Time: 04:00:30 AM

Month	Department	Department Name	Object Class	Object	Object Name	Posting Am
June	595	Public Safety, Dept Of	510	3840	Desktop HW Maintenance,Consumable	736.68
				3850	Desktop SW Maintenance,Consumable	10,471.80
				3920	Server SW Purchase or License	12,403.20
				3950	Server SW Maintenance,Consumable	25,771.80
				4010	Network HW Purchase or Lease-Non Inventory	22,227.61
				4030	Network Misc,Parts,Supplies,Consumable	140.63
				4040	Network HW Maintenance,Consumable	4,675.08
				4050	Network SW Maintenance,Consumable	4,080.00
				4710	Printer HW Purchase or Lease-Non Inventory	560.41
				4730	Printer Misc,Parts,Supplies,Consumable	875.66
July (H/O)				3810	Desktop HW Purchase or Lease-Non Inventory	99,276.64
				3820	Desktop SW Purchase or License	320.54
				3830	Desktop Misc,Parts,Supplies,Consumable	14,969.68
				3840	Desktop HW Maintenance,Consumable	6,749.78
				3850	Desktop SW Maintenance,Consumable	4,579.72
				3920	Server SW Purchase or License	5,769.92
				3930	Server Misc,Parts,Supplies,Consumable	1,348.76
				3940	Server HW Maintenance,Consumable	10,399.99
				3950	Server SW Maintenance,Consumable	26,098.04
				4010	Network HW Purchase or Lease-Non Inventory	16,509.35
				4030	Network Misc,Parts,Supplies,Consumable	726.82
				4040	Network HW Maintenance,Consumable	4,165.20
August (H/O)				3810	Desktop HW Purchase or Lease-Non Inventory	142,709.53
				3820	Desktop SW Purchase or License	(3,850.39)
				3830	Desktop Misc,Parts,Supplies,Consumable	3,850.88

Report ID: TGB
 Source: I/3 Finance
 Budget FY: 2016

STATE OF IOWA
 EXPENDITURES FOR OBJECT CLASSES 418 AND 510
 (Appendix A)

Page: 152 of 176
 Run Date: 09/21/2016
 Run Time: 04:00:30 AM

Month	Department	Department Name	Object Class	Object	Object Name	Posting Am
August (H/O)	595	Public Safety, Dept Of	510	3840	Desktop HW Maintenance,Consumable	14,035.00
				3940	Server HW Maintenance,Consumable	(60,224.25)
				3950	Server SW Maintenance,Consumable	4,083.34
				4010	Network HW Purchase or Lease-Non Inventory	(1,837.50)
				4030	Network Misc,Parts,Supplies,Consumable	2,641.52
				4710	Printer HW Purchase or Lease-Non Inventory	124.56
	595	Public Safety, Dept Of	510		Sum:	2,723,158.54

Month	Department	Department Name	Object Class	Object	Object Name	Posting Am
July	615	Regents, Board Of	510	3840	Desktop HW Maintenance,Consumable	1,548.00
August				3810	Desktop HW Purchase or Lease-Non Inventory	1,305.24
				3840	Desktop HW Maintenance,Consumable	1,548.00
				3940	Server HW Maintenance,Consumable	442.50
September				3940	Server HW Maintenance,Consumable	442.50
October				3810	Desktop HW Purchase or Lease-Non Inventory	1,601.88
				3840	Desktop HW Maintenance,Consumable	1,568.00
				3940	Server HW Maintenance,Consumable	442.50
November				3810	Desktop HW Purchase or Lease-Non Inventory	1,373.63
				3840	Desktop HW Maintenance,Consumable	1,568.00
				3940	Server HW Maintenance,Consumable	882.32
December				3840	Desktop HW Maintenance,Consumable	3,256.00
				3940	Server HW Maintenance,Consumable	432.50
January				3830	Desktop Misc,Parts,Supplies,Consumable	59.99
				3840	Desktop HW Maintenance,Consumable	1,628.00
February				3940	Server HW Maintenance,Consumable	202 432.50

Report ID: TGB
 Source: I/3 Finance
 Budget FY: 2016

STATE OF IOWA
 EXPENDITURES FOR OBJECT CLASSES 418 AND 510
 (Appendix A)

Page: 153 of 176
 Run Date: 09/21/2016
 Run Time: 04:00:30 AM

Month	Department	Department Name	Object Class	Object	Object Name	Posting Am
March	615	Regents, Board Of	510	3810	Desktop HW Purchase or Lease-Non Inventory	5,341.49
				3840	Desktop HW Maintenance,Consumable	1,532.00
				3940	Server HW Maintenance,Consumable	428.00
April				3810	Desktop HW Purchase or Lease-Non Inventory	1,500.00
				3820	Desktop SW Purchase or License	300.00
				3840	Desktop HW Maintenance,Consumable	2,110.00
				3940	Server HW Maintenance,Consumable	421.10
May				3840	Desktop HW Maintenance,Consumable	1,732.00
				3940	Server HW Maintenance,Consumable	478.00
June				3810	Desktop HW Purchase or Lease-Non Inventory	18,407.28
				3830	Desktop Misc,Parts,Supplies,Consumable	712.36
				3840	Desktop HW Maintenance,Consumable	1,592.00
				3940	Server HW Maintenance,Consumable	956.00
August (H/O)				3840	Desktop HW Maintenance,Consumable	1,592.00
	615	Regents, Board Of	510		Sum:	55,633.79

Month	Department	Department Name	Object Class	Object	Object Name	Posting Am
July	625	Revenue	418	4181	IT Professional Services	25,000.00
				4184	IT Technical Consultants	14,700.00
August				4181	IT Professional Services	113,516.98
				4184	IT Technical Consultants	15,750.00
September				4181	IT Professional Services	61,220.17
				4184	IT Technical Consultants	16,800.00
October				4181	IT Professional Services	85,090.98
				4184	IT Technical Consultants	206,800.00

Report ID: TGB
 Source: I/3 Finance
 Budget FY: 2016

STATE OF IOWA
 EXPENDITURES FOR OBJECT CLASSES 418 AND 510
 (Appendix A)

Page: 154 of 176
 Run Date: 09/21/2016
 Run Time: 04:00:30 AM

Month	Department	Department Name	Object Class	Object	Object Name	Posting Am
November	625	Revenue	418	4181	IT Professional Services	93,251.75
				4184	IT Technical Consultants	16,800.00
December				4181	IT Professional Services	95,097.55
				4184	IT Technical Consultants	16,800.00
January				4181	IT Professional Services	96,874.17
				4184	IT Technical Consultants	25,200.00
February				4181	IT Professional Services	87,052.62
				4184	IT Technical Consultants	8,400.00
March				4181	IT Professional Services	112,231.81
				4184	IT Technical Consultants	16,800.00
April				4181	IT Professional Services	63,091.44
				4184	IT Technical Consultants	16,800.00
May				4181	IT Professional Services	90,629.76
				4184	IT Technical Consultants	16,800.00
June				4181	IT Professional Services	63,525.58
				4184	IT Technical Consultants	25,920.00
July (H/O)				4181	IT Professional Services	73,368.34
				4184	IT Technical Consultants	3,520.00
	625	Revenue	418		Sum:	1,271,041.15

Month	Department	Department Name	Object Class	Object	Object Name	Posting Am
July	625	Revenue	510	3820	Desktop SW Purchase or License	19.95
				3830	Desktop Misc,Parts,Supplies,Consumable	430.00
				3850	Desktop SW Maintenance,Consumable	46,763.86
				3940	Server HW Maintenance,Consumable	126,984.74

Report ID: TGB
 Source: I/3 Finance
 Budget FY: 2016

STATE OF IOWA
 EXPENDITURES FOR OBJECT CLASSES 418 AND 510
 (Appendix A)

Page: 155 of 176
 Run Date: 09/21/2016
 Run Time: 04:00:30 AM

Month	Department	Department Name	Object Class	Object	Object Name	Posting Am
July	625	Revenue	510	3950	Server SW Maintenance,Consumable	316,975.16
				4050	Network SW Maintenance,Consumable	975.75
				4730	Printer Misc,Parts,Supplies,Consumable	150.00
August				3810	Desktop HW Purchase or Lease-Non Inventory	4,761.72
				3850	Desktop SW Maintenance,Consumable	2,515.69
				3950	Server SW Maintenance,Consumable	22,960.13
				4730	Printer Misc,Parts,Supplies,Consumable	75.00
September				3810	Desktop HW Purchase or Lease-Non Inventory	500.00
				3820	Desktop SW Purchase or License	399.00
				3830	Desktop Misc,Parts,Supplies,Consumable	1,011.93
				3840	Desktop HW Maintenance,Consumable	68,010.41
				3950	Server SW Maintenance,Consumable	66,135.96
October				3810	Desktop HW Purchase or Lease-Non Inventory	629.99
				3820	Desktop SW Purchase or License	1,039.72
				3830	Desktop Misc,Parts,Supplies,Consumable	1,627.73
				3950	Server SW Maintenance,Consumable	4,941.21
				4050	Network SW Maintenance,Consumable	69.46
November				3830	Desktop Misc,Parts,Supplies,Consumable	119.01
				3920	Server SW Purchase or License	675.00
				3940	Server HW Maintenance,Consumable	1,638.29
				3950	Server SW Maintenance,Consumable	4,941.21
				4710	Printer HW Purchase or Lease-Non Inventory	99.49
December				3820	Desktop SW Purchase or License	599.00
				3830	Desktop Misc,Parts,Supplies,Consumable	117.81
				3850	Desktop SW Maintenance,Consumable	21.37

Report ID: TGB
 Source: I/3 Finance
 Budget FY: 2016

STATE OF IOWA
 EXPENDITURES FOR OBJECT CLASSES 418 AND 510
 (Appendix A)

Page: 156 of 176
 Run Date: 09/21/2016
 Run Time: 04:00:30 AM

Month	Department	Department Name	Object Class	Object	Object Name	Posting Am
December	625	Revenue	510	3920	Server SW Purchase or License	16,075.88
				3940	Server HW Maintenance,Consumable	(103,985.12)
				3950	Server SW Maintenance,Consumable	38,394.21
				4710	Printer HW Purchase or Lease-Non Inventory	106.99
				4730	Printer Misc,Parts,Supplies,Consumable	412.30
January				3810	Desktop HW Purchase or Lease-Non Inventory	180.00
				3830	Desktop Misc,Parts,Supplies,Consumable	130.55
				3920	Server SW Purchase or License	(7,790.88)
				3950	Server SW Maintenance,Consumable	4,941.21
				4030	Network Misc,Parts,Supplies,Consumable	295.25
February				3820	Desktop SW Purchase or License	745.64
				3830	Desktop Misc,Parts,Supplies,Consumable	625.00
				3950	Server SW Maintenance,Consumable	4,941.21
				4710	Printer HW Purchase or Lease-Non Inventory	116.54
March				3850	Desktop SW Maintenance,Consumable	1,850.18
				3920	Server SW Purchase or License	68,746.99
				3950	Server SW Maintenance,Consumable	46,503.33
				4710	Printer HW Purchase or Lease-Non Inventory	228.60
April				3810	Desktop HW Purchase or Lease-Non Inventory	47,784.46
				3820	Desktop SW Purchase or License	1,491.28
				3830	Desktop Misc,Parts,Supplies,Consumable	3,572.28
				3850	Desktop SW Maintenance,Consumable	224.52
				3950	Server SW Maintenance,Consumable	56,124.21
May				3810	Desktop HW Purchase or Lease-Non Inventory	4,135.32
				3830	Desktop Misc,Parts,Supplies,Consumable	244.00

Report ID: TGB
 Source: I/3 Finance
 Budget FY: 2016

STATE OF IOWA
 EXPENDITURES FOR OBJECT CLASSES 418 AND 510
 (Appendix A)

Page: 157 of 176
 Run Date: 09/21/2016
 Run Time: 04:00:30 AM

Month	Department	Department Name	Object Class	Object	Object Name	Posting Am
May	625	Revenue	510	3950	Server SW Maintenance,Consumable	12,804.53
				4050	Network SW Maintenance,Consumable	700.00
				4730	Printer Misc,Parts,Supplies,Consumable	401.20
June				3810	Desktop HW Purchase or Lease-Non Inventory	5,899.00
				3820	Desktop SW Purchase or License	4,557.56
				3830	Desktop Misc,Parts,Supplies,Consumable	1,440.34
				3850	Desktop SW Maintenance,Consumable	17,368.09
				3940	Server HW Maintenance,Consumable	120,583.82
				3950	Server SW Maintenance,Consumable	92,097.78
				4050	Network SW Maintenance,Consumable	303.70
July (H/O)				3810	Desktop HW Purchase or Lease-Non Inventory	51,432.30
				3830	Desktop Misc,Parts,Supplies,Consumable	3,752.99
				3850	Desktop SW Maintenance,Consumable	(17,292.60)
				3940	Server HW Maintenance,Consumable	(120,583.82)
				3950	Server SW Maintenance,Consumable	(43,836.89)
				4050	Network SW Maintenance,Consumable	(1,003.70)
				4730	Printer Misc,Parts,Supplies,Consumable	75.00
August (H/O)				3950	Server SW Maintenance,Consumable	16,333.33
	625	Revenue	510		Sum:	1,006,315.17

Month	Department	Department Name	Object Class	Object	Object Name	Posting Am
July	627	Iowa Lottery Authority	510	3820	Desktop SW Purchase or License	3,561.80
				3850	Desktop SW Maintenance,Consumable	202.50
				4040	Network HW Maintenance,Consumable	1,562.40
August				3810	Desktop HW Purchase or Lease-Non Inventory	207,849.30

Report ID: TGB
 Source: I/3 Finance
 Budget FY: 2016

STATE OF IOWA
 EXPENDITURES FOR OBJECT CLASSES 418 AND 510
 (Appendix A)

Page: 158 of 176
 Run Date: 09/21/2016
 Run Time: 04:00:30 AM

Month	Department	Department Name	Object Class	Object	Object Name	Posting Am
August	627	Iowa Lottery Authority	510	3820	Desktop SW Purchase or License	1,651.10
				3850	Desktop SW Maintenance,Consumable	914.22
September				3810	Desktop HW Purchase or Lease-Non Inventory	5,233.80
				3820	Desktop SW Purchase or License	1,513.30
				3950	Server SW Maintenance,Consumable	1,027.58
				4711	Printer HW Purchase or Lease-Inventory	7,223.00
October				3810	Desktop HW Purchase or Lease-Non Inventory	285.85
				3820	Desktop SW Purchase or License	2,892.95
				3920	Server SW Purchase or License	5,453.70
November				3820	Desktop SW Purchase or License	277.50
				3920	Server SW Purchase or License	119.30
				4040	Network HW Maintenance,Consumable	3,656.50
December				3820	Desktop SW Purchase or License	17,665.50
				3850	Desktop SW Maintenance,Consumable	4,021.25
				3920	Server SW Purchase or License	4,677.75
				4040	Network HW Maintenance,Consumable	25,182.80
January				3810	Desktop HW Purchase or Lease-Non Inventory	932.88
				3820	Desktop SW Purchase or License	16,457.50
				3920	Server SW Purchase or License	1,643.78
				4020	Network SW Purchase or License	3,751.69
February				3810	Desktop HW Purchase or Lease-Non Inventory	749.99
				3820	Desktop SW Purchase or License	10.00
				3830	Desktop Misc,Parts,Supplies,Consumable	89.99
				3920	Server SW Purchase or License	12,232.83
				3940	Server HW Maintenance,Consumable	11,251.80

Report ID: TGB
 Source: I/3 Finance
 Budget FY: 2016

STATE OF IOWA
 EXPENDITURES FOR OBJECT CLASSES 418 AND 510
 (Appendix A)

Page: 159 of 176
 Run Date: 09/21/2016
 Run Time: 04:00:30 AM

Month	Department	Department Name	Object Class	Object	Object Name	Posting Am
February	627	Iowa Lottery Authority	510	3950	Server SW Maintenance,Consumable	9,900.76
				4710	Printer HW Purchase or Lease-Non Inventory	780.48
March				3820	Desktop SW Purchase or License	1,959.00
				3920	Server SW Purchase or License	9,499.12
				4710	Printer HW Purchase or Lease-Non Inventory	399.98
April				3820	Desktop SW Purchase or License	17,657.26
				3830	Desktop Misc,Parts,Supplies,Consumable	443.94
				4710	Printer HW Purchase or Lease-Non Inventory	95.00
May				3820	Desktop SW Purchase or License	5,040.76
				3850	Desktop SW Maintenance,Consumable	2,551.10
June				3810	Desktop HW Purchase or Lease-Non Inventory	31,009.78
				3820	Desktop SW Purchase or License	401.99
				3830	Desktop Misc,Parts,Supplies,Consumable	2,691.00
				3850	Desktop SW Maintenance,Consumable	50,000.00
July (H/O)				3810	Desktop HW Purchase or Lease-Non Inventory	3,108.00
				3820	Desktop SW Purchase or License	215,446.00
				4040	Network HW Maintenance,Consumable	8,000.00
				4710	Printer HW Purchase or Lease-Non Inventory	4,067.00
	627	Iowa Lottery Authority	510		Sum:	505,143.73

Month	Department	Department Name	Object Class	Object	Object Name	Posting Am
August	635	Secretary Of State	418	4184	IT Technical Consultants	1,393.75
September				4181	IT Professional Services	18,552.79
				4184	IT Technical Consultants	125,455.00
October				4181	IT Professional Services	200,576.01

Report ID: TGB
 Source: I/3 Finance
 Budget FY: 2016

STATE OF IOWA
 EXPENDITURES FOR OBJECT CLASSES 418 AND 510
 (Appendix A)

Page: 160 of 176
 Run Date: 09/21/2016
 Run Time: 04:00:30 AM

Month	Department	Department Name	Object Class	Object	Object Name	Posting Am
October	635	Secretary Of State	418	4184	IT Technical Consultants	28,011.75
November				4181	IT Professional Services	28,760.16
				4184	IT Technical Consultants	2,413.75
December				4181	IT Professional Services	21,413.90
				4184	IT Technical Consultants	310.00
January				4181	IT Professional Services	38,574.85
				4184	IT Technical Consultants	5,805.40
February				4181	IT Professional Services	32,759.82
				4184	IT Technical Consultants	2,964.35
March				4181	IT Professional Services	18,552.79
				4184	IT Technical Consultants	5,521.13
April				4181	IT Professional Services	20,010.79
				4184	IT Technical Consultants	7,525.60
May				4181	IT Professional Services	60,394.93
				4184	IT Technical Consultants	2,842.50
June				4181	IT Professional Services	9,821.25
				4184	IT Technical Consultants	4,306.25
July (H/O)				4181	IT Professional Services	10,661.27
				4184	IT Technical Consultants	8,370.64
August (H/O)				4181	IT Professional Services	67,925.58
	635	Secretary Of State	418		Sum:	560,924.26

Month	Department	Department Name	Object Class	Object	Object Name	Posting Am
August	635	Secretary Of State	510	3820	Desktop SW Purchase or License	2,912.75
				3920	Server SW Purchase or License	1,463.02

Report ID: TGB
 Source: I/3 Finance
 Budget FY: 2016

STATE OF IOWA
 EXPENDITURES FOR OBJECT CLASSES 418 AND 510
 (Appendix A)

Page: 161 of 176
 Run Date: 09/21/2016
 Run Time: 04:00:30 AM

Month	Department	Department Name	Object Class	Object	Object Name	Posting Am
August	635	Secretary Of State	510	3950	Server SW Maintenance,Consumable	11,183.40
				4020	Network SW Purchase or License	92.33
September				3810	Desktop HW Purchase or Lease-Non Inventory	129.99
				3820	Desktop SW Purchase or License	14.99
				3920	Server SW Purchase or License	60.05
				4020	Network SW Purchase or License	43,830.05
				4030	Network Misc,Parts,Supplies,Consumable	380.00
October				3810	Desktop HW Purchase or Lease-Non Inventory	14,184.93
				3820	Desktop SW Purchase or License	159.99
				3830	Desktop Misc,Parts,Supplies,Consumable	31.80
				3920	Server SW Purchase or License	301.28
				4020	Network SW Purchase or License	749.97
November				3820	Desktop SW Purchase or License	128.99
				3920	Server SW Purchase or License	20,131.82
				4730	Printer Misc,Parts,Supplies,Consumable	9,624.43
December				3920	Server SW Purchase or License	161.23
				4020	Network SW Purchase or License	702.45
January				3830	Desktop Misc,Parts,Supplies,Consumable	382.29
				3930	Server Misc,Parts,Supplies,Consumable	529.44
				3940	Server HW Maintenance,Consumable	3,590.30
				4020	Network SW Purchase or License	35,232.49
				4030	Network Misc,Parts,Supplies,Consumable	355.00
February				3830	Desktop Misc,Parts,Supplies,Consumable	50.63
				4010	Network HW Purchase or Lease-Non Inventory	1,068.19
March				4030	Network Misc,Parts,Supplies,Consumable	1,262.88

Report ID: TGB
 Source: I/3 Finance
 Budget FY: 2016

STATE OF IOWA
 EXPENDITURES FOR OBJECT CLASSES 418 AND 510
 (Appendix A)

Page: 162 of 176
 Run Date: 09/21/2016
 Run Time: 04:00:30 AM

Month	Department	Department Name	Object Class	Object	Object Name	Posting Am
April	635	Secretary Of State	510	3810	Desktop HW Purchase or Lease-Non Inventory	15,267.45
May				3830	Desktop Misc,Parts,Supplies,Consumable	24.31
				4030	Network Misc,Parts,Supplies,Consumable	41.68
				4730	Printer Misc,Parts,Supplies,Consumable	177.52
June				4020	Network SW Purchase or License	(43,830.05)
July (H/O)				3820	Desktop SW Purchase or License	12.49
				3920	Server SW Purchase or License	523.00
				4010	Network HW Purchase or Lease-Non Inventory	37.48
				4020	Network SW Purchase or License	2,945.00
August (H/O)				3830	Desktop Misc,Parts,Supplies,Consumable	956.98
				3920	Server SW Purchase or License	107.17
				4020	Network SW Purchase or License	2,286.66
				4030	Network Misc,Parts,Supplies,Consumable	184.64
	635	Secretary Of State	510		Sum:	127,449.02

Month	Department	Department Name	Object Class	Object	Object Name	Posting Am
September	642	Gov Off.Of Drug Ctrl Policy	510	3810	Desktop HW Purchase or Lease-Non Inventory	1,468.46
March				3810	Desktop HW Purchase or Lease-Non Inventory	796.74
May				3810	Desktop HW Purchase or Lease-Non Inventory	959.31
	642	Gov Off.Of Drug Ctrl Policy	510		Sum:	3,224.51

Month	Department	Department Name	Object Class	Object	Object Name	Posting Am
July	645	Transportation, Dept Of	418	4181	IT Professional Services	377,844.29
August				4181	IT Professional Services	283,624.36

Report ID: TGB
 Source: I/3 Finance
 Budget FY: 2016

STATE OF IOWA
 EXPENDITURES FOR OBJECT CLASSES 418 AND 510
 (Appendix A)

Page: 163 of 176
 Run Date: 09/21/2016
 Run Time: 04:00:30 AM

Month	Department	Department Name	Object Class	Object	Object Name	Posting Am
September	645	Transportation, Dept Of	418	4181	IT Professional Services	440,902.70
October				4181	IT Professional Services	316,985.71
November				4181	IT Professional Services	274,333.97
December				4181	IT Professional Services	384,944.61
January				4181	IT Professional Services	690,491.02
February				4181	IT Professional Services	191,025.44
March				4181	IT Professional Services	551,708.43
April				4181	IT Professional Services	381,553.31
May				4181	IT Professional Services	330,671.39
June				4181	IT Professional Services	601,294.15
July (H/O)				4181	IT Professional Services	335,167.73
August (H/O)				4181	IT Professional Services	264,318.65
September (H/O)				4181	IT Professional Services	1,224.70
	645	Transportation, Dept Of	418		Sum:	5,426,090.46

Month	Department	Department Name	Object Class	Object	Object Name	Posting Am
July	645	Transportation, Dept Of	510	3811	Desktop HW Purchase or Lease-Inventory	1,158,979.22
				3820	Desktop SW Purchase or License	311.77
				3830	Desktop Misc,Parts,Supplies,Consumable	1,712.73
				3850	Desktop SW Maintenance,Consumable	157,935.67
				3911	Server HW Purchase or Lease-Inventory	57,644.99
				3920	Server SW Purchase or License	1,479.84
				3950	Server SW Maintenance,Consumable	162,586.16
				4011	Network HW Purchase or Lease-Inventory	39,144.64
				4040	Network HW Maintenance,Consumable	716.00

Report ID: TGB
 Source: I/3 Finance
 Budget FY: 2016

STATE OF IOWA
 EXPENDITURES FOR OBJECT CLASSES 418 AND 510
 (Appendix A)

Page: 164 of 176
 Run Date: 09/21/2016
 Run Time: 04:00:30 AM

Month	Department	Department Name	Object Class	Object	Object Name	Posting Am
July	645	Transportation, Dept Of	510	4711	Printer HW Purchase or Lease-Inventory	111,423.96
				4730	Printer Misc,Parts,Supplies,Consumable	2,632.58
				4740	Printer HW Maintenance,Consumable	9,660.00
August				3811	Desktop HW Purchase or Lease-Inventory	131,985.28
				3820	Desktop SW Purchase or License	7,157.69
				3830	Desktop Misc,Parts,Supplies,Consumable	3,067.48
				3850	Desktop SW Maintenance,Consumable	628,522.40
				3911	Server HW Purchase or Lease-Inventory	55,360.98
				4011	Network HW Purchase or Lease-Inventory	205,784.45
				4040	Network HW Maintenance,Consumable	7,874.25
				4711	Printer HW Purchase or Lease-Inventory	18,829.19
				4730	Printer Misc,Parts,Supplies,Consumable	6,192.69
September				3811	Desktop HW Purchase or Lease-Inventory	135,300.57
				3820	Desktop SW Purchase or License	34,592.06
				3830	Desktop Misc,Parts,Supplies,Consumable	5,401.46
				3850	Desktop SW Maintenance,Consumable	666,689.80
				3911	Server HW Purchase or Lease-Inventory	56,304.26
				3920	Server SW Purchase or License	150,678.00
				3950	Server SW Maintenance,Consumable	19,753.77
				4011	Network HW Purchase or Lease-Inventory	49,455.51
				4040	Network HW Maintenance,Consumable	45,445.42
				4050	Network SW Maintenance,Consumable	14,667.00
				4711	Printer HW Purchase or Lease-Inventory	10,738.42
				4730	Printer Misc,Parts,Supplies,Consumable	3,081.06
October				3811	Desktop HW Purchase or Lease-Inventory	221,005.03

Report ID: TGB
 Source: I/3 Finance
 Budget FY: 2016

STATE OF IOWA
 EXPENDITURES FOR OBJECT CLASSES 418 AND 510
 (Appendix A)

Page: 165 of 176
 Run Date: 09/21/2016
 Run Time: 04:00:30 AM

Month	Department	Department Name	Object Class	Object	Object Name	Posting Am
October	645	Transportation, Dept Of	510	3820	Desktop SW Purchase or License	29,700.54
				3830	Desktop Misc,Parts,Supplies,Consumable	4,237.89
				3850	Desktop SW Maintenance,Consumable	19,139.55
				3911	Server HW Purchase or Lease-Inventory	86,048.76
				3920	Server SW Purchase or License	149,866.50
				3950	Server SW Maintenance,Consumable	67,624.76
				4011	Network HW Purchase or Lease-Inventory	62,829.73
				4040	Network HW Maintenance,Consumable	2,100.00
				4711	Printer HW Purchase or Lease-Inventory	19,984.54
				4730	Printer Misc,Parts,Supplies,Consumable	8,398.08
November				3811	Desktop HW Purchase or Lease-Inventory	229,675.54
				3820	Desktop SW Purchase or License	12,791.95
				3830	Desktop Misc,Parts,Supplies,Consumable	6,113.54
				3850	Desktop SW Maintenance,Consumable	183,130.84
				3911	Server HW Purchase or Lease-Inventory	57,344.84
				3940	Server HW Maintenance,Consumable	24,576.00
				3950	Server SW Maintenance,Consumable	30,134.00
				4011	Network HW Purchase or Lease-Inventory	51,459.59
				4020	Network SW Purchase or License	1,247.00
				4040	Network HW Maintenance,Consumable	3,150.00
				4050	Network SW Maintenance,Consumable	12,097.00
				4711	Printer HW Purchase or Lease-Inventory	13,509.78
				4730	Printer Misc,Parts,Supplies,Consumable	8,588.02
				4740	Printer HW Maintenance,Consumable	38,591.83
December				3811	Desktop HW Purchase or Lease-Inventory	931,507.20

Report ID: TGB
 Source: I/3 Finance
 Budget FY: 2016

STATE OF IOWA
 EXPENDITURES FOR OBJECT CLASSES 418 AND 510
 (Appendix A)

Page: 166 of 176
 Run Date: 09/21/2016
 Run Time: 04:00:30 AM

Month	Department	Department Name	Object Class	Object	Object Name	Posting Am
December	645	Transportation, Dept Of	510	3820	Desktop SW Purchase or License	28,057.82
				3830	Desktop Misc,Parts,Supplies,Consumable	7,269.56
				3850	Desktop SW Maintenance,Consumable	34,958.93
				3911	Server HW Purchase or Lease-Inventory	55,487.43
				3950	Server SW Maintenance,Consumable	48,405.51
				4011	Network HW Purchase or Lease-Inventory	125,649.67
				4020	Network SW Purchase or License	30,602.82
				4030	Network Misc,Parts,Supplies,Consumable	7,588.00
				4040	Network HW Maintenance,Consumable	39,242.08
				4050	Network SW Maintenance,Consumable	6,270.00
				4711	Printer HW Purchase or Lease-Inventory	13,920.93
				4730	Printer Misc,Parts,Supplies,Consumable	8,314.66
				4740	Printer HW Maintenance,Consumable	42,270.33
January				3811	Desktop HW Purchase or Lease-Inventory	299,659.21
				3820	Desktop SW Purchase or License	1,656.96
				3830	Desktop Misc,Parts,Supplies,Consumable	4,743.53
				3850	Desktop SW Maintenance,Consumable	614,175.00
				3911	Server HW Purchase or Lease-Inventory	222,535.94
				3920	Server SW Purchase or License	65,070.00
				3940	Server HW Maintenance,Consumable	106,725.11
				3950	Server SW Maintenance,Consumable	155,354.76
				4011	Network HW Purchase or Lease-Inventory	213,573.56
				4030	Network Misc,Parts,Supplies,Consumable	2,963.54
				4040	Network HW Maintenance,Consumable	33,127.20
				4711	Printer HW Purchase or Lease-Inventory	34,287.16

Report ID: TGB
 Source: I/3 Finance
 Budget FY: 2016

STATE OF IOWA
 EXPENDITURES FOR OBJECT CLASSES 418 AND 510
 (Appendix A)

Page: 167 of 176
 Run Date: 09/21/2016
 Run Time: 04:00:30 AM

Month	Department	Department Name	Object Class	Object	Object Name	Posting Am
January	645	Transportation, Dept Of	510	4730	Printer Misc,Parts,Supplies,Consumable	6,312.32
February				3811	Desktop HW Purchase or Lease-Inventory	311,043.74
				3820	Desktop SW Purchase or License	38,302.76
				3830	Desktop Misc,Parts,Supplies,Consumable	3,510.66
				3850	Desktop SW Maintenance,Consumable	18,355.23
				3911	Server HW Purchase or Lease-Inventory	55,536.38
				3920	Server SW Purchase or License	2,600.00
				3940	Server HW Maintenance,Consumable	13,480.65
				3950	Server SW Maintenance,Consumable	84,238.00
				4011	Network HW Purchase or Lease-Inventory	60,856.72
				4030	Network Misc,Parts,Supplies,Consumable	170.00
				4040	Network HW Maintenance,Consumable	6,880.48
				4050	Network SW Maintenance,Consumable	10,608.00
				4711	Printer HW Purchase or Lease-Inventory	492,075.97
				4730	Printer Misc,Parts,Supplies,Consumable	3,765.63
				4740	Printer HW Maintenance,Consumable	42,311.25
March				3811	Desktop HW Purchase or Lease-Inventory	1,286,302.11
				3820	Desktop SW Purchase or License	16,119.62
				3830	Desktop Misc,Parts,Supplies,Consumable	29,465.46
				3850	Desktop SW Maintenance,Consumable	76,339.80
				3911	Server HW Purchase or Lease-Inventory	90,584.39
				3920	Server SW Purchase or License	2,890.00
				3950	Server SW Maintenance,Consumable	232,836.67
				4011	Network HW Purchase or Lease-Inventory	44,984.52
				4040	Network HW Maintenance,Consumable	1,964.00

Report ID: TGB
 Source: I/3 Finance
 Budget FY: 2016

STATE OF IOWA
 EXPENDITURES FOR OBJECT CLASSES 418 AND 510
 (Appendix A)

Page: 168 of 176
 Run Date: 09/21/2016
 Run Time: 04:00:30 AM

Month	Department	Department Name	Object Class	Object	Object Name	Posting Am
March	645	Transportation, Dept Of	510	4711	Printer HW Purchase or Lease-Inventory	159,671.66
				4730	Printer Misc,Parts,Supplies,Consumable	7,045.31
April				3811	Desktop HW Purchase or Lease-Inventory	359,437.65
				3820	Desktop SW Purchase or License	31,353.13
				3830	Desktop Misc,Parts,Supplies,Consumable	4,529.09
				3850	Desktop SW Maintenance,Consumable	106,795.74
				3911	Server HW Purchase or Lease-Inventory	86,665.76
				3920	Server SW Purchase or License	330,250.00
				3940	Server HW Maintenance,Consumable	52,870.00
				3950	Server SW Maintenance,Consumable	384,008.73
				4011	Network HW Purchase or Lease-Inventory	67,565.40
				4020	Network SW Purchase or License	12,000.00
				4030	Network Misc,Parts,Supplies,Consumable	364.09
				4040	Network HW Maintenance,Consumable	48,017.65
				4050	Network SW Maintenance,Consumable	4,320.00
				4711	Printer HW Purchase or Lease-Inventory	16,970.38
				4730	Printer Misc,Parts,Supplies,Consumable	15,248.22
				4740	Printer HW Maintenance,Consumable	37,810.05
May				3811	Desktop HW Purchase or Lease-Inventory	193,943.88
				3820	Desktop SW Purchase or License	18,014.15
				3830	Desktop Misc,Parts,Supplies,Consumable	6,121.44
				3840	Desktop HW Maintenance,Consumable	37,000.00
				3850	Desktop SW Maintenance,Consumable	66,492.03
				3911	Server HW Purchase or Lease-Inventory	130,481.34
				3950	Server SW Maintenance,Consumable	76,345.24

Report ID: TGB
 Source: I/3 Finance
 Budget FY: 2016

STATE OF IOWA
 EXPENDITURES FOR OBJECT CLASSES 418 AND 510
 (Appendix A)

Page: 169 of 176
 Run Date: 09/21/2016
 Run Time: 04:00:30 AM

Month	Department	Department Name	Object Class	Object	Object Name	Posting Am
May	645	Transportation, Dept Of	510	4011	Network HW Purchase or Lease-Inventory	130,563.27
				4030	Network Misc,Parts,Supplies,Consumable	2,318.38
				4040	Network HW Maintenance,Consumable	22,367.07
				4711	Printer HW Purchase or Lease-Inventory	8,633.07
				4730	Printer Misc,Parts,Supplies,Consumable	9,041.62
June				3811	Desktop HW Purchase or Lease-Inventory	673,787.57
				3820	Desktop SW Purchase or License	7,829.99
				3830	Desktop Misc,Parts,Supplies,Consumable	4,314.37
				3840	Desktop HW Maintenance,Consumable	30,397.34
				3850	Desktop SW Maintenance,Consumable	84,084.00
				3911	Server HW Purchase or Lease-Inventory	192,975.43
				3920	Server SW Purchase or License	8,630.00
				3940	Server HW Maintenance,Consumable	28,702.80
				3950	Server SW Maintenance,Consumable	150,438.50
				4011	Network HW Purchase or Lease-Inventory	49,949.80
				4030	Network Misc,Parts,Supplies,Consumable	1,343.44
				4040	Network HW Maintenance,Consumable	28,149.18
				4050	Network SW Maintenance,Consumable	16,155.00
				4711	Printer HW Purchase or Lease-Inventory	29,644.88
				4730	Printer Misc,Parts,Supplies,Consumable	8,553.22
				4740	Printer HW Maintenance,Consumable	25,352.16
July (H/O)				3811	Desktop HW Purchase or Lease-Inventory	171,367.33
				3820	Desktop SW Purchase or License	4,682.37
				3830	Desktop Misc,Parts,Supplies,Consumable	1,503.16
				3840	Desktop HW Maintenance,Consumable	199,825.00

Report ID: TGB
 Source: I/3 Finance
 Budget FY: 2016

STATE OF IOWA
 EXPENDITURES FOR OBJECT CLASSES 418 AND 510
 (Appendix A)

Page: 170 of 176
 Run Date: 09/21/2016
 Run Time: 04:00:30 AM

Month	Department	Department Name	Object Class	Object	Object Name	Posting Am
July (H/O)	645	Transportation, Dept Of	510	3850	Desktop SW Maintenance,Consumable	102,550.50
				3920	Server SW Purchase or License	71,993.00
				3950	Server SW Maintenance,Consumable	37,725.09
				4011	Network HW Purchase or Lease-Inventory	39,094.00
				4040	Network HW Maintenance,Consumable	3,360.00
				4711	Printer HW Purchase or Lease-Inventory	204.14
				4730	Printer Misc,Parts,Supplies,Consumable	2,361.53
August (H/O)				3811	Desktop HW Purchase or Lease-Inventory	174,243.67
				3840	Desktop HW Maintenance,Consumable	51,175.00
				3850	Desktop SW Maintenance,Consumable	820,312.22
				3950	Server SW Maintenance,Consumable	238,184.32
				4011	Network HW Purchase or Lease-Inventory	52,592.80
				4020	Network SW Purchase or License	702.00
				4030	Network Misc,Parts,Supplies,Consumable	547.40
				4040	Network HW Maintenance,Consumable	264,718.86
				4730	Printer Misc,Parts,Supplies,Consumable	832.47
				4740	Printer HW Maintenance,Consumable	42,827.94
September (H/O)				3811	Desktop HW Purchase or Lease-Inventory	(10,099.76)
	645	Transportation, Dept Of	510		Sum:	17,406,660.95

Month	Department	Department Name	Object Class	Object	Object Name	Posting Am
December	655	Treasurer Of State	510	3820	Desktop SW Purchase or License	5,550.00
March				3820	Desktop SW Purchase or License	599.98
May				3820	Desktop SW Purchase or License	1,706.88
July (H/O)				3820	Desktop SW Purchase or License	220,308.12

Report ID: TGB
 Source: I/3 Finance
 Budget FY: 2016

STATE OF IOWA
 EXPENDITURES FOR OBJECT CLASSES 418 AND 510
 (Appendix A)

Page: 171 of 176
 Run Date: 09/21/2016
 Run Time: 04:00:30 AM

Month	Department	Department Name	Object Class	Object	Object Name	Posting Am
	655	Treasurer Of State	510			Sum: 8,164.98

Month	Department	Department Name	Object Class	Object	Object Name	Posting Am
October	670	Veterans Affairs	510	3820	Desktop SW Purchase or License	241.02
December				4730	Printer Misc,Parts,Supplies,Consumable	596.24
				4740	Printer HW Maintenance,Consumable	288.95
January				3830	Desktop Misc,Parts,Supplies,Consumable	51.12
				4730	Printer Misc,Parts,Supplies,Consumable	767.62
				4740	Printer HW Maintenance,Consumable	80.00
February				3810	Desktop HW Purchase or Lease-Non Inventory	211.76
				4730	Printer Misc,Parts,Supplies,Consumable	63.00
March				3810	Desktop HW Purchase or Lease-Non Inventory	30.29
				3830	Desktop Misc,Parts,Supplies,Consumable	146.93
				4030	Network Misc,Parts,Supplies,Consumable	24.99
				4730	Printer Misc,Parts,Supplies,Consumable	321.19
				4740	Printer HW Maintenance,Consumable	184.00
April				4730	Printer Misc,Parts,Supplies,Consumable	286.96
May				4730	Printer Misc,Parts,Supplies,Consumable	619.08
June				3811	Desktop HW Purchase or Lease-Inventory	2,134.86
				4730	Printer Misc,Parts,Supplies,Consumable	514.00
July (H/O)				4730	Printer Misc,Parts,Supplies,Consumable	96.49
August (H/O)				4710	Printer HW Purchase or Lease-Non Inventory	426.09
				4730	Printer Misc,Parts,Supplies,Consumable	118.96
	670	Veterans Affairs	510			Sum: 7,203.55

Report ID: TGB
 Source: I/3 Finance
 Budget FY: 2016

STATE OF IOWA
 EXPENDITURES FOR OBJECT CLASSES 418 AND 510
 (Appendix A)

Page: 172 of 176
 Run Date: 09/21/2016
 Run Time: 04:00:30 AM

Month	Department	Department Name	Object Class	Object	Object Name	Posting Am
August	671	Iowa Veterans Home	418	4181	IT Professional Services	135.00
September				4181	IT Professional Services	180.00
December				4181	IT Professional Services	450.00
February				4181	IT Professional Services	675.00
June				4181	IT Professional Services	360.00
July (H/O)				4181	IT Professional Services	4,140.00
September (H/O)				4181	IT Professional Services	(332.50)
	671	Iowa Veterans Home	418		Sum:	5,607.50

Month	Department	Department Name	Object Class	Object	Object Name	Posting Am
July	671	Iowa Veterans Home	510	3820	Desktop SW Purchase or License	166,083.43
				3850	Desktop SW Maintenance,Consumable	43,239.77
				3920	Server SW Purchase or License	46,331.03
				3940	Server HW Maintenance,Consumable	278.97
				3950	Server SW Maintenance,Consumable	12,080.52
				4020	Network SW Purchase or License	2,999.40
				4740	Printer HW Maintenance,Consumable	2,415.00
August				3820	Desktop SW Purchase or License	359.96
				3950	Server SW Maintenance,Consumable	21,520.59
				4040	Network HW Maintenance,Consumable	11,354.32
				4050	Network SW Maintenance,Consumable	3,382.74
				4710	Printer HW Purchase or Lease-Non Inventory	1,014.16
				4730	Printer Misc,Parts,Supplies,Consumable	2,988.12
September				3830	Desktop Misc,Parts,Supplies,Consumable	249.13
				3950	Server SW Maintenance,Consumable	5,178.91

Report ID: TGB
 Source: I/3 Finance
 Budget FY: 2016

STATE OF IOWA
 EXPENDITURES FOR OBJECT CLASSES 418 AND 510
 (Appendix A)

Page: 173 of 176
 Run Date: 09/21/2016
 Run Time: 04:00:30 AM

Month	Department	Department Name	Object Class	Object	Object Name	Posting Am
September	671	Iowa Veterans Home	510	4050	Network SW Maintenance,Consumable	81,567.20
				4710	Printer HW Purchase or Lease-Non Inventory	405.00
				4730	Printer Misc,Parts,Supplies,Consumable	4,602.57
October				3830	Desktop Misc,Parts,Supplies,Consumable	110.91
				3850	Desktop SW Maintenance,Consumable	1,988.00
				3920	Server SW Purchase or License	7,565.00
				3950	Server SW Maintenance,Consumable	1,700.00
				4020	Network SW Purchase or License	1,741.87
				4050	Network SW Maintenance,Consumable	10,582.74
				4710	Printer HW Purchase or Lease-Non Inventory	1,898.63
				4730	Printer Misc,Parts,Supplies,Consumable	7,287.12
November				3850	Desktop SW Maintenance,Consumable	2,720.00
				3920	Server SW Purchase or License	1,366.05
				3940	Server HW Maintenance,Consumable	8,261.25
				3950	Server SW Maintenance,Consumable	1,700.00
				4020	Network SW Purchase or License	58.00
				4050	Network SW Maintenance,Consumable	1,860.51
				4730	Printer Misc,Parts,Supplies,Consumable	2,938.56
December				3810	Desktop HW Purchase or Lease-Non Inventory	291.35
				3830	Desktop Misc,Parts,Supplies,Consumable	127.26
				3850	Desktop SW Maintenance,Consumable	620.00
				3950	Server SW Maintenance,Consumable	114,377.66
				4010	Network HW Purchase or Lease-Non Inventory	567.23
				4020	Network SW Purchase or License	125.00
				4050	Network SW Maintenance,Consumable	1,775.94

Report ID: TGB
 Source: I/3 Finance
 Budget FY: 2016

STATE OF IOWA
 EXPENDITURES FOR OBJECT CLASSES 418 AND 510
 (Appendix A)

Page: 174 of 176
 Run Date: 09/21/2016
 Run Time: 04:00:30 AM

Month	Department	Department Name	Object Class	Object	Object Name	Posting Am
December	671	Iowa Veterans Home	510	4710	Printer HW Purchase or Lease-Non Inventory	1,995.25
				4730	Printer Misc,Parts,Supplies,Consumable	6,584.11
January				3830	Desktop Misc,Parts,Supplies,Consumable	62.92
				3850	Desktop SW Maintenance,Consumable	27,863.20
				3910	Server HW Purchase or Lease-Non Inventory	407.27
				3950	Server SW Maintenance,Consumable	1,700.00
				4050	Network SW Maintenance,Consumable	1,775.94
				4710	Printer HW Purchase or Lease-Non Inventory	717.64
				4730	Printer Misc,Parts,Supplies,Consumable	9,264.06
February				3830	Desktop Misc,Parts,Supplies,Consumable	153.79
				3850	Desktop SW Maintenance,Consumable	520.00
				3920	Server SW Purchase or License	25.00
				3940	Server HW Maintenance,Consumable	132.00
				3950	Server SW Maintenance,Consumable	1,700.00
				4050	Network SW Maintenance,Consumable	1,775.94
				4710	Printer HW Purchase or Lease-Non Inventory	717.64
March				4730	Printer Misc,Parts,Supplies,Consumable	7,248.18
				3830	Desktop Misc,Parts,Supplies,Consumable	375.22
				3850	Desktop SW Maintenance,Consumable	20.00
				3950	Server SW Maintenance,Consumable	1,700.00
				4010	Network HW Purchase or Lease-Non Inventory	1,890.00
April				4050	Network SW Maintenance,Consumable	1,775.94
				4710	Printer HW Purchase or Lease-Non Inventory	717.64
				4730	Printer Misc,Parts,Supplies,Consumable	3,979.09
				3810	Desktop HW Purchase or Lease-Non Inventory	981.80

Report ID: TGB
 Source: I/3 Finance
 Budget FY: 2016

STATE OF IOWA
 EXPENDITURES FOR OBJECT CLASSES 418 AND 510
 (Appendix A)

Page: 175 of 176
 Run Date: 09/21/2016
 Run Time: 04:00:30 AM

Month	Department	Department Name	Object Class	Object	Object Name	Posting Am
April	671	Iowa Veterans Home	510	3820	Desktop SW Purchase or License	3,500.00
				3830	Desktop Misc,Parts,Supplies,Consumable	77.18
				3850	Desktop SW Maintenance,Consumable	20.00
				3920	Server SW Purchase or License	12,782.46
				3930	Server Misc,Parts,Supplies,Consumable	2,170.00
				3950	Server SW Maintenance,Consumable	1,700.00
				4050	Network SW Maintenance,Consumable	1,775.94
				4730	Printer Misc,Parts,Supplies,Consumable	2,712.22
				4740	Printer HW Maintenance,Consumable	2,415.00
May				3830	Desktop Misc,Parts,Supplies,Consumable	3,754.66
				3910	Server HW Purchase or Lease-Non Inventory	50.98
				3930	Server Misc,Parts,Supplies,Consumable	523.43
				3950	Server SW Maintenance,Consumable	1,505.00
				4010	Network HW Purchase or Lease-Non Inventory	(72.00)
				4050	Network SW Maintenance,Consumable	1,775.94
				4710	Printer HW Purchase or Lease-Non Inventory	717.64
				4730	Printer Misc,Parts,Supplies,Consumable	6,499.65
June				3810	Desktop HW Purchase or Lease-Non Inventory	785.28
				3830	Desktop Misc,Parts,Supplies,Consumable	377.88
				3850	Desktop SW Maintenance,Consumable	20.00
				3911	Server HW Purchase or Lease-Inventory	127,232.59
				3950	Server SW Maintenance,Consumable	9,903.18
				4050	Network SW Maintenance,Consumable	12,268.75
				4710	Printer HW Purchase or Lease-Non Inventory	717.64
				4730	Printer Misc,Parts,Supplies,Consumable	11,078.24

Report ID: TGB
 Source: I/3 Finance
 Budget FY: 2016

STATE OF IOWA
 EXPENDITURES FOR OBJECT CLASSES 418 AND 510
 (Appendix A)

Page: 176 of 176
 Run Date: 09/21/2016
 Run Time: 04:00:30 AM

Month	Department	Department Name	Object Class	Object	Object Name	Posting Am
July (H/O)	671	Iowa Veterans Home	510	3820	Desktop SW Purchase or License	(3,885.00)
				3830	Desktop Misc,Parts,Supplies,Consumable	187.44
				3850	Desktop SW Maintenance,Consumable	(13,900.81)
				3920	Server SW Purchase or License	(25,151.60)
				3950	Server SW Maintenance,Consumable	117.32
				4050	Network SW Maintenance,Consumable	(62,727.17)
				4710	Printer HW Purchase or Lease-Non Inventory	717.64
				4730	Printer Misc,Parts,Supplies,Consumable	2,610.19
				4740	Printer HW Maintenance,Consumable	(2,052.20)
August (H/O)				3850	Desktop SW Maintenance,Consumable	20.00
				3950	Server SW Maintenance,Consumable	(2,311.12)
				4020	Network SW Purchase or License	(253.00)
				4730	Printer Misc,Parts,Supplies,Consumable	238.10
September (H/O)				3850	Desktop SW Maintenance,Consumable	(13,921.60)
	671	Iowa Veterans Home	510		Sum:	733,776.38

Month	Department	Department Name	Object Class	Object	Object Name	Posting Am
June	672	Iowa Veterans Home Capitals	510	4010	Network HW Purchase or Lease-Non Inventory	24,293.50
				4011	Network HW Purchase or Lease-Inventory	6,000.00
	672	Iowa Veterans Home Capitals	510		Sum:	30,293.50

					Sum:	127,052,792.70
--	--	--	--	--	-------------	-----------------------