




# Annual Report Office of the Chief Information Officer



HOOPER STATE OFFICE BUILDING, LEVEL B, 1305 E.  
WALNUT, DES MOINES, IOWA 50319 515.281.5503  
CIO@IOWA.GOV

## Innovative Technology Solutions for Citizen-Centric Government

Each year the Office of the Chief Information Officer (OCIO) is required to produce various Information Technology (IT) reports:

- An annual report of the office (section 8B.9).
- An annual internal service fund expenditure report (section 8B.13, subsection 5).
- An annual report regarding total spending on technology (section 8B.21, subsection 6).
- An annual report of expenditures from the IOWAccess revolving fund (section 8B.33).
- A one-time report of information technology devices (2013 Iowa Acts, Ch. 129.33).
- An annual salary report (section 8A.341, subsection 2).
- An annual report of donations, grants, gifts and contributions (section 8B.6).
- Additional reports requested.

Beginning this year we are combining several related reports and generating one comprehensive report for clarity, completeness, and efficiency. This new approach to delivering on our reporting requirements should prove useful to the legislature, state agencies, citizens, and other interested parties.

Government technology needs to be both effective and efficient while supporting the agencies that ultimately provide services. This means that we have standards, we invest carefully, we measure what we do and not just against ourselves, but against the goals and objectives of government. We provide a mix of sourcing solutions that provide the right people, processes, and technology.

Getting the right mix of solutions requires partnership. To that end, we view all state entities as colleagues and partners that work together on behalf of our citizens. While we value the opportunities, we are also aware of what time costs. This means that our focus remains on results. We will increase our ability to be nimble and responsive. We will be proactive about reallocating our time and resources to those that have a defined and measureable benefit while reducing efforts in other areas wherever possible.

We are standardizing on all IT security tools and practices across the State. This will help provide a clear risk analysis and decision matrix for investments. This is a shift from a 'compliance-based' approach. While focused on providing demonstrable results from IT investments, we intend to be the most effective and efficient government IT operation in the United States.

What we have done lately:

New transparency website, new government fees website, new contract for portal services, two complete datacenter shutdown and restorations, new cloud-based service desk, agency direct support, recovery, consolidation, support and participation with major agency transformations and investments, Requests For Proposals (RFP), and much more!

As always, comments are welcome to: [cio@iowa.gov](mailto:cio@iowa.gov)

## Office of the Chief Information Officer (OCIO) Created

### Background

The Office of the Chief Information Officer was created as an independent agency for the purpose of orchestrating the information technology resources of state government. The mission of the OCIO is to provide high-quality, customer-focused information technology services and business solutions to government and to citizens. The OCIO assigns and directs staff as required to support the I.T. requirements and initiatives of the office, and to review and recommend approval of information technology staff employment decisions in coordination with the department of management. The Chief Information Officer is appointed by the Governor to serve at the pleasure of the Governor and is subject to confirmation by the Senate.



### Legislation

Senate File 396 was passed by the Iowa General Assembly and signed by the Governor to create the Office of the Chief Information Officer beginning July 1, 2013. Funding was established for the Office of the Chief Information Officer beginning July 1, 2014 at which time all personnel of the Department of Administrative Services Information Technology Enterprise were transferred into the OCIO. Iowa Code Chapter 8B grants the Office of the Chief Information Officer comprehensive duties and powers related to the coordination, direction, and authority for information technology in the executive branch of state government.

### What Does This Mean For State Government?

Iowa Code Chapter 8B has the effect of centralizing accountability and oversight for information technology currently managed by state agencies into the Office of the Chief Information Officer. Pursuant to Senate File 396 and Iowa Code Chapter 8B, the Office of the Chief Information Officer was “created for the purpose of leading, directing, managing, coordinating, and providing accountability for the information technology resources of state government.” Among its many powers and duties, the OCIO has the authority to establish standards for information technology used by state agencies, direct the work of agency information technology staff, review and recommend approval of information technology staff employment decisions in coordination with the Department of Management, and enter into contracts for the receipt and provision of information technology services.



## How is the OCIO Funded?

The office of the chief information officer is funded through multiple sources such as the OCIO internal services fund, IOWAccess fund, and Technology Reinvestment Fund.




State of Iowa Enterprise IT Funding Sources Overview (FY15)			
	 Office of the <b>Chief Information Officer</b> Agency 185 Fund 0689 OCIO Internal Services Fund (Revolving)	 Agency 185 Fund 0297 IOWAccess Fund (Revolving)	 Agency 185 Fund 0001 Approp 0C69 Technology Reinvestment Fund (Appropriation Available for 3 years)
<b>History</b>	<b>Est. 2014 – Iowa Code 88.13</b> <i>"...for activities of the office which are primarily funded from billings to governmental entities for services rendered by the office"</i>	<b>Est. 1998 – Iowa Code 88.33</b> <i>"...a service to the citizens of this state that is the gateway for one-stop electronic access to government information and transactions."</i>	<b>Appropriated in 2014 – SF 2349</b> <i>"For technology consolidation and technology improvement projects approved by the State Chief Information Officer pursuant to Chapter 8B."</i>
<b>Quick Facts</b>	<b>FY15 Budgeted Revenues:</b> \$48,577,864 <b>FY15 Budgeted Carry Forward:</b> \$6,900,000 <b>FY15 Balance Brought Forward:</b> \$7,260,145  <b>Purpose:</b> Enterprise IT operations. Lights on maintenance.  <b>Source of funds:</b> Information Technology service fees charged to state agencies. OCIO services include servers, software programming, mainframe, and networking.	<b>FY15 Budgeted Revenues:</b> \$4,081,000 <b>FY15 Budgeted Expenditures:</b> \$4,080,000 <b>FY15 Balance Brought Forward:</b> \$4,500,473 <b>FY14 Obligated (not expended):</b> <b>-\$3,511,000</b>  <b>Purpose:</b> Citizen facing e-government services. Funds are <b>available to all government entities</b> .  <b>Source of funds:</b> Value added service fees collected by the State of Iowa from the sale of driver motor vehicle records, professional licenses, and other online transactions.	<b>FY15 Appropriation:</b> \$7,728,189 <b>FY15 Expenditures:</b> \$1,113,536* <b>FY16 Expenditures:</b> \$4,664,153* <b>FY17 Expenditures:</b> \$1,950,500*  <b>Purpose:</b> Enterprise technology consolidation and improvement projects.  <b>Source of funds:</b> Technology Reinvestment Fund appropriated by legislature. <small>* revised projections for three year budget due to delays associated with e-mail RFP and vendor appeals</small>
<b>Uses of Funds</b>	<b>Ongoing maintenance</b> of established enterprise IT services including: <ul style="list-style-type: none"> <li>• State datacenters</li> <li>• Mainframes</li> <li>• Networks and servers</li> </ul> <b>Working capital shortage</b> (for month to month cashflow needs). The federal government allows OCIO to carry up to 60 days (\$8 million) of working capital to ensure payroll and vendor payments can be made on time. <b>Balance Brought Forward</b> money from year to year comprises the OCIO working capital.  <b>Agency project support</b> including consolidated services provided to IDR, DNR, DIA, and more!	<b>Citizen-facing agency IT projects</b> including: <ul style="list-style-type: none"> <li>• Online Licensing (IWD, IDPH)</li> <li>• STEM Website (IGOV)</li> <li>• Vital Records System (IDPH)</li> <li>• Connected Nation (IEDA)</li> <li>• Transparency Portal (IGOV)</li> <li>• Iowa Fees Website (IGOV)</li> </ul> <b>Portal services</b> including: <ul style="list-style-type: none"> <li>• Public facing agency website redesign</li> <li>• E-government services</li> <li>• Maintenance of motor vehicle records system</li> <li>• Other services provided by Iowa Interactive, LLC</li> </ul> <b>Balance Brought Forward</b> money includes <b>encumbered funds</b> for approved agency IT projects.	<b>FY15-FY17 Consolidation</b> projects including: <ul style="list-style-type: none"> <li>• Implementation of cloud-based e-mail services for 23,500 users</li> <li>• Migration costs for transfer of state e-mail into cloud provider system</li> <li>• Two years of subscription costs for cloud based e-mail services for 23,500 users</li> </ul> <b>FY16 Datacenter improvement</b> projects including: <ul style="list-style-type: none"> <li>• Replacement electrical generators</li> <li>• New battery backup systems</li> </ul> <b>FY16 Infrastructure</b> improvement: <ul style="list-style-type: none"> <li>• Inventory of state IT infrastructure</li> <li>• Development of an RFP for managed IT services</li> </ul>

Figure 1: Enterprise IT Funding Source as of Feb 2015

## Enterprise Initiatives

Our philosophy is to broker quality information technology services in a way that is better, faster, and cheaper. There are four initiatives that we believe will provide sustainable information technology services to the Iowa taxpayer and government agencies: 1) Centralize administration, 2) Broker services, 3) Consolidate, and 4) Improve processes.

The Centralize administration initiative seeks to streamline financial oversight, project management, asset inventory, skillsets and leadership functions.

The Broker services initiative seeks to identify and leverage those services that can be provided better, faster, and cheaper by third party information technology vendors.

The Consolidate initiative seeks to identify and consolidate information technology infrastructure and software development across executive branch agencies.

The Improve processes initiative seeks to leverage industry best practices to streamline, standardize and simplify processes wherever possible. We believe these strategic initiatives will provide a high likelihood of success in achieving our strategic goals.

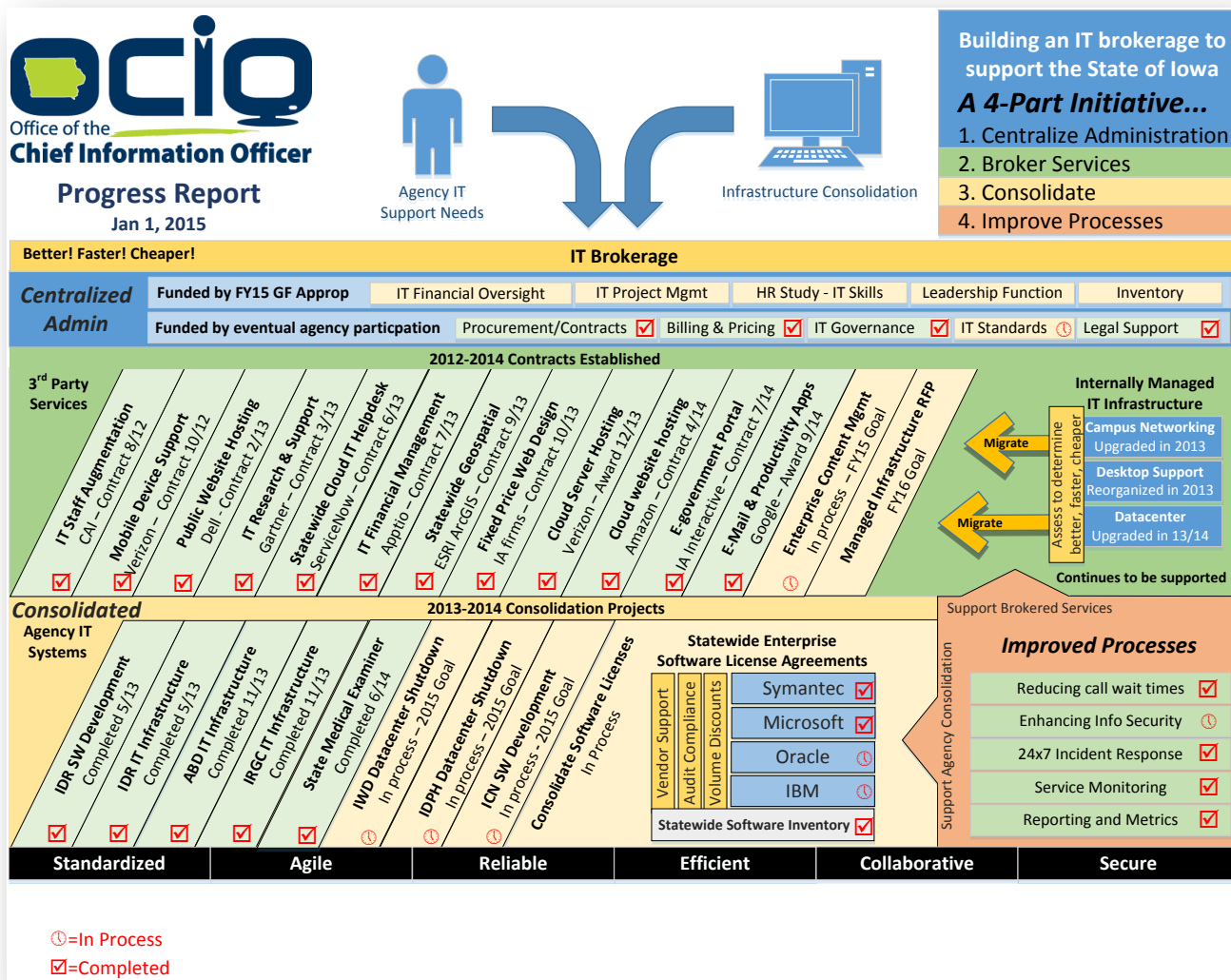


Figure 2: OCIO Progress Report as of Jan 2015

### Initiative One: Establishment of Enterprise Collaboration Teams

As part of improving our communications and helping agencies work better together, we established several workgroups that focus on particular areas, including Procurement, Policy, Leadership, Training, Investments, Projects, Security, Architecture, Geospatial, and Support. These groups are comprised of agency technology staff and make recommendations to the State CIO. As we evolve we expect these groups to grow and shrink as well as refocus on emerging needs from time-to-time.

In 2014, these teams reviewed over 150 projects and state standards, as well participated in discussions and round table talks of importance technology decision making and supporting services to citizens. The teams also are focused on efficiencies by making enterprise investments once, versus duplicating the investments across agencies for similar things but from different vendors and providers.

## Initiative Two: Electronic Mail

Beginning in 2012, the State of Iowa conducted a multi-agency initiative to develop and release a Request for Proposal for e-mail services. The project was conducted in multiple phases as described below. In 2014, the OCIO released a Request for Proposal for E-mail and Productivity Services for the State of Iowa and issued an Intent to Award to Tempus Nova, Inc. in September 2014. Tempus Nova's proposal included Google Apps for Government, a cloud-based e-mail and productivity service offered by Google, Inc. Once implemented, this solution will replace multiple separate e-mail systems operated across the executive branch. The Google Apps for Government service is expected to save the State of Iowa \$1 to \$2 million over the course of three years, with more savings possible through the use of additional features that will be available at no cost to state agencies.

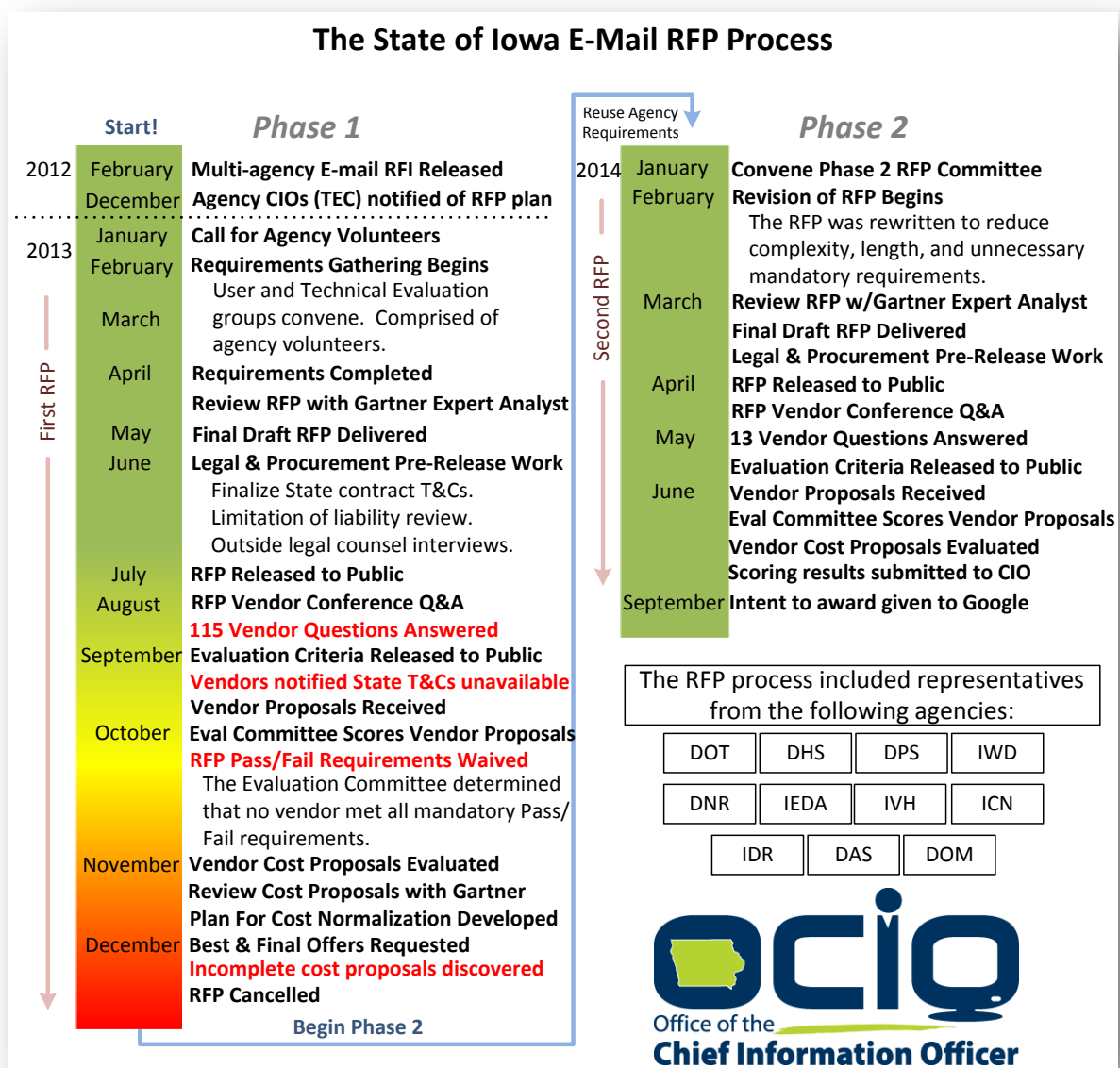


Figure 3: State of Iowa E-Mail RFP Process

### Initiative Three: Transparency

The Governor's goal of maintaining a transparent and open state government is being advanced by new projects and strategic investments like Iowa's new open government portal. Now, Iowans can see that transparency has become a reality as the OCIO and Department of Management (DOM) have partnered to provide Iowans with an Open Data portal allowing them to view state government information about community, economy, education, environment, health, transportation, appropriations and utilities. The Open Data portal can be accessed at <https://data.iowa.gov>.

The screenshot shows the data.iowa.gov website interface. At the top, there is a navigation bar with the site logo, a search bar, and links for 'Sign Up' and 'Sign In'. Below the navigation bar is a main banner area with a background image of a US dollar bill. A semi-transparent box in the center of the banner contains the text: 'Checkbook.iowa.gov is coming soon... We will soon be releasing a new way for you to explore state expenditures down to checkbook level transactions.'

Below the banner is a grid of eight category tiles, each with an icon and a label:

- Communities & People (Icon: two people)
- Economy (Icon: money bag)
- Education (Icon: book)
- Environment (Icon: leaf)
- Government (Icon: building)
- Health (Icon: cross)
- Transportation (Icon: car)
- Utilities (Icon: plug)

At the bottom of the page, there are four featured content tiles:

- Iowa Legislative Districts**: Explore information on Iowa House and Senate Districts in Iowa. (Image: Iowa State Capitol dome)
- General Fund Appropriations**: Review general funds appropriated by fiscal year (July 1 - June 30). (Image: Iowa State Capitol building)
- Economic Development Projects**: Navigate economic development projects that have benefited from direct assistance and tax credits. (Image: Pie chart showing 'DIRECT ASSISTANCE \$40,003,854' and other financial data)
- Seasonally Adjusted Employment**: Seasonally adjusted employment estimates for the State of Iowa by month from 1990 on are available. (Image: Line graph showing employment trends)

The footer of the page contains the URL 'www.iowa.gov'.

## Initiative Four: Government Fees

The government fees initiative was born out of the 2014 legislative session HF2274 requiring the creation of a searchable website listing all government fees by December 1, 2014. When the idea was first introduced there was a requirement for each agency to create a site to disclose their fees. As part of the consolidate initiative, the OCIO worked with legislative leadership to envision a consolidated system, built once and used by all agencies. On December 1<sup>st</sup> 2014, the OCIO launched <https://iafees.iowa.gov> as an easy to use site for citizens to understand the fees, rates and charges paid to agencies. Citizens may subscribe to the site and receive either a text or email notification when new fees or changes to fees are posted. This may be the first government fee transparency website in the country. The initiative also aligns with the Governor's policy of transparency in state government.

The screenshot shows the Iowa Government Fees Website. The page title is "IA Fees" and the subtitle is "Fees Imposed & Collected by State Agencies". A welcome message states: "Welcome to the State of Iowa Government Fees Website! This site displays fees paid to the State of Iowa. Not included are fees for: universities or community colleges; open record requests; costs for purchase of a product or good (firewood, books, surplus items). THE DEFAULT DISPLAY LISTS FEES BY MOST RECENT UPDATED DATE. Each column is sortable - click on the column title or use the search and filter function." Below the welcome message is a search and filter interface with fields for Agency, Fee Type, Fee Amount (From/To), Period, Last Updated (From/To), and Description. There are "Filter" and "Clear Filter" buttons. A "Subscribe" button is also present. Below the filter interface, it says "Show 10 entries" and a "Print" button. The main content is a table with the following data:

Agency	Fee Description	Fee Type	Period	Amount	Note	Last Updated
Lottery Authority	<a href="#">Class "L" Business Entity Background Check, Foreign</a>	Application	One Time	\$15,000.00	Funds collected from requestor by Lottery and used to perform background checks	Dec 9, 2014
Lottery Authority	<a href="#">Class "L-1" Vendor Key Personnel Background Check, residing in USA, not in Iowa</a>	Application	One Time	\$6,000.00	Funds collected from requestor by Lottery and used to perform background checks	Dec 9, 2014
Lottery Authority	<a href="#">Class "L-1" Vendor Key Personnel Background Check, residing outside USA</a>	Application	One Time	\$7,000.00	Funds collected from requestor by Lottery and used to perform background checks	Dec 9, 2014
Lottery Authority	<a href="#">Class "L" Business Entity Background Check, Domestic</a>	Application	One Time	\$10,000.00	Funds collected from requestor by Lottery and used to perform	Dec 9, 2014



## Initiative Five: Securing IT

The information security office (ISO) partners with several external entities to monitor for cyber threats, prepare for incidents, and promote cyber security awareness for the protection and education of all state, city and local governments as well as the citizens of Iowa. The cyber security threat facing our state and nation is unprecedented.

### Current ISO Initiatives

There are several key projects undertaken by the ISO to promote the secure use of technology and increase cyber security awareness for employees and citizens of Iowa. The ISO is committed to protecting confidential data by working with our partners to comply with laws and ensure the latest cyber security practices are employed to thwart the efforts of cyber criminals.

Vulnerability Management	Scans and analyzes state computers and networks for known vulnerabilities. The vulnerability management solution is available to state agencies, schools, and county governments.
Intrusion Detection	Monitors and identifies malicious network activity. Appropriate security measures are applied to keep networks secure and protect data when malicious activity is detected.
Disaster Recovery	All state agencies provide the ISO a copy of continuity of operations (COOP) or continuity of government (COG) plans. The plans allow for continued government services in support of our citizens when disaster strikes.
Risk Assessment	A formal cyber security framework for evaluating the level of risk for each agency. It provides education and feedback to agencies so they can secure their information technology systems and protect citizen information.
Training & Outreach	The ISO provides agencies with on-premises and online cyber security training to cultivate long term security awareness and behavior throughout state government.
Web Application Scanning	The ISO performs penetration testing of web applications to find weaknesses in programming code as a preventative measure against cyber attacks.
Threat Intelligence	Through vendor and federal government sources, the ISO continually monitors the advanced persistent threat in an effort to thwart cyber criminal activity.

Figure 4: ISO Current Initiatives

## Future ISO Initiatives

As part of our compliance commitment, we continually evaluate the advanced persistent threat and proactively undertake projects that enhance the information technology security posture. The ISO continues to be the leader in protecting information technology resources and data through best practice and we ensure that state agencies are in compliance with all mandatory laws and regulations. The ISO provides a website ([secureonline.iowa.gov](http://secureonline.iowa.gov)) to help everyone learn more about cyber security and to act in a more secure manner, both at home and work. Remember, cyber security is everyone's responsibility and the person that can best protect you from cyber threats... is you

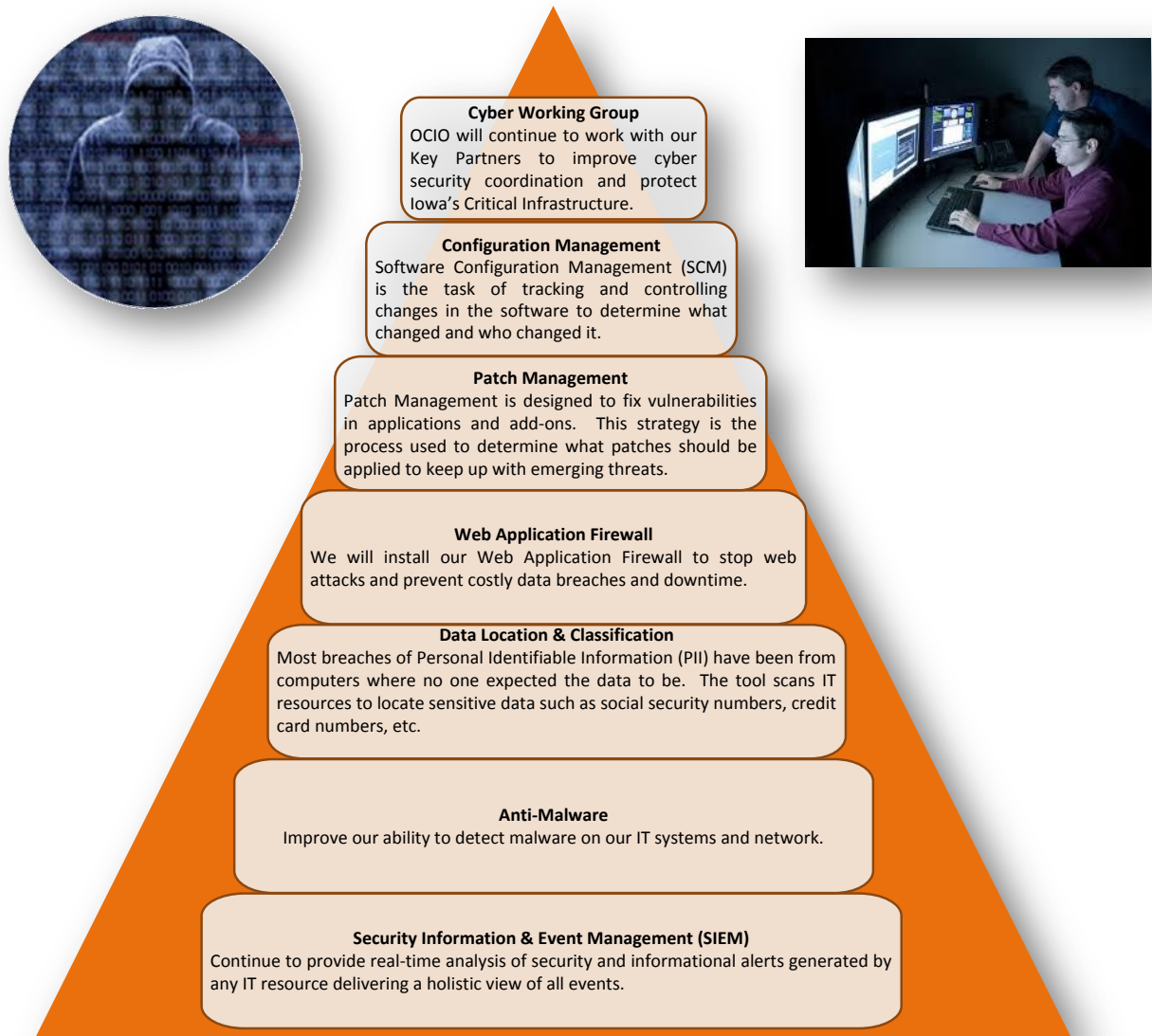


Figure 5: ISO Future Initiatives.

### Initiative Six: Architecture

The OCIO has led several efforts to modernize and improve State IT architecture over the past year. Two state working groups were established to evaluate high priority IT architecture designs for the State of Iowa. The first working group is focused on identity management including authentication and authorization needs for state employees and citizens. The second working group is focused on a standardized networking architecture that could ultimately unify multiple duplicative State networks. The networking work group issued an initial report evaluating the current state and recommending a new design to be adopted for the state network architecture. As OCIO works with agencies to invest in upgrades and replacements for legacy components, these design considerations will be used to inform future investments and standardize executive branch networks.

### Initiative Seven: Geospatial

In September 2013 an agreement was established with ESRI for access to their online, cloud-based implementation of ArcGIS, an industry-leading geospatial information systems designed to provide online maps for citizen facing projects. Following the establishment of that contract, the OCIO established a governance working group focused on Geospatial activities. Agency membership includes representatives from DNR, IDR, DOM, IEDA, HSEMD, DOT, and ICN. One goal for this working group is to establish a centralized geospatial program for the State of Iowa that includes a plan for sharing datasets and using centralized systems. Selecting and hiring activities for a geospatial coordinator to be housed in the OCIO has also begun. Expected outcomes of this initiative include increased access to mapping services by state agencies, reduced duplication in the form of multiple independent agency geospatial systems, and increased sharing of state data.

### Initiative Eight: IDR Projects

OCIO completed 26 projects for the Iowa Department of Revenue (IDR) in FY-14. The projects that stand out the most are those where OCIO met legislative project requirements and benefited taxpayers, including:

- Implementation of technology changes needed to support Senate File 295, Property Tax Reform, signed by the Governor in 2014
- Tax Year 2013 support including work to manage all individual income tax payers including the taxpayers trust fund tax credit
- IDR Fairfax Imaging System which enabled electronic scanning and deposit of the funds directly into the bank. This enabled fast and accurate data input and quicker availability of financial resources.
- Several other legislative projects such as: IDR e911 Phase 2, IDR Flood Mitigation, and Reinvestment Districts.



## OCIO Accomplishments in FY14

The OCIO team accomplished many major projects within the realm of IT innovation, operations and consolidation. These accomplishments include geospatial, financial tracking, and research services as added capabilities in serving Iowa's citizens. Additionally, the OCIO successfully completed 44 IT projects and the consolidation of IT services at the Department of Natural Resources (DNR) and Racing and Gaming Commission (IRGC).



### FY-14 Revolving Fund

#### Innovation

- Mapping and Geospatial Services
- IT Financial Tracking
- Data and Research Services

#### Operations

- Contract for Portal Services
- New CloudBased Help Desk
- Datacenter Fire Recovery
- MS Enterprise Renewal
- Completed 44 IT Projects
- Completed 24X7 Response Plan

#### IT Consolidation

- Natural Resources
- Racing & Gaming Commission

Figure 6: OCIO Accomplishments.

Looking forward into FY15 the main focus of effort will be to enable more citizen engagement with state government and laying the foundation for connecting every user to broadband internet.

## Vision for FY15

The vision for Fiscal Year 2015 is to accomplish several projects which closely align with our four main initiatives.

- The citizen notification system will allow government to notify citizens of emergencies through a multitude of communications channels including mobile devices.
- The state image gallery will provide citizens with access to the many images of Iowa.
- The cloud email RFP, data portal, and agency fees database initiatives are in progress.

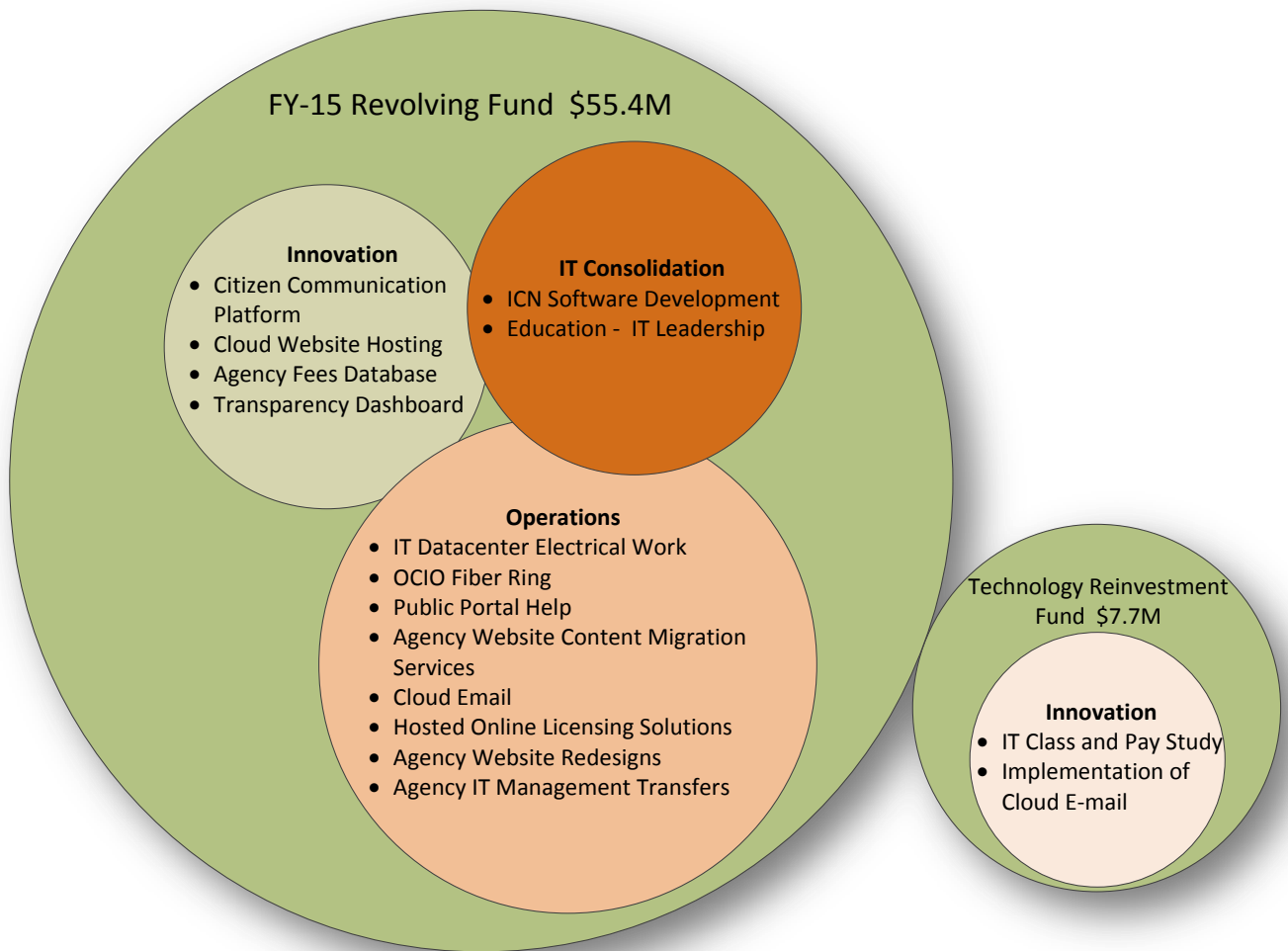


Figure 7: FY15 OCIO Vision as of Sept 2014

## Efficiencies

OCIO has achieved efficiencies in working with our private partners to provide the talent and skillsets needed at the right time and within established metrics.

### CAI

In October of 2012, the OCIO implemented managed services for all information technology staff augmentation through Computer Aid, Inc. (CAI). Prior to the implementation of the contract, rates varied among job classifications for contracted staff. A managed service enables the state to control costs while improving the selection and onboarding process for contractors. The managed service provider gathers data and provides the state with performance measures. More than half of the contractors are from Iowa based companies.



- Average time to fill a requisition (open date to engagement start date) is 3.64 weeks.
- Contractors are working in 26 agencies.

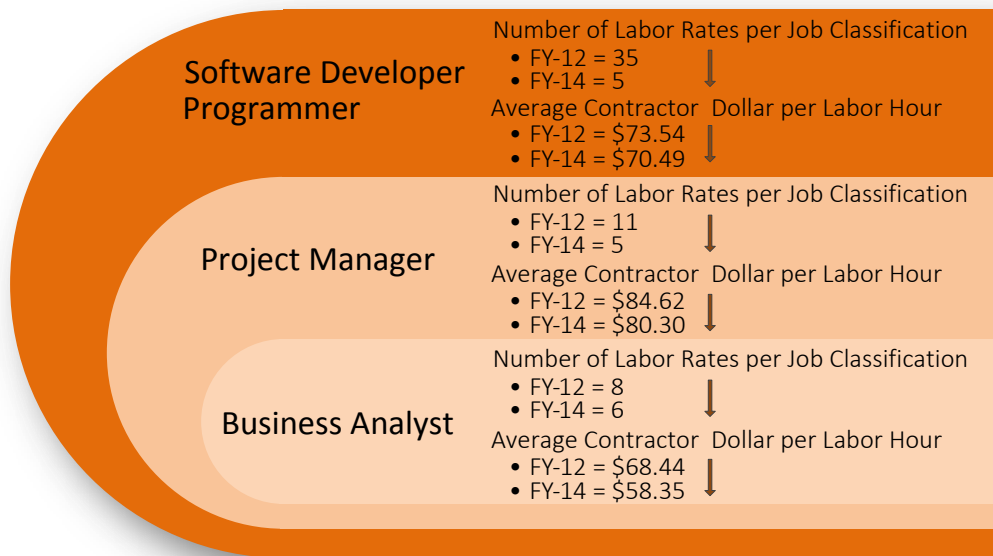


Figure 8: Managed Services Results FY14

Since 2012 the managed services contract has reduced the variability and increased predictability in budget estimation by 71%. The results are an overall reduction in contractor labor rates.

## Metrics

The OCIO wants to ensure its obligations are met by establishing metrics that serve as performance indicators within the department. The metrics span all core functions within the OCIO. Since this is the first annual report, the OCIO will introduce the metrics and report progress in the next annual report.

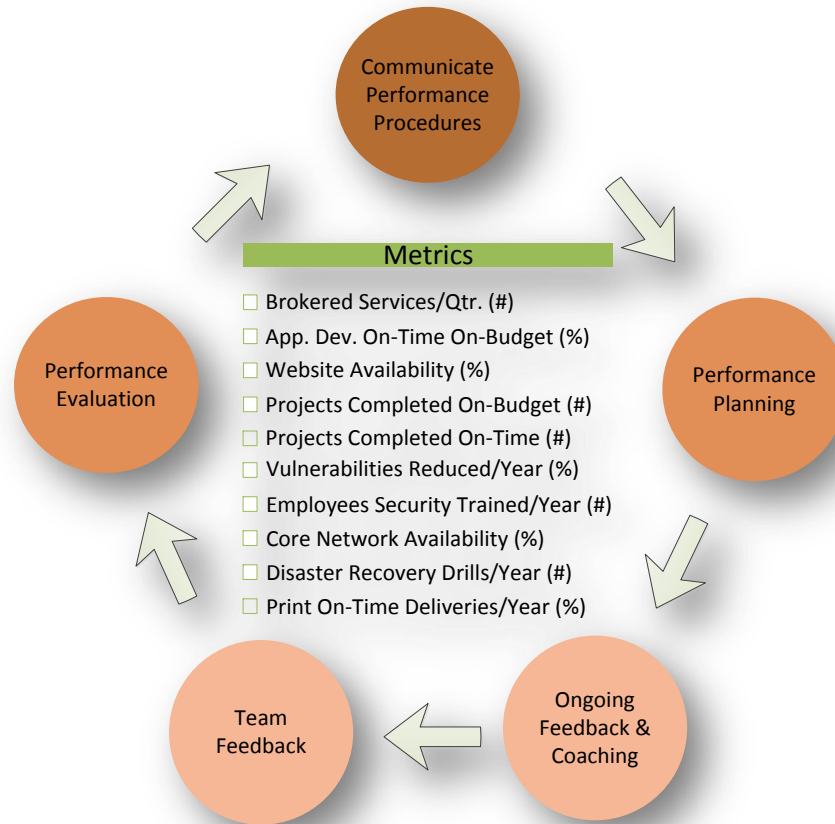


Figure 9: OCIO Metrics

## IOWAccess Revolving Fund

The various IOWAccess projects that have been developed through the IOWAccess Revolving Fund continue to make more data available from state government and are a means to connect more citizens to their government. Since 1998, completed projects totaling over \$14 million have been financially supported by IOWAccess. In addition, over \$4 million has been awarded towards e-Government projects currently under development.



IOWAccess funds support website development efforts of our partner Iowa Interactive. According to the IOWAccess Annual Report, Iowa Interactive invested 23,492 hours in development, project management, maintenance, customer support, account management and portal management activities and launched 6 new projects resulting in a cost avoidance of \$4,154,596

Several agencies have completed medium to large sized projects this year which will benefit Iowans and make state government more efficient.

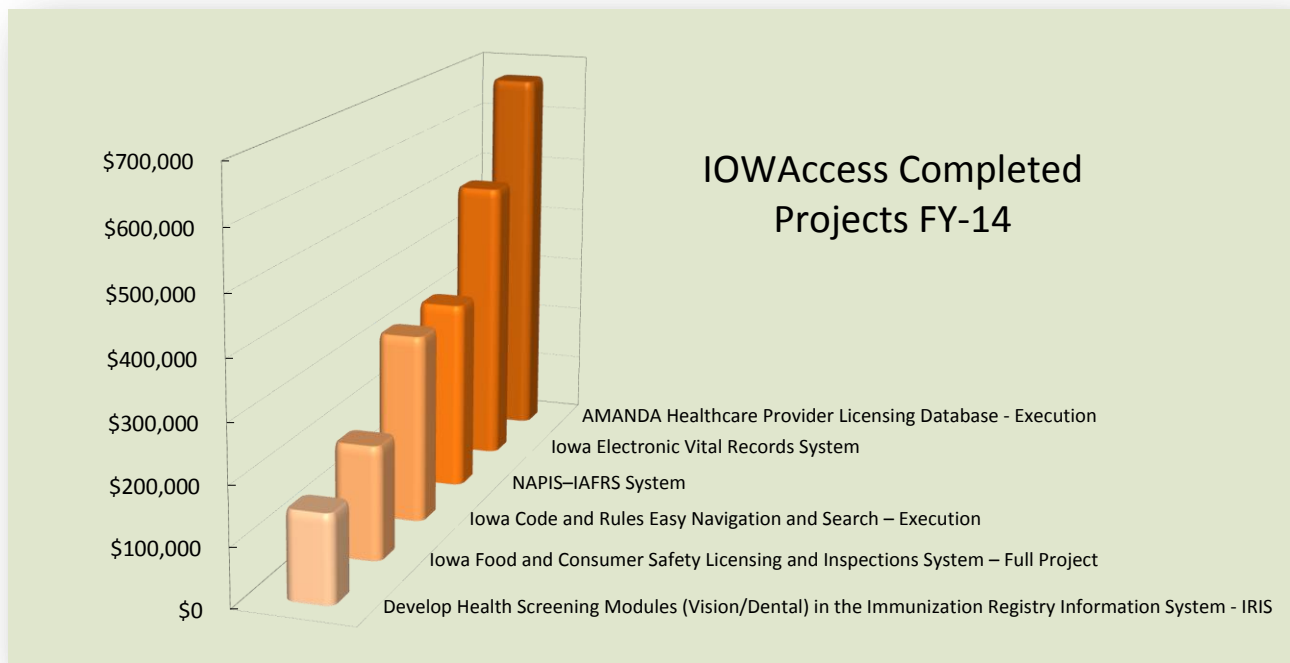


Figure 10: IOWAccess Completed Projects

The full report for IOWAccess can be found in Appendix C which contains the details of ongoing projects and their expenditures. IOWAccess earned \$14,261.93 dollars in interest for FY14.



## Financials

The OCIO projects minor increases in budget as it continues its initiatives to Centralize administration, Broker services, Consolidate, and Improve processes. Although there are minor increases anticipated from FY-14 through FY-16, we also foresee gains in efficiency and capability which allows a steady state spend pattern as the illustration below depicts.

The budget projection is required by the Legislature and provided by the OCIO.

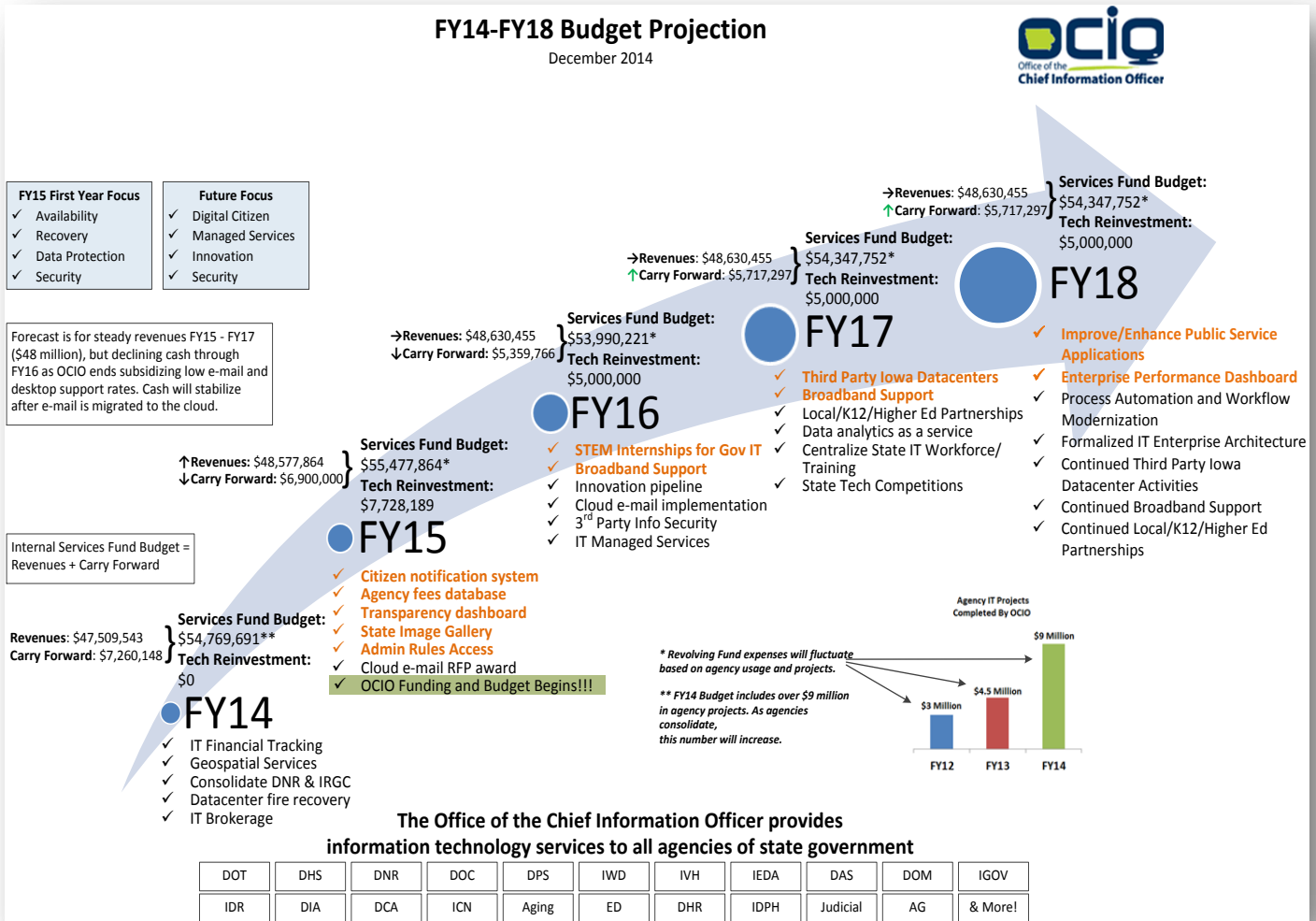


Figure 11: OCIO 5 Year Budget Projection as of Dec 2014

## Statewide Technology Spend

In accordance with Iowa Code Chapter 8B.21 section 6, the Office of the Chief Information Office creates an annual report regarding total spend on technology. A detailed breakdown of FY14 IT expenditures is included with this document as Appendix A. A summary analysis of that data is as follows:

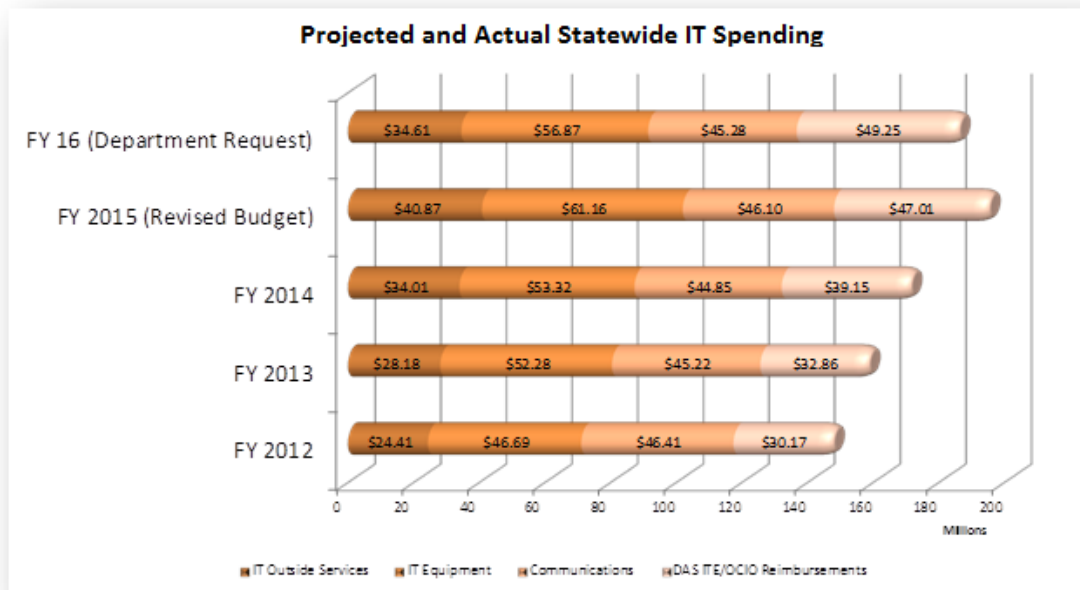


Figure 12: Projected and Actual Statewide IT Spending for FYs 2012-2016

There are four classes of data queried from the I/3 financial system: IT outside services, IT equipment, communications and ITE/OCIO reimbursements.

IT outside services is comprised of IT services provided by vendors to support a variety of state government projects and initiatives. IT equipment and software procurements provide the necessary equipment and software for workstations, network components, servers, and mainframes. Communications services include infrastructure for telephone networks and service charges from telecommunications providers.

DAS-ITE/OCIO reimbursements are service charges paid to DAS-ITE/OCIO for the delivery of IT services to state agencies. Service fees fund OCIO internal operations in support of state government.

The OCIO internal service fund 0123 activities showed \$47.7 Million dollars in receipts and \$47.5 Million dollars in expenses.

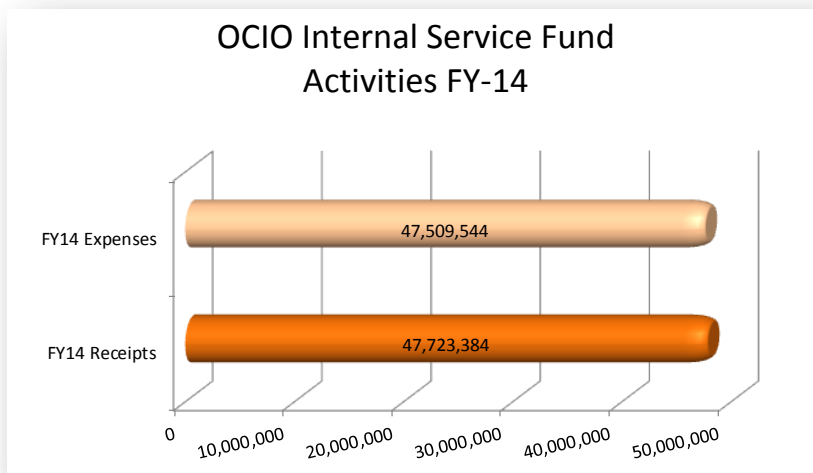


Figure 13: OCIO Internal Services Fund FY14

## **Accompanying Documents**

Appendix A: FY2014 Statewide Technology Expenditure Report

Appendix B: FY2011 and FY2012 Return on Investment Program Project Status Report

Appendix C: FY2014 IOWAccess Revolving Fund Annual Report

Appendix D: Iowa Interactive Annual Report

Appendix E: Information Technology Device Inventory

Appendix F: Salary Report

Appendix G: Donations, Grants, Gifts, and Contributions Report

**(Appendix A)**

## STATE OF IOWA

Report ID: TGB  
 Source: I/3 Finance  
 Budget FY: 2014

## EXPENDITURES FOR OBJECT CLASSES 418 AND 510

Page: 1 of 191  
 Run Date: 09/24/2014  
 Run Time: 04:00:04 AM

Month	Department	Department Name	Object Class	Object	Object Name	Posting Am
July	005	Administrative Services, Dept	418	4181	IT Professional Services	121,600.00
August				4181	IT Professional Services	126,890.95
September				4181	IT Professional Services	186,408.00
				4184	IT Technical Consultants	302,576.68
October				4181	IT Professional Services	301,297.51
				4184	IT Technical Consultants	583,197.01
November				4181	IT Professional Services	186,484.00
				4184	IT Technical Consultants	337,398.56
December				4181	IT Professional Services	145,908.70
				4184	IT Technical Consultants	2,814.48
January				4181	IT Professional Services	361,975.48
				4184	IT Technical Consultants	585,619.28
February				4181	IT Professional Services	184,965.00
				4184	IT Technical Consultants	342,203.52
March				4181	IT Professional Services	259,059.59
				4184	IT Technical Consultants	355,755.95
April				4181	IT Professional Services	202,282.00
				4184	IT Technical Consultants	324,671.91
May				4181	IT Professional Services	176,307.50
				4184	IT Technical Consultants	361,697.48
June				4181	IT Professional Services	152,268.30
				4184	IT Technical Consultants	343,687.85
July (H/O)				4181	IT Professional Services	250,024.50
				4184	IT Technical Consultants	357,376.65
August (H/O)				4181	IT Professional Services	1,629.00

Report ID: TGB  
 Source: I/3 Finance  
 Budget FY: 2014

STATE OF IOWA  
 EXPENDITURES FOR OBJECT CLASSES 418 AND 510

Page: 2 of 191  
 Run Date: 09/24/2014  
 Run Time: 04:00:04 AM

Month	Department	Department Name	Object Class	Object	Object Name	Posting Am
August (H/O)	005	Administrative Services, Dept	418	4184	IT Technical Consultants	260.00
	<b>005</b>	<b>Administrative Services, Dept</b>	<b>418</b>		<b>Sum:</b>	<b>6,554,359.90</b>

Month	Department	Department Name	Object Class	Object	Object Name	Posting Am
July	005	Administrative Services, Dept	510	3810	Desktop HW Purchase or Lease-Non Inventory	5,191.50
				3820	Desktop SW Purchase or License	109,305.86
				3850	Desktop SW Maintenance,Consumable	196,836.37
				3910	Server HW Purchase or Lease-Non Inventory	87,872.42
				3911	Server HW Purchase or Lease-Inventory	24,015.62
				3920	Server SW Purchase or License	189,550.32
				3940	Server HW Maintenance,Consumable	101,613.90
				3950	Server SW Maintenance,Consumable	343,348.10
				4011	Network HW Purchase or Lease-Inventory	37,263.04
				4020	Network SW Purchase or License	1,723.00
				4710	Printer HW Purchase or Lease-Non Inventory	238.63
August				3810	Desktop HW Purchase or Lease-Non Inventory	6,108.70
				3820	Desktop SW Purchase or License	7,002.32
				3830	Desktop Misc,Parts,Supplies,Consumable	135.00
				3840	Desktop HW Maintenance,Consumable	450.45
				3850	Desktop SW Maintenance,Consumable	45,358.83
				3910	Server HW Purchase or Lease-Non Inventory	83,472.61
				3911	Server HW Purchase or Lease-Inventory	2,550.03
				3920	Server SW Purchase or License	437,817.78
				3940	Server HW Maintenance,Consumable	268,980.52
				3950	Server SW Maintenance,Consumable	1,853,846.93

Report ID: TGB  
Source: I/3 Finance  
Budget FY: 2014

STATE OF IOWA  
EXPENDITURES FOR OBJECT CLASSES 418 AND 510

Page: 3 of 191  
Run Date: 09/24/2014  
Run Time: 04:00:04 AM

Month	Department	Department Name	Object Class	Object	Object Name	Posting Am
August	005	Administrative Services, Dept	510	4010	Network HW Purchase or Lease-Non Inventory	377.97
				4011	Network HW Purchase or Lease-Inventory	75,278.68
				4020	Network SW Purchase or License	50,400.00
				4040	Network HW Maintenance,Consumable	46,229.28
				4050	Network SW Maintenance,Consumable	15,889.37
				4711	Printer HW Purchase or Lease-Inventory	183.25
				4740	Printer HW Maintenance,Consumable	19,751.97
				4750	Printer SW Maintenance,Consumable	5,428.24
September				3810	Desktop HW Purchase or Lease-Non Inventory	10,799.10
				3820	Desktop SW Purchase or License	4,233.89
				3830	Desktop Misc,Parts,Supplies,Consumable	528.00
				3850	Desktop SW Maintenance,Consumable	5,252.75
				3910	Server HW Purchase or Lease-Non Inventory	113,999.70
				3920	Server SW Purchase or License	266,313.75
				3930	Server Misc,Parts,Supplies,Consumable	1,134.00
				3940	Server HW Maintenance,Consumable	1,808.33
				3950	Server SW Maintenance,Consumable	137,734.50
				4010	Network HW Purchase or Lease-Non Inventory	2,534.80
				4011	Network HW Purchase or Lease-Inventory	41,146.44
				4030	Network Misc,Parts,Supplies,Consumable	422.61
				4040	Network HW Maintenance,Consumable	4,520.20
				4710	Printer HW Purchase or Lease-Non Inventory	883.58
				4740	Printer HW Maintenance,Consumable	1,866.00
				4750	Printer SW Maintenance,Consumable	18,675.00
October				3810	Desktop HW Purchase or Lease-Non Inventory	4,785.12

Report ID: TGB  
Source: I/3 Finance  
Budget FY: 2014

STATE OF IOWA  
EXPENDITURES FOR OBJECT CLASSES 418 AND 510

Page: 4 of 191  
Run Date: 09/24/2014  
Run Time: 04:00:04 AM

Month	Department	Department Name	Object Class	Object	Object Name	Posting Am
October	005	Administrative Services, Dept	510	3820	Desktop SW Purchase or License	2,030.92
				3830	Desktop Misc,Parts,Supplies,Consumable	459.74
				3850	Desktop SW Maintenance,Consumable	1,891.89
				3910	Server HW Purchase or Lease-Non Inventory	77,270.97
				3920	Server SW Purchase or License	130,993.92
				3930	Server Misc,Parts,Supplies,Consumable	4,546.44
				3940	Server HW Maintenance,Consumable	2,843.33
				3950	Server SW Maintenance,Consumable	173,779.45
				4010	Network HW Purchase or Lease-Non Inventory	3,911.60
				4011	Network HW Purchase or Lease-Inventory	1,101.75
				4030	Network Misc,Parts,Supplies,Consumable	82.98
				4050	Network SW Maintenance,Consumable	182.70
				4740	Printer HW Maintenance,Consumable	6,118.01
				4750	Printer SW Maintenance,Consumable	4,556.29
November				3810	Desktop HW Purchase or Lease-Non Inventory	20,260.15
				3820	Desktop SW Purchase or License	548.85
				3830	Desktop Misc,Parts,Supplies,Consumable	269.95
				3850	Desktop SW Maintenance,Consumable	335.75
				3910	Server HW Purchase or Lease-Non Inventory	103,759.85
				3911	Server HW Purchase or Lease-Inventory	48,030.19
				3920	Server SW Purchase or License	81,257.45
				3930	Server Misc,Parts,Supplies,Consumable	1,322.58
				3940	Server HW Maintenance,Consumable	1,808.33
				3950	Server SW Maintenance,Consumable	206,913.99
				4011	Network HW Purchase or Lease-Inventory	1,101.75

Report ID: TGB  
Source: I/3 Finance  
Budget FY: 2014

STATE OF IOWA  
EXPENDITURES FOR OBJECT CLASSES 418 AND 510

Page: 5 of 191  
Run Date: 09/24/2014  
Run Time: 04:00:04 AM

Month	Department	Department Name	Object Class	Object	Object Name	Posting Am
November	005	Administrative Services, Dept	510	4030	Network Misc,Parts,Supplies,Consumable	10,570.45
				4040	Network HW Maintenance,Consumable	182.70
				4740	Printer HW Maintenance,Consumable	2,430.84
December				3810	Desktop HW Purchase or Lease-Non Inventory	5,496.00
				3820	Desktop SW Purchase or License	1,049.73
				3830	Desktop Misc,Parts,Supplies,Consumable	1,030.98
				3850	Desktop SW Maintenance,Consumable	10,243.97
				3910	Server HW Purchase or Lease-Non Inventory	85,395.29
				3911	Server HW Purchase or Lease-Inventory	12,975.00
				3920	Server SW Purchase or License	282,567.57
				3930	Server Misc,Parts,Supplies,Consumable	19,740.25
				3940	Server HW Maintenance,Consumable	1,808.33
				3950	Server SW Maintenance,Consumable	100,714.48
				4011	Network HW Purchase or Lease-Inventory	39,200.00
				4040	Network HW Maintenance,Consumable	113,695.05
				4050	Network SW Maintenance,Consumable	992.44
				4710	Printer HW Purchase or Lease-Non Inventory	358.00
				4711	Printer HW Purchase or Lease-Inventory	717.75
				4740	Printer HW Maintenance,Consumable	14,928.00
January				3810	Desktop HW Purchase or Lease-Non Inventory	31,208.76
				3820	Desktop SW Purchase or License	1,999.19
				3830	Desktop Misc,Parts,Supplies,Consumable	75.00
				3850	Desktop SW Maintenance,Consumable	335.75
				3910	Server HW Purchase or Lease-Non Inventory	125,957.84
				3911	Server HW Purchase or Lease-Inventory	(18,284.80)



Report ID: TGB  
 Source: I/3 Finance  
 Budget FY: 2014

STATE OF IOWA  
 EXPENDITURES FOR OBJECT CLASSES 418 AND 510

Page: 6 of 191  
 Run Date: 09/24/2014  
 Run Time: 04:00:04 AM

Month	Department	Department Name	Object Class	Object	Object Name	Posting Am
January	005	Administrative Services, Dept	510	3920	Server SW Purchase or License	277,953.62
				3930	Server Misc,Parts,Supplies,Consumable	827.00
				3940	Server HW Maintenance,Consumable	1,808.33
				3950	Server SW Maintenance,Consumable	203,245.60
				4011	Network HW Purchase or Lease-Inventory	10,101.00
				4040	Network HW Maintenance,Consumable	561.60
				4050	Network SW Maintenance,Consumable	1,325.70
				4710	Printer HW Purchase or Lease-Non Inventory	187.43
				4730	Printer Misc,Parts,Supplies,Consumable	71.50
February				3810	Desktop HW Purchase or Lease-Non Inventory	35,466.85
				3820	Desktop SW Purchase or License	2,374.95
				3850	Desktop SW Maintenance,Consumable	335.75
				3910	Server HW Purchase or Lease-Non Inventory	39,074.31
				3911	Server HW Purchase or Lease-Inventory	5,730.47
				3920	Server SW Purchase or License	203,832.33
				3930	Server Misc,Parts,Supplies,Consumable	27,855.12
				3940	Server HW Maintenance,Consumable	87,964.50
				3950	Server SW Maintenance,Consumable	246,651.97
				4010	Network HW Purchase or Lease-Non Inventory	3,367.00
				4040	Network HW Maintenance,Consumable	187.20
March				3810	Desktop HW Purchase or Lease-Non Inventory	20,115.89
				3820	Desktop SW Purchase or License	98,204.32
				3830	Desktop Misc,Parts,Supplies,Consumable	2,485.08
				3850	Desktop SW Maintenance,Consumable	335.75
				3910	Server HW Purchase or Lease-Non Inventory	135,737.94

Report ID: TGB  
Source: I/3 Finance  
Budget FY: 2014

STATE OF IOWA  
EXPENDITURES FOR OBJECT CLASSES 418 AND 510

Page: 7 of 191  
Run Date: 09/24/2014  
Run Time: 04:00:04 AM

Month	Department	Department Name	Object Class	Object	Object Name	Posting Am
March	005	Administrative Services, Dept	510	3911	Server HW Purchase or Lease-Inventory	1,373.22
				3920	Server SW Purchase or License	222,471.97
				3930	Server Misc,Parts,Supplies,Consumable	49,551.00
				3940	Server HW Maintenance,Consumable	1,808.33
				3950	Server SW Maintenance,Consumable	217,725.21
				4050	Network SW Maintenance,Consumable	15,196.00
				4710	Printer HW Purchase or Lease-Non Inventory	1,312.01
April				3810	Desktop HW Purchase or Lease-Non Inventory	17,830.57
				3820	Desktop SW Purchase or License	1,369.90
				3850	Desktop SW Maintenance,Consumable	335.75
				3910	Server HW Purchase or Lease-Non Inventory	110,407.58
				3911	Server HW Purchase or Lease-Inventory	1,610.81
				3920	Server SW Purchase or License	318,503.79
				3930	Server Misc,Parts,Supplies,Consumable	4,581.00
				3940	Server HW Maintenance,Consumable	(53,005.59)
				3950	Server SW Maintenance,Consumable	527,814.65
				4010	Network HW Purchase or Lease-Non Inventory	13,362.80
				4030	Network Misc,Parts,Supplies,Consumable	382.00
				4050	Network SW Maintenance,Consumable	3,212.71
				4710	Printer HW Purchase or Lease-Non Inventory	187.43
May				3810	Desktop HW Purchase or Lease-Non Inventory	13,214.52
				3820	Desktop SW Purchase or License	20,729.49
				3850	Desktop SW Maintenance,Consumable	335.75
				3910	Server HW Purchase or Lease-Non Inventory	51,355.94
				3911	Server HW Purchase or Lease-Inventory	1,191.53

Report ID: TGB  
 Source: I/3 Finance  
 Budget FY: 2014

STATE OF IOWA  
 EXPENDITURES FOR OBJECT CLASSES 418 AND 510

Page: 8 of 191  
 Run Date: 09/24/2014  
 Run Time: 04:00:04 AM

Month	Department	Department Name	Object Class	Object	Object Name	Posting Am
May	005	Administrative Services, Dept	510	3920	Server SW Purchase or License	57,350.81
				3940	Server HW Maintenance,Consumable	1,808.33
				3950	Server SW Maintenance,Consumable	43,998.44
				4010	Network HW Purchase or Lease-Non Inventory	30,235.10
				4011	Network HW Purchase or Lease-Inventory	119,628.78
				4050	Network SW Maintenance,Consumable	13,589.54
				4710	Printer HW Purchase or Lease-Non Inventory	374.86
				4740	Printer HW Maintenance,Consumable	1,922.00
June				3810	Desktop HW Purchase or Lease-Non Inventory	31,232.17
				3811	Desktop HW Purchase or Lease-Inventory	2,303.28
				3820	Desktop SW Purchase or License	9,845.89
				3850	Desktop SW Maintenance,Consumable	335.75
				3910	Server HW Purchase or Lease-Non Inventory	103,667.61
				3911	Server HW Purchase or Lease-Inventory	2,191.97
				3920	Server SW Purchase or License	264,573.15
				3930	Server Misc,Parts,Supplies,Consumable	16,000.00
				3940	Server HW Maintenance,Consumable	5,774.93
				3950	Server SW Maintenance,Consumable	253,004.92
				4010	Network HW Purchase or Lease-Non Inventory	2,463.50
				4011	Network HW Purchase or Lease-Inventory	59,166.94
				4050	Network SW Maintenance,Consumable	14,062.57
				4710	Printer HW Purchase or Lease-Non Inventory	187.43
				4740	Printer HW Maintenance,Consumable	(15,164.93)
July (H/O)				3810	Desktop HW Purchase or Lease-Non Inventory	139.98
				3820	Desktop SW Purchase or License	(1,113.62)

Report ID: TGB  
 Source: I/3 Finance  
 Budget FY: 2014

STATE OF IOWA  
 EXPENDITURES FOR OBJECT CLASSES 418 AND 510

Page: 9 of 191  
 Run Date: 09/24/2014  
 Run Time: 04:00:04 AM

Month	Department	Department Name	Object Class	Object	Object Name	Posting Am
July (H/O)	005	Administrative Services, Dept	510	3830	Desktop Misc,Parts,Supplies,Consumable	95.19
				3850	Desktop SW Maintenance,Consumable	259,689.90
				3910	Server HW Purchase or Lease-Non Inventory	610,464.00
				3911	Server HW Purchase or Lease-Inventory	60,402.84
				3920	Server SW Purchase or License	43,348.33
				3930	Server Misc,Parts,Supplies,Consumable	7,412.80
				3940	Server HW Maintenance,Consumable	(34,333.28)
				3950	Server SW Maintenance,Consumable	(768,573.72)
				4011	Network HW Purchase or Lease-Inventory	1,279.76
				4020	Network SW Purchase or License	83,410.10
				4040	Network HW Maintenance,Consumable	(29,442.52)
				4050	Network SW Maintenance,Consumable	(6,366.38)
				4750	Printer SW Maintenance,Consumable	(5,428.14)
August (H/O)				3820	Desktop SW Purchase or License	1,407.70
				3850	Desktop SW Maintenance,Consumable	133.00
				3910	Server HW Purchase or Lease-Non Inventory	1,125.88
				3920	Server SW Purchase or License	273,741.45
				3950	Server SW Maintenance,Consumable	137,395.00
				4740	Printer HW Maintenance,Consumable	89.00
	<b>005</b>	<b>Administrative Services, Dept</b>	<b>510</b>		<b>Sum:</b>	<b>10,955,715.75</b>

Month	Department	Department Name	Object Class	Object	Object Name	Posting Am
July	009	Agriculture and Land Stewardship	510	3820	Desktop SW Purchase or License	24,332.65
				3930	Server Misc,Parts,Supplies,Consumable	600.00
August				3810	Desktop HW Purchase or Lease-Non Inventory	1,299.98

Report ID: TGB  
 Source: I/3 Finance  
 Budget FY: 2014

STATE OF IOWA  
 EXPENDITURES FOR OBJECT CLASSES 418 AND 510

Page: 10 of 191  
 Run Date: 09/24/2014  
 Run Time: 04:00:04 AM

Month	Department	Department Name	Object Class	Object	Object Name	Posting Am
August	009	Agriculture and Land Stewardship	510	3820	Desktop SW Purchase or License	18,084.02
				4730	Printer Misc,Parts,Supplies,Consumable	49.70
September				3810	Desktop HW Purchase or Lease-Non Inventory	1,927.18
				3820	Desktop SW Purchase or License	180.00
				3830	Desktop Misc,Parts,Supplies,Consumable	416.08
				4710	Printer HW Purchase or Lease-Non Inventory	987.00
				4730	Printer Misc,Parts,Supplies,Consumable	2,234.89
October				3810	Desktop HW Purchase or Lease-Non Inventory	1,516.89
				3820	Desktop SW Purchase or License	8,515.74
				3830	Desktop Misc,Parts,Supplies,Consumable	98.64
				4020	Network SW Purchase or License	250.00
				4710	Printer HW Purchase or Lease-Non Inventory	419.26
				4730	Printer Misc,Parts,Supplies,Consumable	1,034.38
November				3830	Desktop Misc,Parts,Supplies,Consumable	18.19
				4730	Printer Misc,Parts,Supplies,Consumable	1,752.48
December				3810	Desktop HW Purchase or Lease-Non Inventory	860.82
				3820	Desktop SW Purchase or License	2,591.60
				3830	Desktop Misc,Parts,Supplies,Consumable	44.42
				4710	Printer HW Purchase or Lease-Non Inventory	584.72
				4730	Printer Misc,Parts,Supplies,Consumable	169.55
January				3810	Desktop HW Purchase or Lease-Non Inventory	2,318.55
				3820	Desktop SW Purchase or License	678.30
				3830	Desktop Misc,Parts,Supplies,Consumable	836.63
				4710	Printer HW Purchase or Lease-Non Inventory	519.62
				4730	Printer Misc,Parts,Supplies,Consumable	2,124.05

Report ID: TGB  
 Source: I/3 Finance  
 Budget FY: 2014

STATE OF IOWA  
 EXPENDITURES FOR OBJECT CLASSES 418 AND 510

Page: 11 of 191  
 Run Date: 09/24/2014  
 Run Time: 04:00:04 AM

Month	Department	Department Name	Object Class	Object	Object Name	Posting Am
February	009	Agriculture and Land Stewardship	510	3820	Desktop SW Purchase or License	339.15
				3830	Desktop Misc,Parts,Supplies,Consumable	131.82
				4710	Printer HW Purchase or Lease-Non Inventory	1,600.80
				4730	Printer Misc,Parts,Supplies,Consumable	1,540.58
March				3820	Desktop SW Purchase or License	1,235.00
				4710	Printer HW Purchase or Lease-Non Inventory	565.68
				4730	Printer Misc,Parts,Supplies,Consumable	2,212.33
April				3810	Desktop HW Purchase or Lease-Non Inventory	954.60
				3820	Desktop SW Purchase or License	79.98
				3830	Desktop Misc,Parts,Supplies,Consumable	171.00
				3840	Desktop HW Maintenance,Consumable	109.92
				4710	Printer HW Purchase or Lease-Non Inventory	1,336.41
				4730	Printer Misc,Parts,Supplies,Consumable	2,451.71
May				3810	Desktop HW Purchase or Lease-Non Inventory	954.60
				3820	Desktop SW Purchase or License	79.98
				3830	Desktop Misc,Parts,Supplies,Consumable	813.98
				3910	Server HW Purchase or Lease-Non Inventory	4,753.13
				3930	Server Misc,Parts,Supplies,Consumable	5,569.77
				4730	Printer Misc,Parts,Supplies,Consumable	1,020.93
June				3810	Desktop HW Purchase or Lease-Non Inventory	17,561.62
				3820	Desktop SW Purchase or License	2,469.13
				3830	Desktop Misc,Parts,Supplies,Consumable	8,748.56
				3910	Server HW Purchase or Lease-Non Inventory	(393.07)
				4030	Network Misc,Parts,Supplies,Consumable	1,118.19
				4730	Printer Misc,Parts,Supplies,Consumable	1,323.35

Report ID: TGB  
 Source: I/3 Finance  
 Budget FY: 2014

STATE OF IOWA  
 EXPENDITURES FOR OBJECT CLASSES 418 AND 510

Page: 12 of 191  
 Run Date: 09/24/2014  
 Run Time: 04:00:04 AM

Month	Department	Department Name	Object Class	Object	Object Name	Posting Am
June	009	Agriculture and Land Stewardship	510	4740	Printer HW Maintenance,Consumable	709.48
July (H/O)				3810	Desktop HW Purchase or Lease-Non Inventory	1,432.47
				3820	Desktop SW Purchase or License	1,969.98
				3830	Desktop Misc,Parts,Supplies,Consumable	1,952.60
				3910	Server HW Purchase or Lease-Non Inventory	(269.06)
				3911	Server HW Purchase or Lease-Inventory	9,565.94
				4730	Printer Misc,Parts,Supplies,Consumable	2,212.34
August (H/O)				3820	Desktop SW Purchase or License	79.98
				3830	Desktop Misc,Parts,Supplies,Consumable	70.98
				4710	Printer HW Purchase or Lease-Non Inventory	628.00
	<b>009</b>	<b>Agriculture and Land Stewardship</b>	<b>510</b>		<b>Sum:</b>	<b>149,547.20</b>

Month	Department	Department Name	Object Class	Object	Object Name	Posting Am
August	112	Attorney General	418	4181	IT Professional Services	61,090.90
September				4181	IT Professional Services	61,090.90
October				4181	IT Professional Services	61,090.90
November				4181	IT Professional Services	60,913.40
December				4181	IT Professional Services	60,913.40
January				4181	IT Professional Services	60,913.40
February				4181	IT Professional Services	60,913.40
March				4181	IT Professional Services	60,913.40
April				4181	IT Professional Services	60,913.40
May				4181	IT Professional Services	60,913.40
June				4181	IT Professional Services	60,913.40
July (H/O)				4181	IT Professional Services	60,913.40

Report ID: TGB  
 Source: I/3 Finance  
 Budget FY: 2014

STATE OF IOWA  
 EXPENDITURES FOR OBJECT CLASSES 418 AND 510

Page: 13 of 191  
 Run Date: 09/24/2014  
 Run Time: 04:00:04 AM

Month	Department	Department Name	Object Class	Object	Object Name	Posting Am
	112	Attorney General	418			<b>Sum: 731,493.30</b>

Month	Department	Department Name	Object Class	Object	Object Name	Posting Am
July	112	Attorney General	510	3810	Desktop HW Purchase or Lease-Non Inventory	519.00
				3820	Desktop SW Purchase or License	139.94
				3830	Desktop Misc,Parts,Supplies,Consumable	165.62
				3850	Desktop SW Maintenance,Consumable	4,500.00
				4740	Printer HW Maintenance,Consumable	425.00
August				3820	Desktop SW Purchase or License	39.95
				3830	Desktop Misc,Parts,Supplies,Consumable	845.00
				3950	Server SW Maintenance,Consumable	1,500.00
				4710	Printer HW Purchase or Lease-Non Inventory	360.87
				4740	Printer HW Maintenance,Consumable	145.00
September				3820	Desktop SW Purchase or License	1,700.00
				3830	Desktop Misc,Parts,Supplies,Consumable	360.06
				3850	Desktop SW Maintenance,Consumable	798.00
				4740	Printer HW Maintenance,Consumable	71.25
October				3810	Desktop HW Purchase or Lease-Non Inventory	716.73
				3820	Desktop SW Purchase or License	2,397.66
				3830	Desktop Misc,Parts,Supplies,Consumable	57.00
				3850	Desktop SW Maintenance,Consumable	520.00
				3950	Server SW Maintenance,Consumable	11,350.62
				4740	Printer HW Maintenance,Consumable	1,008.70
November				3830	Desktop Misc,Parts,Supplies,Consumable	959.48
				3950	Server SW Maintenance,Consumable	4,560.00



Report ID: TGB  
 Source: I/3 Finance  
 Budget FY: 2014

STATE OF IOWA  
 EXPENDITURES FOR OBJECT CLASSES 418 AND 510

Page: 14 of 191  
 Run Date: 09/24/2014  
 Run Time: 04:00:04 AM

Month	Department	Department Name	Object Class	Object	Object Name	Posting Am
November	112	Attorney General	510	4710	Printer HW Purchase or Lease-Non Inventory	2,638.78
December				3810	Desktop HW Purchase or Lease-Non Inventory	491.00
				3830	Desktop Misc,Parts,Supplies,Consumable	1,198.00
				3920	Server SW Purchase or License	2,500.00
				4710	Printer HW Purchase or Lease-Non Inventory	279.00
				4740	Printer HW Maintenance,Consumable	699.59
January				3810	Desktop HW Purchase or Lease-Non Inventory	(716.73)
				3830	Desktop Misc,Parts,Supplies,Consumable	405.02
				3920	Server SW Purchase or License	10,199.00
				4710	Printer HW Purchase or Lease-Non Inventory	3,796.00
				4740	Printer HW Maintenance,Consumable	410.43
February				3810	Desktop HW Purchase or Lease-Non Inventory	1,736.00
				3820	Desktop SW Purchase or License	3,618.97
				3830	Desktop Misc,Parts,Supplies,Consumable	376.95
				3850	Desktop SW Maintenance,Consumable	1,138.75
				4710	Printer HW Purchase or Lease-Non Inventory	279.00
				4730	Printer Misc,Parts,Supplies,Consumable	395.00
				4740	Printer HW Maintenance,Consumable	332.50
March				3830	Desktop Misc,Parts,Supplies,Consumable	570.94
				4730	Printer Misc,Parts,Supplies,Consumable	35.00
				4740	Printer HW Maintenance,Consumable	65.00
April				3820	Desktop SW Purchase or License	4,608.00
				3830	Desktop Misc,Parts,Supplies,Consumable	607.89
				3950	Server SW Maintenance,Consumable	2,080.00
				4710	Printer HW Purchase or Lease-Non Inventory	2,806.92

Report ID: TGB  
 Source: I/3 Finance  
 Budget FY: 2014

STATE OF IOWA  
 EXPENDITURES FOR OBJECT CLASSES 418 AND 510

Page: 15 of 191  
 Run Date: 09/24/2014  
 Run Time: 04:00:04 AM

Month	Department	Department Name	Object Class	Object	Object Name	Posting Am
April	112	Attorney General	510	4740	Printer HW Maintenance,Consumable	207.50
May				3820	Desktop SW Purchase or License	748.35
				3830	Desktop Misc,Parts,Supplies,Consumable	262.00
				3850	Desktop SW Maintenance,Consumable	933.75
				4740	Printer HW Maintenance,Consumable	381.05
June				3810	Desktop HW Purchase or Lease-Non Inventory	707.99
				3830	Desktop Misc,Parts,Supplies,Consumable	3,605.90
				3911	Server HW Purchase or Lease-Inventory	17,248.04
				3920	Server SW Purchase or License	20,273.07
				4740	Printer HW Maintenance,Consumable	430.99
July (H/O)				3820	Desktop SW Purchase or License	52,031.07
				3830	Desktop Misc,Parts,Supplies,Consumable	308.75
				3850	Desktop SW Maintenance,Consumable	99.00
August (H/O)				3810	Desktop HW Purchase or Lease-Non Inventory	497.79
				3820	Desktop SW Purchase or License	550.88
				4710	Printer HW Purchase or Lease-Non Inventory	1,293.05
	<b>112</b>	<b>Attorney General</b>	<b>510</b>		<b>Sum:</b>	<b>173,270.07</b>

Month	Department	Department Name	Object Class	Object	Object Name	Posting Am
October	114	Consumer Advocate	510	3820	Desktop SW Purchase or License	69.98
				3850	Desktop SW Maintenance,Consumable	333.84
January				3810	Desktop HW Purchase or Lease-Non Inventory	1,158.00
April				3930	Server Misc,Parts,Supplies,Consumable	162.66
June				3820	Desktop SW Purchase or License	900.00
July (H/O)				3820	Desktop SW Purchase or License	(132.00)

Report ID: TGB  
 Source: I/3 Finance  
 Budget FY: 2014

STATE OF IOWA  
 EXPENDITURES FOR OBJECT CLASSES 418 AND 510

Page: 16 of 191  
 Run Date: 09/24/2014  
 Run Time: 04:00:04 AM

Month	Department	Department Name	Object Class	Object	Object Name	Posting Am
July (H/O)	114	Consumer Advocate	510	3930	Server Misc,Parts,Supplies,Consumable	265.24
	<b>114</b>	<b>Consumer Advocate</b>	<b>510</b>		<b>Sum:</b>	<b>2,757.72</b>

Month	Department	Department Name	Object Class	Object	Object Name	Posting Am
July	126	Auditor Of State	510	3820	Desktop SW Purchase or License	409.65
				3850	Desktop SW Maintenance,Consumable	3,189.46
				3940	Server HW Maintenance,Consumable	550.00
				3950	Server SW Maintenance,Consumable	16,777.19
				4040	Network HW Maintenance,Consumable	85.00
				4050	Network SW Maintenance,Consumable	3,676.50
August				3940	Server HW Maintenance,Consumable	814.00
				4030	Network Misc,Parts,Supplies,Consumable	163.80
				4730	Printer Misc,Parts,Supplies,Consumable	1,317.17
				4740	Printer HW Maintenance,Consumable	617.90
September				4030	Network Misc,Parts,Supplies,Consumable	42.45
				4040	Network HW Maintenance,Consumable	85.00
				4730	Printer Misc,Parts,Supplies,Consumable	2,411.85
October				3850	Desktop SW Maintenance,Consumable	6,336.00
				3930	Server Misc,Parts,Supplies,Consumable	242.68
				4030	Network Misc,Parts,Supplies,Consumable	24.64
				4040	Network HW Maintenance,Consumable	85.00
				4730	Printer Misc,Parts,Supplies,Consumable	1,448.67
				4740	Printer HW Maintenance,Consumable	153.00
November				3850	Desktop SW Maintenance,Consumable	936.00
				4040	Network HW Maintenance,Consumable	85.00

Report ID: TGB  
 Source: I/3 Finance  
 Budget FY: 2014

STATE OF IOWA  
 EXPENDITURES FOR OBJECT CLASSES 418 AND 510

Page: 17 of 191  
 Run Date: 09/24/2014  
 Run Time: 04:00:04 AM

Month	Department	Department Name	Object Class	Object	Object Name	Posting Am
November	126	Auditor Of State	510	4730	Printer Misc,Parts,Supplies,Consumable	738.40
December				3930	Server Misc,Parts,Supplies,Consumable	102.70
				4730	Printer Misc,Parts,Supplies,Consumable	800.59
				4740	Printer HW Maintenance,Consumable	332.70
January				4030	Network Misc,Parts,Supplies,Consumable	428.09
				4730	Printer Misc,Parts,Supplies,Consumable	1,991.49
				4740	Printer HW Maintenance,Consumable	249.74
February				3830	Desktop Misc,Parts,Supplies,Consumable	139.98
				4030	Network Misc,Parts,Supplies,Consumable	236.00
				4730	Printer Misc,Parts,Supplies,Consumable	519.38
March				3911	Server HW Purchase or Lease-Inventory	3,960.00
				3950	Server SW Maintenance,Consumable	199.00
				4711	Printer HW Purchase or Lease-Inventory	1,799.90
				4730	Printer Misc,Parts,Supplies,Consumable	1,242.97
				4740	Printer HW Maintenance,Consumable	85.00
April				3811	Desktop HW Purchase or Lease-Inventory	320.00
				3850	Desktop SW Maintenance,Consumable	6,336.00
				4730	Printer Misc,Parts,Supplies,Consumable	787.74
				4740	Printer HW Maintenance,Consumable	434.90
May				3830	Desktop Misc,Parts,Supplies,Consumable	102.70
				3930	Server Misc,Parts,Supplies,Consumable	27.87
				3950	Server SW Maintenance,Consumable	699.00
				4011	Network HW Purchase or Lease-Inventory	3,036.29
				4030	Network Misc,Parts,Supplies,Consumable	23.52
				4040	Network HW Maintenance,Consumable	85.00

Report ID: TGB  
 Source: I/3 Finance  
 Budget FY: 2014

STATE OF IOWA  
 EXPENDITURES FOR OBJECT CLASSES 418 AND 510

Page: 18 of 191  
 Run Date: 09/24/2014  
 Run Time: 04:00:04 AM

Month	Department	Department Name	Object Class	Object	Object Name	Posting Am
May	126	Auditor Of State	510	4730	Printer Misc,Parts,Supplies,Consumable	1,295.31
				4740	Printer HW Maintenance,Consumable	277.85
June				3930	Server Misc,Parts,Supplies,Consumable	174.66
				3950	Server SW Maintenance,Consumable	305.98
				4730	Printer Misc,Parts,Supplies,Consumable	446.23
				4740	Printer HW Maintenance,Consumable	50.00
July (H/O)				3811	Desktop HW Purchase or Lease-Inventory	24,235.86
				3830	Desktop Misc,Parts,Supplies,Consumable	2,368.80
				3850	Desktop SW Maintenance,Consumable	(6,336.00)
				3910	Server HW Purchase or Lease-Non Inventory	18,530.90
				3920	Server SW Purchase or License	2,430.00
				3940	Server HW Maintenance,Consumable	(275.00)
				4040	Network HW Maintenance,Consumable	85.00
				4711	Printer HW Purchase or Lease-Inventory	1,499.94
				4730	Printer Misc,Parts,Supplies,Consumable	351.64
	<b>126</b>	<b>Auditor Of State</b>	<b>510</b>		<b>Sum:</b>	<b>109,571.09</b>

Month	Department	Department Name	Object Class	Object	Object Name	Posting Am
August	131	Dept For The Blind	418	4181	IT Professional Services	8,997.50
September				4181	IT Professional Services	7,571.25
October				4181	IT Professional Services	3,680.00
November				4181	IT Professional Services	2,190.63
December				4181	IT Professional Services	353.75
January				4181	IT Professional Services	322.50
February				4181	IT Professional Services	1,956.25

Report ID: TGB  
 Source: I/3 Finance  
 Budget FY: 2014

STATE OF IOWA  
 EXPENDITURES FOR OBJECT CLASSES 418 AND 510

Page: 19 of 191  
 Run Date: 09/24/2014  
 Run Time: 04:00:04 AM

Month	Department	Department Name	Object Class	Object	Object Name	Posting Am
	131	Dept For The Blind	418			<b>Sum: 25,071.88</b>

Month	Department	Department Name	Object Class	Object	Object Name	Posting Am
July	131	Dept For The Blind	510	3940	Server HW Maintenance,Consumable	682.00
August				3820	Desktop SW Purchase or License	32.90
				3830	Desktop Misc,Parts,Supplies,Consumable	29.30
				3920	Server SW Purchase or License	1,776.10
				3930	Server Misc,Parts,Supplies,Consumable	308.62
				3940	Server HW Maintenance,Consumable	417.00
				3950	Server SW Maintenance,Consumable	52.08
				4730	Printer Misc,Parts,Supplies,Consumable	555.09
September				3810	Desktop HW Purchase or Lease-Non Inventory	140.98
				3911	Server HW Purchase or Lease-Inventory	39,123.53
				3940	Server HW Maintenance,Consumable	417.00
				4050	Network SW Maintenance,Consumable	7,329.55
				4730	Printer Misc,Parts,Supplies,Consumable	(4.79)
				4750	Printer SW Maintenance,Consumable	90.00
October				3810	Desktop HW Purchase or Lease-Non Inventory	212.98
				3820	Desktop SW Purchase or License	1,976.50
				3830	Desktop Misc,Parts,Supplies,Consumable	151.95
				3940	Server HW Maintenance,Consumable	417.00
				4730	Printer Misc,Parts,Supplies,Consumable	1,319.59
November				3810	Desktop HW Purchase or Lease-Non Inventory	3,344.90
				3820	Desktop SW Purchase or License	266.85
				3920	Server SW Purchase or License	2,438.00

Report ID: TGB  
 Source: I/3 Finance  
 Budget FY: 2014

STATE OF IOWA  
 EXPENDITURES FOR OBJECT CLASSES 418 AND 510

Page: 20 of 191  
 Run Date: 09/24/2014  
 Run Time: 04:00:04 AM

Month	Department	Department Name	Object Class	Object	Object Name	Posting Am
November	131	Dept For The Blind	510	3930	Server Misc,Parts,Supplies,Consumable	27.80
				3940	Server HW Maintenance,Consumable	417.00
				4730	Printer Misc,Parts,Supplies,Consumable	218.96
				4740	Printer HW Maintenance,Consumable	1,597.73
December				3830	Desktop Misc,Parts,Supplies,Consumable	69.00
				3920	Server SW Purchase or License	7,020.25
				3930	Server Misc,Parts,Supplies,Consumable	340.79
				3940	Server HW Maintenance,Consumable	417.00
				3950	Server SW Maintenance,Consumable	30,000.00
				4020	Network SW Purchase or License	2,081.00
				4730	Printer Misc,Parts,Supplies,Consumable	259.98
January				3820	Desktop SW Purchase or License	64.99
				3940	Server HW Maintenance,Consumable	417.00
				4730	Printer Misc,Parts,Supplies,Consumable	781.12
February				4730	Printer Misc,Parts,Supplies,Consumable	406.65
March				3810	Desktop HW Purchase or Lease-Non Inventory	47.99
				3820	Desktop SW Purchase or License	134.82
				3830	Desktop Misc,Parts,Supplies,Consumable	181.78
				3940	Server HW Maintenance,Consumable	834.00
				4710	Printer HW Purchase or Lease-Non Inventory	345.97
				4730	Printer Misc,Parts,Supplies,Consumable	1,106.30
April				3810	Desktop HW Purchase or Lease-Non Inventory	3,014.00
				3940	Server HW Maintenance,Consumable	417.00
				3950	Server SW Maintenance,Consumable	30,000.00
				4730	Printer Misc,Parts,Supplies,Consumable	451.54

Report ID: TGB  
 Source: I/3 Finance  
 Budget FY: 2014

STATE OF IOWA  
 EXPENDITURES FOR OBJECT CLASSES 418 AND 510

Page: 21 of 191  
 Run Date: 09/24/2014  
 Run Time: 04:00:04 AM

Month	Department	Department Name	Object Class	Object	Object Name	Posting Am
May	131	Dept For The Blind	510	3830	Desktop Misc,Parts,Supplies,Consumable	512.63
				3930	Server Misc,Parts,Supplies,Consumable	414.06
				3940	Server HW Maintenance,Consumable	417.00
				4730	Printer Misc,Parts,Supplies,Consumable	1,424.30
June				3830	Desktop Misc,Parts,Supplies,Consumable	1,205.85
				3920	Server SW Purchase or License	6,510.50
				3940	Server HW Maintenance,Consumable	417.00
July (H/O)				3830	Desktop Misc,Parts,Supplies,Consumable	3,602.23
				3930	Server Misc,Parts,Supplies,Consumable	1,283.98
				4710	Printer HW Purchase or Lease-Non Inventory	289.98
				4730	Printer Misc,Parts,Supplies,Consumable	1,184.94
	<b>131</b>	<b>Dept For The Blind</b>	<b>510</b>		<b>Sum:</b>	<b>158,992.27</b>

Month	Department	Department Name	Object Class	Object	Object Name	Posting Am
July	140	Ethics and Campaign Disclosure	418	4181	IT Professional Services	800.00
August				4181	IT Professional Services	925.00
September				4181	IT Professional Services	800.00
October				4181	IT Professional Services	800.00
November				4181	IT Professional Services	800.00
December				4181	IT Professional Services	800.00
January				4181	IT Professional Services	800.00
February				4181	IT Professional Services	4,370.00
March				4181	IT Professional Services	1,076.25
April				4181	IT Professional Services	800.00
May				4181	IT Professional Services	1,395.00



Report ID: TGB  
 Source: I/3 Finance  
 Budget FY: 2014

STATE OF IOWA  
 EXPENDITURES FOR OBJECT CLASSES 418 AND 510

Page: 22 of 191  
 Run Date: 09/24/2014  
 Run Time: 04:00:04 AM

Month	Department	Department Name	Object Class	Object	Object Name	Posting Am
June	140	Ethics and Campaign Disclosure	418	4181	IT Professional Services	16,458.75
	<b>140</b>	<b>Ethics and Campaign Disclosure</b>	<b>418</b>			<b>Sum: 29,825.00</b>

Month	Department	Department Name	Object Class	Object	Object Name	Posting Am
August	140	Ethics and Campaign Disclosure	510	3920	Server SW Purchase or License	4.99
October				4740	Printer HW Maintenance,Consumable	71.03
December				3810	Desktop HW Purchase or Lease-Non Inventory	438.00
				3830	Desktop Misc,Parts,Supplies,Consumable	110.40
January				4740	Printer HW Maintenance,Consumable	35.87
April				3810	Desktop HW Purchase or Lease-Non Inventory	305.88
				4740	Printer HW Maintenance,Consumable	21.38
July (H/O)				4740	Printer HW Maintenance,Consumable	100.84
	<b>140</b>	<b>Ethics and Campaign Disclosure</b>	<b>510</b>			<b>Sum: 1,088.39</b>

Month	Department	Department Name	Object Class	Object	Object Name	Posting Am
June	167	Civil Rights Commission	510	3810	Desktop HW Purchase or Lease-Non Inventory	2,204.64
	<b>167</b>	<b>Civil Rights Commission</b>	<b>510</b>			<b>Sum: 2,204.64</b>

Month	Department	Department Name	Object Class	Object	Object Name	Posting Am
July	212	Alcoholic Beverages	418	4181	IT Professional Services	300.00
August				4181	IT Professional Services	24,462.72
September				4181	IT Professional Services	60,197.00
October				4181	IT Professional Services	6,710.60
November				4181	IT Professional Services	5,361.26

Report ID: TGB  
 Source: I/3 Finance  
 Budget FY: 2014

STATE OF IOWA  
 EXPENDITURES FOR OBJECT CLASSES 418 AND 510

Page: 23 of 191  
 Run Date: 09/24/2014  
 Run Time: 04:00:04 AM

Month	Department	Department Name	Object Class	Object	Object Name	Posting Am
December	212	Alcoholic Beverages	418	4181	IT Professional Services	33,455.00
January				4181	IT Professional Services	21,122.11
February				4181	IT Professional Services	437.99
March				4181	IT Professional Services	28,464.28
April				4181	IT Professional Services	6,240.00
May				4181	IT Professional Services	17,144.91
June				4181	IT Professional Services	24,624.32
July (H/O)				4181	IT Professional Services	10,462.45
August (H/O)				4181	IT Professional Services	11,188.30
	<b>212</b>	<b>Alcoholic Beverages</b>	<b>418</b>			<b>Sum: 250,170.94</b>

Month	Department	Department Name	Object Class	Object	Object Name	Posting Am
July	212	Alcoholic Beverages	510	3820	Desktop SW Purchase or License	699.80
August				3820	Desktop SW Purchase or License	1,458.11
September				3820	Desktop SW Purchase or License	1,614.60
November				3820	Desktop SW Purchase or License	808.31
December				3820	Desktop SW Purchase or License	1,699.60
January				3820	Desktop SW Purchase or License	699.80
February				3820	Desktop SW Purchase or License	3,004.68
March				3820	Desktop SW Purchase or License	699.80
April				3820	Desktop SW Purchase or License	2,206.76
May				3820	Desktop SW Purchase or License	2,096.11
June				3820	Desktop SW Purchase or License	699.80
				4710	Printer HW Purchase or Lease-Non Inventory	215.00
July (H/O)				3820	Desktop SW Purchase or License	129.98

Report ID: TGB  
 Source: I/3 Finance  
 Budget FY: 2014

STATE OF IOWA  
 EXPENDITURES FOR OBJECT CLASSES 418 AND 510

Page: 24 of 191  
 Run Date: 09/24/2014  
 Run Time: 04:00:04 AM

Month	Department	Department Name	Object Class	Object	Object Name	Posting Am
	212	Alcoholic Beverages	510			
<b>Sum:</b>						<b>16,032.35</b>

Month	Department	Department Name	Object Class	Object	Object Name	Posting Am
August	213	Banking	510	3950	Server SW Maintenance,Consumable	1,686.83
October				3820	Desktop SW Purchase or License	40,945.03
				3950	Server SW Maintenance,Consumable	1,686.83
December				3810	Desktop HW Purchase or Lease-Non Inventory	2,363.70
				3910	Server HW Purchase or Lease-Non Inventory	4,425.00
				3920	Server SW Purchase or License	7,295.00
January				3810	Desktop HW Purchase or Lease-Non Inventory	5,252.34
March				3830	Desktop Misc,Parts,Supplies,Consumable	29.99
				3930	Server Misc,Parts,Supplies,Consumable	169.98
				3950	Server SW Maintenance,Consumable	545.95
				4030	Network Misc,Parts,Supplies,Consumable	11.00
April				3810	Desktop HW Purchase or Lease-Non Inventory	12,317.30
				3820	Desktop SW Purchase or License	1,135.20
				3950	Server SW Maintenance,Consumable	399.78
May				3810	Desktop HW Purchase or Lease-Non Inventory	5,278.65
				4010	Network HW Purchase or Lease-Non Inventory	2,480.40
June				3810	Desktop HW Purchase or Lease-Non Inventory	880.00
				3830	Desktop Misc,Parts,Supplies,Consumable	393.08
				4710	Printer HW Purchase or Lease-Non Inventory	8,254.71
July (H/O)				3820	Desktop SW Purchase or License	5,826.88
August (H/O)				3820	Desktop SW Purchase or License	358.00

Report ID: TGB  
 Source: I/3 Finance  
 Budget FY: 2014

STATE OF IOWA  
 EXPENDITURES FOR OBJECT CLASSES 418 AND 510

Page: 25 of 191  
 Run Date: 09/24/2014  
 Run Time: 04:00:04 AM

Month	Department	Department Name	Object Class	Object	Object Name	Posting Am
	<b>213</b>	<b>Banking</b>	<b>510</b>			<b>Sum: 101,735.65</b>

Month	Department	Department Name	Object Class	Object	Object Name	Posting Am
August	214	Credit Union	510	3810	Desktop HW Purchase or Lease-Non Inventory	19.99
October				3920	Server SW Purchase or License	678.30
November				3920	Server SW Purchase or License	598.50
	<b>214</b>	<b>Credit Union</b>	<b>510</b>			<b>Sum: 1,296.79</b>

Month	Department	Department Name	Object Class	Object	Object Name	Posting Am
August	216	Insurance	510	3810	Desktop HW Purchase or Lease-Non Inventory	56.66
				3850	Desktop SW Maintenance,Consumable	7,678.97
				3920	Server SW Purchase or License	1,019.99
September				3820	Desktop SW Purchase or License	624.00
				3850	Desktop SW Maintenance,Consumable	85.00
				3950	Server SW Maintenance,Consumable	10,000.00
				4710	Printer HW Purchase or Lease-Non Inventory	716.00
October				3810	Desktop HW Purchase or Lease-Non Inventory	13,675.00
				3830	Desktop Misc,Parts,Supplies,Consumable	429.00
				3850	Desktop SW Maintenance,Consumable	85.00
				3930	Server Misc,Parts,Supplies,Consumable	1,474.00
November				3830	Desktop Misc,Parts,Supplies,Consumable	4,290.00
				3850	Desktop SW Maintenance,Consumable	2,112.00
January				3820	Desktop SW Purchase or License	39,484.40
				3830	Desktop Misc,Parts,Supplies,Consumable	388.00

Report ID: TGB  
Source: I/3 Finance  
Budget FY: 2014

STATE OF IOWA  
EXPENDITURES FOR OBJECT CLASSES 418 AND 510

Page: 26 of 191  
Run Date: 09/24/2014  
Run Time: 04:00:04 AM

Month	Department	Department Name	Object Class	Object	Object Name	Posting Am
January	216	Insurance	510	3850	Desktop SW Maintenance,Consumable	85.00
February				3810	Desktop HW Purchase or Lease-Non Inventory	13,832.00
March				3820	Desktop SW Purchase or License	244.95
				3850	Desktop SW Maintenance,Consumable	212.50
April				3810	Desktop HW Purchase or Lease-Non Inventory	16,464.44
				4710	Printer HW Purchase or Lease-Non Inventory	358.00
May				3810	Desktop HW Purchase or Lease-Non Inventory	3,282.00
				3830	Desktop Misc,Parts,Supplies,Consumable	1,536.00
				3911	Server HW Purchase or Lease-Inventory	6,046.34
June				3820	Desktop SW Purchase or License	4,200.00
				3830	Desktop Misc,Parts,Supplies,Consumable	738.68
				3850	Desktop SW Maintenance,Consumable	85.00
				3920	Server SW Purchase or License	1,149.99
				4710	Printer HW Purchase or Lease-Non Inventory	265.00
July (H/O)				3810	Desktop HW Purchase or Lease-Non Inventory	(394.99)
				3820	Desktop SW Purchase or License	(4,200.00)
				3850	Desktop SW Maintenance,Consumable	(1,673.26)
				3920	Server SW Purchase or License	(509.99)
	<b>216</b>	<b>Insurance</b>	<b>510</b>		<b>Sum:</b>	<b>123,839.68</b>

Month	Department	Department Name	Object Class	Object	Object Name	Posting Am
August	217	Professional Licensing/Reg	418	4181	IT Professional Services	378.00
September				4181	IT Professional Services	160.80
October				4181	IT Professional Services	34.00
November				4181	IT Professional Services	20.00

Report ID: TGB  
 Source: I/3 Finance  
 Budget FY: 2014

STATE OF IOWA  
 EXPENDITURES FOR OBJECT CLASSES 418 AND 510

Page: 27 of 191  
 Run Date: 09/24/2014  
 Run Time: 04:00:04 AM

Month	Department	Department Name	Object Class	Object	Object Name	Posting Am
December	217	Professional Licensing/Reg	418	4181	IT Professional Services	32.50
January				4181	IT Professional Services	2,289.00
February				4181	IT Professional Services	4,689.50
March				4181	IT Professional Services	322.50
April				4181	IT Professional Services	32.00
May				4181	IT Professional Services	31.00
June				4181	IT Professional Services	22.00
July (H/O)				4181	IT Professional Services	7,672.00
	<b>217</b>	<b>Professional Licensing/Reg</b>	<b>418</b>			<b>Sum: 15,683.30</b>

Month	Department	Department Name	Object Class	Object	Object Name	Posting Am
May	217	Professional Licensing/Reg	510	3810	Desktop HW Purchase or Lease-Non Inventory	1,201.26
	<b>217</b>	<b>Professional Licensing/Reg</b>	<b>510</b>			<b>Sum: 1,201.26</b>

Month	Department	Department Name	Object Class	Object	Object Name	Posting Am
August	219	Utilities	418	4181	IT Professional Services	4,125.00
September				4181	IT Professional Services	1,062.50
October				4181	IT Professional Services	3,250.00
November				4181	IT Professional Services	6,156.25
January				4181	IT Professional Services	937.50
February				4181	IT Professional Services	6,812.50
March				4181	IT Professional Services	5,437.50
April				4181	IT Professional Services	250.00
May				4181	IT Professional Services	375.00
June				4181	IT Professional Services	3,562.50

Report ID: TGB  
 Source: I/3 Finance  
 Budget FY: 2014

STATE OF IOWA  
 EXPENDITURES FOR OBJECT CLASSES 418 AND 510

Page: 28 of 191  
 Run Date: 09/24/2014  
 Run Time: 04:00:04 AM

Month	Department	Department Name	Object Class	Object	Object Name	Posting Am
July (H/O)	219	Utilities	418	4181	IT Professional Services	3,812.50
	<b>219</b>	<b>Utilities</b>	<b>418</b>			<b>Sum: 35,781.25</b>

Month	Department	Department Name	Object Class	Object	Object Name	Posting Am
August	219	Utilities	510	3840	Desktop HW Maintenance,Consumable	232.66
				3850	Desktop SW Maintenance,Consumable	6,633.27
September				3920	Server SW Purchase or License	7,051.73
November				3920	Server SW Purchase or License	5,503.73
February				3820	Desktop SW Purchase or License	1,120.00
				3920	Server SW Purchase or License	5,354.73
April				3820	Desktop SW Purchase or License	3,195.15
June				3810	Desktop HW Purchase or Lease-Non Inventory	23,700.86
				3920	Server SW Purchase or License	5,354.66
July (H/O)				3810	Desktop HW Purchase or Lease-Non Inventory	(824.00)
				3820	Desktop SW Purchase or License	(2,130.10)
				3840	Desktop HW Maintenance,Consumable	(116.33)
				3850	Desktop SW Maintenance,Consumable	(4,422.18)
August (H/O)				3920	Server SW Purchase or License	5,515.37
	<b>219</b>	<b>Utilities</b>	<b>510</b>			<b>Sum: 56,169.55</b>

Month	Department	Department Name	Object Class	Object	Object Name	Posting Am
August	238	Corrections Central Office	418	4181	IT Professional Services	220,400.00
September				4181	IT Professional Services	111,817.14
October				4181	IT Professional Services	278,098.08
November				4181	IT Professional Services	100,272.38

Report ID: TGB  
 Source: I/3 Finance  
 Budget FY: 2014

STATE OF IOWA  
 EXPENDITURES FOR OBJECT CLASSES 418 AND 510

Page: 29 of 191  
 Run Date: 09/24/2014  
 Run Time: 04:00:04 AM

Month	Department	Department Name	Object Class	Object	Object Name	Posting Am
December	238	Corrections Central Office	418	4181	IT Professional Services	199,761.34
January				4181	IT Professional Services	210,329.07
February				4181	IT Professional Services	100,272.38
March				4181	IT Professional Services	100,272.38
April				4181	IT Professional Services	300,460.94
May				4181	IT Professional Services	100,272.38
June				4181	IT Professional Services	100,272.38
July (H/O)				4181	IT Professional Services	426,199.68
August (H/O)				4181	IT Professional Services	(73,316.43)
	<b>238</b>	<b>Corrections Central Office</b>	<b>418</b>			<b>Sum: 2,175,111.72</b>

Month	Department	Department Name	Object Class	Object	Object Name	Posting Am
July	238	Corrections Central Office	510	3820	Desktop SW Purchase or License	1,000.00
				3920	Server SW Purchase or License	6,216.00
				4740	Printer HW Maintenance,Consumable	1,441.69
August				3820	Desktop SW Purchase or License	360.79
				4710	Printer HW Purchase or Lease-Non Inventory	1,441.69
				4740	Printer HW Maintenance,Consumable	2,963.88
September				3820	Desktop SW Purchase or License	1,000.00
				3830	Desktop Misc,Parts,Supplies,Consumable	86.00
				3850	Desktop SW Maintenance,Consumable	7,144.90
				3940	Server HW Maintenance,Consumable	6,690.01
				3950	Server SW Maintenance,Consumable	26,322.67
				4740	Printer HW Maintenance,Consumable	1,441.69
October				3820	Desktop SW Purchase or License	1,516.79



Report ID: TGB  
 Source: I/3 Finance  
 Budget FY: 2014

STATE OF IOWA  
 EXPENDITURES FOR OBJECT CLASSES 418 AND 510

Page: 30 of 191  
 Run Date: 09/24/2014  
 Run Time: 04:00:04 AM

Month	Department	Department Name	Object Class	Object	Object Name	Posting Am
October	238	Corrections Central Office	510	4740	Printer HW Maintenance,Consumable	1,441.69
November				3820	Desktop SW Purchase or License	1,376.79
				3830	Desktop Misc,Parts,Supplies,Consumable	57.36
				3940	Server HW Maintenance,Consumable	6,702.00
				3950	Server SW Maintenance,Consumable	26,114.92
				4740	Printer HW Maintenance,Consumable	4,524.35
December				3820	Desktop SW Purchase or License	1,521.26
				3830	Desktop Misc,Parts,Supplies,Consumable	1,455.20
				3950	Server SW Maintenance,Consumable	1,727.00
				4740	Printer HW Maintenance,Consumable	1,441.69
January				3820	Desktop SW Purchase or License	1,421.11
				3830	Desktop Misc,Parts,Supplies,Consumable	1,760.00
				3950	Server SW Maintenance,Consumable	14,642.50
				4011	Network HW Purchase or Lease-Inventory	370.87
				4740	Printer HW Maintenance,Consumable	1,441.69
				4750	Printer SW Maintenance,Consumable	740.00
February				3820	Desktop SW Purchase or License	1,916.61
				4740	Printer HW Maintenance,Consumable	4,527.62
March				3810	Desktop HW Purchase or Lease-Non Inventory	10,488.59
				3820	Desktop SW Purchase or License	1,371.61
				3830	Desktop Misc,Parts,Supplies,Consumable	86.00
				3950	Server SW Maintenance,Consumable	5,642.00
				4740	Printer HW Maintenance,Consumable	1,441.69
April				3820	Desktop SW Purchase or License	1,671.61
				3850	Desktop SW Maintenance,Consumable	474.02

Report ID: TGB  
 Source: I/3 Finance  
 Budget FY: 2014

STATE OF IOWA  
 EXPENDITURES FOR OBJECT CLASSES 418 AND 510

Page: 31 of 191  
 Run Date: 09/24/2014  
 Run Time: 04:00:04 AM

Month	Department	Department Name	Object Class	Object	Object Name	Posting Am
April	238	Corrections Central Office	510	3920	Server SW Purchase or License	22,056.00
				3930	Server Misc,Parts,Supplies,Consumable	99.00
				3950	Server SW Maintenance,Consumable	11,590.00
				4740	Printer HW Maintenance,Consumable	1,441.69
May				3810	Desktop HW Purchase or Lease-Non Inventory	2,807.76
				3820	Desktop SW Purchase or License	1,371.61
				3830	Desktop Misc,Parts,Supplies,Consumable	39.25
				3950	Server SW Maintenance,Consumable	2,660.50
				4740	Printer HW Maintenance,Consumable	4,572.16
June				3810	Desktop HW Purchase or Lease-Non Inventory	235.00
				3820	Desktop SW Purchase or License	5,353.59
				3850	Desktop SW Maintenance,Consumable	(7,116.43)
				3950	Server SW Maintenance,Consumable	(102,091.60)
				4740	Printer HW Maintenance,Consumable	1,441.69
July (H/O)				3820	Desktop SW Purchase or License	1,371.61
				3950	Server SW Maintenance,Consumable	6,091.00
				4030	Network Misc,Parts,Supplies,Consumable	121.59
August (H/O)				3950	Server SW Maintenance,Consumable	737.00
	<b>238</b>	<b>Corrections Central Office</b>	<b>510</b>		<b>Sum:</b>	<b>104,765.71</b>

Month	Department	Department Name	Object Class	Object	Object Name	Posting Am
July	242	Corrections Fort Madison	510	3820	Desktop SW Purchase or License	468.00
				4710	Printer HW Purchase or Lease-Non Inventory	5,889.65
August				3810	Desktop HW Purchase or Lease-Non Inventory	3,095.75
				3820	Desktop SW Purchase or License	1,224.75

Report ID: TGB  
Source: I/3 Finance  
Budget FY: 2014

STATE OF IOWA  
EXPENDITURES FOR OBJECT CLASSES 418 AND 510

Page: 32 of 191  
Run Date: 09/24/2014  
Run Time: 04:00:04 AM

Month	Department	Department Name	Object Class	Object	Object Name	Posting Am
August	242	Corrections Fort Madison	510	3830	Desktop Misc,Parts,Supplies,Consumable	1,416.67
				4710	Printer HW Purchase or Lease-Non Inventory	1,535.82
September				3810	Desktop HW Purchase or Lease-Non Inventory	7,981.64
				3950	Server SW Maintenance,Consumable	1,680.00
				4050	Network SW Maintenance,Consumable	25,833.84
				4710	Printer HW Purchase or Lease-Non Inventory	12,024.52
October				4030	Network Misc,Parts,Supplies,Consumable	3,164.95
				4740	Printer HW Maintenance,Consumable	1,732.40
November				3810	Desktop HW Purchase or Lease-Non Inventory	3,095.75
				4020	Network SW Purchase or License	33,583.20
				4030	Network Misc,Parts,Supplies,Consumable	3,195.14
				4710	Printer HW Purchase or Lease-Non Inventory	5,860.49
				4740	Printer HW Maintenance,Consumable	998.71
December				3810	Desktop HW Purchase or Lease-Non Inventory	8,925.15
				3920	Server SW Purchase or License	478.80
				4710	Printer HW Purchase or Lease-Non Inventory	10,225.32
				4730	Printer Misc,Parts,Supplies,Consumable	1,503.97
				4740	Printer HW Maintenance,Consumable	1,013.86
January				4030	Network Misc,Parts,Supplies,Consumable	19,098.75
				4710	Printer HW Purchase or Lease-Non Inventory	5,518.19
				4740	Printer HW Maintenance,Consumable	3,534.12
February				4710	Printer HW Purchase or Lease-Non Inventory	5,787.84
				4740	Printer HW Maintenance,Consumable	639.41
March				3810	Desktop HW Purchase or Lease-Non Inventory	11,077.39
				4710	Printer HW Purchase or Lease-Non Inventory	5,276.99

Report ID: TGB  
 Source: I/3 Finance  
 Budget FY: 2014

STATE OF IOWA  
 EXPENDITURES FOR OBJECT CLASSES 418 AND 510

Page: 33 of 191  
 Run Date: 09/24/2014  
 Run Time: 04:00:04 AM

Month	Department	Department Name	Object Class	Object	Object Name	Posting Am
March	242	Corrections Fort Madison	510	4740	Printer HW Maintenance,Consumable	1,133.43
April				4030	Network Misc,Parts,Supplies,Consumable	3,225.00
				4710	Printer HW Purchase or Lease-Non Inventory	6,032.42
				4740	Printer HW Maintenance,Consumable	703.55
May				3810	Desktop HW Purchase or Lease-Non Inventory	5,468.92
				3930	Server Misc,Parts,Supplies,Consumable	277.50
				4710	Printer HW Purchase or Lease-Non Inventory	5,904.65
				4730	Printer Misc,Parts,Supplies,Consumable	580.00
				4740	Printer HW Maintenance,Consumable	602.25
June				3810	Desktop HW Purchase or Lease-Non Inventory	5,896.60
				3850	Desktop SW Maintenance,Consumable	341.59
				3950	Server SW Maintenance,Consumable	15,450.52
				4710	Printer HW Purchase or Lease-Non Inventory	5,521.57
				4740	Printer HW Maintenance,Consumable	1,083.41
July (H/O)				3810	Desktop HW Purchase or Lease-Non Inventory	1,909.17
				4710	Printer HW Purchase or Lease-Non Inventory	3,195.00
				4730	Printer Misc,Parts,Supplies,Consumable	2,728.07
				4740	Printer HW Maintenance,Consumable	331.74
	<b>242</b>	<b>Corrections Fort Madison</b>	<b>510</b>		<b>Sum:</b>	<b>246,246.46</b>

Month	Department	Department Name	Object Class	Object	Object Name	Posting Am
August (H/O)	243	Corrections Anamosa	418	4181	IT Professional Services	2,870.40
	<b>243</b>	<b>Corrections Anamosa</b>	<b>418</b>		<b>Sum:</b>	<b>2,870.40</b>

Month	Department	Department Name	Object Class	Object	Object Name	Posting Am
-------	------------	-----------------	--------------	--------	-------------	------------

Report ID: TGB  
 Source: I/3 Finance  
 Budget FY: 2014

STATE OF IOWA  
 EXPENDITURES FOR OBJECT CLASSES 418 AND 510

Page: 34 of 191  
 Run Date: 09/24/2014  
 Run Time: 04:00:04 AM

Month	Department	Department Name	Object Class	Object	Object Name	Posting Am
July	243	Corrections Anamosa	510	3810	Desktop HW Purchase or Lease-Non Inventory	4,211.15
				3950	Server SW Maintenance,Consumable	957.00
August				3850	Desktop SW Maintenance,Consumable	312.00
				3940	Server HW Maintenance,Consumable	1,584.00
				4730	Printer Misc,Parts,Supplies,Consumable	50.46
September				3810	Desktop HW Purchase or Lease-Non Inventory	5,619.46
				3830	Desktop Misc,Parts,Supplies,Consumable	355.32
				3940	Server HW Maintenance,Consumable	(24.00)
				4040	Network HW Maintenance,Consumable	1,584.00
November				3810	Desktop HW Purchase or Lease-Non Inventory	427.87
				4730	Printer Misc,Parts,Supplies,Consumable	411.97
December				3830	Desktop Misc,Parts,Supplies,Consumable	398.00
				4730	Printer Misc,Parts,Supplies,Consumable	476.02
January				3830	Desktop Misc,Parts,Supplies,Consumable	327.07
February				4730	Printer Misc,Parts,Supplies,Consumable	231.50
March				3810	Desktop HW Purchase or Lease-Non Inventory	5,323.90
				3830	Desktop Misc,Parts,Supplies,Consumable	150.84
				3850	Desktop SW Maintenance,Consumable	950.00
				4730	Printer Misc,Parts,Supplies,Consumable	127.28
April				3810	Desktop HW Purchase or Lease-Non Inventory	662.07
				3910	Server HW Purchase or Lease-Non Inventory	13,029.30
				3940	Server HW Maintenance,Consumable	849.00
				4730	Printer Misc,Parts,Supplies,Consumable	147.20
May				3920	Server SW Purchase or License	2,280.24
				4730	Printer Misc,Parts,Supplies,Consumable	807.04

Report ID: TGB  
 Source: I/3 Finance  
 Budget FY: 2014

STATE OF IOWA  
 EXPENDITURES FOR OBJECT CLASSES 418 AND 510

Page: 35 of 191  
 Run Date: 09/24/2014  
 Run Time: 04:00:04 AM

Month	Department	Department Name	Object Class	Object	Object Name	Posting Am
June	243	Corrections Anamosa	510	3810	Desktop HW Purchase or Lease-Non Inventory	(627.07)
				3830	Desktop Misc,Parts,Supplies,Consumable	200.00
				3850	Desktop SW Maintenance,Consumable	284.66
				3910	Server HW Purchase or Lease-Non Inventory	2,514.18
				3950	Server SW Maintenance,Consumable	12,993.74
				4030	Network Misc,Parts,Supplies,Consumable	185.72
				4730	Printer Misc,Parts,Supplies,Consumable	1,889.53
July (H/O)				3910	Server HW Purchase or Lease-Non Inventory	1,329.03
				3911	Server HW Purchase or Lease-Inventory	44,950.00
August (H/O)				4730	Printer Misc,Parts,Supplies,Consumable	60.49
	<b>243</b>	<b>Corrections Anamosa</b>	<b>510</b>		<b>Sum:</b>	<b>105,028.97</b>

Month	Department	Department Name	Object Class	Object	Object Name	Posting Am
July	244	Corrections Iowa Medical and Classification	510	3830	Desktop Misc,Parts,Supplies,Consumable	80.00
				3910	Server HW Purchase or Lease-Non Inventory	27.66
				4720	Printer SW Purchase or License	337.50
August				3810	Desktop HW Purchase or Lease-Non Inventory	215.90
				3830	Desktop Misc,Parts,Supplies,Consumable	290.77
				3930	Server Misc,Parts,Supplies,Consumable	12.99
				4010	Network HW Purchase or Lease-Non Inventory	1,010.00
				4020	Network SW Purchase or License	215.26
				4750	Printer SW Maintenance,Consumable	9,842.00
September				3810	Desktop HW Purchase or Lease-Non Inventory	7,606.00
				3910	Server HW Purchase or Lease-Non Inventory	26.63
				3950	Server SW Maintenance,Consumable	2,479.68

Report ID: TGB  
 Source: I/3 Finance  
 Budget FY: 2014

STATE OF IOWA  
 EXPENDITURES FOR OBJECT CLASSES 418 AND 510

Page: 36 of 191  
 Run Date: 09/24/2014  
 Run Time: 04:00:04 AM

Month	Department	Department Name	Object Class	Object	Object Name	Posting Am
September	244	Corrections Iowa Medical and Classification	510	4010	Network HW Purchase or Lease-Non Inventory	11,426.23
October				3810	Desktop HW Purchase or Lease-Non Inventory	719.62
				3830	Desktop Misc,Parts,Supplies,Consumable	1,401.67
				3910	Server HW Purchase or Lease-Non Inventory	742.61
				3930	Server Misc,Parts,Supplies,Consumable	6.07
				4010	Network HW Purchase or Lease-Non Inventory	280.00
				4710	Printer HW Purchase or Lease-Non Inventory	4,313.00
November				3830	Desktop Misc,Parts,Supplies,Consumable	317.88
				3840	Desktop HW Maintenance,Consumable	107.72
				3910	Server HW Purchase or Lease-Non Inventory	375.37
December				3810	Desktop HW Purchase or Lease-Non Inventory	4,125.36
				3830	Desktop Misc,Parts,Supplies,Consumable	1,431.13
				3910	Server HW Purchase or Lease-Non Inventory	53.26
				3930	Server Misc,Parts,Supplies,Consumable	1,303.00
				4010	Network HW Purchase or Lease-Non Inventory	45,706.00
				4710	Printer HW Purchase or Lease-Non Inventory	4,313.00
January				3810	Desktop HW Purchase or Lease-Non Inventory	65.98
				3820	Desktop SW Purchase or License	248.98
				3830	Desktop Misc,Parts,Supplies,Consumable	411.34
				3920	Server SW Purchase or License	299.98
				4010	Network HW Purchase or Lease-Non Inventory	352.19
February				3830	Desktop Misc,Parts,Supplies,Consumable	139.67
				3910	Server HW Purchase or Lease-Non Inventory	53.28
				3930	Server Misc,Parts,Supplies,Consumable	473.98
				4040	Network HW Maintenance,Consumable	5,920.00

Report ID: TGB  
 Source: I/3 Finance  
 Budget FY: 2014

STATE OF IOWA  
 EXPENDITURES FOR OBJECT CLASSES 418 AND 510

Page: 37 of 191  
 Run Date: 09/24/2014  
 Run Time: 04:00:04 AM

Month	Department	Department Name	Object Class	Object	Object Name	Posting Am
March	244	Corrections Iowa Medical and Classification	510	3810	Desktop HW Purchase or Lease-Non Inventory	43,625.95
				3830	Desktop Misc,Parts,Supplies,Consumable	107.86
				3910	Server HW Purchase or Lease-Non Inventory	26.64
				3950	Server SW Maintenance,Consumable	68,290.11
April				3830	Desktop Misc,Parts,Supplies,Consumable	90.84
				3850	Desktop SW Maintenance,Consumable	358.00
				3930	Server Misc,Parts,Supplies,Consumable	3,975.00
May				3810	Desktop HW Purchase or Lease-Non Inventory	1,476.78
				3820	Desktop SW Purchase or License	660.00
				3830	Desktop Misc,Parts,Supplies,Consumable	539.81
				3840	Desktop HW Maintenance,Consumable	633.51
				3910	Server HW Purchase or Lease-Non Inventory	26.64
				3920	Server SW Purchase or License	4,984.32
				4010	Network HW Purchase or Lease-Non Inventory	38,976.00
June				3810	Desktop HW Purchase or Lease-Non Inventory	685.24
				3830	Desktop Misc,Parts,Supplies,Consumable	921.36
				3850	Desktop SW Maintenance,Consumable	142.33
				3910	Server HW Purchase or Lease-Non Inventory	26.64
				3930	Server Misc,Parts,Supplies,Consumable	7,500.00
				3950	Server SW Maintenance,Consumable	19,709.40
July (H/O)				3910	Server HW Purchase or Lease-Non Inventory	26.64
				4020	Network SW Purchase or License	617,870.91
August (H/O)				4010	Network HW Purchase or Lease-Non Inventory	18,950.05
	<b>244</b>	<b>Corrections Iowa Medical and Classificati</b>	<b>510</b>		<b>Sum:</b>	<b>936,335.74</b>



Report ID: TGB  
 Source: I/3 Finance  
 Budget FY: 2014

STATE OF IOWA  
 EXPENDITURES FOR OBJECT CLASSES 418 AND 510

Page: 38 of 191  
 Run Date: 09/24/2014  
 Run Time: 04:00:04 AM

Month	Department	Department Name	Object Class	Object	Object Name	Posting Am
July	245	Corrections Newton	510	3830	Desktop Misc,Parts,Supplies,Consumable	275.00
August				3820	Desktop SW Purchase or License	468.00
				4020	Network SW Purchase or License	368.26
				4030	Network Misc,Parts,Supplies,Consumable	6,200.00
				4730	Printer Misc,Parts,Supplies,Consumable	1,945.00
September				4010	Network HW Purchase or Lease-Non Inventory	6,200.00
				4030	Network Misc,Parts,Supplies,Consumable	(4,656.20)
				4730	Printer Misc,Parts,Supplies,Consumable	1,369.50
October				4710	Printer HW Purchase or Lease-Non Inventory	43.36
November				3830	Desktop Misc,Parts,Supplies,Consumable	120.69
				4030	Network Misc,Parts,Supplies,Consumable	98.79
December				4030	Network Misc,Parts,Supplies,Consumable	139.82
				4730	Printer Misc,Parts,Supplies,Consumable	420.00
January				4730	Printer Misc,Parts,Supplies,Consumable	78.00
April				4730	Printer Misc,Parts,Supplies,Consumable	2,075.00
June				3950	Server SW Maintenance,Consumable	11,592.56
August (H/O)				3820	Desktop SW Purchase or License	2,558.40
	<b>245</b>	<b>Corrections Newton</b>	<b>510</b>		<b>Sum:</b>	<b>29,296.18</b>

Month	Department	Department Name	Object Class	Object	Object Name	Posting Am
August (H/O)	246	Corrections Mt Pleasant	418	4181	IT Professional Services	1,372.80
	<b>246</b>	<b>Corrections Mt Pleasant</b>	<b>418</b>		<b>Sum:</b>	<b>1,372.80</b>

Month	Department	Department Name	Object Class	Object	Object Name	Posting Am
August	246	Corrections Mt Pleasant	510	3850	Desktop SW Maintenance,Consumable	780.00

Report ID: TGB  
 Source: I/3 Finance  
 Budget FY: 2014

STATE OF IOWA  
 EXPENDITURES FOR OBJECT CLASSES 418 AND 510

Page: 39 of 191  
 Run Date: 09/24/2014  
 Run Time: 04:00:04 AM

Month	Department	Department Name	Object Class	Object	Object Name	Posting Am
September	246	Corrections Mt Pleasant	510	3830	Desktop Misc,Parts,Supplies,Consumable	275.00
				3950	Server SW Maintenance,Consumable	143.14
				4730	Printer Misc,Parts,Supplies,Consumable	1,107.42
October				3920	Server SW Purchase or License	6,320.92
				3930	Server Misc,Parts,Supplies,Consumable	1,424.11
November				4730	Printer Misc,Parts,Supplies,Consumable	5,696.71
January				4710	Printer HW Purchase or Lease-Non Inventory	265.68
February				4730	Printer Misc,Parts,Supplies,Consumable	1,018.46
March				3810	Desktop HW Purchase or Lease-Non Inventory	1,581.90
				4730	Printer Misc,Parts,Supplies,Consumable	1,363.44
April				3810	Desktop HW Purchase or Lease-Non Inventory	802.57
				4730	Printer Misc,Parts,Supplies,Consumable	18.38
May				3810	Desktop HW Purchase or Lease-Non Inventory	1,047.31
				3820	Desktop SW Purchase or License	934.58
				3910	Server HW Purchase or Lease-Non Inventory	639.00
				4710	Printer HW Purchase or Lease-Non Inventory	2,002.70
				4730	Printer Misc,Parts,Supplies,Consumable	5,547.16
June				3830	Desktop Misc,Parts,Supplies,Consumable	1,465.28
				3850	Desktop SW Maintenance,Consumable	113.86
				3950	Server SW Maintenance,Consumable	12,138.10
				4010	Network HW Purchase or Lease-Non Inventory	9,876.00
				4710	Printer HW Purchase or Lease-Non Inventory	3,848.00
July (H/O)				3810	Desktop HW Purchase or Lease-Non Inventory	15,512.88
				3930	Server Misc,Parts,Supplies,Consumable	2,160.16
				4040	Network HW Maintenance,Consumable	2,349.73

Report ID: TGB  
 Source: I/3 Finance  
 Budget FY: 2014

STATE OF IOWA  
 EXPENDITURES FOR OBJECT CLASSES 418 AND 510

Page: 40 of 191  
 Run Date: 09/24/2014  
 Run Time: 04:00:04 AM

Month	Department	Department Name	Object Class	Object	Object Name	Posting Am
July (H/O)	246	Corrections Mt Pleasant	510	4730	Printer Misc,Parts,Supplies,Consumable	383.30
	<b>246</b>	<b>Corrections Mt Pleasant</b>	<b>510</b>		<b>Sum:</b>	<b>78,815.79</b>

Month	Department	Department Name	Object Class	Object	Object Name	Posting Am
July	247	Corrections Rockwell City	510	3820	Desktop SW Purchase or License	312.00
August				4030	Network Misc,Parts,Supplies,Consumable	247.43
September				3820	Desktop SW Purchase or License	239.16
October				3830	Desktop Misc,Parts,Supplies,Consumable	36.44
				4030	Network Misc,Parts,Supplies,Consumable	147.24
November				3830	Desktop Misc,Parts,Supplies,Consumable	50.00
December				3810	Desktop HW Purchase or Lease-Non Inventory	2,061.78
				3830	Desktop Misc,Parts,Supplies,Consumable	47.34
February				4010	Network HW Purchase or Lease-Non Inventory	211.81
				4030	Network Misc,Parts,Supplies,Consumable	123.09
March				3810	Desktop HW Purchase or Lease-Non Inventory	469.00
				3910	Server HW Purchase or Lease-Non Inventory	174.53
May				3930	Server Misc,Parts,Supplies,Consumable	150.08
July (H/O)				4010	Network HW Purchase or Lease-Non Inventory	23.10
	<b>247</b>	<b>Corrections Rockwell City</b>	<b>510</b>		<b>Sum:</b>	<b>4,293.00</b>

Month	Department	Department Name	Object Class	Object	Object Name	Posting Am
July	248	Corrections Clarinda	510	3830	Desktop Misc,Parts,Supplies,Consumable	156.00
August				3920	Server SW Purchase or License	2,204.03
September				3830	Desktop Misc,Parts,Supplies,Consumable	6,159.47

Report ID: TGB  
 Source: I/3 Finance  
 Budget FY: 2014

STATE OF IOWA  
 EXPENDITURES FOR OBJECT CLASSES 418 AND 510

Page: 41 of 191  
 Run Date: 09/24/2014  
 Run Time: 04:00:04 AM

Month	Department	Department Name	Object Class	Object	Object Name	Posting Am
October	248	Corrections Clarinda	510	3830	Desktop Misc,Parts,Supplies,Consumable	5,924.47
November				3930	Server Misc,Parts,Supplies,Consumable	579.56
December				3850	Desktop SW Maintenance,Consumable	1,686.72
				3910	Server HW Purchase or Lease-Non Inventory	1,270.41
				3911	Server HW Purchase or Lease-Inventory	4,251.49
				3930	Server Misc,Parts,Supplies,Consumable	249.99
January				3830	Desktop Misc,Parts,Supplies,Consumable	4,004.75
March				3830	Desktop Misc,Parts,Supplies,Consumable	1,094.01
April				3920	Server SW Purchase or License	842.77
				3930	Server Misc,Parts,Supplies,Consumable	213.35
May				3810	Desktop HW Purchase or Lease-Non Inventory	16,236.25
				3830	Desktop Misc,Parts,Supplies,Consumable	504.90
				3910	Server HW Purchase or Lease-Non Inventory	4,333.57
				3920	Server SW Purchase or License	1,995.00
June				3820	Desktop SW Purchase or License	1,190.00
				3910	Server HW Purchase or Lease-Non Inventory	45,550.93
				4010	Network HW Purchase or Lease-Non Inventory	3,379.67
				4030	Network Misc,Parts,Supplies,Consumable	484.25
				4710	Printer HW Purchase or Lease-Non Inventory	7,110.00
July (H/O)				3810	Desktop HW Purchase or Lease-Non Inventory	10,508.19
				4011	Network HW Purchase or Lease-Inventory	8,457.70
				4030	Network Misc,Parts,Supplies,Consumable	255.43
August (H/O)				3830	Desktop Misc,Parts,Supplies,Consumable	3,099.50
	<b>248</b>	<b>Corrections Clarinda</b>	<b>510</b>		<b>Sum:</b>	<b>131,742.41</b>

Report ID: TGB  
Source: I/3 Finance  
Budget FY: 2014

STATE OF IOWA  
EXPENDITURES FOR OBJECT CLASSES 418 AND 510

Page: 42 of 191  
Run Date: 09/24/2014  
Run Time: 04:00:04 AM

Month	Department	Department Name	Object Class	Object	Object Name	Posting Am
August (H/O)	249	Corrections Mitchellville	418	4181	IT Professional Services	686.40
	<b>249</b>	<b>Corrections Mitchellville</b>	<b>418</b>		<b>Sum:</b>	<b>686.40</b>

Month	Department	Department Name	Object Class	Object	Object Name	Posting Am
August	249	Corrections Mitchellville	510	3930	Server Misc,Parts,Supplies,Consumable	22,701.02
September				3830	Desktop Misc,Parts,Supplies,Consumable	2,206.30
				4010	Network HW Purchase or Lease-Non Inventory	4,325.08
				4020	Network SW Purchase or License	31,720.08
October				3830	Desktop Misc,Parts,Supplies,Consumable	6,307.04
November				3810	Desktop HW Purchase or Lease-Non Inventory	1,818.50
				3830	Desktop Misc,Parts,Supplies,Consumable	1,812.31
December				3830	Desktop Misc,Parts,Supplies,Consumable	6,051.50
January				3810	Desktop HW Purchase or Lease-Non Inventory	20,341.80
				3830	Desktop Misc,Parts,Supplies,Consumable	27,136.44
February				3810	Desktop HW Purchase or Lease-Non Inventory	16,510.00
March				3810	Desktop HW Purchase or Lease-Non Inventory	19,188.70
				3830	Desktop Misc,Parts,Supplies,Consumable	(22,699.14)
				3920	Server SW Purchase or License	18,854.90
				3930	Server Misc,Parts,Supplies,Consumable	(22,701.02)
				4010	Network HW Purchase or Lease-Non Inventory	1,231.57
				4020	Network SW Purchase or License	(31,720.08)
April				3810	Desktop HW Purchase or Lease-Non Inventory	(16,510.00)
				3830	Desktop Misc,Parts,Supplies,Consumable	4,951.28
				3920	Server SW Purchase or License	(18,698.90)
June				3810	Desktop HW Purchase or Lease-Non Inventory	9,732.46

Report ID: TGB  
 Source: I/3 Finance  
 Budget FY: 2014

STATE OF IOWA  
 EXPENDITURES FOR OBJECT CLASSES 418 AND 510

Page: 43 of 191  
 Run Date: 09/24/2014  
 Run Time: 04:00:04 AM

Month	Department	Department Name	Object Class	Object	Object Name	Posting Am
June	249	Corrections Mitchellville	510	3820	Desktop SW Purchase or License	2,473.50
				3830	Desktop Misc,Parts,Supplies,Consumable	9,160.93
				3850	Desktop SW Maintenance,Consumable	1,024.77
				3950	Server SW Maintenance,Consumable	8,176.57
				4010	Network HW Purchase or Lease-Non Inventory	(5,556.65)
July (H/O)				3830	Desktop Misc,Parts,Supplies,Consumable	37,248.80
				4010	Network HW Purchase or Lease-Non Inventory	11,060.62
August (H/O)				4711	Printer HW Purchase or Lease-Inventory	17,024.00
	<b>249</b>	<b>Corrections Mitchellville</b>	<b>510</b>		<b>Sum:</b>	<b>163,172.38</b>

Month	Department	Department Name	Object Class	Object	Object Name	Posting Am
August	250	Corrections Industries	418	4181	IT Professional Services	1,066.48
October				4181	IT Professional Services	1,012.50
November				4181	IT Professional Services	4,110.27
December				4181	IT Professional Services	2,910.40
January				4181	IT Professional Services	5,951.25
February				4181	IT Professional Services	8,421.48
March				4181	IT Professional Services	2,959.49
April				4181	IT Professional Services	810.00
May				4181	IT Professional Services	1,655.83
June				4181	IT Professional Services	2,928.59
July (H/O)				4181	IT Professional Services	3,180.40
	<b>250</b>	<b>Corrections Industries</b>	<b>418</b>		<b>Sum:</b>	<b>35,006.69</b>

Month	Department	Department Name	Object Class	Object	Object Name	Posting Am
-------	------------	-----------------	--------------	--------	-------------	------------

Report ID: TGB  
 Source: I/3 Finance  
 Budget FY: 2014

STATE OF IOWA  
 EXPENDITURES FOR OBJECT CLASSES 418 AND 510

Page: 44 of 191  
 Run Date: 09/24/2014  
 Run Time: 04:00:04 AM

Month	Department	Department Name	Object Class	Object	Object Name	Posting Am
August	250	Corrections Industries	510	3850	Desktop SW Maintenance,Consumable	1,000.00
September				3830	Desktop Misc,Parts,Supplies,Consumable	1,175.13
				3850	Desktop SW Maintenance,Consumable	1,000.00
October				3850	Desktop SW Maintenance,Consumable	1,000.00
November				3811	Desktop HW Purchase or Lease-Inventory	754.68
				3830	Desktop Misc,Parts,Supplies,Consumable	445.91
				3850	Desktop SW Maintenance,Consumable	1,000.00
December				3850	Desktop SW Maintenance,Consumable	1,000.00
January				3830	Desktop Misc,Parts,Supplies,Consumable	11,619.60
				3850	Desktop SW Maintenance,Consumable	1,000.00
February				3830	Desktop Misc,Parts,Supplies,Consumable	9,594.92
				3850	Desktop SW Maintenance,Consumable	1,000.00
April				3850	Desktop SW Maintenance,Consumable	1,000.00
May				3811	Desktop HW Purchase or Lease-Inventory	3,527.17
				3850	Desktop SW Maintenance,Consumable	1,000.00
June				3810	Desktop HW Purchase or Lease-Non Inventory	45,870.30
				3820	Desktop SW Purchase or License	14,400.00
				3850	Desktop SW Maintenance,Consumable	1,000.00
July (H/O)				3850	Desktop SW Maintenance,Consumable	1,000.00
				3920	Server SW Purchase or License	3,195.00
	<b>250</b>	<b>Corrections Industries</b>	<b>510</b>		<b>Sum:</b>	<b>101,582.71</b>

Month	Department	Department Name	Object Class	Object	Object Name	Posting Am
August (H/O)	252	Corrections Fort Dodge	418	4181	IT Professional Services	3,775.20

Report ID: TGB  
 Source: I/3 Finance  
 Budget FY: 2014

STATE OF IOWA  
 EXPENDITURES FOR OBJECT CLASSES 418 AND 510

Page: 45 of 191  
 Run Date: 09/24/2014  
 Run Time: 04:00:04 AM

Month	Department	Department Name	Object Class	Object	Object Name	Posting Am
	252	Corrections Fort Dodge	418			<b>Sum: 3,775.20</b>

Month	Department	Department Name	Object Class	Object	Object Name	Posting Am
July	252	Corrections Fort Dodge	510	3820	Desktop SW Purchase or License	312.00
September				3830	Desktop Misc,Parts,Supplies,Consumable	45.99
October				4030	Network Misc,Parts,Supplies,Consumable	232.65
				4710	Printer HW Purchase or Lease-Non Inventory	995.00
November				4010	Network HW Purchase or Lease-Non Inventory	435.30
December				3830	Desktop Misc,Parts,Supplies,Consumable	36.36
				4710	Printer HW Purchase or Lease-Non Inventory	1,423.99
January				3810	Desktop HW Purchase or Lease-Non Inventory	14.99
				4710	Printer HW Purchase or Lease-Non Inventory	218.99
April				3810	Desktop HW Purchase or Lease-Non Inventory	1,355.55
May				3810	Desktop HW Purchase or Lease-Non Inventory	3,834.30
June				3810	Desktop HW Purchase or Lease-Non Inventory	24,590.45
				3850	Desktop SW Maintenance,Consumable	284.66
				3950	Server SW Maintenance,Consumable	8,988.22
				4711	Printer HW Purchase or Lease-Inventory	3,442.50
July (H/O)				3810	Desktop HW Purchase or Lease-Non Inventory	91,734.82
				3820	Desktop SW Purchase or License	1,200.00
				3920	Server SW Purchase or License	1,140.12
	252	Corrections Fort Dodge	510			<b>Sum: 140,285.89</b>

Month	Department	Department Name	Object Class	Object	Object Name	Posting Am
July	259	Cultural Affairs, Dept Of	510	3810	Desktop HW Purchase or Lease-Non Inventory	171.58



Report ID: TGB  
 Source: I/3 Finance  
 Budget FY: 2014

STATE OF IOWA  
 EXPENDITURES FOR OBJECT CLASSES 418 AND 510

Page: 46 of 191  
 Run Date: 09/24/2014  
 Run Time: 04:00:04 AM

Month	Department	Department Name	Object Class	Object	Object Name	Posting Am
July	259	Cultural Affairs, Dept Of	510	3850	Desktop SW Maintenance,Consumable	6,698.40
				4730	Printer Misc,Parts,Supplies,Consumable	100.00
August				3950	Server SW Maintenance,Consumable	4,495.00
				4730	Printer Misc,Parts,Supplies,Consumable	90.00
September				3810	Desktop HW Purchase or Lease-Non Inventory	864.72
				3820	Desktop SW Purchase or License	934.99
				4730	Printer Misc,Parts,Supplies,Consumable	1,122.00
October				3810	Desktop HW Purchase or Lease-Non Inventory	2,556.48
				3950	Server SW Maintenance,Consumable	30.00
November				3850	Desktop SW Maintenance,Consumable	2,220.40
				4730	Printer Misc,Parts,Supplies,Consumable	167.04
January				3810	Desktop HW Purchase or Lease-Non Inventory	576.48
				3850	Desktop SW Maintenance,Consumable	540.00
				4730	Printer Misc,Parts,Supplies,Consumable	566.00
February				3810	Desktop HW Purchase or Lease-Non Inventory	288.24
				3820	Desktop SW Purchase or License	617.00
				3850	Desktop SW Maintenance,Consumable	130.50
				4730	Printer Misc,Parts,Supplies,Consumable	123.00
March				3810	Desktop HW Purchase or Lease-Non Inventory	288.24
				3850	Desktop SW Maintenance,Consumable	(750.00)
				3920	Server SW Purchase or License	441.06
				4730	Printer Misc,Parts,Supplies,Consumable	216.00
April				3810	Desktop HW Purchase or Lease-Non Inventory	288.24
				3820	Desktop SW Purchase or License	3,140.00
				3850	Desktop SW Maintenance,Consumable	1,620.00

Report ID: TGB  
 Source: I/3 Finance  
 Budget FY: 2014

STATE OF IOWA  
 EXPENDITURES FOR OBJECT CLASSES 418 AND 510

Page: 47 of 191  
 Run Date: 09/24/2014  
 Run Time: 04:00:04 AM

Month	Department	Department Name	Object Class	Object	Object Name	Posting Am
May	259	Cultural Affairs, Dept Of	510	3810	Desktop HW Purchase or Lease-Non Inventory	288.24
				3830	Desktop Misc,Parts,Supplies,Consumable	128.34
				3850	Desktop SW Maintenance,Consumable	924.00
				4730	Printer Misc,Parts,Supplies,Consumable	864.00
June				3810	Desktop HW Purchase or Lease-Non Inventory	2,705.51
				3820	Desktop SW Purchase or License	39.95
				3830	Desktop Misc,Parts,Supplies,Consumable	89.99
				4730	Printer Misc,Parts,Supplies,Consumable	237.99
	<b>259</b>	<b>Cultural Affairs, Dept Of</b>	<b>510</b>		<b>Sum:</b>	<b>32,813.39</b>

Month	Department	Department Name	Object Class	Object	Object Name	Posting Am
September	269	Iowa Economic Development Authority	418	4181	IT Professional Services	71,549.23
November				4181	IT Professional Services	55,865.86
December				4181	IT Professional Services	12,445.27
January				4181	IT Professional Services	52,736.73
March				4181	IT Professional Services	23,410.34
April				4181	IT Professional Services	39,663.68
June				4181	IT Professional Services	21,507.20
July (H/O)				4181	IT Professional Services	41,059.20
	<b>269</b>	<b>Iowa Economic Development Authority</b>	<b>418</b>		<b>Sum:</b>	<b>318,237.51</b>

Month	Department	Department Name	Object Class	Object	Object Name	Posting Am
July	269	Iowa Economic Development Authority	510	3810	Desktop HW Purchase or Lease-Non Inventory	6,299.58
				3820	Desktop SW Purchase or License	(2,300.00)
				4710	Printer HW Purchase or Lease-Non Inventory	3,909.58

Report ID: TGB  
Source: I/3 Finance  
Budget FY: 2014

STATE OF IOWA  
EXPENDITURES FOR OBJECT CLASSES 418 AND 510

Page: 48 of 191  
Run Date: 09/24/2014  
Run Time: 04:00:04 AM

Month	Department	Department Name	Object Class	Object	Object Name	Posting Am
July	269	Iowa Economic Development Authority	510	4730	Printer Misc,Parts,Supplies,Consumable	408.00
August				3810	Desktop HW Purchase or Lease-Non Inventory	17,613.97
				3820	Desktop SW Purchase or License	61.99
				4710	Printer HW Purchase or Lease-Non Inventory	2,954.79
September				3820	Desktop SW Purchase or License	11,504.63
				3920	Server SW Purchase or License	41.99
				4710	Printer HW Purchase or Lease-Non Inventory	2,454.79
October				3810	Desktop HW Purchase or Lease-Non Inventory	22,987.89
				3820	Desktop SW Purchase or License	749.79
				3920	Server SW Purchase or License	41.99
				4710	Printer HW Purchase or Lease-Non Inventory	2,454.79
November				3810	Desktop HW Purchase or Lease-Non Inventory	1,970.96
				3920	Server SW Purchase or License	91.98
				4710	Printer HW Purchase or Lease-Non Inventory	2,514.97
December				3810	Desktop HW Purchase or Lease-Non Inventory	1,055.01
				3820	Desktop SW Purchase or License	1,000.00
				3920	Server SW Purchase or License	91.98
				4710	Printer HW Purchase or Lease-Non Inventory	948.00
January				3810	Desktop HW Purchase or Lease-Non Inventory	24,595.53
				3820	Desktop SW Purchase or License	(500.00)
				3920	Server SW Purchase or License	223.96
				4710	Printer HW Purchase or Lease-Non Inventory	4,409.58
				4730	Printer Misc,Parts,Supplies,Consumable	88.25
February				3820	Desktop SW Purchase or License	8,453.88
				4710	Printer HW Purchase or Lease-Non Inventory	2,521.54

Report ID: TGB  
Source: I/3 Finance  
Budget FY: 2014

STATE OF IOWA  
EXPENDITURES FOR OBJECT CLASSES 418 AND 510

Page: 49 of 191  
Run Date: 09/24/2014  
Run Time: 04:00:04 AM

Month	Department	Department Name	Object Class	Object	Object Name	Posting Am
March	269	Iowa Economic Development Authority	510	3810	Desktop HW Purchase or Lease-Non Inventory	899.94
				3820	Desktop SW Purchase or License	99.98
				3830	Desktop Misc,Parts,Supplies,Consumable	133.78
				3920	Server SW Purchase or License	12.00
				4710	Printer HW Purchase or Lease-Non Inventory	2,641.75
				4730	Printer Misc,Parts,Supplies,Consumable	204.00
April				3810	Desktop HW Purchase or Lease-Non Inventory	393.78
				3820	Desktop SW Purchase or License	419.01
				3920	Server SW Purchase or License	12.00
				4710	Printer HW Purchase or Lease-Non Inventory	2,454.79
May				3810	Desktop HW Purchase or Lease-Non Inventory	453.37
				3811	Desktop HW Purchase or Lease-Inventory	9.68
				3820	Desktop SW Purchase or License	72.42
				3920	Server SW Purchase or License	12.00
				4710	Printer HW Purchase or Lease-Non Inventory	2,540.83
June				3810	Desktop HW Purchase or Lease-Non Inventory	30,391.68
				3811	Desktop HW Purchase or Lease-Inventory	95.98
				3820	Desktop SW Purchase or License	(263.05)
				3920	Server SW Purchase or License	12.00
July (H/O)				3810	Desktop HW Purchase or Lease-Non Inventory	29,109.32
				3811	Desktop HW Purchase or Lease-Inventory	28.08
				3820	Desktop SW Purchase or License	29,576.99
				3830	Desktop Misc,Parts,Supplies,Consumable	588.80
				3920	Server SW Purchase or License	12.00
August (H/O)				3810	Desktop HW Purchase or Lease-Non Inventory	(132.00)

Report ID: TGB  
 Source: I/3 Finance  
 Budget FY: 2014

STATE OF IOWA  
 EXPENDITURES FOR OBJECT CLASSES 418 AND 510

Page: 50 of 191  
 Run Date: 09/24/2014  
 Run Time: 04:00:04 AM

Month	Department	Department Name	Object Class	Object	Object Name	Posting Am
August (H/O)	269	Iowa Economic Development Authority	510	4710	Printer HW Purchase or Lease-Non Inventory	93.95
September (H/O)				3810	Desktop HW Purchase or Lease-Non Inventory	(8,548.62)
				3820	Desktop SW Purchase or License	219.96
	<b>269</b>	<b>Iowa Economic Development Authority</b>	<b>510</b>		<b>Sum:</b>	<b>208,193.84</b>

Month	Department	Department Name	Object Class	Object	Object Name	Posting Am
July	282	Education, Dept Of	418	4181	IT Professional Services	5,000.00
August				4181	IT Professional Services	11,275.00
September				4181	IT Professional Services	276,074.29
				4184	IT Technical Consultants	38,943.98
October				4181	IT Professional Services	40,099.39
				4184	IT Technical Consultants	43,651.46
November				4181	IT Professional Services	40,601.60
				4184	IT Technical Consultants	40,784.68
December				4181	IT Professional Services	283,850.77
				4184	IT Technical Consultants	40,808.44
January				4181	IT Professional Services	380,254.00
				4184	IT Technical Consultants	29,903.17
February				4181	IT Professional Services	524,642.79
				4184	IT Technical Consultants	47,957.74
March				4181	IT Professional Services	269,826.93
				4184	IT Technical Consultants	200,706.96
April				4181	IT Professional Services	416,870.84
				4184	IT Technical Consultants	74,246.90
May				4181	IT Professional Services	100,472.00

Report ID: TGB  
 Source: I/3 Finance  
 Budget FY: 2014

STATE OF IOWA  
 EXPENDITURES FOR OBJECT CLASSES 418 AND 510

Page: 51 of 191  
 Run Date: 09/24/2014  
 Run Time: 04:00:04 AM

Month	Department	Department Name	Object Class	Object	Object Name	Posting Am
May	282	Education, Dept Of	418	4184	IT Technical Consultants	25,532.56
June				4181	IT Professional Services	112,019.59
				4184	IT Technical Consultants	144,071.34
July (H/O)				4181	IT Professional Services	338,667.31
				4184	IT Technical Consultants	10,297.80
August (H/O)				4181	IT Professional Services	182,429.30
				4184	IT Technical Consultants	61,750.00
	<b>282</b>	<b>Education, Dept Of</b>	<b>418</b>		<b>Sum:</b>	<b>3,740,738.84</b>

Month	Department	Department Name	Object Class	Object	Object Name	Posting Am
July	282	Education, Dept Of	510	3810	Desktop HW Purchase or Lease-Non Inventory	23,781.61
				3840	Desktop HW Maintenance,Consumable	16,164.20
				3920	Server SW Purchase or License	299.00
				3940	Server HW Maintenance,Consumable	6,598.50
				3950	Server SW Maintenance,Consumable	746.28
August				3810	Desktop HW Purchase or Lease-Non Inventory	4,461.39
				3820	Desktop SW Purchase or License	900.00
				3830	Desktop Misc,Parts,Supplies,Consumable	1,608.65
				3840	Desktop HW Maintenance,Consumable	573.60
				3850	Desktop SW Maintenance,Consumable	799.00
				3920	Server SW Purchase or License	167.70
				3950	Server SW Maintenance,Consumable	3,148.99
September				3810	Desktop HW Purchase or Lease-Non Inventory	27,760.19
				3811	Desktop HW Purchase or Lease-Inventory	5,397.00
				3820	Desktop SW Purchase or License	1,240.33

Report ID: TGB  
Source: I/3 Finance  
Budget FY: 2014

STATE OF IOWA  
EXPENDITURES FOR OBJECT CLASSES 418 AND 510

Page: 52 of 191  
Run Date: 09/24/2014  
Run Time: 04:00:04 AM

Month	Department	Department Name	Object Class	Object	Object Name	Posting Am
September	282	Education, Dept Of	510	3830	Desktop Misc,Parts,Supplies,Consumable	2,495.65
				3840	Desktop HW Maintenance,Consumable	5,400.80
				3850	Desktop SW Maintenance,Consumable	6.74
				3920	Server SW Purchase or License	650.00
				3930	Server Misc,Parts,Supplies,Consumable	127.70
				3950	Server SW Maintenance,Consumable	7,272.24
				4040	Network HW Maintenance,Consumable	155.58
				4710	Printer HW Purchase or Lease-Non Inventory	2,058.32
				4750	Printer SW Maintenance,Consumable	2,089.00
October				3810	Desktop HW Purchase or Lease-Non Inventory	24,837.96
				3811	Desktop HW Purchase or Lease-Inventory	23,036.85
				3820	Desktop SW Purchase or License	784.00
				3830	Desktop Misc,Parts,Supplies,Consumable	3,883.04
				3840	Desktop HW Maintenance,Consumable	16,454.80
				3910	Server HW Purchase or Lease-Non Inventory	23,026.90
				3920	Server SW Purchase or License	123.50
				3940	Server HW Maintenance,Consumable	4,012.00
				3950	Server SW Maintenance,Consumable	31.98
				4010	Network HW Purchase or Lease-Non Inventory	1,368.00
November				3810	Desktop HW Purchase or Lease-Non Inventory	38,026.84
				3820	Desktop SW Purchase or License	9,915.80
				3830	Desktop Misc,Parts,Supplies,Consumable	243.21
				3840	Desktop HW Maintenance,Consumable	2,816.80
				3911	Server HW Purchase or Lease-Inventory	20,661.32
				3920	Server SW Purchase or License	13,659.76

Report ID: TGB  
 Source: I/3 Finance  
 Budget FY: 2014

STATE OF IOWA  
 EXPENDITURES FOR OBJECT CLASSES 418 AND 510

Page: 53 of 191  
 Run Date: 09/24/2014  
 Run Time: 04:00:04 AM

Month	Department	Department Name	Object Class	Object	Object Name	Posting Am
November	282	Education, Dept Of	510	3930	Server Misc,Parts,Supplies,Consumable	268.80
				3940	Server HW Maintenance,Consumable	2,193.60
				4730	Printer Misc,Parts,Supplies,Consumable	471.36
December				3810	Desktop HW Purchase or Lease-Non Inventory	149.00
				3820	Desktop SW Purchase or License	1,566.80
				3830	Desktop Misc,Parts,Supplies,Consumable	21.70
				3920	Server SW Purchase or License	30.00
				3950	Server SW Maintenance,Consumable	75.98
January				3810	Desktop HW Purchase or Lease-Non Inventory	17,230.95
				3820	Desktop SW Purchase or License	668.87
				3830	Desktop Misc,Parts,Supplies,Consumable	2,942.11
				3840	Desktop HW Maintenance,Consumable	1,400.00
				3920	Server SW Purchase or License	1,413.00
				3930	Server Misc,Parts,Supplies,Consumable	703.00
				3950	Server SW Maintenance,Consumable	18,680.28
				4010	Network HW Purchase or Lease-Non Inventory	58.19
				4030	Network Misc,Parts,Supplies,Consumable	75.45
				4050	Network SW Maintenance,Consumable	165,820.00
				4711	Printer HW Purchase or Lease-Inventory	9,825.00
				4720	Printer SW Purchase or License	1,775.00
				4730	Printer Misc,Parts,Supplies,Consumable	1,942.00
				4740	Printer HW Maintenance,Consumable	895.00
February				3810	Desktop HW Purchase or Lease-Non Inventory	23,496.00
				3820	Desktop SW Purchase or License	3,947.67
				3830	Desktop Misc,Parts,Supplies,Consumable	228.74



Report ID: TGB  
 Source: I/3 Finance  
 Budget FY: 2014

STATE OF IOWA  
 EXPENDITURES FOR OBJECT CLASSES 418 AND 510

Page: 54 of 191  
 Run Date: 09/24/2014  
 Run Time: 04:00:04 AM

Month	Department	Department Name	Object Class	Object	Object Name	Posting Am
February	282	Education, Dept Of	510	3840	Desktop HW Maintenance,Consumable	1,529.60
				3850	Desktop SW Maintenance,Consumable	16.56
				3910	Server HW Purchase or Lease-Non Inventory	1,100.00
				3920	Server SW Purchase or License	583.41
				3950	Server SW Maintenance,Consumable	132,693.65
				4710	Printer HW Purchase or Lease-Non Inventory	99.65
				4711	Printer HW Purchase or Lease-Inventory	1,942.00
				4730	Printer Misc,Parts,Supplies,Consumable	(1,942.00)
March				3810	Desktop HW Purchase or Lease-Non Inventory	5,404.15
				3820	Desktop SW Purchase or License	66.15
				3830	Desktop Misc,Parts,Supplies,Consumable	265.22
				3840	Desktop HW Maintenance,Consumable	573.60
				3850	Desktop SW Maintenance,Consumable	3,803.80
				3950	Server SW Maintenance,Consumable	2,832.00
				4040	Network HW Maintenance,Consumable	4,646.60
				4730	Printer Misc,Parts,Supplies,Consumable	208.60
April				3810	Desktop HW Purchase or Lease-Non Inventory	2,555.35
				3820	Desktop SW Purchase or License	1,510.73
				3830	Desktop Misc,Parts,Supplies,Consumable	350.89
				3840	Desktop HW Maintenance,Consumable	1,798.20
				3850	Desktop SW Maintenance,Consumable	2,695.42
				3920	Server SW Purchase or License	3,582.50
				3930	Server Misc,Parts,Supplies,Consumable	529.00
				4711	Printer HW Purchase or Lease-Inventory	209.00
				4740	Printer HW Maintenance,Consumable	71.20

Report ID: TGB  
 Source: I/3 Finance  
 Budget FY: 2014

STATE OF IOWA  
 EXPENDITURES FOR OBJECT CLASSES 418 AND 510

Page: 55 of 191  
 Run Date: 09/24/2014  
 Run Time: 04:00:04 AM

Month	Department	Department Name	Object Class	Object	Object Name	Posting Am
May	282	Education, Dept Of	510	3810	Desktop HW Purchase or Lease-Non Inventory	1,521.81
				3820	Desktop SW Purchase or License	1,499.99
				3830	Desktop Misc,Parts,Supplies,Consumable	308.52
				3840	Desktop HW Maintenance,Consumable	311.20
				3911	Server HW Purchase or Lease-Inventory	355.00
				3950	Server SW Maintenance,Consumable	2,270.23
				4710	Printer HW Purchase or Lease-Non Inventory	42.00
June				3810	Desktop HW Purchase or Lease-Non Inventory	1,931.00
				3820	Desktop SW Purchase or License	6,711.16
				3830	Desktop Misc,Parts,Supplies,Consumable	1,032.25
				3840	Desktop HW Maintenance,Consumable	18,188.20
				3850	Desktop SW Maintenance,Consumable	1,638.00
				3910	Server HW Purchase or Lease-Non Inventory	784.44
				3920	Server SW Purchase or License	1,615.74
				3950	Server SW Maintenance,Consumable	165,820.00
				4050	Network SW Maintenance,Consumable	(165,820.00)
July (H/O)				3810	Desktop HW Purchase or Lease-Non Inventory	1,125.80
				3820	Desktop SW Purchase or License	7,635.37
				3830	Desktop Misc,Parts,Supplies,Consumable	227.70
				3840	Desktop HW Maintenance,Consumable	(17,821.00)
				3920	Server SW Purchase or License	5,235.50
				3950	Server SW Maintenance,Consumable	6,175.29
August (H/O)				3820	Desktop SW Purchase or License	378.00
				3830	Desktop Misc,Parts,Supplies,Consumable	73.80
				3850	Desktop SW Maintenance,Consumable	76,000.00

Report ID: TGB  
 Source: I/3 Finance  
 Budget FY: 2014

STATE OF IOWA  
 EXPENDITURES FOR OBJECT CLASSES 418 AND 510

Page: 56 of 191  
 Run Date: 09/24/2014  
 Run Time: 04:00:04 AM

Month	Department	Department Name	Object Class	Object	Object Name	Posting Am
August (H/O)	282	Education, Dept Of	510	3920	Server SW Purchase or License	9,800.03
				3950	Server SW Maintenance,Consumable	3,728.50
	<b>282</b>	<b>Education, Dept Of</b>	<b>510</b>		<b>Sum:</b>	<b>850,557.54</b>

Month	Department	Department Name	Object Class	Object	Object Name	Posting Am
July	283	Education, Voc Rehab	510	3820	Desktop SW Purchase or License	2,932.00
				4010	Network HW Purchase or Lease-Non Inventory	1,561.00
				4020	Network SW Purchase or License	1,653.00
				4050	Network SW Maintenance,Consumable	3,200.45
August				3810	Desktop HW Purchase or Lease-Non Inventory	9,741.78
				3820	Desktop SW Purchase or License	24.00
				3830	Desktop Misc,Parts,Supplies,Consumable	2,394.73
				3920	Server SW Purchase or License	25,809.67
				3950	Server SW Maintenance,Consumable	259.00
				4010	Network HW Purchase or Lease-Non Inventory	4,025.00
				4050	Network SW Maintenance,Consumable	8,799.08
September				4050	Network SW Maintenance,Consumable	8,799.08
October				3820	Desktop SW Purchase or License	24.00
				3830	Desktop Misc,Parts,Supplies,Consumable	596.00
				4010	Network HW Purchase or Lease-Non Inventory	13,905.00
				4020	Network SW Purchase or License	4,156.90
				4040	Network HW Maintenance,Consumable	2,167.40
				4050	Network SW Maintenance,Consumable	8,799.08
				4730	Printer Misc,Parts,Supplies,Consumable	56.53
November				3820	Desktop SW Purchase or License	24.00

Report ID: TGB  
Source: I/3 Finance  
Budget FY: 2014

STATE OF IOWA  
EXPENDITURES FOR OBJECT CLASSES 418 AND 510

Page: 57 of 191  
Run Date: 09/24/2014  
Run Time: 04:00:04 AM

Month	Department	Department Name	Object Class	Object	Object Name	Posting Am
November	283	Education, Voc Rehab	510	3830	Desktop Misc,Parts,Supplies,Consumable	17.61
				3950	Server SW Maintenance,Consumable	518.00
				4050	Network SW Maintenance,Consumable	8,799.08
December				3820	Desktop SW Purchase or License	185.31
				3920	Server SW Purchase or License	935.31
				4010	Network HW Purchase or Lease-Non Inventory	7,869.80
				4020	Network SW Purchase or License	2,938.00
				4040	Network HW Maintenance,Consumable	122.40
				4050	Network SW Maintenance,Consumable	10,878.02
				4710	Printer HW Purchase or Lease-Non Inventory	162.24
January				3820	Desktop SW Purchase or License	4,184.61
				3950	Server SW Maintenance,Consumable	2,300.10
				4050	Network SW Maintenance,Consumable	8,799.08
				4730	Printer Misc,Parts,Supplies,Consumable	49.00
February				3810	Desktop HW Purchase or Lease-Non Inventory	2,173.04
				3820	Desktop SW Purchase or License	4,980.01
				4040	Network HW Maintenance,Consumable	1,412.00
				4050	Network SW Maintenance,Consumable	8,799.08
				4730	Printer Misc,Parts,Supplies,Consumable	(41.65)
March				4010	Network HW Purchase or Lease-Non Inventory	7,000.00
				4011	Network HW Purchase or Lease-Inventory	5,570.66
				4030	Network Misc,Parts,Supplies,Consumable	627.41
				4050	Network SW Maintenance,Consumable	8,799.08
April				3810	Desktop HW Purchase or Lease-Non Inventory	3,726.76
				3820	Desktop SW Purchase or License	11.98

Report ID: TGB  
 Source: I/3 Finance  
 Budget FY: 2014

STATE OF IOWA  
 EXPENDITURES FOR OBJECT CLASSES 418 AND 510

Page: 58 of 191  
 Run Date: 09/24/2014  
 Run Time: 04:00:04 AM

Month	Department	Department Name	Object Class	Object	Object Name	Posting Am
April	283	Education, Voc Rehab	510	3950	Server SW Maintenance,Consumable	1,894.27
				4011	Network HW Purchase or Lease-Inventory	40,176.30
				4050	Network SW Maintenance,Consumable	8,799.08
May				3820	Desktop SW Purchase or License	54,743.50
				3830	Desktop Misc,Parts,Supplies,Consumable	793.18
				4040	Network HW Maintenance,Consumable	1,680.00
				4050	Network SW Maintenance,Consumable	11,999.53
June				3930	Server Misc,Parts,Supplies,Consumable	1,414.00
				3950	Server SW Maintenance,Consumable	259.00
				4010	Network HW Purchase or Lease-Non Inventory	198.52
				4020	Network SW Purchase or License	202.12
				4050	Network SW Maintenance,Consumable	8,799.08
July (H/O)				4010	Network HW Purchase or Lease-Non Inventory	1,423.00
				4030	Network Misc,Parts,Supplies,Consumable	38.69
				4050	Network SW Maintenance,Consumable	5,598.67
August (H/O)				4010	Network HW Purchase or Lease-Non Inventory	99.99
	<b>283</b>	<b>Education, Voc Rehab</b>	<b>510</b>		<b>Sum:</b>	<b>327,863.56</b>

Month	Department	Department Name	Object Class	Object	Object Name	Posting Am
March	284	College Aid	418	4181	IT Professional Services	7,474.50
June				4181	IT Professional Services	158,391.00
July (H/O)				4181	IT Professional Services	12,457.50
August (H/O)				4181	IT Professional Services	4,983.00
	<b>284</b>	<b>College Aid</b>	<b>418</b>		<b>Sum:</b>	<b>183,306.00</b>

Report ID: TGB  
 Source: I/3 Finance  
 Budget FY: 2014

STATE OF IOWA  
 EXPENDITURES FOR OBJECT CLASSES 418 AND 510

Page: 59 of 191  
 Run Date: 09/24/2014  
 Run Time: 04:00:04 AM

Month	Department	Department Name	Object Class	Object	Object Name	Posting Am
August	284	College Aid	510	3810	Desktop HW Purchase or Lease-Non Inventory	3,818.66
				3820	Desktop SW Purchase or License	1,040.30
				3830	Desktop Misc,Parts,Supplies,Consumable	858.00
September				3910	Server HW Purchase or Lease-Non Inventory	440.00
October				3820	Desktop SW Purchase or License	55,370.00
				3850	Desktop SW Maintenance,Consumable	2,370.00
November				3820	Desktop SW Purchase or License	3,000.00
				3830	Desktop Misc,Parts,Supplies,Consumable	122.00
December				3810	Desktop HW Purchase or Lease-Non Inventory	4,054.82
January				3810	Desktop HW Purchase or Lease-Non Inventory	1,334.94
February				3820	Desktop SW Purchase or License	4,312.35
March				3920	Server SW Purchase or License	947.40
April				3830	Desktop Misc,Parts,Supplies,Consumable	189.96
				3930	Server Misc,Parts,Supplies,Consumable	35.00
				4711	Printer HW Purchase or Lease-Inventory	255.75
				4730	Printer Misc,Parts,Supplies,Consumable	52.80
May				3830	Desktop Misc,Parts,Supplies,Consumable	107.45
				3850	Desktop SW Maintenance,Consumable	57.00
				3950	Server SW Maintenance,Consumable	113.00
				4730	Printer Misc,Parts,Supplies,Consumable	328.49
				4740	Printer HW Maintenance,Consumable	414.74
July (H/O)				3820	Desktop SW Purchase or License	1,275.77
				3950	Server SW Maintenance,Consumable	6,406.00
				4730	Printer Misc,Parts,Supplies,Consumable	113.33

Report ID: TGB  
 Source: I/3 Finance  
 Budget FY: 2014

STATE OF IOWA  
 EXPENDITURES FOR OBJECT CLASSES 418 AND 510

Page: 60 of 191  
 Run Date: 09/24/2014  
 Run Time: 04:00:04 AM

Month	Department	Department Name	Object Class	Object	Object Name	Posting Am
	284	College Aid	510			
<b>Sum:</b>						<b>87,017.76</b>

Month	Department	Department Name	Object Class	Object	Object Name	Posting Am
July	285	Education, Iowa Public TV	418	4181	IT Professional Services	226.20
August				4181	IT Professional Services	318.30
September				4181	IT Professional Services	322.63
October				4181	IT Professional Services	934.68
November				4181	IT Professional Services	289.68
January				4181	IT Professional Services	1,002.99
March				4181	IT Professional Services	550.66
May				4181	IT Professional Services	575.64
June				4181	IT Professional Services	296.53
July (H/O)				4181	IT Professional Services	142.98
	285	Education, Iowa Public TV	418			
<b>Sum:</b>						<b>4,660.29</b>

Month	Department	Department Name	Object Class	Object	Object Name	Posting Am
July	285	Education, Iowa Public TV	510	3810	Desktop HW Purchase or Lease-Non Inventory	859.88
				3830	Desktop Misc,Parts,Supplies,Consumable	39.00
				3950	Server SW Maintenance,Consumable	4,383.00
August				3810	Desktop HW Purchase or Lease-Non Inventory	30,320.00
				3820	Desktop SW Purchase or License	13,744.36
				3830	Desktop Misc,Parts,Supplies,Consumable	94.00
				3930	Server Misc,Parts,Supplies,Consumable	1,348.92
				3950	Server SW Maintenance,Consumable	11,242.32
				4040	Network HW Maintenance,Consumable	4,500.00

Report ID: TGB  
Source: I/3 Finance  
Budget FY: 2014

STATE OF IOWA  
EXPENDITURES FOR OBJECT CLASSES 418 AND 510

Page: 61 of 191  
Run Date: 09/24/2014  
Run Time: 04:00:04 AM

Month	Department	Department Name	Object Class	Object	Object Name	Posting Am
September	285	Education, Iowa Public TV	510	3820	Desktop SW Purchase or License	79.96
				3930	Server Misc,Parts,Supplies,Consumable	1,908.00
				3950	Server SW Maintenance,Consumable	636.82
October				3810	Desktop HW Purchase or Lease-Non Inventory	750.00
				3820	Desktop SW Purchase or License	201.39
				3830	Desktop Misc,Parts,Supplies,Consumable	1,065.75
				3920	Server SW Purchase or License	804.99
				3950	Server SW Maintenance,Consumable	13,936.82
				4020	Network SW Purchase or License	4,796.00
November				3810	Desktop HW Purchase or Lease-Non Inventory	3,335.42
				3910	Server HW Purchase or Lease-Non Inventory	1,998.18
				3950	Server SW Maintenance,Consumable	10,554.81
December				3810	Desktop HW Purchase or Lease-Non Inventory	975.97
				3950	Server SW Maintenance,Consumable	6,471.28
January				3810	Desktop HW Purchase or Lease-Non Inventory	5,235.91
				3820	Desktop SW Purchase or License	1,320.74
				3830	Desktop Misc,Parts,Supplies,Consumable	259.84
				3840	Desktop HW Maintenance,Consumable	119.00
				3911	Server HW Purchase or Lease-Inventory	45,443.48
				3930	Server Misc,Parts,Supplies,Consumable	754.00
				4010	Network HW Purchase or Lease-Non Inventory	3,219.00
				4011	Network HW Purchase or Lease-Inventory	306,377.50
				4030	Network Misc,Parts,Supplies,Consumable	506.00
				4040	Network HW Maintenance,Consumable	87,970.80
				4050	Network SW Maintenance,Consumable	3,988.80



Report ID: TGB  
 Source: I/3 Finance  
 Budget FY: 2014

STATE OF IOWA  
 EXPENDITURES FOR OBJECT CLASSES 418 AND 510

Page: 62 of 191  
 Run Date: 09/24/2014  
 Run Time: 04:00:04 AM

Month	Department	Department Name	Object Class	Object	Object Name	Posting Am
February	285	Education, Iowa Public TV	510	3810	Desktop HW Purchase or Lease-Non Inventory	5,349.51
				3820	Desktop SW Purchase or License	3,421.73
				3830	Desktop Misc,Parts,Supplies,Consumable	288.35
				3950	Server SW Maintenance,Consumable	1,787.05
				4010	Network HW Purchase or Lease-Non Inventory	2,829.00
March				3810	Desktop HW Purchase or Lease-Non Inventory	5,186.80
				3830	Desktop Misc,Parts,Supplies,Consumable	2,359.11
				3840	Desktop HW Maintenance,Consumable	199.00
				3850	Desktop SW Maintenance,Consumable	2,547.75
				3911	Server HW Purchase or Lease-Inventory	68,220.00
				3930	Server Misc,Parts,Supplies,Consumable	15,392.75
				3940	Server HW Maintenance,Consumable	12,990.90
				3950	Server SW Maintenance,Consumable	2,682.83
				4040	Network HW Maintenance,Consumable	3,541.68
				4710	Printer HW Purchase or Lease-Non Inventory	139.98
April				3810	Desktop HW Purchase or Lease-Non Inventory	1,194.92
				3830	Desktop Misc,Parts,Supplies,Consumable	132.00
				4010	Network HW Purchase or Lease-Non Inventory	1,937.88
				4030	Network Misc,Parts,Supplies,Consumable	721.28
May				3810	Desktop HW Purchase or Lease-Non Inventory	5,907.69
				3820	Desktop SW Purchase or License	2,202.35
				3830	Desktop Misc,Parts,Supplies,Consumable	259.90
				3930	Server Misc,Parts,Supplies,Consumable	57.45
				3940	Server HW Maintenance,Consumable	1,008.00
				3950	Server SW Maintenance,Consumable	1,500.00

Report ID: TGB  
 Source: I/3 Finance  
 Budget FY: 2014

STATE OF IOWA  
 EXPENDITURES FOR OBJECT CLASSES 418 AND 510

Page: 63 of 191  
 Run Date: 09/24/2014  
 Run Time: 04:00:04 AM

Month	Department	Department Name	Object Class	Object	Object Name	Posting Am
May	285	Education, Iowa Public TV	510	4030	Network Misc,Parts,Supplies,Consumable	4,363.50
June				3810	Desktop HW Purchase or Lease-Non Inventory	2,282.72
				3820	Desktop SW Purchase or License	1,333.62
				3830	Desktop Misc,Parts,Supplies,Consumable	2,559.84
				3910	Server HW Purchase or Lease-Non Inventory	222.00
				3911	Server HW Purchase or Lease-Inventory	49,218.46
				3920	Server SW Purchase or License	891.00
				3950	Server SW Maintenance,Consumable	2,682.83
				4710	Printer HW Purchase or Lease-Non Inventory	92.25
July (H/O)				3810	Desktop HW Purchase or Lease-Non Inventory	512.88
				3820	Desktop SW Purchase or License	268.90
				3850	Desktop SW Maintenance,Consumable	(2,547.75)
				3930	Server Misc,Parts,Supplies,Consumable	268.00
				3940	Server HW Maintenance,Consumable	(1,008.00)
				3950	Server SW Maintenance,Consumable	(1,500.00)
				4040	Network HW Maintenance,Consumable	(87,970.80)
				4050	Network SW Maintenance,Consumable	(3,988.80)
	<b>285</b>	<b>Education, Iowa Public TV</b>	<b>510</b>		<b>Sum:</b>	<b>678,780.50</b>

Month	Department	Department Name	Object Class	Object	Object Name	Posting Am
July	297	Iowa Department on Aging	510	4711	Printer HW Purchase or Lease-Inventory	246.00
				4730	Printer Misc,Parts,Supplies,Consumable	90.00
August				4711	Printer HW Purchase or Lease-Inventory	246.00
				4730	Printer Misc,Parts,Supplies,Consumable	91.50
September				4730	Printer Misc,Parts,Supplies,Consumable	174.00

Report ID: TGB  
 Source: I/3 Finance  
 Budget FY: 2014

STATE OF IOWA  
 EXPENDITURES FOR OBJECT CLASSES 418 AND 510

Page: 64 of 191  
 Run Date: 09/24/2014  
 Run Time: 04:00:04 AM

Month	Department	Department Name	Object Class	Object	Object Name	Posting Am
October	297	Iowa Department on Aging	510	4711	Printer HW Purchase or Lease-Inventory	492.00
				4730	Printer Misc,Parts,Supplies,Consumable	28.00
November				3820	Desktop SW Purchase or License	8,065.00
				4711	Printer HW Purchase or Lease-Inventory	246.00
				4730	Printer Misc,Parts,Supplies,Consumable	359.00
December				4711	Printer HW Purchase or Lease-Inventory	246.00
				4730	Printer Misc,Parts,Supplies,Consumable	1,166.00
January				3810	Desktop HW Purchase or Lease-Non Inventory	1,542.50
				3820	Desktop SW Purchase or License	33,698.50
				4711	Printer HW Purchase or Lease-Inventory	246.00
				4730	Printer Misc,Parts,Supplies,Consumable	517.75
February				4711	Printer HW Purchase or Lease-Inventory	246.00
March				3810	Desktop HW Purchase or Lease-Non Inventory	2,044.97
				4711	Printer HW Purchase or Lease-Inventory	246.00
				4730	Printer Misc,Parts,Supplies,Consumable	443.75
April				3810	Desktop HW Purchase or Lease-Non Inventory	8,319.52
				4711	Printer HW Purchase or Lease-Inventory	246.00
				4730	Printer Misc,Parts,Supplies,Consumable	910.25
May				4711	Printer HW Purchase or Lease-Inventory	246.00
				4730	Printer Misc,Parts,Supplies,Consumable	103.05
June				3810	Desktop HW Purchase or Lease-Non Inventory	617.00
				3820	Desktop SW Purchase or License	10,740.00
				4711	Printer HW Purchase or Lease-Inventory	246.00
				4730	Printer Misc,Parts,Supplies,Consumable	180.00
July (H/O)				3820	Desktop SW Purchase or License	5,999.64

Report ID: TGB  
 Source: I/3 Finance  
 Budget FY: 2014

STATE OF IOWA  
 EXPENDITURES FOR OBJECT CLASSES 418 AND 510

Page: 65 of 191  
 Run Date: 09/24/2014  
 Run Time: 04:00:04 AM

Month	Department	Department Name	Object Class	Object	Object Name	Posting Am
July (H/O)	297	Iowa Department on Aging	510	4730	Printer Misc,Parts,Supplies,Consumable	46.25
August (H/O)				3820	Desktop SW Purchase or License	4,901.70
				4710	Printer HW Purchase or Lease-Non Inventory	1,140.69
				4730	Printer Misc,Parts,Supplies,Consumable	507.48
	<b>297</b>	<b>Iowa Department on Aging</b>	<b>510</b>		<b>Sum:</b>	<b>84,638.55</b>

Month	Department	Department Name	Object Class	Object	Object Name	Posting Am
August	309	Workforce Development	418	4181	IT Professional Services	100,550.48
September				4181	IT Professional Services	210,168.25
October				4181	IT Professional Services	381,437.68
November				4181	IT Professional Services	419,311.21
December				4181	IT Professional Services	483,537.48
January				4181	IT Professional Services	304,124.54
February				4181	IT Professional Services	51,930.94
March				4181	IT Professional Services	404,969.70
April				4181	IT Professional Services	287,564.35
				4184	IT Technical Consultants	(6,975.20)
May				4181	IT Professional Services	118,065.34
June				4181	IT Professional Services	838,096.97
July (H/O)				4181	IT Professional Services	211,985.80
August (H/O)				4181	IT Professional Services	16,345.76
	<b>309</b>	<b>Workforce Development</b>	<b>418</b>		<b>Sum:</b>	<b>3,821,113.30</b>

Month	Department	Department Name	Object Class	Object	Object Name	Posting Am
July	309	Workforce Development	510	3820	Desktop SW Purchase or License	288,049.78

Report ID: TGB  
 Source: I/3 Finance  
 Budget FY: 2014

STATE OF IOWA  
 EXPENDITURES FOR OBJECT CLASSES 418 AND 510

Page: 66 of 191  
 Run Date: 09/24/2014  
 Run Time: 04:00:04 AM

Month	Department	Department Name	Object Class	Object	Object Name	Posting Am
July	309	Workforce Development	510	3840	Desktop HW Maintenance,Consumable	770.67
				3920	Server SW Purchase or License	196,524.89
				3940	Server HW Maintenance,Consumable	3,170.81
				3950	Server SW Maintenance,Consumable	240,509.94
				4020	Network SW Purchase or License	7,241.47
				4040	Network HW Maintenance,Consumable	93,552.97
				4050	Network SW Maintenance,Consumable	15,776.68
				4740	Printer HW Maintenance,Consumable	3,465.95
				4750	Printer SW Maintenance,Consumable	15,314.88
August				3810	Desktop HW Purchase or Lease-Non Inventory	1,861.43
				3830	Desktop Misc,Parts,Supplies,Consumable	533.23
				3840	Desktop HW Maintenance,Consumable	1,606.34
				3850	Desktop SW Maintenance,Consumable	7,035.20
				3911	Server HW Purchase or Lease-Inventory	27,757.77
				3920	Server SW Purchase or License	5,000.00
				3950	Server SW Maintenance,Consumable	36,270.97
				4010	Network HW Purchase or Lease-Non Inventory	4,241.34
				4020	Network SW Purchase or License	43,217.00
				4710	Printer HW Purchase or Lease-Non Inventory	3,813.98
				4740	Printer HW Maintenance,Consumable	33,890.73
September				3810	Desktop HW Purchase or Lease-Non Inventory	3,016.16
				3820	Desktop SW Purchase or License	40,638.00
				3830	Desktop Misc,Parts,Supplies,Consumable	1,988.35
				3840	Desktop HW Maintenance,Consumable	316.80
				3850	Desktop SW Maintenance,Consumable	20,546.85

Report ID: TGB  
Source: I/3 Finance  
Budget FY: 2014

STATE OF IOWA  
EXPENDITURES FOR OBJECT CLASSES 418 AND 510

Page: 67 of 191  
Run Date: 09/24/2014  
Run Time: 04:00:04 AM

Month	Department	Department Name	Object Class	Object	Object Name	Posting Am
September	309	Workforce Development	510	3920	Server SW Purchase or License	68,052.90
				3940	Server HW Maintenance,Consumable	75,968.57
				3950	Server SW Maintenance,Consumable	64,254.88
				4010	Network HW Purchase or Lease-Non Inventory	4,975.00
				4011	Network HW Purchase or Lease-Inventory	52,171.55
				4030	Network Misc,Parts,Supplies,Consumable	1,495.00
				4710	Printer HW Purchase or Lease-Non Inventory	341.25
				4730	Printer Misc,Parts,Supplies,Consumable	636.75
				4740	Printer HW Maintenance,Consumable	48.00
October				3810	Desktop HW Purchase or Lease-Non Inventory	1,601.94
				3830	Desktop Misc,Parts,Supplies,Consumable	2,223.68
				3840	Desktop HW Maintenance,Consumable	(284.30)
				3850	Desktop SW Maintenance,Consumable	13,306.36
				3911	Server HW Purchase or Lease-Inventory	79,158.34
				3920	Server SW Purchase or License	161,477.94
				3940	Server HW Maintenance,Consumable	15,877.57
				4010	Network HW Purchase or Lease-Non Inventory	1,211.40
				4011	Network HW Purchase or Lease-Inventory	46,730.00
				4030	Network Misc,Parts,Supplies,Consumable	887.98
				4040	Network HW Maintenance,Consumable	3,483.86
				4710	Printer HW Purchase or Lease-Non Inventory	672.75
				4730	Printer Misc,Parts,Supplies,Consumable	106.61
				4740	Printer HW Maintenance,Consumable	231.20
November				3810	Desktop HW Purchase or Lease-Non Inventory	4,953.78
				3820	Desktop SW Purchase or License	55,652.00

Report ID: TGB  
 Source: I/3 Finance  
 Budget FY: 2014

STATE OF IOWA  
 EXPENDITURES FOR OBJECT CLASSES 418 AND 510

Page: 68 of 191  
 Run Date: 09/24/2014  
 Run Time: 04:00:04 AM

Month	Department	Department Name	Object Class	Object	Object Name	Posting Am
November	309	Workforce Development	510	3830	Desktop Misc,Parts,Supplies,Consumable	6,993.06
				3840	Desktop HW Maintenance,Consumable	316.80
				3950	Server SW Maintenance,Consumable	66,677.48
				4020	Network SW Purchase or License	1,615.50
				4030	Network Misc,Parts,Supplies,Consumable	169.55
				4710	Printer HW Purchase or Lease-Non Inventory	(495.00)
December				3810	Desktop HW Purchase or Lease-Non Inventory	(712.74)
				3830	Desktop Misc,Parts,Supplies,Consumable	311.05
				3950	Server SW Maintenance,Consumable	41,872.53
				4030	Network Misc,Parts,Supplies,Consumable	10.66
				4050	Network SW Maintenance,Consumable	1,508.35
				4710	Printer HW Purchase or Lease-Non Inventory	(3,154.00)
January				3810	Desktop HW Purchase or Lease-Non Inventory	(1,904.42)
				3820	Desktop SW Purchase or License	195.00
				3830	Desktop Misc,Parts,Supplies,Consumable	11,225.45
				3840	Desktop HW Maintenance,Consumable	(26.40)
				3850	Desktop SW Maintenance,Consumable	7,576.40
				3910	Server HW Purchase or Lease-Non Inventory	1,300.00
				3940	Server HW Maintenance,Consumable	63,827.58
				3950	Server SW Maintenance,Consumable	54,056.31
				4030	Network Misc,Parts,Supplies,Consumable	25,176.44
				4710	Printer HW Purchase or Lease-Non Inventory	1,760.44
				4740	Printer HW Maintenance,Consumable	359.20
February				3810	Desktop HW Purchase or Lease-Non Inventory	1,308.58
				3820	Desktop SW Purchase or License	35.49

Report ID: TGB  
 Source: I/3 Finance  
 Budget FY: 2014

STATE OF IOWA  
 EXPENDITURES FOR OBJECT CLASSES 418 AND 510

Page: 69 of 191  
 Run Date: 09/24/2014  
 Run Time: 04:00:04 AM

Month	Department	Department Name	Object Class	Object	Object Name	Posting Am
February	309	Workforce Development	510	3830	Desktop Misc,Parts,Supplies,Consumable	3,579.14
				3850	Desktop SW Maintenance,Consumable	1,972.16
				3920	Server SW Purchase or License	17,667.93
				4011	Network HW Purchase or Lease-Inventory	9,948.40
				4030	Network Misc,Parts,Supplies,Consumable	1,362.84
				4710	Printer HW Purchase or Lease-Non Inventory	1,490.77
				4730	Printer Misc,Parts,Supplies,Consumable	279.94
				4740	Printer HW Maintenance,Consumable	231.20
March				3810	Desktop HW Purchase or Lease-Non Inventory	1,758.58
				3820	Desktop SW Purchase or License	3,643.12
				3830	Desktop Misc,Parts,Supplies,Consumable	1,942.31
				3840	Desktop HW Maintenance,Consumable	950.34
				3850	Desktop SW Maintenance,Consumable	529.00
				3920	Server SW Purchase or License	10,564.95
				3950	Server SW Maintenance,Consumable	6,317.00
				4020	Network SW Purchase or License	11,648.00
				4030	Network Misc,Parts,Supplies,Consumable	580.48
				4710	Printer HW Purchase or Lease-Non Inventory	(852.04)
				4730	Printer Misc,Parts,Supplies,Consumable	(238.63)
				4740	Printer HW Maintenance,Consumable	26.93
April				3810	Desktop HW Purchase or Lease-Non Inventory	3,310.35
				3820	Desktop SW Purchase or License	249.95
				3830	Desktop Misc,Parts,Supplies,Consumable	1,501.90
				3920	Server SW Purchase or License	87,586.20
				3950	Server SW Maintenance,Consumable	360,370.03



Report ID: TGB  
 Source: I/3 Finance  
 Budget FY: 2014

STATE OF IOWA  
 EXPENDITURES FOR OBJECT CLASSES 418 AND 510

Page: 70 of 191  
 Run Date: 09/24/2014  
 Run Time: 04:00:04 AM

Month	Department	Department Name	Object Class	Object	Object Name	Posting Am
April	309	Workforce Development	510	4010	Network HW Purchase or Lease-Non Inventory	851.80
				4710	Printer HW Purchase or Lease-Non Inventory	683.46
				4740	Printer HW Maintenance,Consumable	96.00
May				3810	Desktop HW Purchase or Lease-Non Inventory	15,220.74
				3830	Desktop Misc,Parts,Supplies,Consumable	7,042.79
				3850	Desktop SW Maintenance,Consumable	1,069.00
				3950	Server SW Maintenance,Consumable	66.96
				4010	Network HW Purchase or Lease-Non Inventory	1,857.26
				4020	Network SW Purchase or License	250.00
				4030	Network Misc,Parts,Supplies,Consumable	515.14
				4710	Printer HW Purchase or Lease-Non Inventory	1,809.55
				4730	Printer Misc,Parts,Supplies,Consumable	106.61
				4740	Printer HW Maintenance,Consumable	359.20
June				3810	Desktop HW Purchase or Lease-Non Inventory	24,623.29
				3820	Desktop SW Purchase or License	954.94
				3830	Desktop Misc,Parts,Supplies,Consumable	7,078.63
				3840	Desktop HW Maintenance,Consumable	633.66
				3850	Desktop SW Maintenance,Consumable	398.70
				3911	Server HW Purchase or Lease-Inventory	90,116.80
				3950	Server SW Maintenance,Consumable	69,003.21
				4010	Network HW Purchase or Lease-Non Inventory	2,772.94
				4011	Network HW Purchase or Lease-Inventory	83,912.89
				4710	Printer HW Purchase or Lease-Non Inventory	1,995.00
				4711	Printer HW Purchase or Lease-Inventory	10,067.90
				4740	Printer HW Maintenance,Consumable	398.40

Report ID: TGB  
 Source: I/3 Finance  
 Budget FY: 2014

STATE OF IOWA  
 EXPENDITURES FOR OBJECT CLASSES 418 AND 510

Page: 71 of 191  
 Run Date: 09/24/2014  
 Run Time: 04:00:04 AM

Month	Department	Department Name	Object Class	Object	Object Name	Posting Am
July (H/O)	309	Workforce Development	510	3810	Desktop HW Purchase or Lease-Non Inventory	4,400.29
				3830	Desktop Misc,Parts,Supplies,Consumable	1,285.20
				3840	Desktop HW Maintenance,Consumable	(79.20)
				3920	Server SW Purchase or License	(87,586.20)
				3950	Server SW Maintenance,Consumable	36,915.00
				4010	Network HW Purchase or Lease-Non Inventory	24,286.00
				4020	Network SW Purchase or License	3,957.70
				4030	Network Misc,Parts,Supplies,Consumable	(165.26)
August (H/O)				3810	Desktop HW Purchase or Lease-Non Inventory	(11,589.89)
				3820	Desktop SW Purchase or License	(318.00)
				3830	Desktop Misc,Parts,Supplies,Consumable	(3,044.93)
				3840	Desktop HW Maintenance,Consumable	(1,923.14)
				3850	Desktop SW Maintenance,Consumable	(3,609.48)
				3911	Server HW Purchase or Lease-Inventory	65,213.86
				3920	Server SW Purchase or License	(151.96)
				3940	Server HW Maintenance,Consumable	(15,000.00)
				3950	Server SW Maintenance,Consumable	(375,486.77)
				4010	Network HW Purchase or Lease-Non Inventory	(10,435.00)
				4011	Network HW Purchase or Lease-Inventory	(46,730.00)
				4020	Network SW Purchase or License	(23,083.86)
				4040	Network HW Maintenance,Consumable	(16,841.90)
				4050	Network SW Maintenance,Consumable	(3,155.34)
				4710	Printer HW Purchase or Lease-Non Inventory	(361.25)
				4711	Printer HW Purchase or Lease-Inventory	12,380.00
				4740	Printer HW Maintenance,Consumable	(1,851.89)

Report ID: TGB  
 Source: I/3 Finance  
 Budget FY: 2014

STATE OF IOWA  
 EXPENDITURES FOR OBJECT CLASSES 418 AND 510

Page: 72 of 191  
 Run Date: 09/24/2014  
 Run Time: 04:00:04 AM

Month	Department	Department Name	Object Class	Object	Object Name	Posting Am
August (H/O)	309	Workforce Development	510	4750	Printer SW Maintenance,Consumable	(4,589.38)
	<b>309</b>	<b>Workforce Development</b>	<b>510</b>			<b>Sum: 2,422,090.83</b>

Month	Department	Department Name	Object Class	Object	Object Name	Posting Am
July	336	Iowa Communications Network	510	3950	Server SW Maintenance,Consumable	860.00
				4050	Network SW Maintenance,Consumable	1,728.89
August				3810	Desktop HW Purchase or Lease-Non Inventory	1,548.00
				3820	Desktop SW Purchase or License	157.44
				3940	Server HW Maintenance,Consumable	10,551.72
				4020	Network SW Purchase or License	3,019.99
				4040	Network HW Maintenance,Consumable	595,580.03
				4050	Network SW Maintenance,Consumable	189,347.13
				4740	Printer HW Maintenance,Consumable	135.00
September				3950	Server SW Maintenance,Consumable	1,720.00
				4040	Network HW Maintenance,Consumable	2,644.82
				4050	Network SW Maintenance,Consumable	13,365.95
				4740	Printer HW Maintenance,Consumable	95.00
October				3820	Desktop SW Purchase or License	119.00
				3950	Server SW Maintenance,Consumable	860.00
				4040	Network HW Maintenance,Consumable	259,782.30
				4050	Network SW Maintenance,Consumable	47,936.81
				4740	Printer HW Maintenance,Consumable	454.00
November				4050	Network SW Maintenance,Consumable	10,355.83
December				3810	Desktop HW Purchase or Lease-Non Inventory	355.98
				3820	Desktop SW Purchase or License	1,149.55

Report ID: TGB  
 Source: I/3 Finance  
 Budget FY: 2014

STATE OF IOWA  
 EXPENDITURES FOR OBJECT CLASSES 418 AND 510

Page: 73 of 191  
 Run Date: 09/24/2014  
 Run Time: 04:00:04 AM

Month	Department	Department Name	Object Class	Object	Object Name	Posting Am
December	336	Iowa Communications Network	510	3950	Server SW Maintenance,Consumable	1,720.00
				4040	Network HW Maintenance,Consumable	19,622.44
				4050	Network SW Maintenance,Consumable	37,218.61
January				3810	Desktop HW Purchase or Lease-Non Inventory	7,639.61
				3820	Desktop SW Purchase or License	2,158.34
				3850	Desktop SW Maintenance,Consumable	882.00
				3940	Server HW Maintenance,Consumable	966.78
				3950	Server SW Maintenance,Consumable	894.00
				4040	Network HW Maintenance,Consumable	207,316.37
				4050	Network SW Maintenance,Consumable	80,399.56
				4730	Printer Misc,Parts,Supplies,Consumable	168.00
				4740	Printer HW Maintenance,Consumable	972.88
February				4040	Network HW Maintenance,Consumable	6,901.68
				4050	Network SW Maintenance,Consumable	14,109.72
March				3810	Desktop HW Purchase or Lease-Non Inventory	138.93
				3811	Desktop HW Purchase or Lease-Inventory	7,657.10
				3820	Desktop SW Purchase or License	297.92
				3850	Desktop SW Maintenance,Consumable	339.15
				3950	Server SW Maintenance,Consumable	1,788.00
				4040	Network HW Maintenance,Consumable	24,783.68
				4050	Network SW Maintenance,Consumable	16,216.48
				4710	Printer HW Purchase or Lease-Non Inventory	596.10
				4740	Printer HW Maintenance,Consumable	332.50
April				3850	Desktop SW Maintenance,Consumable	42,044.81
				3950	Server SW Maintenance,Consumable	894.40

Report ID: TGB  
 Source: I/3 Finance  
 Budget FY: 2014

STATE OF IOWA  
 EXPENDITURES FOR OBJECT CLASSES 418 AND 510

Page: 74 of 191  
 Run Date: 09/24/2014  
 Run Time: 04:00:04 AM

Month	Department	Department Name	Object Class	Object	Object Name	Posting Am
April	336	Iowa Communications Network	510	4040	Network HW Maintenance,Consumable	9,901.68
				4050	Network SW Maintenance,Consumable	11,689.72
May				3811	Desktop HW Purchase or Lease-Inventory	490.25
				3950	Server SW Maintenance,Consumable	894.40
				4040	Network HW Maintenance,Consumable	22,394.43
				4050	Network SW Maintenance,Consumable	14,648.86
				4711	Printer HW Purchase or Lease-Inventory	1,454.38
				4740	Printer HW Maintenance,Consumable	118.75
June				3811	Desktop HW Purchase or Lease-Inventory	14,763.00
				3850	Desktop SW Maintenance,Consumable	1,082.00
				3950	Server SW Maintenance,Consumable	894.40
				4040	Network HW Maintenance,Consumable	3,580.50
				4050	Network SW Maintenance,Consumable	16,876.36
				4740	Printer HW Maintenance,Consumable	95.00
July (H/O)				3910	Server HW Purchase or Lease-Non Inventory	25,008.24
				3940	Server HW Maintenance,Consumable	12,471.32
				4020	Network SW Purchase or License	420.00
				4040	Network HW Maintenance,Consumable	6,901.68
				4050	Network SW Maintenance,Consumable	(8,858.92)
				4730	Printer Misc,Parts,Supplies,Consumable	2,020.00
August (H/O)				4050	Network SW Maintenance,Consumable	2,557.26
	<b>336</b>	<b>Iowa Communications Network</b>	<b>510</b>		<b>Sum:</b>	<b>1,757,229.81</b>

Month	Department	Department Name	Object Class	Object	Object Name	Posting Am
August	350	Governor	418	4181	IT Professional Services	14,090.76

Report ID: TGB  
 Source: I/3 Finance  
 Budget FY: 2014

STATE OF IOWA  
 EXPENDITURES FOR OBJECT CLASSES 418 AND 510

Page: 75 of 191  
 Run Date: 09/24/2014  
 Run Time: 04:00:04 AM

Month	Department	Department Name	Object Class	Object	Object Name	Posting Am
November	350	Governor	418	4181	IT Professional Services	77.21
May				4181	IT Professional Services	14,090.76
	<b>350</b>	<b>Governor</b>	<b>418</b>			<b>Sum: 28,258.73</b>

Month	Department	Department Name	Object Class	Object	Object Name	Posting Am
April	350	Governor	510	3820	Desktop SW Purchase or License	322.46
				3830	Desktop Misc,Parts,Supplies,Consumable	20.66
May				4711	Printer HW Purchase or Lease-Inventory	1,652.78
June				3810	Desktop HW Purchase or Lease-Non Inventory	1,379.24
				4720	Printer SW Purchase or License	2,670.00
	<b>350</b>	<b>Governor</b>	<b>510</b>			<b>Sum: 6,045.14</b>

Month	Department	Department Name	Object Class	Object	Object Name	Posting Am
September	379	Human Rights, Dept Of	418	4181	IT Professional Services	127,759.26
October				4181	IT Professional Services	206,729.63
November				4181	IT Professional Services	98,879.63
December				4181	IT Professional Services	81,879.63
January				4181	IT Professional Services	63,879.63
February				4181	IT Professional Services	2,810.80
March				4181	IT Professional Services	177,740.78
April				4181	IT Professional Services	69,501.23
May				4181	IT Professional Services	70,502.58
June				4181	IT Professional Services	75,684.99
July (H/O)				4181	IT Professional Services	75,684.99
August (H/O)				4181	IT Professional Services	156,874.44

Report ID: TGB  
 Source: I/3 Finance  
 Budget FY: 2014

STATE OF IOWA  
 EXPENDITURES FOR OBJECT CLASSES 418 AND 510

Page: 76 of 191  
 Run Date: 09/24/2014  
 Run Time: 04:00:04 AM

Month	Department	Department Name	Object Class	Object	Object Name	Posting Am
	379	Human Rights, Dept Of	418			<b>Sum: 1,207,927.59</b>

Month	Department	Department Name	Object Class	Object	Object Name	Posting Am
July	379	Human Rights, Dept Of	510	4040	Network HW Maintenance,Consumable	300.00
August				3820	Desktop SW Purchase or License	352.00
September				3820	Desktop SW Purchase or License	352.00
October				3810	Desktop HW Purchase or Lease-Non Inventory	2,582.36
				3820	Desktop SW Purchase or License	704.00
				3850	Desktop SW Maintenance,Consumable	11,750.00
				3950	Server SW Maintenance,Consumable	3,175.90
				4040	Network HW Maintenance,Consumable	300.00
November				3820	Desktop SW Purchase or License	382.34
				3950	Server SW Maintenance,Consumable	350.00
				4020	Network SW Purchase or License	157.30
December				3810	Desktop HW Purchase or Lease-Non Inventory	764.00
				3820	Desktop SW Purchase or License	352.00
				3950	Server SW Maintenance,Consumable	68,462.92
January				3820	Desktop SW Purchase or License	1,079.92
				3850	Desktop SW Maintenance,Consumable	11,750.00
				3950	Server SW Maintenance,Consumable	350.00
				4040	Network HW Maintenance,Consumable	300.00
February				3820	Desktop SW Purchase or License	352.00
				3950	Server SW Maintenance,Consumable	42,098.63
March				3820	Desktop SW Purchase or License	352.00
				3830	Desktop Misc,Parts,Supplies,Consumable	55.89

Report ID: TGB  
 Source: I/3 Finance  
 Budget FY: 2014

STATE OF IOWA  
 EXPENDITURES FOR OBJECT CLASSES 418 AND 510

Page: 77 of 191  
 Run Date: 09/24/2014  
 Run Time: 04:00:04 AM

Month	Department	Department Name	Object Class	Object	Object Name	Posting Am
March	379	Human Rights, Dept Of	510	3930	Server Misc,Parts,Supplies,Consumable	845.00
				3950	Server SW Maintenance,Consumable	2,828.60
April				3810	Desktop HW Purchase or Lease-Non Inventory	1,003.76
				3820	Desktop SW Purchase or License	1,099.64
				3950	Server SW Maintenance,Consumable	350.00
				4040	Network HW Maintenance,Consumable	300.00
May				3820	Desktop SW Purchase or License	2,413.55
				3950	Server SW Maintenance,Consumable	1,558.06
June				3810	Desktop HW Purchase or Lease-Non Inventory	1,100.41
				3820	Desktop SW Purchase or License	715.96
				3830	Desktop Misc,Parts,Supplies,Consumable	250.78
				3950	Server SW Maintenance,Consumable	350.00
August (H/O)				3950	Server SW Maintenance,Consumable	1,208.06
September (H/O)				3820	Desktop SW Purchase or License	342.00
	<b>379</b>	<b>Human Rights, Dept Of</b>	<b>510</b>		<b>Sum:</b>	<b>160,689.08</b>

Month	Department	Department Name	Object Class	Object	Object Name	Posting Am
September	401	Human Services Administration	418	4181	IT Professional Services	23,066.22
				4184	IT Technical Consultants	29,550.16
October				4181	IT Professional Services	34,300.00
				4184	IT Technical Consultants	33,772.27
November				4181	IT Professional Services	24,040.00
				4184	IT Technical Consultants	61,350.83
December				4181	IT Professional Services	25,500.00
January				4181	IT Professional Services	47,838.25



Report ID: TGB  
 Source: I/3 Finance  
 Budget FY: 2014

STATE OF IOWA  
 EXPENDITURES FOR OBJECT CLASSES 418 AND 510

Page: 78 of 191  
 Run Date: 09/24/2014  
 Run Time: 04:00:04 AM

Month	Department	Department Name	Object Class	Object	Object Name	Posting Am
February	401	Human Services Administration	418	4181	IT Professional Services	36,543.88
				4184	IT Technical Consultants	101,431.98
March				4181	IT Professional Services	218,618.97
				4184	IT Technical Consultants	49,044.03
April				4181	IT Professional Services	(123,098.73)
				4184	IT Technical Consultants	53,822.13
May				4181	IT Professional Services	96,865.71
				4184	IT Technical Consultants	145,231.41
June				4181	IT Professional Services	9,367.53
				4184	IT Technical Consultants	20,883.47
July (H/O)				4181	IT Professional Services	297,583.95
				4184	IT Technical Consultants	104,638.36
August (H/O)				4181	IT Professional Services	(226,223.43)
				4184	IT Technical Consultants	58,062.92
	<b>401</b>	<b>Human Services Administration</b>	<b>418</b>		<b>Sum:</b>	<b>1,122,189.91</b>

Month	Department	Department Name	Object Class	Object	Object Name	Posting Am
July	401	Human Services Administration	510	3810	Desktop HW Purchase or Lease-Non Inventory	640.12
				3820	Desktop SW Purchase or License	13,214.00
				3830	Desktop Misc,Parts,Supplies,Consumable	572.90
				3840	Desktop HW Maintenance,Consumable	105.00
				3850	Desktop SW Maintenance,Consumable	4,469.10
				3920	Server SW Purchase or License	5,670.68
				3940	Server HW Maintenance,Consumable	209,766.78
				3950	Server SW Maintenance,Consumable	773,406.17

Report ID: TGB  
 Source: I/3 Finance  
 Budget FY: 2014

STATE OF IOWA  
 EXPENDITURES FOR OBJECT CLASSES 418 AND 510

Page: 79 of 191  
 Run Date: 09/24/2014  
 Run Time: 04:00:04 AM

Month	Department	Department Name	Object Class	Object	Object Name	Posting Am
July	401	Human Services Administration	510	4030	Network Misc,Parts,Supplies,Consumable	169.98
				4040	Network HW Maintenance,Consumable	120,762.30
				4050	Network SW Maintenance,Consumable	115,966.17
				4730	Printer Misc,Parts,Supplies,Consumable	2,046.38
				4750	Printer SW Maintenance,Consumable	17,885.44
August				3810	Desktop HW Purchase or Lease-Non Inventory	124.00
				3820	Desktop SW Purchase or License	339.15
				3830	Desktop Misc,Parts,Supplies,Consumable	8,406.47
				3850	Desktop SW Maintenance,Consumable	40.40
				3930	Server Misc,Parts,Supplies,Consumable	(167.38)
				3940	Server HW Maintenance,Consumable	(62,447.98)
				3950	Server SW Maintenance,Consumable	(505,818.63)
				4030	Network Misc,Parts,Supplies,Consumable	(61.65)
				4040	Network HW Maintenance,Consumable	(46,415.23)
				4050	Network SW Maintenance,Consumable	(115,966.17)
				4730	Printer Misc,Parts,Supplies,Consumable	4,743.33
				4750	Printer SW Maintenance,Consumable	(16,009.24)
September				3830	Desktop Misc,Parts,Supplies,Consumable	582.91
				3850	Desktop SW Maintenance,Consumable	399.00
				3920	Server SW Purchase or License	73,947.65
				3930	Server Misc,Parts,Supplies,Consumable	224.46
				3940	Server HW Maintenance,Consumable	(59,553.68)
				3950	Server SW Maintenance,Consumable	(7,634.62)
				4030	Network Misc,Parts,Supplies,Consumable	37.76
				4040	Network HW Maintenance,Consumable	(46,595.94)

Report ID: TGB  
Source: I/3 Finance  
Budget FY: 2014

STATE OF IOWA  
EXPENDITURES FOR OBJECT CLASSES 418 AND 510

Page: 80 of 191  
Run Date: 09/24/2014  
Run Time: 04:00:04 AM

Month	Department	Department Name	Object Class	Object	Object Name	Posting Am
September	401	Human Services Administration	510	4730	Printer Misc,Parts,Supplies,Consumable	5,018.88
October				3810	Desktop HW Purchase or Lease-Non Inventory	1,806.40
				3830	Desktop Misc,Parts,Supplies,Consumable	674.07
				3840	Desktop HW Maintenance,Consumable	105.00
				3920	Server SW Purchase or License	531.62
				3930	Server Misc,Parts,Supplies,Consumable	(146.02)
				3940	Server HW Maintenance,Consumable	179.43
				3950	Server SW Maintenance,Consumable	45,933.14
				4710	Printer HW Purchase or Lease-Non Inventory	558.00
				4730	Printer Misc,Parts,Supplies,Consumable	172.83
November				3830	Desktop Misc,Parts,Supplies,Consumable	1,366.19
				3950	Server SW Maintenance,Consumable	(13,820.24)
				4030	Network Misc,Parts,Supplies,Consumable	186.68
				4710	Printer HW Purchase or Lease-Non Inventory	279.00
				4711	Printer HW Purchase or Lease-Inventory	13,065.00
				4730	Printer Misc,Parts,Supplies,Consumable	2,072.42
				4740	Printer HW Maintenance,Consumable	47.20
December				3810	Desktop HW Purchase or Lease-Non Inventory	639.72
				3820	Desktop SW Purchase or License	119.00
				3830	Desktop Misc,Parts,Supplies,Consumable	3,138.61
				3840	Desktop HW Maintenance,Consumable	105.00
				3850	Desktop SW Maintenance,Consumable	1,932.00
				3911	Server HW Purchase or Lease-Inventory	7,805.35
				3920	Server SW Purchase or License	4,658.35
				3930	Server Misc,Parts,Supplies,Consumable	407.59

Report ID: TGB  
Source: I/3 Finance  
Budget FY: 2014

STATE OF IOWA  
EXPENDITURES FOR OBJECT CLASSES 418 AND 510

Page: 81 of 191  
Run Date: 09/24/2014  
Run Time: 04:00:04 AM

Month	Department	Department Name	Object Class	Object	Object Name	Posting Am
December	401	Human Services Administration	510	3940	Server HW Maintenance,Consumable	9,449.43
				3950	Server SW Maintenance,Consumable	35,687.92
				4030	Network Misc,Parts,Supplies,Consumable	12.24
				4710	Printer HW Purchase or Lease-Non Inventory	380.00
				4711	Printer HW Purchase or Lease-Inventory	5,565.00
				4730	Printer Misc,Parts,Supplies,Consumable	7,548.00
January				3810	Desktop HW Purchase or Lease-Non Inventory	544.63
				3820	Desktop SW Purchase or License	161.23
				3830	Desktop Misc,Parts,Supplies,Consumable	1,088.36
				3930	Server Misc,Parts,Supplies,Consumable	339.98
				3940	Server HW Maintenance,Consumable	5,863.23
				3950	Server SW Maintenance,Consumable	7,033.00
				4030	Network Misc,Parts,Supplies,Consumable	406.20
				4710	Printer HW Purchase or Lease-Non Inventory	1,149.04
				4730	Printer Misc,Parts,Supplies,Consumable	3,793.60
				4740	Printer HW Maintenance,Consumable	263.20
February				3810	Desktop HW Purchase or Lease-Non Inventory	684.72
				3830	Desktop Misc,Parts,Supplies,Consumable	439.84
				3840	Desktop HW Maintenance,Consumable	105.00
				3930	Server Misc,Parts,Supplies,Consumable	319.98
				3950	Server SW Maintenance,Consumable	11,699.44
				4010	Network HW Purchase or Lease-Non Inventory	99.99
				4030	Network Misc,Parts,Supplies,Consumable	382.40
				4710	Printer HW Purchase or Lease-Non Inventory	296.20
				4730	Printer Misc,Parts,Supplies,Consumable	2,823.32

Report ID: TGB  
Source: I/3 Finance  
Budget FY: 2014

STATE OF IOWA  
EXPENDITURES FOR OBJECT CLASSES 418 AND 510

Page: 82 of 191  
Run Date: 09/24/2014  
Run Time: 04:00:04 AM

Month	Department	Department Name	Object Class	Object	Object Name	Posting Am
March	401	Human Services Administration	510	3810	Desktop HW Purchase or Lease-Non Inventory	1,303.22
				3820	Desktop SW Purchase or License	703.51
				3830	Desktop Misc,Parts,Supplies,Consumable	746.60
				3840	Desktop HW Maintenance,Consumable	210.00
				3911	Server HW Purchase or Lease-Inventory	30,324.31
				3920	Server SW Purchase or License	(3,825.49)
				3930	Server Misc,Parts,Supplies,Consumable	372.05
				3940	Server HW Maintenance,Consumable	2,796.24
				3950	Server SW Maintenance,Consumable	46,532.50
				4020	Network SW Purchase or License	1,950.52
				4030	Network Misc,Parts,Supplies,Consumable	472.41
				4730	Printer Misc,Parts,Supplies,Consumable	6,010.11
April				3820	Desktop SW Purchase or License	5,103.70
				3830	Desktop Misc,Parts,Supplies,Consumable	446.52
				3840	Desktop HW Maintenance,Consumable	190.50
				3850	Desktop SW Maintenance,Consumable	122.40
				3920	Server SW Purchase or License	3,337.52
				3930	Server Misc,Parts,Supplies,Consumable	110.70
				3940	Server HW Maintenance,Consumable	179.43
				3950	Server SW Maintenance,Consumable	11,241.21
				4030	Network Misc,Parts,Supplies,Consumable	110.84
				4730	Printer Misc,Parts,Supplies,Consumable	4,232.52
May				3810	Desktop HW Purchase or Lease-Non Inventory	1,303.22
				3830	Desktop Misc,Parts,Supplies,Consumable	1,606.70
				3840	Desktop HW Maintenance,Consumable	210.00

Report ID: TGB  
Source: I/3 Finance  
Budget FY: 2014

STATE OF IOWA  
EXPENDITURES FOR OBJECT CLASSES 418 AND 510

Page: 83 of 191  
Run Date: 09/24/2014  
Run Time: 04:00:04 AM

Month	Department	Department Name	Object Class	Object	Object Name	Posting Am
May	401	Human Services Administration	510	3930	Server Misc,Parts,Supplies,Consumable	27.40
				4030	Network Misc,Parts,Supplies,Consumable	239.35
				4730	Printer Misc,Parts,Supplies,Consumable	4,419.62
June				3810	Desktop HW Purchase or Lease-Non Inventory	4,116.68
				3830	Desktop Misc,Parts,Supplies,Consumable	63,176.71
				3840	Desktop HW Maintenance,Consumable	210.00
				3850	Desktop SW Maintenance,Consumable	89.10
				3911	Server HW Purchase or Lease-Inventory	576,545.00
				3920	Server SW Purchase or License	6,849.70
				3930	Server Misc,Parts,Supplies,Consumable	798.97
				3950	Server SW Maintenance,Consumable	310,989.42
				4730	Printer Misc,Parts,Supplies,Consumable	3,035.75
				4740	Printer HW Maintenance,Consumable	274.00
July (H/O)				3810	Desktop HW Purchase or Lease-Non Inventory	23,499.32
				3820	Desktop SW Purchase or License	2,556.18
				3830	Desktop Misc,Parts,Supplies,Consumable	1,631.10
				3840	Desktop HW Maintenance,Consumable	1,260.00
				3911	Server HW Purchase or Lease-Inventory	(516,065.42)
				3920	Server SW Purchase or License	(6,518.06)
				3930	Server Misc,Parts,Supplies,Consumable	890.22
				3940	Server HW Maintenance,Consumable	(1,351.57)
				3950	Server SW Maintenance,Consumable	(218,372.07)
				4030	Network Misc,Parts,Supplies,Consumable	249.84
				4730	Printer Misc,Parts,Supplies,Consumable	4,993.39
August (H/O)				3830	Desktop Misc,Parts,Supplies,Consumable	(60,835.05)

Report ID: TGB  
 Source: I/3 Finance  
 Budget FY: 2014

STATE OF IOWA  
 EXPENDITURES FOR OBJECT CLASSES 418 AND 510

Page: 84 of 191  
 Run Date: 09/24/2014  
 Run Time: 04:00:04 AM

Month	Department	Department Name	Object Class	Object	Object Name	Posting Am
August (H/O)	401	Human Services Administration	510	3850	Desktop SW Maintenance,Consumable	(1,932.00)
				3930	Server Misc,Parts,Supplies,Consumable	(1,872.51)
				3940	Server HW Maintenance,Consumable	(81,533.39)
				3950	Server SW Maintenance,Consumable	(303,489.78)
				4030	Network Misc,Parts,Supplies,Consumable	(820.88)
				4730	Printer Misc,Parts,Supplies,Consumable	808.85
	<b>401</b>	<b>Human Services Administration</b>	<b>510</b>		<b>Sum:</b>	<b>595,481.91</b>

Month	Department	Department Name	Object Class	Object	Object Name	Posting Am
September	402	Human Services Community Serv	418	4181	IT Professional Services	47,280.96
				4184	IT Technical Consultants	63,906.81
October				4184	IT Technical Consultants	24,631.10
November				4181	IT Professional Services	69,170.56
				4184	IT Technical Consultants	94,799.21
December				4181	IT Professional Services	9,945.31
January				4181	IT Professional Services	20,128.00
February				4181	IT Professional Services	35,031.52
				4184	IT Technical Consultants	111,449.64
March				4181	IT Professional Services	24,625.92
				4184	IT Technical Consultants	118,996.12
April				4181	IT Professional Services	8,824.00
				4184	IT Technical Consultants	12,872.64
May				4181	IT Professional Services	31,466.88
				4184	IT Technical Consultants	35,205.88
June				4181	IT Professional Services	58,468.50

Report ID: TGB  
Source: I/3 Finance  
Budget FY: 2014

STATE OF IOWA  
EXPENDITURES FOR OBJECT CLASSES 418 AND 510

Page: 85 of 191  
Run Date: 09/24/2014  
Run Time: 04:00:04 AM

Month	Department	Department Name	Object Class	Object	Object Name	Posting Am
June	402	Human Services Community Serv	418	4184	IT Technical Consultants	29,841.86
July (H/O)				4181	IT Professional Services	64,866.24
				4184	IT Technical Consultants	134,407.93
August (H/O)				4181	IT Professional Services	38,985.28
				4184	IT Technical Consultants	87,311.51
	<b>402</b>	<b>Human Services Community Serv</b>	<b>418</b>			<b>Sum: 1,122,215.87</b>

Month	Department	Department Name	Object Class	Object	Object Name	Posting Am
July	402	Human Services Community Serv	510	3820	Desktop SW Purchase or License	43,017.99
				3830	Desktop Misc,Parts,Supplies,Consumable	1,808.50
				3850	Desktop SW Maintenance,Consumable	31,260.00
				3940	Server HW Maintenance,Consumable	37,757.83
				3950	Server SW Maintenance,Consumable	42,402.55
				4050	Network SW Maintenance,Consumable	9,214.40
				4710	Printer HW Purchase or Lease-Non Inventory	945.87
				4730	Printer Misc,Parts,Supplies,Consumable	2,318.55
August				3810	Desktop HW Purchase or Lease-Non Inventory	2,110.62
				3820	Desktop SW Purchase or License	352.23
				3830	Desktop Misc,Parts,Supplies,Consumable	532.58
				3840	Desktop HW Maintenance,Consumable	210.00
				3930	Server Misc,Parts,Supplies,Consumable	118.03
				3940	Server HW Maintenance,Consumable	34,677.12
				3950	Server SW Maintenance,Consumable	450,059.02
				4030	Network Misc,Parts,Supplies,Consumable	107.29
				4040	Network HW Maintenance,Consumable	49,991.08



Report ID: TGB  
 Source: I/3 Finance  
 Budget FY: 2014

STATE OF IOWA  
 EXPENDITURES FOR OBJECT CLASSES 418 AND 510

Page: 86 of 191  
 Run Date: 09/24/2014  
 Run Time: 04:00:04 AM

Month	Department	Department Name	Object Class	Object	Object Name	Posting Am
August	402	Human Services Community Serv	510	4050	Network SW Maintenance,Consumable	59,605.04
				4730	Printer Misc,Parts,Supplies,Consumable	2,349.92
				4750	Printer SW Maintenance,Consumable	11,289.28
September				3810	Desktop HW Purchase or Lease-Non Inventory	13,380.60
				3830	Desktop Misc,Parts,Supplies,Consumable	5,581.00
				3840	Desktop HW Maintenance,Consumable	525.00
				3850	Desktop SW Maintenance,Consumable	17,629.00
				3930	Server Misc,Parts,Supplies,Consumable	236.06
				3940	Server HW Maintenance,Consumable	41,995.62
				3950	Server SW Maintenance,Consumable	4,531.47
				4030	Network Misc,Parts,Supplies,Consumable	227.20
				4040	Network HW Maintenance,Consumable	32,858.17
				4711	Printer HW Purchase or Lease-Inventory	12,590.00
				4720	Printer SW Purchase or License	500.00
				4730	Printer Misc,Parts,Supplies,Consumable	5,414.46
				4740	Printer HW Maintenance,Consumable	5,876.00
October				3810	Desktop HW Purchase or Lease-Non Inventory	222,959.00
				3820	Desktop SW Purchase or License	2,501.90
				3830	Desktop Misc,Parts,Supplies,Consumable	33,149.86
				3840	Desktop HW Maintenance,Consumable	10,500.00
				3920	Server SW Purchase or License	3,198.93
				3930	Server Misc,Parts,Supplies,Consumable	236.06
				3940	Server HW Maintenance,Consumable	1,079.59
				3950	Server SW Maintenance,Consumable	7,486.32
				4050	Network SW Maintenance,Consumable	445.00

Report ID: TGB  
 Source: I/3 Finance  
 Budget FY: 2014

STATE OF IOWA  
 EXPENDITURES FOR OBJECT CLASSES 418 AND 510

Page: 87 of 191  
 Run Date: 09/24/2014  
 Run Time: 04:00:04 AM

Month	Department	Department Name	Object Class	Object	Object Name	Posting Am
October	402	Human Services Community Serv	510	4710	Printer HW Purchase or Lease-Non Inventory	334.45
				4730	Printer Misc,Parts,Supplies,Consumable	4,629.92
November				3810	Desktop HW Purchase or Lease-Non Inventory	82,886.00
				3830	Desktop Misc,Parts,Supplies,Consumable	35,439.39
				3840	Desktop HW Maintenance,Consumable	5,250.00
				3930	Server Misc,Parts,Supplies,Consumable	191.15
				3950	Server SW Maintenance,Consumable	9,745.66
				4010	Network HW Purchase or Lease-Non Inventory	235.96
				4030	Network Misc,Parts,Supplies,Consumable	260.00
				4040	Network HW Maintenance,Consumable	445.00
				4710	Printer HW Purchase or Lease-Non Inventory	837.00
				4730	Printer Misc,Parts,Supplies,Consumable	3,487.38
				4740	Printer HW Maintenance,Consumable	141.60
December				3810	Desktop HW Purchase or Lease-Non Inventory	176,650.76
				3830	Desktop Misc,Parts,Supplies,Consumable	10,841.17
				3840	Desktop HW Maintenance,Consumable	840.00
				3930	Server Misc,Parts,Supplies,Consumable	225.32
				3950	Server SW Maintenance,Consumable	271.00
				4030	Network Misc,Parts,Supplies,Consumable	168.15
				4040	Network HW Maintenance,Consumable	890.00
				4710	Printer HW Purchase or Lease-Non Inventory	245.00
				4711	Printer HW Purchase or Lease-Inventory	8,965.00
				4730	Printer Misc,Parts,Supplies,Consumable	5,368.21
January				3830	Desktop Misc,Parts,Supplies,Consumable	1,774.94
				4030	Network Misc,Parts,Supplies,Consumable	629.00

Report ID: TGB  
Source: I/3 Finance  
Budget FY: 2014

STATE OF IOWA  
EXPENDITURES FOR OBJECT CLASSES 418 AND 510

Page: 88 of 191  
Run Date: 09/24/2014  
Run Time: 04:00:04 AM

Month	Department	Department Name	Object Class	Object	Object Name	Posting Am
January	402	Human Services Community Serv	510	4040	Network HW Maintenance,Consumable	445.00
				4710	Printer HW Purchase or Lease-Non Inventory	5,829.04
				4720	Printer SW Purchase or License	1,063.36
				4730	Printer Misc,Parts,Supplies,Consumable	3,956.46
				4740	Printer HW Maintenance,Consumable	263.20
February				3830	Desktop Misc,Parts,Supplies,Consumable	2,016.00
				3950	Server SW Maintenance,Consumable	24,481.00
				4040	Network HW Maintenance,Consumable	445.00
				4720	Printer SW Purchase or License	1,063.36
				4730	Printer Misc,Parts,Supplies,Consumable	4,956.43
				4740	Printer HW Maintenance,Consumable	75.00
March				3830	Desktop Misc,Parts,Supplies,Consumable	8,137.54
				3911	Server HW Purchase or Lease-Inventory	13,237.98
				3920	Server SW Purchase or License	2,940.36
				3950	Server SW Maintenance,Consumable	269,844.13
				4020	Network SW Purchase or License	11,736.52
				4030	Network Misc,Parts,Supplies,Consumable	646.90
				4040	Network HW Maintenance,Consumable	445.00
				4710	Printer HW Purchase or Lease-Non Inventory	2,788.08
				4720	Printer SW Purchase or License	19,590.09
				4730	Printer Misc,Parts,Supplies,Consumable	4,068.91
				4740	Printer HW Maintenance,Consumable	526.40
April				3830	Desktop Misc,Parts,Supplies,Consumable	1,506.00
				3850	Desktop SW Maintenance,Consumable	7,001.73
				3920	Server SW Purchase or License	217.26

Report ID: TGB  
Source: I/3 Finance  
Budget FY: 2014

STATE OF IOWA  
EXPENDITURES FOR OBJECT CLASSES 418 AND 510

Page: 89 of 191  
Run Date: 09/24/2014  
Run Time: 04:00:04 AM

Month	Department	Department Name	Object Class	Object	Object Name	Posting Am
April	402	Human Services Community Serv	510	3930	Server Misc,Parts,Supplies,Consumable	605.91
				3940	Server HW Maintenance,Consumable	1,079.59
				3950	Server SW Maintenance,Consumable	35,423.66
				4030	Network Misc,Parts,Supplies,Consumable	281.72
				4040	Network HW Maintenance,Consumable	445.00
				4720	Printer SW Purchase or License	1,280.95
				4730	Printer Misc,Parts,Supplies,Consumable	5,519.87
May				3810	Desktop HW Purchase or Lease-Non Inventory	23,457.96
				3830	Desktop Misc,Parts,Supplies,Consumable	5,002.38
				3840	Desktop HW Maintenance,Consumable	3,780.00
				3950	Server SW Maintenance,Consumable	92.50
				4030	Network Misc,Parts,Supplies,Consumable	33.02
				4040	Network HW Maintenance,Consumable	445.00
				4050	Network SW Maintenance,Consumable	9,214.40
				4720	Printer SW Purchase or License	221.20
				4730	Printer Misc,Parts,Supplies,Consumable	3,645.72
June				3810	Desktop HW Purchase or Lease-Non Inventory	651.61
				3830	Desktop Misc,Parts,Supplies,Consumable	126,931.56
				3840	Desktop HW Maintenance,Consumable	105.00
				3910	Server HW Purchase or Lease-Non Inventory	77,059.74
				3911	Server HW Purchase or Lease-Inventory	82,332.15
				3920	Server SW Purchase or License	11,360.64
				3950	Server SW Maintenance,Consumable	12,143.45
				4030	Network Misc,Parts,Supplies,Consumable	258.76
				4040	Network HW Maintenance,Consumable	445.00

Report ID: TGB  
Source: I/3 Finance  
Budget FY: 2014

STATE OF IOWA  
EXPENDITURES FOR OBJECT CLASSES 418 AND 510

Page: 90 of 191  
Run Date: 09/24/2014  
Run Time: 04:00:04 AM

Month	Department	Department Name	Object Class	Object	Object Name	Posting Am
June	402	Human Services Community Serv	510	4710	Printer HW Purchase or Lease-Non Inventory	2,217.13
				4711	Printer HW Purchase or Lease-Inventory	44,052.00
				4720	Printer SW Purchase or License	(1,300.00)
				4730	Printer Misc,Parts,Supplies,Consumable	3,610.58
				4740	Printer HW Maintenance,Consumable	885.60
July (H/O)				3820	Desktop SW Purchase or License	2,159.38
				3830	Desktop Misc,Parts,Supplies,Consumable	4,376.38
				3850	Desktop SW Maintenance,Consumable	243.25
				3911	Server HW Purchase or Lease-Inventory	595,037.52
				3920	Server SW Purchase or License	2,522.37
				3930	Server Misc,Parts,Supplies,Consumable	284.02
				3940	Server HW Maintenance,Consumable	2,159.15
				3950	Server SW Maintenance,Consumable	173.14
				4010	Network HW Purchase or Lease-Non Inventory	27,975.00
				4030	Network Misc,Parts,Supplies,Consumable	1,250.00
				4040	Network HW Maintenance,Consumable	13,638.80
				4710	Printer HW Purchase or Lease-Non Inventory	1,808.62
				4730	Printer Misc,Parts,Supplies,Consumable	1,839.00
				4740	Printer HW Maintenance,Consumable	404.80
August (H/O)				3810	Desktop HW Purchase or Lease-Non Inventory	10,539.48
				3830	Desktop Misc,Parts,Supplies,Consumable	222.89
				3920	Server SW Purchase or License	17,963.96
				3930	Server Misc,Parts,Supplies,Consumable	1,320.43
				4030	Network Misc,Parts,Supplies,Consumable	718.16
				4730	Printer Misc,Parts,Supplies,Consumable	182.12

Report ID: TGB  
 Source: I/3 Finance  
 Budget FY: 2014

STATE OF IOWA  
 EXPENDITURES FOR OBJECT CLASSES 418 AND 510

Page: 91 of 191  
 Run Date: 09/24/2014  
 Run Time: 04:00:04 AM

Month	Department	Department Name	Object Class	Object	Object Name	Posting Am
	402	Human Services Community Serv	510			
<b>Sum:</b>						<b>3,077,162.52</b>

Month	Department	Department Name	Object Class	Object	Object Name	Posting Am
July	404	DHS Juv. Home Toledo	510	3820	Desktop SW Purchase or License	1,038.00
				3940	Server HW Maintenance,Consumable	1,034.87
				3950	Server SW Maintenance,Consumable	760.87
August				3930	Server Misc,Parts,Supplies,Consumable	3.23
				3940	Server HW Maintenance,Consumable	2,099.59
				3950	Server SW Maintenance,Consumable	5,801.00
				4030	Network Misc,Parts,Supplies,Consumable	2.94
				4040	Network HW Maintenance,Consumable	2,526.75
				4750	Printer SW Maintenance,Consumable	309.42
September				3920	Server SW Purchase or License	6,600.96
				3930	Server Misc,Parts,Supplies,Consumable	6.46
				3940	Server HW Maintenance,Consumable	1,151.02
				3950	Server SW Maintenance,Consumable	72.39
				4030	Network Misc,Parts,Supplies,Consumable	6.24
				4040	Network HW Maintenance,Consumable	900.58
				4710	Printer HW Purchase or Lease-Non Inventory	2,305.45
October				3920	Server SW Purchase or License	3,687.68
				3930	Server Misc,Parts,Supplies,Consumable	6.46
				3940	Server HW Maintenance,Consumable	29.59
				3950	Server SW Maintenance,Consumable	205.19
November				3950	Server SW Maintenance,Consumable	267.11
December				3930	Server Misc,Parts,Supplies,Consumable	6.18

Report ID: TGB  
 Source: I/3 Finance  
 Budget FY: 2014

STATE OF IOWA  
 EXPENDITURES FOR OBJECT CLASSES 418 AND 510

Page: 92 of 191  
 Run Date: 09/24/2014  
 Run Time: 04:00:04 AM

Month	Department	Department Name	Object Class	Object	Object Name	Posting Am
December	404	DHS Juv. Home Toledo	510	4030	Network Misc,Parts,Supplies,Consumable	1.47
March				3911	Server HW Purchase or Lease-Inventory	362.83
				3920	Server SW Purchase or License	80.59
				3950	Server SW Maintenance,Consumable	612.79
				4020	Network SW Purchase or License	321.68
April				3920	Server SW Purchase or License	5.95
				3930	Server Misc,Parts,Supplies,Consumable	16.61
				3940	Server HW Maintenance,Consumable	29.59
				3950	Server SW Maintenance,Consumable	114.34
				4030	Network Misc,Parts,Supplies,Consumable	4.59
July (H/O)				3911	Server HW Purchase or Lease-Inventory	9,974.23
				3920	Server SW Purchase or License	54.69
				3930	Server Misc,Parts,Supplies,Consumable	7.78
				3940	Server HW Maintenance,Consumable	59.18
				3950	Server SW Maintenance,Consumable	4.75
August (H/O)				3930	Server Misc,Parts,Supplies,Consumable	36.19
				4030	Network Misc,Parts,Supplies,Consumable	6.73
	<b>404</b>	<b>DHS Juv. Home Toledo</b>	<b>510</b>		<b>Sum:</b>	<b>40,515.97</b>

Month	Department	Department Name	Object Class	Object	Object Name	Posting Am
July	405	DHS Trng School Eldora	510	3820	Desktop SW Purchase or License	1,722.00
				3910	Server HW Purchase or Lease-Non Inventory	3,378.86
				3940	Server HW Maintenance,Consumable	1,716.81
				3950	Server SW Maintenance,Consumable	1,262.24
August				3820	Desktop SW Purchase or License	3,900.50

Report ID: TGB  
Source: I/3 Finance  
Budget FY: 2014

STATE OF IOWA  
EXPENDITURES FOR OBJECT CLASSES 418 AND 510

Page: 93 of 191  
Run Date: 09/24/2014  
Run Time: 04:00:04 AM

Month	Department	Department Name	Object Class	Object	Object Name	Posting Am
August	405	DHS Trng School Eldora	510	3930	Server Misc,Parts,Supplies,Consumable	5.37
				3940	Server HW Maintenance,Consumable	3,487.87
				3950	Server SW Maintenance,Consumable	9,322.29
				4030	Network Misc,Parts,Supplies,Consumable	4.88
				4040	Network HW Maintenance,Consumable	1,178.10
				4750	Printer SW Maintenance,Consumable	513.31
September				3810	Desktop HW Purchase or Lease-Non Inventory	805.98
				3820	Desktop SW Purchase or License	1,698.00
				3830	Desktop Misc,Parts,Supplies,Consumable	957.80
				3930	Server Misc,Parts,Supplies,Consumable	10.74
				3940	Server HW Maintenance,Consumable	1,909.50
				3950	Server SW Maintenance,Consumable	426.20
				4030	Network Misc,Parts,Supplies,Consumable	10.32
				4040	Network HW Maintenance,Consumable	1,494.03
October				3820	Desktop SW Purchase or License	18,792.97
				3920	Server SW Purchase or License	145.45
				3930	Server Misc,Parts,Supplies,Consumable	10.74
				3940	Server HW Maintenance,Consumable	49.08
				3950	Server SW Maintenance,Consumable	340.39
November				3950	Server SW Maintenance,Consumable	443.13
December				3930	Server Misc,Parts,Supplies,Consumable	10.25
				4030	Network Misc,Parts,Supplies,Consumable	2.44
January				3820	Desktop SW Purchase or License	167.50
February				3820	Desktop SW Purchase or License	1,810.00
March				3810	Desktop HW Purchase or Lease-Non Inventory	4,067.45



Report ID: TGB  
 Source: I/3 Finance  
 Budget FY: 2014

STATE OF IOWA  
 EXPENDITURES FOR OBJECT CLASSES 418 AND 510

Page: 94 of 191  
 Run Date: 09/24/2014  
 Run Time: 04:00:04 AM

Month	Department	Department Name	Object Class	Object	Object Name	Posting Am
March	405	DHS Trng School Eldora	510	3820	Desktop SW Purchase or License	2,485.16
				3911	Server HW Purchase or Lease-Inventory	601.92
				3920	Server SW Purchase or License	133.69
				3950	Server SW Maintenance,Consumable	1,016.60
				4020	Network SW Purchase or License	533.65
April				3810	Desktop HW Purchase or Lease-Non Inventory	1,110.00
				3820	Desktop SW Purchase or License	1,831.00
				3920	Server SW Purchase or License	9.88
				3930	Server Misc,Parts,Supplies,Consumable	27.55
				3940	Server HW Maintenance,Consumable	49.08
				3950	Server SW Maintenance,Consumable	189.66
				4030	Network Misc,Parts,Supplies,Consumable	7.59
May				3810	Desktop HW Purchase or Lease-Non Inventory	4,478.80
				3820	Desktop SW Purchase or License	190.84
June				3810	Desktop HW Purchase or Lease-Non Inventory	1,390.00
				3820	Desktop SW Purchase or License	1,314.00
July (H/O)				3911	Server HW Purchase or Lease-Inventory	16,546.84
				3920	Server SW Purchase or License	90.73
				3930	Server Misc,Parts,Supplies,Consumable	12.91
				3940	Server HW Maintenance,Consumable	98.16
				3950	Server SW Maintenance,Consumable	7.87
August (H/O)				3930	Server Misc,Parts,Supplies,Consumable	60.04
				4030	Network Misc,Parts,Supplies,Consumable	11.17
	<b>405</b>	<b>DHS Trng School Eldora</b>	<b>510</b>		<b>Sum:</b>	<b>91,841.34</b>

Report ID: TGB  
Source: I/3 Finance  
Budget FY: 2014

STATE OF IOWA  
EXPENDITURES FOR OBJECT CLASSES 418 AND 510

Page: 95 of 191  
Run Date: 09/24/2014  
Run Time: 04:00:04 AM

Month	Department	Department Name	Object Class	Object	Object Name	Posting Am
July	406	Civil Commitment Unit for Sexual Offenders	510	3820	Desktop SW Purchase or License	126.00
				3940	Server HW Maintenance,Consumable	125.61
				3950	Server SW Maintenance,Consumable	92.36
August				3930	Server Misc,Parts,Supplies,Consumable	0.39
				3940	Server HW Maintenance,Consumable	254.76
				3950	Server SW Maintenance,Consumable	1,081.17
				4030	Network Misc,Parts,Supplies,Consumable	0.36
				4750	Printer SW Maintenance,Consumable	37.56
September				3930	Server Misc,Parts,Supplies,Consumable	0.78
				3940	Server HW Maintenance,Consumable	139.72
				3950	Server SW Maintenance,Consumable	(368.31)
				4030	Network Misc,Parts,Supplies,Consumable	0.76
				4040	Network HW Maintenance,Consumable	109.32
October				3920	Server SW Purchase or License	10.64
				3930	Server Misc,Parts,Supplies,Consumable	0.78
				3940	Server HW Maintenance,Consumable	3.59
				3950	Server SW Maintenance,Consumable	24.91
November				3950	Server SW Maintenance,Consumable	32.42
December				3930	Server Misc,Parts,Supplies,Consumable	0.75
				4030	Network Misc,Parts,Supplies,Consumable	0.18
March				3911	Server HW Purchase or Lease-Inventory	44.04
				3920	Server SW Purchase or License	9.78
				3950	Server SW Maintenance,Consumable	74.39
				4020	Network SW Purchase or License	39.05
April				3920	Server SW Purchase or License	0.72

Report ID: TGB  
 Source: I/3 Finance  
 Budget FY: 2014

STATE OF IOWA  
 EXPENDITURES FOR OBJECT CLASSES 418 AND 510

Page: 96 of 191  
 Run Date: 09/24/2014  
 Run Time: 04:00:04 AM

Month	Department	Department Name	Object Class	Object	Object Name	Posting Am
April	406	Civil Commitment Unit for Sexual Offenders	510	3930	Server Misc,Parts,Supplies,Consumable	2.01
				3940	Server HW Maintenance,Consumable	3.59
				3950	Server SW Maintenance,Consumable	13.88
				4030	Network Misc,Parts,Supplies,Consumable	0.57
July (H/O)				3911	Server HW Purchase or Lease-Inventory	1,210.74
				3920	Server SW Purchase or License	6.64
				3930	Server Misc,Parts,Supplies,Consumable	0.94
				3940	Server HW Maintenance,Consumable	7.18
				3950	Server SW Maintenance,Consumable	0.58
August (H/O)				3930	Server Misc,Parts,Supplies,Consumable	4.40
				4030	Network Misc,Parts,Supplies,Consumable	0.81
	<b>406</b>	<b>Civil Commitment Unit for Sexual Offende</b>	<b>510</b>		<b>Sum:</b>	<b>3,093.07</b>

Month	Department	Department Name	Object Class	Object	Object Name	Posting Am
July	407	Human Services Cherokee	510	3820	Desktop SW Purchase or License	1,404.00
				3830	Desktop Misc,Parts,Supplies,Consumable	96.00
				3940	Server HW Maintenance,Consumable	1,399.77
				3950	Server SW Maintenance,Consumable	1,029.15
August				3930	Server Misc,Parts,Supplies,Consumable	4.38
				3940	Server HW Maintenance,Consumable	2,842.03
				3950	Server SW Maintenance,Consumable	7,424.16
				4030	Network Misc,Parts,Supplies,Consumable	3.98
				4040	Network HW Maintenance,Consumable	331.50
				4750	Printer SW Maintenance,Consumable	418.52
September				3930	Server Misc,Parts,Supplies,Consumable	8.76

Report ID: TGB  
 Source: I/3 Finance  
 Budget FY: 2014

STATE OF IOWA  
 EXPENDITURES FOR OBJECT CLASSES 418 AND 510

Page: 97 of 191  
 Run Date: 09/24/2014  
 Run Time: 04:00:04 AM

Month	Department	Department Name	Object Class	Object	Object Name	Posting Am
September	407	Human Services Cherokee	510	3940	Server HW Maintenance,Consumable	1,556.87
				3950	Server SW Maintenance,Consumable	2,403.20
				4030	Network Misc,Parts,Supplies,Consumable	8.44
				4040	Network HW Maintenance,Consumable	1,218.13
October				3850	Desktop SW Maintenance,Consumable	862.50
				3920	Server SW Purchase or License	118.59
				3930	Server Misc,Parts,Supplies,Consumable	8.76
				3940	Server HW Maintenance,Consumable	40.03
				3950	Server SW Maintenance,Consumable	277.53
November				3810	Desktop HW Purchase or Lease-Non Inventory	3,349.50
				3820	Desktop SW Purchase or License	300.00
				3950	Server SW Maintenance,Consumable	361.29
December				3820	Desktop SW Purchase or License	1,440.00
				3930	Server Misc,Parts,Supplies,Consumable	8.35
				4030	Network Misc,Parts,Supplies,Consumable	1.99
January				3820	Desktop SW Purchase or License	2,845.00
March				3911	Server HW Purchase or Lease-Inventory	490.76
				3920	Server SW Purchase or License	109.01
				3950	Server SW Maintenance,Consumable	828.87
				4020	Network SW Purchase or License	435.10
April				3920	Server SW Purchase or License	8.05
				3930	Server Misc,Parts,Supplies,Consumable	22.47
				3940	Server HW Maintenance,Consumable	40.03
				3950	Server SW Maintenance,Consumable	154.64
				4030	Network Misc,Parts,Supplies,Consumable	6.21

Report ID: TGB  
 Source: I/3 Finance  
 Budget FY: 2014

STATE OF IOWA  
 EXPENDITURES FOR OBJECT CLASSES 418 AND 510

Page: 98 of 191  
 Run Date: 09/24/2014  
 Run Time: 04:00:04 AM

Month	Department	Department Name	Object Class	Object	Object Name	Posting Am
May	407	Human Services Cherokee	510	3950	Server SW Maintenance,Consumable	1,700.00
July (H/O)				3911	Server HW Purchase or Lease-Inventory	13,491.15
				3920	Server SW Purchase or License	73.98
				3930	Server Misc,Parts,Supplies,Consumable	10.53
				3940	Server HW Maintenance,Consumable	80.06
				3950	Server SW Maintenance,Consumable	6.42
				4710	Printer HW Purchase or Lease-Non Inventory	2,679.52
August (H/O)				3930	Server Misc,Parts,Supplies,Consumable	48.96
				4030	Network Misc,Parts,Supplies,Consumable	9.11
	<b>407</b>	<b>Human Services Cherokee</b>	<b>510</b>		<b>Sum:</b>	<b>49,957.30</b>

Month	Department	Department Name	Object Class	Object	Object Name	Posting Am
July	408	Human Services Clarinda	510	3820	Desktop SW Purchase or License	642.00
				3940	Server HW Maintenance,Consumable	640.07
				3950	Server SW Maintenance,Consumable	470.60
				4020	Network SW Purchase or License	265.50
August				3920	Server SW Purchase or License	2,204.02
				3930	Server Misc,Parts,Supplies,Consumable	2.00
				3940	Server HW Maintenance,Consumable	1,297.16
				3950	Server SW Maintenance,Consumable	3,719.14
				4020	Network SW Purchase or License	265.50
				4030	Network Misc,Parts,Supplies,Consumable	1.82
				4750	Printer SW Maintenance,Consumable	191.37
September				3830	Desktop Misc,Parts,Supplies,Consumable	1,132.67
				3930	Server Misc,Parts,Supplies,Consumable	4.00

Report ID: TGB  
Source: I/3 Finance  
Budget FY: 2014

STATE OF IOWA  
EXPENDITURES FOR OBJECT CLASSES 418 AND 510

Page: 99 of 191  
Run Date: 09/24/2014  
Run Time: 04:00:04 AM

Month	Department	Department Name	Object Class	Object	Object Name	Posting Am
September	408	Human Services Clarinda	510	3940	Server HW Maintenance,Consumable	711.90
				3950	Server SW Maintenance,Consumable	(87.92)
				4020	Network SW Purchase or License	265.50
				4030	Network Misc,Parts,Supplies,Consumable	3.84
				4040	Network HW Maintenance,Consumable	557.01
October				3850	Desktop SW Maintenance,Consumable	862.50
				3920	Server SW Purchase or License	54.23
				3930	Server Misc,Parts,Supplies,Consumable	4.00
				3940	Server HW Maintenance,Consumable	18.30
				3950	Server SW Maintenance,Consumable	126.91
				4020	Network SW Purchase or License	265.50
November				3950	Server SW Maintenance,Consumable	165.21
				4020	Network SW Purchase or License	329.40
December				3810	Desktop HW Purchase or Lease-Non Inventory	24.37
				3830	Desktop Misc,Parts,Supplies,Consumable	99.40
				3911	Server HW Purchase or Lease-Inventory	1,417.17
				3930	Server Misc,Parts,Supplies,Consumable	3.82
				4020	Network SW Purchase or License	329.40
				4030	Network Misc,Parts,Supplies,Consumable	0.91
January				4020	Network SW Purchase or License	329.40
February				4020	Network SW Purchase or License	329.40
March				3911	Server HW Purchase or Lease-Inventory	224.41
				3920	Server SW Purchase or License	49.84
				3950	Server SW Maintenance,Consumable	379.01
				4020	Network SW Purchase or License	528.36

Report ID: TGB  
 Source: I/3 Finance  
 Budget FY: 2014

STATE OF IOWA  
 EXPENDITURES FOR OBJECT CLASSES 418 AND 510

Page: 100 of 191  
 Run Date: 09/24/2014  
 Run Time: 04:00:04 AM

Month	Department	Department Name	Object Class	Object	Object Name	Posting Am
April	408	Human Services Clarinda	510	3830	Desktop Misc,Parts,Supplies,Consumable	230.17
				3920	Server SW Purchase or License	846.44
				3930	Server Misc,Parts,Supplies,Consumable	10.27
				3940	Server HW Maintenance,Consumable	18.30
				3950	Server SW Maintenance,Consumable	70.72
				4020	Network SW Purchase or License	439.40
				4030	Network Misc,Parts,Supplies,Consumable	2.85
May				3810	Desktop HW Purchase or Lease-Non Inventory	1,440.00
June				3810	Desktop HW Purchase or Lease-Non Inventory	8,958.08
				3910	Server HW Purchase or Lease-Non Inventory	3,154.43
				3920	Server SW Purchase or License	1,140.12
				4030	Network Misc,Parts,Supplies,Consumable	1,328.60
				4710	Printer HW Purchase or Lease-Non Inventory	1,495.00
July (H/O)				3810	Desktop HW Purchase or Lease-Non Inventory	2,109.99
				3911	Server HW Purchase or Lease-Inventory	6,169.03
				3920	Server SW Purchase or License	33.83
				3930	Server Misc,Parts,Supplies,Consumable	4.81
				3940	Server HW Maintenance,Consumable	36.60
				3950	Server SW Maintenance,Consumable	2.93
August (H/O)				3930	Server Misc,Parts,Supplies,Consumable	22.38
				4030	Network Misc,Parts,Supplies,Consumable	4.16
	<b>408</b>	<b>Human Services Clarinda</b>	<b>510</b>		<b>Sum:</b>	<b>45,345.83</b>

Month	Department	Department Name	Object Class	Object	Object Name	Posting Am
July	409	Human Services Independence	510	3820	Desktop SW Purchase or License	1,176.00

Report ID: TGB  
 Source: I/3 Finance  
 Budget FY: 2014

STATE OF IOWA  
 EXPENDITURES FOR OBJECT CLASSES 418 AND 510

Page: 101 of 191  
 Run Date: 09/24/2014  
 Run Time: 04:00:04 AM

Month	Department	Department Name	Object Class	Object	Object Name	Posting Am
July	409	Human Services Independence	510	3940	Server HW Maintenance,Consumable	1,172.45
				3950	Server SW Maintenance,Consumable	862.02
August				3820	Desktop SW Purchase or License	756.00
				3830	Desktop Misc,Parts,Supplies,Consumable	224.99
				3850	Desktop SW Maintenance,Consumable	3,450.00
				3911	Server HW Purchase or Lease-Inventory	13,756.60
				3930	Server Misc,Parts,Supplies,Consumable	3.67
				3940	Server HW Maintenance,Consumable	2,387.01
				3950	Server SW Maintenance,Consumable	6,355.36
				4030	Network Misc,Parts,Supplies,Consumable	3.33
				4040	Network HW Maintenance,Consumable	4,468.28
				4750	Printer SW Maintenance,Consumable	350.55
September				3850	Desktop SW Maintenance,Consumable	1,608.63
				3930	Server Misc,Parts,Supplies,Consumable	7.34
				3940	Server HW Maintenance,Consumable	1,304.05
				3950	Server SW Maintenance,Consumable	307.30
				4030	Network Misc,Parts,Supplies,Consumable	7.04
				4040	Network HW Maintenance,Consumable	1,020.31
October				3810	Desktop HW Purchase or Lease-Non Inventory	4,200.00
				3850	Desktop SW Maintenance,Consumable	(2,587.50)
				3920	Server SW Purchase or License	99.33
				3930	Server Misc,Parts,Supplies,Consumable	7.34
				3940	Server HW Maintenance,Consumable	33.52
				3950	Server SW Maintenance,Consumable	232.46
November				3950	Server SW Maintenance,Consumable	302.62



Report ID: TGB  
 Source: I/3 Finance  
 Budget FY: 2014

STATE OF IOWA  
 EXPENDITURES FOR OBJECT CLASSES 418 AND 510

Page: 102 of 191  
 Run Date: 09/24/2014  
 Run Time: 04:00:04 AM

Month	Department	Department Name	Object Class	Object	Object Name	Posting Am
November	409	Human Services Independence	510	4030	Network Misc,Parts,Supplies,Consumable	26.17
December				3810	Desktop HW Purchase or Lease-Non Inventory	142.10
				3850	Desktop SW Maintenance,Consumable	1,608.63
				3920	Server SW Purchase or License	1,992.81
				3930	Server Misc,Parts,Supplies,Consumable	7.00
				3940	Server HW Maintenance,Consumable	299.29
				4030	Network Misc,Parts,Supplies,Consumable	1.67
January				3810	Desktop HW Purchase or Lease-Non Inventory	1,474.80
				3920	Server SW Purchase or License	9,600.00
				4020	Network SW Purchase or License	1,000.00
February				3920	Server SW Purchase or License	107.10
				4020	Network SW Purchase or License	2,099.00
March				3810	Desktop HW Purchase or Lease-Non Inventory	1,495.92
				3850	Desktop SW Maintenance,Consumable	1,608.63
				3911	Server HW Purchase or Lease-Inventory	411.07
				3920	Server SW Purchase or License	91.30
				3950	Server SW Maintenance,Consumable	694.26
				4020	Network SW Purchase or License	364.44
				4030	Network Misc,Parts,Supplies,Consumable	501.89
				4710	Printer HW Purchase or Lease-Non Inventory	28,288.00
				4711	Printer HW Purchase or Lease-Inventory	17,689.00
April				3810	Desktop HW Purchase or Lease-Non Inventory	1,117.22
				3920	Server SW Purchase or License	643.41
				3930	Server Misc,Parts,Supplies,Consumable	18.81
				3940	Server HW Maintenance,Consumable	33.52

Report ID: TGB  
 Source: I/3 Finance  
 Budget FY: 2014

STATE OF IOWA  
 EXPENDITURES FOR OBJECT CLASSES 418 AND 510

Page: 103 of 191  
 Run Date: 09/24/2014  
 Run Time: 04:00:04 AM

Month	Department	Department Name	Object Class	Object	Object Name	Posting Am
April	409	Human Services Independence	510	3950	Server SW Maintenance,Consumable	129.52
				4030	Network Misc,Parts,Supplies,Consumable	15,577.98
May				3820	Desktop SW Purchase or License	3,580.00
				3950	Server SW Maintenance,Consumable	857.50
June				3850	Desktop SW Maintenance,Consumable	1,608.63
				4030	Network Misc,Parts,Supplies,Consumable	777.80
July (H/O)				3820	Desktop SW Purchase or License	60.00
				3911	Server HW Purchase or Lease-Inventory	11,300.28
				3920	Server SW Purchase or License	61.96
				3930	Server Misc,Parts,Supplies,Consumable	8.82
				3940	Server HW Maintenance,Consumable	67.04
				3950	Server SW Maintenance,Consumable	5.38
				4711	Printer HW Purchase or Lease-Inventory	14,112.00
August (H/O)				3910	Server HW Purchase or Lease-Non Inventory	7,979.40
				3911	Server HW Purchase or Lease-Inventory	(7,979.40)
				3930	Server Misc,Parts,Supplies,Consumable	41.00
				4030	Network Misc,Parts,Supplies,Consumable	7.63
	<b>409</b>	<b>Human Services Independence</b>	<b>510</b>		<b>Sum:</b>	<b>161,020.28</b>

Month	Department	Department Name	Object Class	Object	Object Name	Posting Am
July	410	Human Services Mt Pleasant	510	3820	Desktop SW Purchase or License	492.00
				3940	Server HW Maintenance,Consumable	490.52
				3950	Server SW Maintenance,Consumable	360.63
				4050	Network SW Maintenance,Consumable	600.00
August				3930	Server Misc,Parts,Supplies,Consumable	1.53

Report ID: TGB  
Source: I/3 Finance  
Budget FY: 2014

STATE OF IOWA  
EXPENDITURES FOR OBJECT CLASSES 418 AND 510

Page: 104 of 191  
Run Date: 09/24/2014  
Run Time: 04:00:04 AM

Month	Department	Department Name	Object Class	Object	Object Name	Posting Am
August	410	Human Services Mt Pleasant	510	3940	Server HW Maintenance,Consumable	998.74
				3950	Server SW Maintenance,Consumable	2,879.20
				4030	Network Misc,Parts,Supplies,Consumable	1.39
				4050	Network SW Maintenance,Consumable	720.00
				4750	Printer SW Maintenance,Consumable	146.66
September				3930	Server Misc,Parts,Supplies,Consumable	3.06
				3940	Server HW Maintenance,Consumable	545.57
				3950	Server SW Maintenance,Consumable	(91.67)
				4030	Network Misc,Parts,Supplies,Consumable	2.96
				4040	Network HW Maintenance,Consumable	426.86
				4730	Printer Misc,Parts,Supplies,Consumable	273.45
October				3850	Desktop SW Maintenance,Consumable	862.50
				3920	Server SW Purchase or License	41.56
				3930	Server Misc,Parts,Supplies,Consumable	3.06
				3940	Server HW Maintenance,Consumable	14.03
				3950	Server SW Maintenance,Consumable	97.26
				4730	Printer Misc,Parts,Supplies,Consumable	480.01
November				3950	Server SW Maintenance,Consumable	126.61
December				3930	Server Misc,Parts,Supplies,Consumable	2.93
				4030	Network Misc,Parts,Supplies,Consumable	0.70
				4730	Printer Misc,Parts,Supplies,Consumable	1,259.18
January				3830	Desktop Misc,Parts,Supplies,Consumable	43.94
February				3830	Desktop Misc,Parts,Supplies,Consumable	(2.87)
				4730	Printer Misc,Parts,Supplies,Consumable	145.44
March				3810	Desktop HW Purchase or Lease-Non Inventory	19.00

Report ID: TGB  
 Source: I/3 Finance  
 Budget FY: 2014

STATE OF IOWA  
 EXPENDITURES FOR OBJECT CLASSES 418 AND 510

Page: 105 of 191  
 Run Date: 09/24/2014  
 Run Time: 04:00:04 AM

Month	Department	Department Name	Object Class	Object	Object Name	Posting Am
March	410	Human Services Mt Pleasant	510	3820	Desktop SW Purchase or License	590.00
				3911	Server HW Purchase or Lease-Inventory	171.98
				3920	Server SW Purchase or License	38.20
				3950	Server SW Maintenance,Consumable	290.46
				4020	Network SW Purchase or License	152.47
				4730	Printer Misc,Parts,Supplies,Consumable	906.43
April				3810	Desktop HW Purchase or Lease-Non Inventory	2,896.88
				3910	Server HW Purchase or Lease-Non Inventory	5,834.00
				3920	Server SW Purchase or License	2.82
				3930	Server Misc,Parts,Supplies,Consumable	7.87
				3940	Server HW Maintenance,Consumable	14.03
				3950	Server SW Maintenance,Consumable	54.18
				4030	Network Misc,Parts,Supplies,Consumable	2.16
				4730	Printer Misc,Parts,Supplies,Consumable	645.40
May				3910	Server HW Purchase or Lease-Non Inventory	9,531.82
				4711	Printer HW Purchase or Lease-Inventory	20,628.00
July (H/O)				3810	Desktop HW Purchase or Lease-Non Inventory	11,277.60
				3911	Server HW Purchase or Lease-Inventory	4,727.67
				3920	Server SW Purchase or License	25.92
				3930	Server Misc,Parts,Supplies,Consumable	3.69
				3940	Server HW Maintenance,Consumable	28.06
				3950	Server SW Maintenance,Consumable	2.25
				4710	Printer HW Purchase or Lease-Non Inventory	627.00
				4730	Printer Misc,Parts,Supplies,Consumable	534.74
August (H/O)				3930	Server Misc,Parts,Supplies,Consumable	17.16

Report ID: TGB  
 Source: I/3 Finance  
 Budget FY: 2014

STATE OF IOWA  
 EXPENDITURES FOR OBJECT CLASSES 418 AND 510

Page: 106 of 191  
 Run Date: 09/24/2014  
 Run Time: 04:00:04 AM

Month	Department	Department Name	Object Class	Object	Object Name	Posting Am
August (H/O)	410	Human Services Mt Pleasant	510	4030	Network Misc,Parts,Supplies,Consumable	3.19
	<b>410</b>	<b>Human Services Mt Pleasant</b>	<b>510</b>			<b>Sum: 69,958.23</b>

Month	Department	Department Name	Object Class	Object	Object Name	Posting Am
July	411	Human Services Glenwood	418	4181	IT Professional Services	90.00
September				4181	IT Professional Services	90.00
October				4181	IT Professional Services	90.00
November				4181	IT Professional Services	90.00
December				4181	IT Professional Services	90.00
January				4181	IT Professional Services	90.00
February				4181	IT Professional Services	90.00
March				4181	IT Professional Services	90.00
April				4181	IT Professional Services	107,307.83
May				4181	IT Professional Services	90.00
June				4181	IT Professional Services	55,298.27
July (H/O)				4181	IT Professional Services	90.00
August (H/O)				4181	IT Professional Services	169,839.46
	<b>411</b>	<b>Human Services Glenwood</b>	<b>418</b>			<b>Sum: 333,345.56</b>

Month	Department	Department Name	Object Class	Object	Object Name	Posting Am
July	411	Human Services Glenwood	510	3810	Desktop HW Purchase or Lease-Non Inventory	22.98
				3820	Desktop SW Purchase or License	3,060.00
				3940	Server HW Maintenance,Consumable	3,050.78
				3950	Server SW Maintenance,Consumable	2,243.01
August				3810	Desktop HW Purchase or Lease-Non Inventory	322.00

Report ID: TGB  
Source: I/3 Finance  
Budget FY: 2014

STATE OF IOWA  
EXPENDITURES FOR OBJECT CLASSES 418 AND 510

Page: 107 of 191  
Run Date: 09/24/2014  
Run Time: 04:00:04 AM

Month	Department	Department Name	Object Class	Object	Object Name	Posting Am
August	411	Human Services Glenwood	510	3920	Server SW Purchase or License	7,696.00
				3930	Server Misc,Parts,Supplies,Consumable	280.53
				3940	Server HW Maintenance,Consumable	6,195.13
				3950	Server SW Maintenance,Consumable	16,234.60
				4030	Network Misc,Parts,Supplies,Consumable	8.67
				4040	Network HW Maintenance,Consumable	16,952.40
				4710	Printer HW Purchase or Lease-Non Inventory	3,750.00
				4750	Printer SW Maintenance,Consumable	912.16
September				3830	Desktop Misc,Parts,Supplies,Consumable	65.15
				3910	Server HW Purchase or Lease-Non Inventory	2,564.94
				3911	Server HW Purchase or Lease-Inventory	5,944.24
				3920	Server SW Purchase or License	21,168.00
				3930	Server Misc,Parts,Supplies,Consumable	19.08
				3940	Server HW Maintenance,Consumable	3,393.18
				3950	Server SW Maintenance,Consumable	1,085.64
				4030	Network Misc,Parts,Supplies,Consumable	18.36
				4040	Network HW Maintenance,Consumable	2,654.89
October				3830	Desktop Misc,Parts,Supplies,Consumable	276.32
				3920	Server SW Purchase or License	258.47
				3930	Server Misc,Parts,Supplies,Consumable	952.85
				3940	Server HW Maintenance,Consumable	87.22
				3950	Server SW Maintenance,Consumable	604.88
				4710	Printer HW Purchase or Lease-Non Inventory	3,400.00
November				3820	Desktop SW Purchase or License	1,140.00
				3910	Server HW Purchase or Lease-Non Inventory	6,159.86

Report ID: TGB  
 Source: I/3 Finance  
 Budget FY: 2014

STATE OF IOWA  
 EXPENDITURES FOR OBJECT CLASSES 418 AND 510

Page: 108 of 191  
 Run Date: 09/24/2014  
 Run Time: 04:00:04 AM

Month	Department	Department Name	Object Class	Object	Object Name	Posting Am
November	411	Human Services Glenwood	510	3950	Server SW Maintenance,Consumable	787.43
December				3810	Desktop HW Purchase or Lease-Non Inventory	6,036.96
				3820	Desktop SW Purchase or License	6,320.16
				3830	Desktop Misc,Parts,Supplies,Consumable	820.00
				3910	Server HW Purchase or Lease-Non Inventory	80.00
				3930	Server Misc,Parts,Supplies,Consumable	18.21
				4030	Network Misc,Parts,Supplies,Consumable	4.33
January				3820	Desktop SW Purchase or License	20,621.78
				3930	Server Misc,Parts,Supplies,Consumable	956.55
				4710	Printer HW Purchase or Lease-Non Inventory	13,640.00
February				3810	Desktop HW Purchase or Lease-Non Inventory	756.00
				3830	Desktop Misc,Parts,Supplies,Consumable	59.04
				4020	Network SW Purchase or License	33,904.10
				4030	Network Misc,Parts,Supplies,Consumable	74.48
March				3830	Desktop Misc,Parts,Supplies,Consumable	310.53
				3911	Server HW Purchase or Lease-Inventory	1,069.61
				3920	Server SW Purchase or License	237.58
				3950	Server SW Maintenance,Consumable	1,806.50
				4020	Network SW Purchase or License	948.29
April				3830	Desktop Misc,Parts,Supplies,Consumable	326.20
				3920	Server SW Purchase or License	17.55
				3930	Server Misc,Parts,Supplies,Consumable	48.96
				3940	Server HW Maintenance,Consumable	87.22
				3950	Server SW Maintenance,Consumable	1,922.04
				4030	Network Misc,Parts,Supplies,Consumable	13.50

Report ID: TGB  
 Source: I/3 Finance  
 Budget FY: 2014

STATE OF IOWA  
 EXPENDITURES FOR OBJECT CLASSES 418 AND 510

Page: 109 of 191  
 Run Date: 09/24/2014  
 Run Time: 04:00:04 AM

Month	Department	Department Name	Object Class	Object	Object Name	Posting Am
May	411	Human Services Glenwood	510	3820	Desktop SW Purchase or License	3,236.82
				3830	Desktop Misc,Parts,Supplies,Consumable	531.32
				4710	Printer HW Purchase or Lease-Non Inventory	243.74
June				3810	Desktop HW Purchase or Lease-Non Inventory	1,890.00
				3830	Desktop Misc,Parts,Supplies,Consumable	1,275.00
				3940	Server HW Maintenance,Consumable	22,463.26
				4710	Printer HW Purchase or Lease-Non Inventory	42.70
July (H/O)				3811	Desktop HW Purchase or Lease-Inventory	28,696.50
				3911	Server HW Purchase or Lease-Inventory	29,403.80
				3920	Server SW Purchase or License	688.13
				3930	Server Misc,Parts,Supplies,Consumable	22.95
				3940	Server HW Maintenance,Consumable	174.44
				3950	Server SW Maintenance,Consumable	13.99
August (H/O)				3920	Server SW Purchase or License	657.00
				3930	Server Misc,Parts,Supplies,Consumable	106.69
				3940	Server HW Maintenance,Consumable	2,426.74
				4030	Network Misc,Parts,Supplies,Consumable	19.86
	<b>411</b>	<b>Human Services Glenwood</b>	<b>510</b>		<b>Sum:</b>	<b>293,281.30</b>

Month	Department	Department Name	Object Class	Object	Object Name	Posting Am
December	412	Human Services Woodward	418	4181	IT Professional Services	315.00
January				4181	IT Professional Services	180.00
April				4181	IT Professional Services	77,640.51
June				4181	IT Professional Services	39,978.40
August (H/O)				4181	IT Professional Services	122,987.21



Report ID: TGB  
 Source: I/3 Finance  
 Budget FY: 2014

STATE OF IOWA  
 EXPENDITURES FOR OBJECT CLASSES 418 AND 510

Page: 110 of 191  
 Run Date: 09/24/2014  
 Run Time: 04:00:04 AM

Month	Department	Department Name	Object Class	Object	Object Name	Posting Am
	412	Human Services Woodward	418			<b>Sum: 241,101.12</b>

Month	Department	Department Name	Object Class	Object	Object Name	Posting Am
July	412	Human Services Woodward	510	3820	Desktop SW Purchase or License	2,304.00
				3850	Desktop SW Maintenance,Consumable	6,372.00
				3940	Server HW Maintenance,Consumable	2,297.05
				3950	Server SW Maintenance,Consumable	2,820.11
				4740	Printer HW Maintenance,Consumable	188.04
August				3930	Server Misc,Parts,Supplies,Consumable	7.18
				3940	Server HW Maintenance,Consumable	4,665.04
				3950	Server SW Maintenance,Consumable	13,093.80
				4030	Network Misc,Parts,Supplies,Consumable	6.53
				4050	Network SW Maintenance,Consumable	7,760.93
				4750	Printer SW Maintenance,Consumable	686.80
September				3820	Desktop SW Purchase or License	6,374.34
				3840	Desktop HW Maintenance,Consumable	188.04
				3930	Server Misc,Parts,Supplies,Consumable	1,061.55
				3940	Server HW Maintenance,Consumable	2,554.87
				3950	Server SW Maintenance,Consumable	481.64
				4030	Network Misc,Parts,Supplies,Consumable	13.84
				4040	Network HW Maintenance,Consumable	1,998.98
				4050	Network SW Maintenance,Consumable	7,760.93
October				3820	Desktop SW Purchase or License	4,199.00
				3840	Desktop HW Maintenance,Consumable	301.11
				3920	Server SW Purchase or License	194.61

Report ID: TGB  
 Source: I/3 Finance  
 Budget FY: 2014

STATE OF IOWA  
 EXPENDITURES FOR OBJECT CLASSES 418 AND 510

Page: 111 of 191  
 Run Date: 09/24/2014  
 Run Time: 04:00:04 AM

Month	Department	Department Name	Object Class	Object	Object Name	Posting Am
October	412	Human Services Woodward	510	3930	Server Misc,Parts,Supplies,Consumable	690.54
				3940	Server HW Maintenance,Consumable	65.68
				3950	Server SW Maintenance,Consumable	1,388.72
November				3810	Desktop HW Purchase or Lease-Non Inventory	38,205.60
				3830	Desktop Misc,Parts,Supplies,Consumable	704.14
				3840	Desktop HW Maintenance,Consumable	602.22
				3850	Desktop SW Maintenance,Consumable	766.70
				3920	Server SW Purchase or License	6,641.70
				3950	Server SW Maintenance,Consumable	807.65
December				3830	Desktop Misc,Parts,Supplies,Consumable	455.40
				3840	Desktop HW Maintenance,Consumable	301.11
				3850	Desktop SW Maintenance,Consumable	1,275.00
				3930	Server Misc,Parts,Supplies,Consumable	13.71
				3950	Server SW Maintenance,Consumable	20,939.48
				4030	Network Misc,Parts,Supplies,Consumable	3.26
January				3810	Desktop HW Purchase or Lease-Non Inventory	91,076.90
				3950	Server SW Maintenance,Consumable	935.47
				4020	Network SW Purchase or License	90,740.48
				4050	Network SW Maintenance,Consumable	7,760.93
February				3950	Server SW Maintenance,Consumable	271.41
				4020	Network SW Purchase or License	(33,904.10)
March				3810	Desktop HW Purchase or Lease-Non Inventory	1,050.00
				3911	Server HW Purchase or Lease-Inventory	805.35
				3920	Server SW Purchase or License	178.88
				3940	Server HW Maintenance,Consumable	4,205.46

Report ID: TGB  
 Source: I/3 Finance  
 Budget FY: 2014

STATE OF IOWA  
 EXPENDITURES FOR OBJECT CLASSES 418 AND 510

Page: 112 of 191  
 Run Date: 09/24/2014  
 Run Time: 04:00:04 AM

Month	Department	Department Name	Object Class	Object	Object Name	Posting Am
March	412	Human Services Woodward	510	3950	Server SW Maintenance,Consumable	1,675.57
				4020	Network SW Purchase or License	714.01
				4730	Printer Misc,Parts,Supplies,Consumable	4,434.47
				4740	Printer HW Maintenance,Consumable	301.11
April				3830	Desktop Misc,Parts,Supplies,Consumable	3,371.00
				3920	Server SW Purchase or License	13.22
				3930	Server Misc,Parts,Supplies,Consumable	36.87
				3940	Server HW Maintenance,Consumable	65.68
				3950	Server SW Maintenance,Consumable	1,187.64
				4030	Network Misc,Parts,Supplies,Consumable	10.17
				4050	Network SW Maintenance,Consumable	7,760.93
				4740	Printer HW Maintenance,Consumable	903.33
May				3840	Desktop HW Maintenance,Consumable	105.10
				3850	Desktop SW Maintenance,Consumable	5,334.00
				3950	Server SW Maintenance,Consumable	20.28
				4740	Printer HW Maintenance,Consumable	301.11
June				3830	Desktop Misc,Parts,Supplies,Consumable	112.98
				3950	Server SW Maintenance,Consumable	821.42
				4740	Printer HW Maintenance,Consumable	301.11
July (H/O)				3911	Server HW Purchase or Lease-Inventory	22,139.33
				3920	Server SW Purchase or License	121.40
				3930	Server Misc,Parts,Supplies,Consumable	17.28
				3940	Server HW Maintenance,Consumable	131.36
				3950	Server SW Maintenance,Consumable	81.44
August (H/O)				3820	Desktop SW Purchase or License	(4,249.56)

Report ID: TGB  
 Source: I/3 Finance  
 Budget FY: 2014

STATE OF IOWA  
 EXPENDITURES FOR OBJECT CLASSES 418 AND 510

Page: 113 of 191  
 Run Date: 09/24/2014  
 Run Time: 04:00:04 AM

Month	Department	Department Name	Object Class	Object	Object Name	Posting Am
August (H/O)	412	Human Services Woodward	510	3930	Server Misc,Parts,Supplies,Consumable	80.33
				4030	Network Misc,Parts,Supplies,Consumable	14.95
	<b>412</b>	<b>Human Services Woodward</b>	<b>510</b>		<b>Sum:</b>	<b>347,118.61</b>

Month	Department	Department Name	Object Class	Object	Object Name	Posting Am
September	413	Human Services Assistance Pymt	418	4181	IT Professional Services	577.50
				4184	IT Technical Consultants	65,522.39
October				4181	IT Professional Services	28,160.00
				4184	IT Technical Consultants	57,094.31
November				4181	IT Professional Services	154.00
				4184	IT Technical Consultants	107,436.37
January				4181	IT Professional Services	731.50
February				4184	IT Technical Consultants	116,242.58
March				4184	IT Technical Consultants	87,832.95
April				4184	IT Technical Consultants	57,502.96
May				4181	IT Professional Services	335,676.00
				4184	IT Technical Consultants	73,992.11
June				4181	IT Professional Services	447,568.00
				4184	IT Technical Consultants	75,066.75
July (H/O)				4181	IT Professional Services	893,277.00
				4184	IT Technical Consultants	89,205.07
August (H/O)				4181	IT Professional Services	79,266.00
				4184	IT Technical Consultants	66,034.75
	<b>413</b>	<b>Human Services Assistance Pymt</b>	<b>418</b>		<b>Sum:</b>	<b>2,581,340.24</b>

Report ID: TGB  
Source: I/3 Finance  
Budget FY: 2014

STATE OF IOWA  
EXPENDITURES FOR OBJECT CLASSES 418 AND 510

Page: 114 of 191  
Run Date: 09/24/2014  
Run Time: 04:00:04 AM

Month	Department	Department Name	Object Class	Object	Object Name	Posting Am
July	413	Human Services Assistance Pymt	510	3820	Desktop SW Purchase or License	5,052.88
				3920	Server SW Purchase or License	25,030.00
				3940	Server HW Maintenance,Consumable	3,858.33
				3950	Server SW Maintenance,Consumable	30,177.68
				4050	Network SW Maintenance,Consumable	6,910.80
				4730	Printer Misc,Parts,Supplies,Consumable	850.51
August				3820	Desktop SW Purchase or License	1,216.34
				3830	Desktop Misc,Parts,Supplies,Consumable	420.00
				3920	Server SW Purchase or License	1,000.00
				3930	Server Misc,Parts,Supplies,Consumable	12.06
				3940	Server HW Maintenance,Consumable	3,543.53
				3950	Server SW Maintenance,Consumable	16,576.08
				4030	Network Misc,Parts,Supplies,Consumable	10.96
				4040	Network HW Maintenance,Consumable	21,876.85
				4050	Network SW Maintenance,Consumable	56,361.13
				4730	Printer Misc,Parts,Supplies,Consumable	4,280.25
				4750	Printer SW Maintenance,Consumable	1,153.61
September				3810	Desktop HW Purchase or Lease-Non Inventory	15,317.46
				3820	Desktop SW Purchase or License	364.41
				3830	Desktop Misc,Parts,Supplies,Consumable	8,064.20
				3930	Server Misc,Parts,Supplies,Consumable	24.12
				3940	Server HW Maintenance,Consumable	4,291.38
				3950	Server SW Maintenance,Consumable	9,315.43
				4030	Network Misc,Parts,Supplies,Consumable	23.20
				4040	Network HW Maintenance,Consumable	3,357.66

Report ID: TGB  
 Source: I/3 Finance  
 Budget FY: 2014

STATE OF IOWA  
 EXPENDITURES FOR OBJECT CLASSES 418 AND 510

Page: 115 of 191  
 Run Date: 09/24/2014  
 Run Time: 04:00:04 AM

Month	Department	Department Name	Object Class	Object	Object Name	Posting Am
September	413	Human Services Assistance Pymt	510	4710	Printer HW Purchase or Lease-Non Inventory	299.00
				4730	Printer Misc,Parts,Supplies,Consumable	2,793.88
				4740	Printer HW Maintenance,Consumable	116.25
October				3810	Desktop HW Purchase or Lease-Non Inventory	639.72
				3820	Desktop SW Purchase or License	33,043.27
				3830	Desktop Misc,Parts,Supplies,Consumable	10,335.92
				3840	Desktop HW Maintenance,Consumable	224.89
				3850	Desktop SW Maintenance,Consumable	659.40
				3920	Server SW Purchase or License	826.89
				3930	Server Misc,Parts,Supplies,Consumable	24.12
				3940	Server HW Maintenance,Consumable	222,393.70
				3950	Server SW Maintenance,Consumable	765.00
				4710	Printer HW Purchase or Lease-Non Inventory	1,299.00
				4730	Printer Misc,Parts,Supplies,Consumable	773.20
November				3810	Desktop HW Purchase or Lease-Non Inventory	12,725.00
				3830	Desktop Misc,Parts,Supplies,Consumable	9,654.75
				3920	Server SW Purchase or License	500.00
				3950	Server SW Maintenance,Consumable	995.87
				4020	Network SW Purchase or License	52,621.80
				4050	Network SW Maintenance,Consumable	5,599.80
				4730	Printer Misc,Parts,Supplies,Consumable	2,374.47
December				3810	Desktop HW Purchase or Lease-Non Inventory	23,097.78
				3820	Desktop SW Purchase or License	20,310.91
				3830	Desktop Misc,Parts,Supplies,Consumable	10,220.54
				3850	Desktop SW Maintenance,Consumable	1,462,700.00

Report ID: TGB  
 Source: I/3 Finance  
 Budget FY: 2014

STATE OF IOWA  
 EXPENDITURES FOR OBJECT CLASSES 418 AND 510

Page: 116 of 191  
 Run Date: 09/24/2014  
 Run Time: 04:00:04 AM

Month	Department	Department Name	Object Class	Object	Object Name	Posting Am
December	413	Human Services Assistance Pymt	510	3930	Server Misc,Parts,Supplies,Consumable	23.03
				3940	Server HW Maintenance,Consumable	1,358.31
				4030	Network Misc,Parts,Supplies,Consumable	5.48
				4730	Printer Misc,Parts,Supplies,Consumable	458.26
January				3830	Desktop Misc,Parts,Supplies,Consumable	5,742.49
				3920	Server SW Purchase or License	1,500.00
				4730	Printer Misc,Parts,Supplies,Consumable	7,040.17
February				3810	Desktop HW Purchase or Lease-Non Inventory	639.72
				3830	Desktop Misc,Parts,Supplies,Consumable	6,925.40
				3840	Desktop HW Maintenance,Consumable	105.00
				3911	Server HW Purchase or Lease-Inventory	31,187.16
				3920	Server SW Purchase or License	500.00
				3930	Server Misc,Parts,Supplies,Consumable	1,671.20
				3940	Server HW Maintenance,Consumable	1,358.31
				4730	Printer Misc,Parts,Supplies,Consumable	3,309.34
March				3810	Desktop HW Purchase or Lease-Non Inventory	1,792.43
				3830	Desktop Misc,Parts,Supplies,Consumable	1,256.70
				3840	Desktop HW Maintenance,Consumable	315.00
				3911	Server HW Purchase or Lease-Inventory	1,352.74
				3920	Server SW Purchase or License	27,694.82
				3950	Server SW Maintenance,Consumable	2,284.69
				4020	Network SW Purchase or License	1,199.31
				4730	Printer Misc,Parts,Supplies,Consumable	2,529.43
April				3820	Desktop SW Purchase or License	515.14
				3830	Desktop Misc,Parts,Supplies,Consumable	4,368.02

Report ID: TGB  
 Source: I/3 Finance  
 Budget FY: 2014

STATE OF IOWA  
 EXPENDITURES FOR OBJECT CLASSES 418 AND 510

Page: 117 of 191  
 Run Date: 09/24/2014  
 Run Time: 04:00:04 AM

Month	Department	Department Name	Object Class	Object	Object Name	Posting Am
April	413	Human Services Assistance Pymt	510	3920	Server SW Purchase or License	22.20
				3930	Server Misc,Parts,Supplies,Consumable	61.92
				3940	Server HW Maintenance,Consumable	110.33
				3950	Server SW Maintenance,Consumable	426.26
				4030	Network Misc,Parts,Supplies,Consumable	17.10
				4710	Printer HW Purchase or Lease-Non Inventory	592.40
				4730	Printer Misc,Parts,Supplies,Consumable	4,710.93
May				3810	Desktop HW Purchase or Lease-Non Inventory	5,212.88
				3830	Desktop Misc,Parts,Supplies,Consumable	636.88
				3840	Desktop HW Maintenance,Consumable	840.00
				4050	Network SW Maintenance,Consumable	8,324.01
				4730	Printer Misc,Parts,Supplies,Consumable	1,668.47
				4750	Printer SW Maintenance,Consumable	984.15
June				3810	Desktop HW Purchase or Lease-Non Inventory	33,665.90
				3820	Desktop SW Purchase or License	169,050.00
				3830	Desktop Misc,Parts,Supplies,Consumable	1,913.70
				3840	Desktop HW Maintenance,Consumable	1,575.00
				3850	Desktop SW Maintenance,Consumable	22,587.50
				3940	Server HW Maintenance,Consumable	8,513.26
				3950	Server SW Maintenance,Consumable	39,054.03
				4730	Printer Misc,Parts,Supplies,Consumable	2,069.06
July (H/O)				3820	Desktop SW Purchase or License	150.73
				3830	Desktop Misc,Parts,Supplies,Consumable	178,467.84
				3911	Server HW Purchase or Lease-Inventory	37,187.15
				3920	Server SW Purchase or License	(23,248.49)



Report ID: TGB  
 Source: I/3 Finance  
 Budget FY: 2014

STATE OF IOWA  
 EXPENDITURES FOR OBJECT CLASSES 418 AND 510

Page: 118 of 191  
 Run Date: 09/24/2014  
 Run Time: 04:00:04 AM

Month	Department	Department Name	Object Class	Object	Object Name	Posting Am
July (H/O)	413	Human Services Assistance Pymt	510	3930	Server Misc,Parts,Supplies,Consumable	(1,336.98)
				3940	Server HW Maintenance,Consumable	220.64
				3950	Server SW Maintenance,Consumable	17.69
				4730	Printer Misc,Parts,Supplies,Consumable	8,057.42
August (H/O)				3810	Desktop HW Purchase or Lease-Non Inventory	(115.93)
				3820	Desktop SW Purchase or License	36,947.44
				3830	Desktop Misc,Parts,Supplies,Consumable	28.82
				3840	Desktop HW Maintenance,Consumable	9,942.75
				3930	Server Misc,Parts,Supplies,Consumable	134.93
				4030	Network Misc,Parts,Supplies,Consumable	25.11
				4730	Printer Misc,Parts,Supplies,Consumable	2,613.04
	<b>413</b>	<b>Human Services Assistance Pymt</b>	<b>510</b>		<b>Sum:</b>	<b>2,750,344.32</b>

Month	Department	Department Name	Object Class	Object	Object Name	Posting Am
September	415	Human Services Capitals	418	4181	IT Professional Services	164,375.00
				4184	IT Technical Consultants	216,774.32
October				4181	IT Professional Services	19,561.00
				4184	IT Technical Consultants	108,603.56
November				4181	IT Professional Services	204,376.50
				4184	IT Technical Consultants	487,688.40
December				4181	IT Professional Services	662.04
January				4181	IT Professional Services	167,563.06
February				4181	IT Professional Services	187,662.50
				4184	IT Technical Consultants	473,177.67
March				4184	IT Technical Consultants	545,215.92

Report ID: TGB  
 Source: I/3 Finance  
 Budget FY: 2014

STATE OF IOWA  
 EXPENDITURES FOR OBJECT CLASSES 418 AND 510

Page: 119 of 191  
 Run Date: 09/24/2014  
 Run Time: 04:00:04 AM

Month	Department	Department Name	Object Class	Object	Object Name	Posting Am
April	415	Human Services Capitals	418	4181	IT Professional Services	166,732.50
				4184	IT Technical Consultants	15,886.30
May				4181	IT Professional Services	6,696.00
				4184	IT Technical Consultants	226,209.22
June				4181	IT Professional Services	230,589.80
				4184	IT Technical Consultants	870,510.14
July (H/O)				4181	IT Professional Services	72,286.15
				4184	IT Technical Consultants	11,473.44
August (H/O)				4181	IT Professional Services	141,741.80
				4184	IT Technical Consultants	318,587.64
	<b>415</b>	<b>Human Services Capitals</b>	<b>418</b>		<b>Sum:</b>	<b>4,636,372.96</b>

Month	Department	Department Name	Object Class	Object	Object Name	Posting Am
July	415	Human Services Capitals	510	3820	Desktop SW Purchase or License	636.94
				4030	Network Misc,Parts,Supplies,Consumable	102.60
August				3820	Desktop SW Purchase or License	525.64
				4040	Network HW Maintenance,Consumable	1,146.94
				4730	Printer Misc,Parts,Supplies,Consumable	313.16
September				3920	Server SW Purchase or License	47,069.68
October				3930	Server Misc,Parts,Supplies,Consumable	747.96
				3950	Server SW Maintenance,Consumable	238,370.22
				4030	Network Misc,Parts,Supplies,Consumable	890.00
November				3820	Desktop SW Purchase or License	806.15
				3830	Desktop Misc,Parts,Supplies,Consumable	1,561.80
				4010	Network HW Purchase or Lease-Non Inventory	22,380.00

Report ID: TGB  
 Source: I/3 Finance  
 Budget FY: 2014

STATE OF IOWA  
 EXPENDITURES FOR OBJECT CLASSES 418 AND 510

Page: 120 of 191  
 Run Date: 09/24/2014  
 Run Time: 04:00:04 AM

Month	Department	Department Name	Object Class	Object	Object Name	Posting Am
November	415	Human Services Capitals	510	4030	Network Misc,Parts,Supplies,Consumable	4,169.84
				4040	Network HW Maintenance,Consumable	10,210.00
				4711	Printer HW Purchase or Lease-Inventory	8,852.00
December				3950	Server SW Maintenance,Consumable	52,734.00
				4010	Network HW Purchase or Lease-Non Inventory	202.72
				4711	Printer HW Purchase or Lease-Inventory	17,930.00
January				4730	Printer Misc,Parts,Supplies,Consumable	313.16
February				3911	Server HW Purchase or Lease-Inventory	76,079.60
March				3820	Desktop SW Purchase or License	161.23
				3850	Desktop SW Maintenance,Consumable	127,784.25
				4730	Printer Misc,Parts,Supplies,Consumable	278.50
April				3820	Desktop SW Purchase or License	498.15
				3830	Desktop Misc,Parts,Supplies,Consumable	60.00
May				3950	Server SW Maintenance,Consumable	(28,764.00)
June				3820	Desktop SW Purchase or License	1,992,247.99
				3830	Desktop Misc,Parts,Supplies,Consumable	60.00
				3840	Desktop HW Maintenance,Consumable	9,942.75
				3850	Desktop SW Maintenance,Consumable	362,845.02
				3950	Server SW Maintenance,Consumable	15,684.00
July (H/O)				3820	Desktop SW Purchase or License	(199,402.02)
				3911	Server HW Purchase or Lease-Inventory	558,465.59
				3920	Server SW Purchase or License	526.90
				3940	Server HW Maintenance,Consumable	(106,802.25)
				3950	Server SW Maintenance,Consumable	(238,370.22)
August (H/O)				3820	Desktop SW Purchase or License	211,229.17

Report ID: TGB  
 Source: I/3 Finance  
 Budget FY: 2014

STATE OF IOWA  
 EXPENDITURES FOR OBJECT CLASSES 418 AND 510

Page: 121 of 191  
 Run Date: 09/24/2014  
 Run Time: 04:00:04 AM

Month	Department	Department Name	Object Class	Object	Object Name	Posting Am
August (H/O)	415	Human Services Capitals	510	3850	Desktop SW Maintenance,Consumable	90,823.39
				3911	Server HW Purchase or Lease-Inventory	111,399.92
	<b>415</b>	<b>Human Services Capitals</b>	<b>510</b>			<b>Sum: 3,393,710.78</b>

Month	Department	Department Name	Object Class	Object	Object Name	Posting Am
September	427	Inspections and Appeals, Dept Of	418	4181	IT Professional Services	131.60
January				4181	IT Professional Services	120,000.00
March				4181	IT Professional Services	245,620.00
June				4181	IT Professional Services	22,370.00
July (H/O)				4181	IT Professional Services	14,120.00
	<b>427</b>	<b>Inspections and Appeals, Dept Of</b>	<b>418</b>			<b>Sum: 402,241.60</b>

Month	Department	Department Name	Object Class	Object	Object Name	Posting Am
August	427	Inspections and Appeals, Dept Of	510	3811	Desktop HW Purchase or Lease-Inventory	339.98
				3830	Desktop Misc,Parts,Supplies,Consumable	18,518.00
				4711	Printer HW Purchase or Lease-Inventory	149.99
October				3830	Desktop Misc,Parts,Supplies,Consumable	29.98
				4711	Printer HW Purchase or Lease-Inventory	149.99
November				3811	Desktop HW Purchase or Lease-Inventory	31,039.96
				4711	Printer HW Purchase or Lease-Inventory	798.00
December				3811	Desktop HW Purchase or Lease-Inventory	12,794.00
				4711	Printer HW Purchase or Lease-Inventory	326.45
January				3811	Desktop HW Purchase or Lease-Inventory	6,150.48
				4711	Printer HW Purchase or Lease-Inventory	3,288.15
February				3811	Desktop HW Purchase or Lease-Inventory	5,718.00

Report ID: TGB  
 Source: I/3 Finance  
 Budget FY: 2014

STATE OF IOWA  
 EXPENDITURES FOR OBJECT CLASSES 418 AND 510

Page: 122 of 191  
 Run Date: 09/24/2014  
 Run Time: 04:00:04 AM

Month	Department	Department Name	Object Class	Object	Object Name	Posting Am
February	427	Inspections and Appeals, Dept Of	510	4711	Printer HW Purchase or Lease-Inventory	199.99
March				3811	Desktop HW Purchase or Lease-Inventory	149.00
				4711	Printer HW Purchase or Lease-Inventory	397.04
April				3811	Desktop HW Purchase or Lease-Inventory	1,915.83
				3830	Desktop Misc,Parts,Supplies,Consumable	9,861.60
May				3811	Desktop HW Purchase or Lease-Inventory	2,053.83
				3850	Desktop SW Maintenance,Consumable	2,116.00
June				3811	Desktop HW Purchase or Lease-Inventory	38,191.12
				3830	Desktop Misc,Parts,Supplies,Consumable	1,058.00
				3850	Desktop SW Maintenance,Consumable	(1,058.00)
				4711	Printer HW Purchase or Lease-Inventory	7,386.14
July (H/O)				3811	Desktop HW Purchase or Lease-Inventory	2,050.83
August (H/O)				3810	Desktop HW Purchase or Lease-Non Inventory	(544.72)
				3811	Desktop HW Purchase or Lease-Inventory	834.38
				3830	Desktop Misc,Parts,Supplies,Consumable	506.43
				4711	Printer HW Purchase or Lease-Inventory	(326.45)
	<b>427</b>	<b>Inspections and Appeals, Dept Of</b>	<b>510</b>		<b>Sum:</b>	<b>144,094.00</b>

Month	Department	Department Name	Object Class	Object	Object Name	Posting Am
July	428	State Public Defender/DIA	418	4181	IT Professional Services	2,073.75
August				4181	IT Professional Services	918.75
September				4181	IT Professional Services	395.85
October				4181	IT Professional Services	891.45
November				4181	IT Professional Services	75.00
January				4181	IT Professional Services	3,817.50

Report ID: TGB  
 Source: I/3 Finance  
 Budget FY: 2014

STATE OF IOWA  
 EXPENDITURES FOR OBJECT CLASSES 418 AND 510

Page: 123 of 191  
 Run Date: 09/24/2014  
 Run Time: 04:00:04 AM

Month	Department	Department Name	Object Class	Object	Object Name	Posting Am
June	428	State Public Defender/DIA	418	4181	IT Professional Services	24,238.32
July (H/O)				4181	IT Professional Services	21,352.89
August (H/O)				4181	IT Professional Services	23,053.40
	<b>428</b>	<b>State Public Defender/DIA</b>	<b>418</b>			<b>Sum: 76,816.91</b>

Month	Department	Department Name	Object Class	Object	Object Name	Posting Am
July	428	State Public Defender/DIA	510	3920	Server SW Purchase or License	1,610.70
				4030	Network Misc,Parts,Supplies,Consumable	116.10
August				3810	Desktop HW Purchase or Lease-Non Inventory	2,275.05
				3820	Desktop SW Purchase or License	300.00
				3920	Server SW Purchase or License	1,076.25
September				3920	Server SW Purchase or License	2,100.00
October				3920	Server SW Purchase or License	1,294.65
November				3810	Desktop HW Purchase or Lease-Non Inventory	214.15
				4010	Network HW Purchase or Lease-Non Inventory	134.30
December				3920	Server SW Purchase or License	7,592.50
January				3810	Desktop HW Purchase or Lease-Non Inventory	32,918.59
				3920	Server SW Purchase or License	5,957.85
				4030	Network Misc,Parts,Supplies,Consumable	0.04
February				3810	Desktop HW Purchase or Lease-Non Inventory	17,164.80
March				3810	Desktop HW Purchase or Lease-Non Inventory	26,460.47
April				3810	Desktop HW Purchase or Lease-Non Inventory	11,668.37
				3920	Server SW Purchase or License	7,500.00
May				3810	Desktop HW Purchase or Lease-Non Inventory	214.15
June				3810	Desktop HW Purchase or Lease-Non Inventory	9,168.66

Report ID: TGB  
 Source: I/3 Finance  
 Budget FY: 2014

STATE OF IOWA  
 EXPENDITURES FOR OBJECT CLASSES 418 AND 510

Page: 124 of 191  
 Run Date: 09/24/2014  
 Run Time: 04:00:04 AM

Month	Department	Department Name	Object Class	Object	Object Name	Posting Am
June	428	State Public Defender/DIA	510	3820	Desktop SW Purchase or License	5,123.00
				3920	Server SW Purchase or License	1,537.75
				4030	Network Misc,Parts,Supplies,Consumable	310.99
July (H/O)				4030	Network Misc,Parts,Supplies,Consumable	337.79
August (H/O)				3810	Desktop HW Purchase or Lease-Non Inventory	2,657.05
				3911	Server HW Purchase or Lease-Inventory	20,540.00
				3920	Server SW Purchase or License	4,021.03
	<b>428</b>	<b>State Public Defender/DIA</b>	<b>510</b>		<b>Sum:</b>	<b>162,294.24</b>

Month	Department	Department Name	Object Class	Object	Object Name	Posting Am
July	429	Racing Commission - Inspect and Appeals	418	4181	IT Professional Services	5,860.00
August				4181	IT Professional Services	2,750.00
September				4181	IT Professional Services	220.00
November				4181	IT Professional Services	770.00
December				4181	IT Professional Services	250.00
February				4181	IT Professional Services	565.00
May				4181	IT Professional Services	550.00
	<b>429</b>	<b>Racing Commission - Inspect and Appeal</b>	<b>418</b>		<b>Sum:</b>	<b>10,965.00</b>

Month	Department	Department Name	Object Class	Object	Object Name	Posting Am
August	429	Racing Commission - Inspect and Appeals	510	3920	Server SW Purchase or License	858.32
October				4730	Printer Misc,Parts,Supplies,Consumable	32.00
November				4730	Printer Misc,Parts,Supplies,Consumable	49.00
December				4730	Printer Misc,Parts,Supplies,Consumable	84.00
January				4730	Printer Misc,Parts,Supplies,Consumable	264.00

Report ID: TGB  
 Source: I/3 Finance  
 Budget FY: 2014

STATE OF IOWA  
 EXPENDITURES FOR OBJECT CLASSES 418 AND 510

Page: 125 of 191  
 Run Date: 09/24/2014  
 Run Time: 04:00:04 AM

Month	Department	Department Name	Object Class	Object	Object Name	Posting Am
February	429	Racing Commission - Inspect and Appeals	510	4730	Printer Misc,Parts,Supplies,Consumable	278.00
March				4730	Printer Misc,Parts,Supplies,Consumable	252.00
June				3840	Desktop HW Maintenance,Consumable	14.99
				4730	Printer Misc,Parts,Supplies,Consumable	417.00
	<b>429</b>	<b>Racing Commission - Inspect and Appeal</b>	<b>510</b>			<b>Sum: 2,249.31</b>

Month	Department	Department Name	Object Class	Object	Object Name	Posting Am
July	444	Judicial Department	418	4181	IT Professional Services	41,733.60
August				4181	IT Professional Services	208,231.02
September				4181	IT Professional Services	203,503.64
October				4181	IT Professional Services	158,835.84
November				4181	IT Professional Services	148,636.36
December				4181	IT Professional Services	157,190.96
January				4181	IT Professional Services	204,730.02
February				4181	IT Professional Services	148,800.73
March				4181	IT Professional Services	148,890.25
April				4181	IT Professional Services	205,608.69
May				4181	IT Professional Services	177,946.37
June				4181	IT Professional Services	152,431.77
July (H/O)				4181	IT Professional Services	30,964.41
August (H/O)				4181	IT Professional Services	2,883.11
	<b>444</b>	<b>Judicial Department</b>	<b>418</b>			<b>Sum: 1,990,386.77</b>

Month	Department	Department Name	Object Class	Object	Object Name	Posting Am
July	444	Judicial Department	510	3950	Server SW Maintenance,Consumable	4,085.50



Report ID: TGB  
 Source: I/3 Finance  
 Budget FY: 2014

STATE OF IOWA  
 EXPENDITURES FOR OBJECT CLASSES 418 AND 510

Page: 126 of 191  
 Run Date: 09/24/2014  
 Run Time: 04:00:04 AM

Month	Department	Department Name	Object Class	Object	Object Name	Posting Am
July	444	Judicial Department	510	4730	Printer Misc,Parts,Supplies,Consumable	12,751.75
				4740	Printer HW Maintenance,Consumable	5,922.00
				4750	Printer SW Maintenance,Consumable	17,022.83
August				3810	Desktop HW Purchase or Lease-Non Inventory	96,821.78
				3820	Desktop SW Purchase or License	933.61
				3830	Desktop Misc,Parts,Supplies,Consumable	6,357.23
				3850	Desktop SW Maintenance,Consumable	253,457.82
				3910	Server HW Purchase or Lease-Non Inventory	4,371.70
				3911	Server HW Purchase or Lease-Inventory	11,987.98
				3920	Server SW Purchase or License	95,350.74
				3930	Server Misc,Parts,Supplies,Consumable	1,590.00
				3940	Server HW Maintenance,Consumable	20,557.66
				3950	Server SW Maintenance,Consumable	119,730.93
				4010	Network HW Purchase or Lease-Non Inventory	27,818.50
				4030	Network Misc,Parts,Supplies,Consumable	112.33
				4040	Network HW Maintenance,Consumable	42,169.60
				4710	Printer HW Purchase or Lease-Non Inventory	49,696.66
				4730	Printer Misc,Parts,Supplies,Consumable	28,994.26
				4740	Printer HW Maintenance,Consumable	132,472.44
September				3810	Desktop HW Purchase or Lease-Non Inventory	67,391.52
				3820	Desktop SW Purchase or License	458.72
				3830	Desktop Misc,Parts,Supplies,Consumable	10,260.39
				3850	Desktop SW Maintenance,Consumable	20,906.26
				3930	Server Misc,Parts,Supplies,Consumable	2,583.29
				3950	Server SW Maintenance,Consumable	147,153.95

Report ID: TGB  
Source: I/3 Finance  
Budget FY: 2014

STATE OF IOWA  
EXPENDITURES FOR OBJECT CLASSES 418 AND 510

Page: 127 of 191  
Run Date: 09/24/2014  
Run Time: 04:00:04 AM

Month	Department	Department Name	Object Class	Object	Object Name	Posting Am
September	444	Judicial Department	510	4010	Network HW Purchase or Lease-Non Inventory	1,630.50
				4011	Network HW Purchase or Lease-Inventory	53,889.36
				4030	Network Misc,Parts,Supplies,Consumable	313.48
				4710	Printer HW Purchase or Lease-Non Inventory	38,390.90
				4730	Printer Misc,Parts,Supplies,Consumable	21,326.50
				4740	Printer HW Maintenance,Consumable	12,063.86
				4750	Printer SW Maintenance,Consumable	1,820.00
October				3810	Desktop HW Purchase or Lease-Non Inventory	49,365.26
				3820	Desktop SW Purchase or License	1,008.87
				3830	Desktop Misc,Parts,Supplies,Consumable	7,738.66
				3850	Desktop SW Maintenance,Consumable	508.52
				3910	Server HW Purchase or Lease-Non Inventory	9,096.65
				3950	Server SW Maintenance,Consumable	41,410.83
				4010	Network HW Purchase or Lease-Non Inventory	1,010.42
				4710	Printer HW Purchase or Lease-Non Inventory	19,090.80
				4730	Printer Misc,Parts,Supplies,Consumable	24,240.71
				4740	Printer HW Maintenance,Consumable	4,268.40
				4750	Printer SW Maintenance,Consumable	17,022.83
November				3810	Desktop HW Purchase or Lease-Non Inventory	34,295.59
				3820	Desktop SW Purchase or License	1,772.82
				3830	Desktop Misc,Parts,Supplies,Consumable	1,334.83
				3840	Desktop HW Maintenance,Consumable	105.00
				3930	Server Misc,Parts,Supplies,Consumable	154.00
				3950	Server SW Maintenance,Consumable	93,035.63
				4010	Network HW Purchase or Lease-Non Inventory	1,096.34

Report ID: TGB  
 Source: I/3 Finance  
 Budget FY: 2014

STATE OF IOWA  
 EXPENDITURES FOR OBJECT CLASSES 418 AND 510

Page: 128 of 191  
 Run Date: 09/24/2014  
 Run Time: 04:00:04 AM

Month	Department	Department Name	Object Class	Object	Object Name	Posting Am
November	444	Judicial Department	510	4030	Network Misc,Parts,Supplies,Consumable	94.00
				4040	Network HW Maintenance,Consumable	426.00
				4050	Network SW Maintenance,Consumable	840.00
				4710	Printer HW Purchase or Lease-Non Inventory	13,218.24
				4730	Printer Misc,Parts,Supplies,Consumable	20,888.25
				4740	Printer HW Maintenance,Consumable	2,818.00
				4750	Printer SW Maintenance,Consumable	6,543.84
December				3810	Desktop HW Purchase or Lease-Non Inventory	131,309.93
				3820	Desktop SW Purchase or License	8,483.29
				3830	Desktop Misc,Parts,Supplies,Consumable	10,220.20
				3840	Desktop HW Maintenance,Consumable	5,950.00
				3850	Desktop SW Maintenance,Consumable	106.00
				3940	Server HW Maintenance,Consumable	13,998.40
				3950	Server SW Maintenance,Consumable	178,761.89
				4010	Network HW Purchase or Lease-Non Inventory	276.54
				4030	Network Misc,Parts,Supplies,Consumable	665.56
				4040	Network HW Maintenance,Consumable	85.00
				4710	Printer HW Purchase or Lease-Non Inventory	29,065.78
				4730	Printer Misc,Parts,Supplies,Consumable	17,009.00
				4740	Printer HW Maintenance,Consumable	7,560.53
January				3810	Desktop HW Purchase or Lease-Non Inventory	5,645.71
				3820	Desktop SW Purchase or License	1,629.00
				3830	Desktop Misc,Parts,Supplies,Consumable	5,837.01
				3840	Desktop HW Maintenance,Consumable	741.00
				3850	Desktop SW Maintenance,Consumable	1,137.09

Report ID: TGB  
Source: I/3 Finance  
Budget FY: 2014

STATE OF IOWA  
EXPENDITURES FOR OBJECT CLASSES 418 AND 510

Page: 129 of 191  
Run Date: 09/24/2014  
Run Time: 04:00:04 AM

Month	Department	Department Name	Object Class	Object	Object Name	Posting Am
January	444	Judicial Department	510	3911	Server HW Purchase or Lease-Inventory	9,932.00
				3930	Server Misc,Parts,Supplies,Consumable	3,137.81
				3940	Server HW Maintenance,Consumable	2,455.52
				3950	Server SW Maintenance,Consumable	110,844.40
				4010	Network HW Purchase or Lease-Non Inventory	45,524.54
				4030	Network Misc,Parts,Supplies,Consumable	3,593.49
				4040	Network HW Maintenance,Consumable	15,360.00
				4710	Printer HW Purchase or Lease-Non Inventory	13,314.58
				4730	Printer Misc,Parts,Supplies,Consumable	28,561.75
				4740	Printer HW Maintenance,Consumable	1,136.40
				4750	Printer SW Maintenance,Consumable	104,262.00
February				3810	Desktop HW Purchase or Lease-Non Inventory	90,978.93
				3820	Desktop SW Purchase or License	399.00
				3830	Desktop Misc,Parts,Supplies,Consumable	5,370.45
				3840	Desktop HW Maintenance,Consumable	7,359.00
				3930	Server Misc,Parts,Supplies,Consumable	374.16
				3950	Server SW Maintenance,Consumable	201,961.51
				4010	Network HW Purchase or Lease-Non Inventory	642.94
				4030	Network Misc,Parts,Supplies,Consumable	52.55
				4710	Printer HW Purchase or Lease-Non Inventory	18,559.38
				4730	Printer Misc,Parts,Supplies,Consumable	19,687.50
				4740	Printer HW Maintenance,Consumable	1,170.40
March				3810	Desktop HW Purchase or Lease-Non Inventory	42,137.85
				3820	Desktop SW Purchase or License	1,579.22
				3830	Desktop Misc,Parts,Supplies,Consumable	9,602.06

Report ID: TGB  
Source: I/3 Finance  
Budget FY: 2014

STATE OF IOWA  
EXPENDITURES FOR OBJECT CLASSES 418 AND 510

Page: 130 of 191  
Run Date: 09/24/2014  
Run Time: 04:00:04 AM

Month	Department	Department Name	Object Class	Object	Object Name	Posting Am
March	444	Judicial Department	510	3840	Desktop HW Maintenance,Consumable	6,262.60
				3850	Desktop SW Maintenance,Consumable	150.00
				3930	Server Misc,Parts,Supplies,Consumable	179.82
				3940	Server HW Maintenance,Consumable	1,440.00
				3950	Server SW Maintenance,Consumable	213,556.95
				4010	Network HW Purchase or Lease-Non Inventory	96.00
				4030	Network Misc,Parts,Supplies,Consumable	885.99
				4710	Printer HW Purchase or Lease-Non Inventory	33,713.24
				4730	Printer Misc,Parts,Supplies,Consumable	19,156.95
				4740	Printer HW Maintenance,Consumable	6,243.54
April				3810	Desktop HW Purchase or Lease-Non Inventory	44,692.77
				3820	Desktop SW Purchase or License	10,143.15
				3830	Desktop Misc,Parts,Supplies,Consumable	8,190.57
				3840	Desktop HW Maintenance,Consumable	2,914.00
				3850	Desktop SW Maintenance,Consumable	14,807.65
				3920	Server SW Purchase or License	749.00
				3930	Server Misc,Parts,Supplies,Consumable	271.84
				3940	Server HW Maintenance,Consumable	134,928.94
				3950	Server SW Maintenance,Consumable	68,227.31
				4010	Network HW Purchase or Lease-Non Inventory	1,176.08
				4030	Network Misc,Parts,Supplies,Consumable	490.03
				4040	Network HW Maintenance,Consumable	2,720.85
				4710	Printer HW Purchase or Lease-Non Inventory	28,996.18
				4730	Printer Misc,Parts,Supplies,Consumable	24,883.00
				4740	Printer HW Maintenance,Consumable	3,661.20

Report ID: TGB  
 Source: I/3 Finance  
 Budget FY: 2014

STATE OF IOWA  
 EXPENDITURES FOR OBJECT CLASSES 418 AND 510

Page: 131 of 191  
 Run Date: 09/24/2014  
 Run Time: 04:00:04 AM

Month	Department	Department Name	Object Class	Object	Object Name	Posting Am
May	444	Judicial Department	510	3810	Desktop HW Purchase or Lease-Non Inventory	185,269.87
				3820	Desktop SW Purchase or License	7,235.01
				3830	Desktop Misc,Parts,Supplies,Consumable	6,273.20
				3840	Desktop HW Maintenance,Consumable	19,251.00
				3850	Desktop SW Maintenance,Consumable	400.00
				3930	Server Misc,Parts,Supplies,Consumable	5,934.05
				3950	Server SW Maintenance,Consumable	40,768.51
				4010	Network HW Purchase or Lease-Non Inventory	96.00
				4030	Network Misc,Parts,Supplies,Consumable	1,060.08
				4710	Printer HW Purchase or Lease-Non Inventory	15,807.81
				4730	Printer Misc,Parts,Supplies,Consumable	21,585.00
				4740	Printer HW Maintenance,Consumable	5,420.20
June				3810	Desktop HW Purchase or Lease-Non Inventory	42,971.92
				3820	Desktop SW Purchase or License	409.00
				3830	Desktop Misc,Parts,Supplies,Consumable	534.41
				3840	Desktop HW Maintenance,Consumable	5,372.00
				3850	Desktop SW Maintenance,Consumable	69,323.62
				3950	Server SW Maintenance,Consumable	186,374.46
				4030	Network Misc,Parts,Supplies,Consumable	39.81
				4710	Printer HW Purchase or Lease-Non Inventory	8,349.59
				4730	Printer Misc,Parts,Supplies,Consumable	18,274.75
				4740	Printer HW Maintenance,Consumable	2,032.80
July (H/O)				3810	Desktop HW Purchase or Lease-Non Inventory	4,340.92
				3830	Desktop Misc,Parts,Supplies,Consumable	1,227.00
				3840	Desktop HW Maintenance,Consumable	360.00

Report ID: TGB  
 Source: I/3 Finance  
 Budget FY: 2014

STATE OF IOWA  
 EXPENDITURES FOR OBJECT CLASSES 418 AND 510

Page: 132 of 191  
 Run Date: 09/24/2014  
 Run Time: 04:00:04 AM

Month	Department	Department Name	Object Class	Object	Object Name	Posting Am
July (H/O)	444	Judicial Department	510	3930	Server Misc,Parts,Supplies,Consumable	447.48
				3950	Server SW Maintenance,Consumable	58,867.83
				4010	Network HW Purchase or Lease-Non Inventory	45.17
				4030	Network Misc,Parts,Supplies,Consumable	100.92
				4710	Printer HW Purchase or Lease-Non Inventory	4,238.59
				4730	Printer Misc,Parts,Supplies,Consumable	5,917.50
				4740	Printer HW Maintenance,Consumable	2,778.00
August (H/O)				3810	Desktop HW Purchase or Lease-Non Inventory	4,867.00
				3820	Desktop SW Purchase or License	200.00
				3830	Desktop Misc,Parts,Supplies,Consumable	134.63
				3840	Desktop HW Maintenance,Consumable	(36,023.48)
				3940	Server HW Maintenance,Consumable	(99,238.88)
				3950	Server SW Maintenance,Consumable	(18,717.51)
				4020	Network SW Purchase or License	2,500.00
				4040	Network HW Maintenance,Consumable	(44,335.68)
				4740	Printer HW Maintenance,Consumable	(105,020.63)
	<b>444</b>	<b>Judicial Department</b>	<b>510</b>		<b>Sum:</b>	<b>3,872,267.52</b>

Month	Department	Department Name	Object Class	Object	Object Name	Posting Am
August	467	Law Enforcement Academy	510	3830	Desktop Misc,Parts,Supplies,Consumable	80.00
				3850	Desktop SW Maintenance,Consumable	1,625.00
				3950	Server SW Maintenance,Consumable	89.00
September				3950	Server SW Maintenance,Consumable	1,700.00
November				3810	Desktop HW Purchase or Lease-Non Inventory	29.99
December				3850	Desktop SW Maintenance,Consumable	1,625.00

Report ID: TGB  
 Source: I/3 Finance  
 Budget FY: 2014

STATE OF IOWA  
 EXPENDITURES FOR OBJECT CLASSES 418 AND 510

Page: 133 of 191  
 Run Date: 09/24/2014  
 Run Time: 04:00:04 AM

Month	Department	Department Name	Object Class	Object	Object Name	Posting Am
December	467	Law Enforcement Academy	510	3950	Server SW Maintenance,Consumable	1,750.00
				4030	Network Misc,Parts,Supplies,Consumable	232.00
January				4030	Network Misc,Parts,Supplies,Consumable	126.00
February				3850	Desktop SW Maintenance,Consumable	2,166.00
				4710	Printer HW Purchase or Lease-Non Inventory	973.75
March				3810	Desktop HW Purchase or Lease-Non Inventory	743.55
April				3810	Desktop HW Purchase or Lease-Non Inventory	1,264.25
				3850	Desktop SW Maintenance,Consumable	79.95
				3920	Server SW Purchase or License	1,949.20
				4720	Printer SW Purchase or License	3,833.46
				4730	Printer Misc,Parts,Supplies,Consumable	355.47
May				3810	Desktop HW Purchase or Lease-Non Inventory	(42.09)
				3820	Desktop SW Purchase or License	553.00
June				3820	Desktop SW Purchase or License	1,348.27
	<b>467</b>	<b>Law Enforcement Academy</b>	<b>510</b>		<b>Sum:</b>	<b>20,481.80</b>

Month	Department	Department Name	Object Class	Object	Object Name	Posting Am
August	504	Legislative Services Agency	418	4181	IT Professional Services	120,101.00
September				4181	IT Professional Services	119,879.00
October				4181	IT Professional Services	104,370.40
November				4181	IT Professional Services	135,852.40
December				4181	IT Professional Services	124,493.00
January				4181	IT Professional Services	139,273.00
February				4181	IT Professional Services	139,691.60
March				4181	IT Professional Services	118,593.40



Report ID: TGB  
 Source: I/3 Finance  
 Budget FY: 2014

STATE OF IOWA  
 EXPENDITURES FOR OBJECT CLASSES 418 AND 510

Page: 134 of 191  
 Run Date: 09/24/2014  
 Run Time: 04:00:04 AM

Month	Department	Department Name	Object Class	Object	Object Name	Posting Am
April	504	Legislative Services Agency	418	4181	IT Professional Services	107,203.80
May				4181	IT Professional Services	135,933.80
June				4181	IT Professional Services	111,331.80
July (H/O)				4181	IT Professional Services	88,668.20
	<b>504</b>	<b>Legislative Services Agency</b>	<b>418</b>		<b>Sum:</b>	<b>1,445,391.40</b>

Month	Department	Department Name	Object Class	Object	Object Name	Posting Am
July	504	Legislative Services Agency	510	3810	Desktop HW Purchase or Lease-Non Inventory	5,868.31
				3820	Desktop SW Purchase or License	48,378.31
				3850	Desktop SW Maintenance,Consumable	9,303.72
				3911	Server HW Purchase or Lease-Inventory	30,298.07
				3930	Server Misc,Parts,Supplies,Consumable	8,328.39
				3950	Server SW Maintenance,Consumable	16,348.33
				4020	Network SW Purchase or License	20,684.60
				4050	Network SW Maintenance,Consumable	23,435.29
August				3830	Desktop Misc,Parts,Supplies,Consumable	21,023.59
				3920	Server SW Purchase or License	2,800.00
				3950	Server SW Maintenance,Consumable	129.00
				4020	Network SW Purchase or License	30,352.51
				4030	Network Misc,Parts,Supplies,Consumable	1,044.59
September				3810	Desktop HW Purchase or Lease-Non Inventory	1,054.31
				3820	Desktop SW Purchase or License	5,739.59
				4050	Network SW Maintenance,Consumable	33,361.93
October				3810	Desktop HW Purchase or Lease-Non Inventory	18,275.18
				3820	Desktop SW Purchase or License	9,636.00

Report ID: TGB  
Source: I/3 Finance  
Budget FY: 2014

STATE OF IOWA  
EXPENDITURES FOR OBJECT CLASSES 418 AND 510

Page: 135 of 191  
Run Date: 09/24/2014  
Run Time: 04:00:04 AM

Month	Department	Department Name	Object Class	Object	Object Name	Posting Am
October	504	Legislative Services Agency	510	3830	Desktop Misc,Parts,Supplies,Consumable	12,265.95
				3911	Server HW Purchase or Lease-Inventory	30,838.41
				3950	Server SW Maintenance,Consumable	51,012.79
				4050	Network SW Maintenance,Consumable	1,995.50
November				3911	Server HW Purchase or Lease-Inventory	5,868.31
December				3820	Desktop SW Purchase or License	7,182.00
				4020	Network SW Purchase or License	395.00
				4030	Network Misc,Parts,Supplies,Consumable	143.97
				4050	Network SW Maintenance,Consumable	6,457.29
January				3810	Desktop HW Purchase or Lease-Non Inventory	666.44
				3830	Desktop Misc,Parts,Supplies,Consumable	4,966.37
				3911	Server HW Purchase or Lease-Inventory	30,567.05
				4030	Network Misc,Parts,Supplies,Consumable	335.65
				4050	Network SW Maintenance,Consumable	17,500.00
February				3810	Desktop HW Purchase or Lease-Non Inventory	950.71
				3811	Desktop HW Purchase or Lease-Inventory	7,664.60
				3920	Server SW Purchase or License	16,086.40
				3930	Server Misc,Parts,Supplies,Consumable	185.78
March				3830	Desktop Misc,Parts,Supplies,Consumable	275.04
				4020	Network SW Purchase or License	8,493.00
				4030	Network Misc,Parts,Supplies,Consumable	(1,044.00)
				4050	Network SW Maintenance,Consumable	6,457.29
April				3810	Desktop HW Purchase or Lease-Non Inventory	864.94
				3820	Desktop SW Purchase or License	11,115.75
				3911	Server HW Purchase or Lease-Inventory	31,112.19

Report ID: TGB  
 Source: I/3 Finance  
 Budget FY: 2014

STATE OF IOWA  
 EXPENDITURES FOR OBJECT CLASSES 418 AND 510

Page: 136 of 191  
 Run Date: 09/24/2014  
 Run Time: 04:00:04 AM

Month	Department	Department Name	Object Class	Object	Object Name	Posting Am
April	504	Legislative Services Agency	510	3930	Server Misc,Parts,Supplies,Consumable	33.72
				4020	Network SW Purchase or License	297.48
				4030	Network Misc,Parts,Supplies,Consumable	2,363.59
May				3811	Desktop HW Purchase or Lease-Inventory	7,664.60
				3820	Desktop SW Purchase or License	408.09
				3830	Desktop Misc,Parts,Supplies,Consumable	316.51
				4020	Network SW Purchase or License	8,507.25
August (H/O)				4020	Network SW Purchase or License	439.10
	<b>504</b>	<b>Legislative Services Agency</b>	<b>510</b>		<b>Sum:</b>	<b>558,448.49</b>

Month	Department	Department Name	Object Class	Object	Object Name	Posting Am
September	532	Management, Dept Of	418	4181	IT Professional Services	13,136.25
November				4181	IT Professional Services	18,108.25
December				4181	IT Professional Services	8,371.50
February				4181	IT Professional Services	14,737.00
April				4181	IT Professional Services	19,244.75
May				4181	IT Professional Services	8,042.50
June				4181	IT Professional Services	7,291.75
August (H/O)				4181	IT Professional Services	3,497.50
	<b>532</b>	<b>Management, Dept Of</b>	<b>418</b>		<b>Sum:</b>	<b>92,429.50</b>

Month	Department	Department Name	Object Class	Object	Object Name	Posting Am
July	532	Management, Dept Of	510	3810	Desktop HW Purchase or Lease-Non Inventory	1,402.32
September				3820	Desktop SW Purchase or License	311.77
				4020	Network SW Purchase or License	200.00

Report ID: TGB  
 Source: I/3 Finance  
 Budget FY: 2014

STATE OF IOWA  
 EXPENDITURES FOR OBJECT CLASSES 418 AND 510

Page: 137 of 191  
 Run Date: 09/24/2014  
 Run Time: 04:00:04 AM

Month	Department	Department Name	Object Class	Object	Object Name	Posting Am
December	532	Management, Dept Of	510	3820	Desktop SW Purchase or License	6,716.56
January				3810	Desktop HW Purchase or Lease-Non Inventory	280.46
				3830	Desktop Misc,Parts,Supplies,Consumable	4.38
March				3830	Desktop Misc,Parts,Supplies,Consumable	168.05
	<b>532</b>	<b>Management, Dept Of</b>	<b>510</b>		<b>Sum:</b>	<b>9,083.54</b>

Month	Department	Department Name	Object Class	Object	Object Name	Posting Am
September	542	Natural Resources, Dept Of	418	4181	IT Professional Services	4,079.80
				4184	IT Technical Consultants	33,887.10
November				4181	IT Professional Services	1,102.50
				4184	IT Technical Consultants	46,750.53
December				4184	IT Technical Consultants	147,957.77
January				4181	IT Professional Services	18,500.00
February				4181	IT Professional Services	31,655.00
				4184	IT Technical Consultants	40,476.38
March				4181	IT Professional Services	26,750.00
				4184	IT Technical Consultants	83,229.91
April				4184	IT Technical Consultants	5,064.44
May				4181	IT Professional Services	12,182.00
				4184	IT Technical Consultants	37,055.44
June				4181	IT Professional Services	180.00
				4184	IT Technical Consultants	42,674.32
July (H/O)				4181	IT Professional Services	60.00
August (H/O)				4181	IT Professional Services	29,800.00
				4184	IT Technical Consultants	81,566.80

Report ID: TGB  
 Source: I/3 Finance  
 Budget FY: 2014

STATE OF IOWA  
 EXPENDITURES FOR OBJECT CLASSES 418 AND 510

Page: 138 of 191  
 Run Date: 09/24/2014  
 Run Time: 04:00:04 AM

Month	Department	Department Name	Object Class	Object	Object Name	Posting Am
	542	Natural Resources, Dept Of	418			<b>Sum: 642,971.99</b>

Month	Department	Department Name	Object Class	Object	Object Name	Posting Am
July	542	Natural Resources, Dept Of	510	3820	Desktop SW Purchase or License	206.10
				3850	Desktop SW Maintenance,Consumable	22,783.00
				4020	Network SW Purchase or License	3,172.20
				4730	Printer Misc,Parts,Supplies,Consumable	261.75
August				3810	Desktop HW Purchase or Lease-Non Inventory	14,278.12
				3820	Desktop SW Purchase or License	57,258.95
				3830	Desktop Misc,Parts,Supplies,Consumable	6,755.81
				3850	Desktop SW Maintenance,Consumable	88,678.32
				3930	Server Misc,Parts,Supplies,Consumable	5,743.58
				3950	Server SW Maintenance,Consumable	20,623.68
				4040	Network HW Maintenance,Consumable	12,635.74
				4730	Printer Misc,Parts,Supplies,Consumable	4,513.07
September				3810	Desktop HW Purchase or Lease-Non Inventory	10,613.99
				3820	Desktop SW Purchase or License	9,558.91
				3830	Desktop Misc,Parts,Supplies,Consumable	1,874.84
				3850	Desktop SW Maintenance,Consumable	850.00
				3910	Server HW Purchase or Lease-Non Inventory	188.58
				3930	Server Misc,Parts,Supplies,Consumable	320.60
				3950	Server SW Maintenance,Consumable	3,026.36
				4730	Printer Misc,Parts,Supplies,Consumable	2,991.13
				4740	Printer HW Maintenance,Consumable	60.00
October				3810	Desktop HW Purchase or Lease-Non Inventory	12,281.20

Report ID: TGB  
 Source: I/3 Finance  
 Budget FY: 2014

STATE OF IOWA  
 EXPENDITURES FOR OBJECT CLASSES 418 AND 510

Page: 139 of 191  
 Run Date: 09/24/2014  
 Run Time: 04:00:04 AM

Month	Department	Department Name	Object Class	Object	Object Name	Posting Am
October	542	Natural Resources, Dept Of	510	3820	Desktop SW Purchase or License	1,060.65
				3830	Desktop Misc,Parts,Supplies,Consumable	1,068.01
				3850	Desktop SW Maintenance,Consumable	16,438.08
				3910	Server HW Purchase or Lease-Non Inventory	188.58
				3950	Server SW Maintenance,Consumable	10,772.49
				4710	Printer HW Purchase or Lease-Non Inventory	458.00
				4730	Printer Misc,Parts,Supplies,Consumable	2,387.28
November				3810	Desktop HW Purchase or Lease-Non Inventory	28,921.74
				3820	Desktop SW Purchase or License	2,048.34
				3830	Desktop Misc,Parts,Supplies,Consumable	8,061.26
				3850	Desktop SW Maintenance,Consumable	298.99
				3910	Server HW Purchase or Lease-Non Inventory	188.58
				3911	Server HW Purchase or Lease-Inventory	5,668.86
				3920	Server SW Purchase or License	882.30
				3930	Server Misc,Parts,Supplies,Consumable	23.78
				3940	Server HW Maintenance,Consumable	10,847.66
				4030	Network Misc,Parts,Supplies,Consumable	191.04
				4730	Printer Misc,Parts,Supplies,Consumable	3,108.56
December				3810	Desktop HW Purchase or Lease-Non Inventory	8,243.88
				3820	Desktop SW Purchase or License	1,050.44
				3830	Desktop Misc,Parts,Supplies,Consumable	1,962.99
				3850	Desktop SW Maintenance,Consumable	9,184.53
				3950	Server SW Maintenance,Consumable	20,583.16
				4020	Network SW Purchase or License	4,050.00
				4030	Network Misc,Parts,Supplies,Consumable	1,704.79

Report ID: TGB  
 Source: I/3 Finance  
 Budget FY: 2014

STATE OF IOWA  
 EXPENDITURES FOR OBJECT CLASSES 418 AND 510

Page: 140 of 191  
 Run Date: 09/24/2014  
 Run Time: 04:00:04 AM

Month	Department	Department Name	Object Class	Object	Object Name	Posting Am
December	542	Natural Resources, Dept Of	510	4730	Printer Misc,Parts,Supplies,Consumable	2,318.54
January				3810	Desktop HW Purchase or Lease-Non Inventory	41,369.72
				3820	Desktop SW Purchase or License	1,028.40
				3830	Desktop Misc,Parts,Supplies,Consumable	1,136.99
				3850	Desktop SW Maintenance,Consumable	5,442.65
				3910	Server HW Purchase or Lease-Non Inventory	188.58
				3940	Server HW Maintenance,Consumable	1,287.80
				3950	Server SW Maintenance,Consumable	30,402.05
				4030	Network Misc,Parts,Supplies,Consumable	(162.96)
				4730	Printer Misc,Parts,Supplies,Consumable	4,947.97
February				3810	Desktop HW Purchase or Lease-Non Inventory	5,156.58
				3820	Desktop SW Purchase or License	640.61
				3830	Desktop Misc,Parts,Supplies,Consumable	1,340.38
				3850	Desktop SW Maintenance,Consumable	48,117.81
				3910	Server HW Purchase or Lease-Non Inventory	188.58
				4730	Printer Misc,Parts,Supplies,Consumable	2,326.44
March				3810	Desktop HW Purchase or Lease-Non Inventory	20,907.61
				3820	Desktop SW Purchase or License	994.47
				3830	Desktop Misc,Parts,Supplies,Consumable	343.00
				3850	Desktop SW Maintenance,Consumable	25,023.46
				3910	Server HW Purchase or Lease-Non Inventory	188.58
				3930	Server Misc,Parts,Supplies,Consumable	715.78
				4710	Printer HW Purchase or Lease-Non Inventory	4,581.17
				4730	Printer Misc,Parts,Supplies,Consumable	5,737.87
April				3810	Desktop HW Purchase or Lease-Non Inventory	11,411.50

Report ID: TGB  
 Source: I/3 Finance  
 Budget FY: 2014

STATE OF IOWA  
 EXPENDITURES FOR OBJECT CLASSES 418 AND 510

Page: 141 of 191  
 Run Date: 09/24/2014  
 Run Time: 04:00:04 AM

Month	Department	Department Name	Object Class	Object	Object Name	Posting Am
April	542	Natural Resources, Dept Of	510	3820	Desktop SW Purchase or License	1,315.88
				3830	Desktop Misc,Parts,Supplies,Consumable	1,741.00
				3850	Desktop SW Maintenance,Consumable	364.54
				3910	Server HW Purchase or Lease-Non Inventory	455.87
				3920	Server SW Purchase or License	645.15
				3950	Server SW Maintenance,Consumable	3,579.13
				4710	Printer HW Purchase or Lease-Non Inventory	641.14
				4730	Printer Misc,Parts,Supplies,Consumable	3,337.34
May				3810	Desktop HW Purchase or Lease-Non Inventory	5,133.04
				3820	Desktop SW Purchase or License	79.00
				3830	Desktop Misc,Parts,Supplies,Consumable	1,304.48
				3850	Desktop SW Maintenance,Consumable	5,087.05
				4730	Printer Misc,Parts,Supplies,Consumable	2,861.15
June				3810	Desktop HW Purchase or Lease-Non Inventory	10,558.38
				3820	Desktop SW Purchase or License	6,430.28
				3830	Desktop Misc,Parts,Supplies,Consumable	1,726.00
				3910	Server HW Purchase or Lease-Non Inventory	794.39
				3920	Server SW Purchase or License	10,996.85
				4030	Network Misc,Parts,Supplies,Consumable	25.00
				4710	Printer HW Purchase or Lease-Non Inventory	1,986.80
				4730	Printer Misc,Parts,Supplies,Consumable	3,966.68
July (H/O)				3810	Desktop HW Purchase or Lease-Non Inventory	17,414.17
				3820	Desktop SW Purchase or License	551.35
				3830	Desktop Misc,Parts,Supplies,Consumable	936.47
				3850	Desktop SW Maintenance,Consumable	300.00



Report ID: TGB  
 Source: I/3 Finance  
 Budget FY: 2014

STATE OF IOWA  
 EXPENDITURES FOR OBJECT CLASSES 418 AND 510

Page: 142 of 191  
 Run Date: 09/24/2014  
 Run Time: 04:00:04 AM

Month	Department	Department Name	Object Class	Object	Object Name	Posting Am
July (H/O)	542	Natural Resources, Dept Of	510	3950	Server SW Maintenance,Consumable	3,117.15
				4710	Printer HW Purchase or Lease-Non Inventory	600.13
				4720	Printer SW Purchase or License	1,395.00
				4730	Printer Misc,Parts,Supplies,Consumable	3,379.68
August (H/O)				3810	Desktop HW Purchase or Lease-Non Inventory	654.61
				3820	Desktop SW Purchase or License	195,390.05
				3830	Desktop Misc,Parts,Supplies,Consumable	315.00
				3850	Desktop SW Maintenance,Consumable	975.00
				3910	Server HW Purchase or Lease-Non Inventory	4,949.88
				4730	Printer Misc,Parts,Supplies,Consumable	3,618.97
				4740	Printer HW Maintenance,Consumable	95.00
	<b>542</b>	<b>Natural Resources, Dept Of</b>	<b>510</b>		<b>Sum:</b>	<b>930,425.11</b>

Month	Department	Department Name	Object Class	Object	Object Name	Posting Am
July	547	Parole Board	418	4181	IT Professional Services	4,250.00
August				4181	IT Professional Services	4,250.00
September				4181	IT Professional Services	4,250.00
November				4181	IT Professional Services	6,700.00
January				4181	IT Professional Services	56,772.64
February				4181	IT Professional Services	3,350.00
March				4181	IT Professional Services	3,350.00
April				4181	IT Professional Services	18,488.24
May				4181	IT Professional Services	3,350.00
June				4181	IT Professional Services	3,350.00
July (H/O)				4181	IT Professional Services	87,336.00

Report ID: TGB  
 Source: I/3 Finance  
 Budget FY: 2014

STATE OF IOWA  
 EXPENDITURES FOR OBJECT CLASSES 418 AND 510

Page: 143 of 191  
 Run Date: 09/24/2014  
 Run Time: 04:00:04 AM

Month	Department	Department Name	Object Class	Object	Object Name	Posting Am
August (H/O)	547	Parole Board	418	4181	IT Professional Services	119,450.00
	<b>547</b>	<b>Parole Board</b>	<b>418</b>			<b>Sum: 314,896.88</b>

Month	Department	Department Name	Object Class	Object	Object Name	Posting Am
July	547	Parole Board	510	3820	Desktop SW Purchase or License	1,200.00
August				3820	Desktop SW Purchase or License	968.00
November				3830	Desktop Misc,Parts,Supplies,Consumable	495.00
				3850	Desktop SW Maintenance,Consumable	75.00
February				3820	Desktop SW Purchase or License	545.00
March				3950	Server SW Maintenance,Consumable	162.92
April				3930	Server Misc,Parts,Supplies,Consumable	99.00
June				3810	Desktop HW Purchase or Lease-Non Inventory	1,056.16
				3820	Desktop SW Purchase or License	1,035.83
				4010	Network HW Purchase or Lease-Non Inventory	15,440.25
				4711	Printer HW Purchase or Lease-Inventory	7,368.00
August (H/O)				4740	Printer HW Maintenance,Consumable	10.75
	<b>547</b>	<b>Parole Board</b>	<b>510</b>			<b>Sum: 28,455.91</b>

Month	Department	Department Name	Object Class	Object	Object Name	Posting Am
August	553	IPERS	418	4181	IT Professional Services	575.00
September				4181	IT Professional Services	1,000,565.00
October				4181	IT Professional Services	797,378.00
November				4181	IT Professional Services	632.00
December				4181	IT Professional Services	2,331.77
January				4181	IT Professional Services	797,378.00

Report ID: TGB  
 Source: I/3 Finance  
 Budget FY: 2014

STATE OF IOWA  
 EXPENDITURES FOR OBJECT CLASSES 418 AND 510

Page: 144 of 191  
 Run Date: 09/24/2014  
 Run Time: 04:00:04 AM

Month	Department	Department Name	Object Class	Object	Object Name	Posting Am
February	553	IPERS	418	4181	IT Professional Services	550,799.17
March				4181	IT Professional Services	5,171.67
April				4181	IT Professional Services	318,604.17
May				4181	IT Professional Services	2,552.92
June				4181	IT Professional Services	84,458.17
July (H/O)				4181	IT Professional Services	641.17
	<b>553</b>	<b>IPERS</b>	<b>418</b>		<b>Sum:</b>	<b>3,561,087.04</b>

Month	Department	Department Name	Object Class	Object	Object Name	Posting Am
July	553	IPERS	510	3820	Desktop SW Purchase or License	3,598.80
				3830	Desktop Misc,Parts,Supplies,Consumable	2,772.50
				3950	Server SW Maintenance,Consumable	98,110.96
August				3810	Desktop HW Purchase or Lease-Non Inventory	3,603.00
				3820	Desktop SW Purchase or License	5,880.88
				3830	Desktop Misc,Parts,Supplies,Consumable	205.00
				3850	Desktop SW Maintenance,Consumable	9,181.00
				3920	Server SW Purchase or License	57,874.00
				3930	Server Misc,Parts,Supplies,Consumable	327.77
				3940	Server HW Maintenance,Consumable	1,488.00
				3950	Server SW Maintenance,Consumable	557.00
				4040	Network HW Maintenance,Consumable	3,010.80
				4730	Printer Misc,Parts,Supplies,Consumable	328.55
September				3810	Desktop HW Purchase or Lease-Non Inventory	6,845.00
				3830	Desktop Misc,Parts,Supplies,Consumable	457.75
				3920	Server SW Purchase or License	12,472.32

Report ID: TGB  
 Source: I/3 Finance  
 Budget FY: 2014

STATE OF IOWA  
 EXPENDITURES FOR OBJECT CLASSES 418 AND 510

Page: 145 of 191  
 Run Date: 09/24/2014  
 Run Time: 04:00:04 AM

Month	Department	Department Name	Object Class	Object	Object Name	Posting Am
September	553	IPERS	510	3930	Server Misc,Parts,Supplies,Consumable	578.00
				3940	Server HW Maintenance,Consumable	13,780.10
				3950	Server SW Maintenance,Consumable	11,587.10
				4011	Network HW Purchase or Lease-Inventory	15,346.70
				4030	Network Misc,Parts,Supplies,Consumable	4,387.00
				4040	Network HW Maintenance,Consumable	1,418.78
				4710	Printer HW Purchase or Lease-Non Inventory	1,096.68
				4730	Printer Misc,Parts,Supplies,Consumable	282.00
				4740	Printer HW Maintenance,Consumable	6,749.42
October				3810	Desktop HW Purchase or Lease-Non Inventory	1,029.00
				3830	Desktop Misc,Parts,Supplies,Consumable	41.25
				3850	Desktop SW Maintenance,Consumable	17,087.20
				3950	Server SW Maintenance,Consumable	2,216.07
				4010	Network HW Purchase or Lease-Non Inventory	141.68
				4740	Printer HW Maintenance,Consumable	95.00
November				3810	Desktop HW Purchase or Lease-Non Inventory	3,744.00
				4011	Network HW Purchase or Lease-Inventory	23,569.61
				4020	Network SW Purchase or License	1,675.50
				4030	Network Misc,Parts,Supplies,Consumable	1,199.96
				4710	Printer HW Purchase or Lease-Non Inventory	1,325.87
December				3810	Desktop HW Purchase or Lease-Non Inventory	1,383.00
				3820	Desktop SW Purchase or License	611,287.60
				3930	Server Misc,Parts,Supplies,Consumable	14,305.11
				3940	Server HW Maintenance,Consumable	215.83
				3950	Server SW Maintenance,Consumable	181,274.50

Report ID: TGB  
Source: I/3 Finance  
Budget FY: 2014

STATE OF IOWA  
EXPENDITURES FOR OBJECT CLASSES 418 AND 510

Page: 146 of 191  
Run Date: 09/24/2014  
Run Time: 04:00:04 AM

Month	Department	Department Name	Object Class	Object	Object Name	Posting Am
December	553	IPERS	510	4040	Network HW Maintenance,Consumable	705.00
				4730	Printer Misc,Parts,Supplies,Consumable	241.37
January				3920	Server SW Purchase or License	5,610.78
				3950	Server SW Maintenance,Consumable	70,371.30
February				3830	Desktop Misc,Parts,Supplies,Consumable	1,783.57
				4010	Network HW Purchase or Lease-Non Inventory	24,210.00
				4030	Network Misc,Parts,Supplies,Consumable	3,289.00
				4040	Network HW Maintenance,Consumable	1,719.90
				4710	Printer HW Purchase or Lease-Non Inventory	1,852.57
March				3820	Desktop SW Purchase or License	1,644.99
				3830	Desktop Misc,Parts,Supplies,Consumable	930.97
				3911	Server HW Purchase or Lease-Inventory	22,668.70
				3920	Server SW Purchase or License	3,405.50
				3950	Server SW Maintenance,Consumable	5,284.38
				4030	Network Misc,Parts,Supplies,Consumable	650.00
April				3810	Desktop HW Purchase or Lease-Non Inventory	1,335.80
				3830	Desktop Misc,Parts,Supplies,Consumable	1,158.76
				3940	Server HW Maintenance,Consumable	3,465.32
				3950	Server SW Maintenance,Consumable	285.00
				4010	Network HW Purchase or Lease-Non Inventory	5,200.00
				4011	Network HW Purchase or Lease-Inventory	(13,069.61)
				4030	Network Misc,Parts,Supplies,Consumable	6,607.82
				4040	Network HW Maintenance,Consumable	1,286.79
				4740	Printer HW Maintenance,Consumable	6,401.65
May				3810	Desktop HW Purchase or Lease-Non Inventory	10,715.36

Report ID: TGB  
 Source: I/3 Finance  
 Budget FY: 2014

STATE OF IOWA  
 EXPENDITURES FOR OBJECT CLASSES 418 AND 510

Page: 147 of 191  
 Run Date: 09/24/2014  
 Run Time: 04:00:04 AM

Month	Department	Department Name	Object Class	Object	Object Name	Posting Am
May	553	IPERS	510	3820	Desktop SW Purchase or License	1,592.50
				3830	Desktop Misc,Parts,Supplies,Consumable	2,250.00
				3910	Server HW Purchase or Lease-Non Inventory	12,086.50
				3920	Server SW Purchase or License	8,324.80
				3950	Server SW Maintenance,Consumable	68,702.00
				4730	Printer Misc,Parts,Supplies,Consumable	55.00
June				3810	Desktop HW Purchase or Lease-Non Inventory	15,143.23
				3830	Desktop Misc,Parts,Supplies,Consumable	2,903.12
				3910	Server HW Purchase or Lease-Non Inventory	(9,871.15)
				3920	Server SW Purchase or License	787.50
				3950	Server SW Maintenance,Consumable	15,314.13
				4010	Network HW Purchase or Lease-Non Inventory	631.51
				4710	Printer HW Purchase or Lease-Non Inventory	12,058.00
July (H/O)				3830	Desktop Misc,Parts,Supplies,Consumable	4,789.97
				3850	Desktop SW Maintenance,Consumable	1,372.06
				3940	Server HW Maintenance,Consumable	824.00
				3950	Server SW Maintenance,Consumable	3,126.50
August (H/O)				3950	Server SW Maintenance,Consumable	2,016.00
	<b>553</b>	<b>IPERS</b>	<b>510</b>		<b>Sum:</b>	<b>1,432,390.88</b>

Month	Department	Department Name	Object Class	Object	Object Name	Posting Am
June	572	Public Employment Relations	418	4181	IT Professional Services	45,000.00
	<b>572</b>	<b>Public Employment Relations</b>	<b>418</b>		<b>Sum:</b>	<b>45,000.00</b>

Month	Department	Department Name	Object Class	Object	Object Name	Posting Am
-------	------------	-----------------	--------------	--------	-------------	------------

Report ID: TGB  
 Source: I/3 Finance  
 Budget FY: 2014

STATE OF IOWA  
 EXPENDITURES FOR OBJECT CLASSES 418 AND 510

Page: 148 of 191  
 Run Date: 09/24/2014  
 Run Time: 04:00:04 AM

Month	Department	Department Name	Object Class	Object	Object Name	Posting Am
December	572	Public Employment Relations	510	3820	Desktop SW Purchase or License	437.40
July (H/O)				3820	Desktop SW Purchase or License	1,215.68
				3830	Desktop Misc,Parts,Supplies,Consumable	1,533.10
	<b>572</b>	<b>Public Employment Relations</b>	<b>510</b>		<b>Sum:</b>	<b>3,186.18</b>

Month	Department	Department Name	Object Class	Object	Object Name	Posting Am
February	582	Public Defense, Dept Of	418	4181	IT Professional Services	1,140.00
May				4181	IT Professional Services	60.00
	<b>582</b>	<b>Public Defense, Dept Of</b>	<b>418</b>		<b>Sum:</b>	<b>1,200.00</b>

Month	Department	Department Name	Object Class	Object	Object Name	Posting Am
July	582	Public Defense, Dept Of	510	3920	Server SW Purchase or License	4,636.00
				4730	Printer Misc,Parts,Supplies,Consumable	102.25
				4740	Printer HW Maintenance,Consumable	139.50
August				3820	Desktop SW Purchase or License	12,610.84
				4030	Network Misc,Parts,Supplies,Consumable	200.14
September				3850	Desktop SW Maintenance,Consumable	303.54
				3920	Server SW Purchase or License	40,878.40
October				3810	Desktop HW Purchase or Lease-Non Inventory	7,091.80
				3820	Desktop SW Purchase or License	147.03
				3911	Server HW Purchase or Lease-Inventory	68,625.00
				3920	Server SW Purchase or License	11,620.00
				3950	Server SW Maintenance,Consumable	520.68
				4011	Network HW Purchase or Lease-Inventory	53,371.20
				4030	Network Misc,Parts,Supplies,Consumable	1,303.87

Report ID: TGB  
 Source: I/3 Finance  
 Budget FY: 2014

STATE OF IOWA  
 EXPENDITURES FOR OBJECT CLASSES 418 AND 510

Page: 149 of 191  
 Run Date: 09/24/2014  
 Run Time: 04:00:04 AM

Month	Department	Department Name	Object Class	Object	Object Name	Posting Am
October	582	Public Defense, Dept Of	510	4710	Printer HW Purchase or Lease-Non Inventory	573.75
				4730	Printer Misc,Parts,Supplies,Consumable	47.50
November				3820	Desktop SW Purchase or License	1,655.00
				3920	Server SW Purchase or License	6,365.78
				3930	Server Misc,Parts,Supplies,Consumable	34.01
				3950	Server SW Maintenance,Consumable	1,640.00
				4040	Network HW Maintenance,Consumable	1,643.05
December				3950	Server SW Maintenance,Consumable	15.00
				4030	Network Misc,Parts,Supplies,Consumable	2,202.34
				4740	Printer HW Maintenance,Consumable	118.55
January				3911	Server HW Purchase or Lease-Inventory	33,000.00
				3920	Server SW Purchase or License	717.30
				3930	Server Misc,Parts,Supplies,Consumable	47.00
				3940	Server HW Maintenance,Consumable	1,147.00
				4030	Network Misc,Parts,Supplies,Consumable	806.83
February				3811	Desktop HW Purchase or Lease-Inventory	96.40
				3820	Desktop SW Purchase or License	8,722.36
				3950	Server SW Maintenance,Consumable	5,293.36
				4730	Printer Misc,Parts,Supplies,Consumable	285.00
March				3810	Desktop HW Purchase or Lease-Non Inventory	1,255.76
				3811	Desktop HW Purchase or Lease-Inventory	444.22
				3830	Desktop Misc,Parts,Supplies,Consumable	309.17
				3850	Desktop SW Maintenance,Consumable	430.00
				3911	Server HW Purchase or Lease-Inventory	144.60
				3920	Server SW Purchase or License	614.24



Report ID: TGB  
Source: I/3 Finance  
Budget FY: 2014

STATE OF IOWA  
EXPENDITURES FOR OBJECT CLASSES 418 AND 510

Page: 150 of 191  
Run Date: 09/24/2014  
Run Time: 04:00:04 AM

Month	Department	Department Name	Object Class	Object	Object Name	Posting Am
March	582	Public Defense, Dept Of	510	3950	Server SW Maintenance,Consumable	(4,042.09)
				4030	Network Misc,Parts,Supplies,Consumable	1,178.41
				4730	Printer Misc,Parts,Supplies,Consumable	48.75
April				3811	Desktop HW Purchase or Lease-Inventory	1,883.52
				3820	Desktop SW Purchase or License	137.46
				3930	Server Misc,Parts,Supplies,Consumable	150.00
				3950	Server SW Maintenance,Consumable	2,420.50
				4030	Network Misc,Parts,Supplies,Consumable	1,423.62
				4730	Printer Misc,Parts,Supplies,Consumable	516.25
May				3811	Desktop HW Purchase or Lease-Inventory	3,900.00
				3820	Desktop SW Purchase or License	1,239.92
				3830	Desktop Misc,Parts,Supplies,Consumable	605.09
				3920	Server SW Purchase or License	4,018.00
				3930	Server Misc,Parts,Supplies,Consumable	288.66
				3950	Server SW Maintenance,Consumable	4,962.50
				4030	Network Misc,Parts,Supplies,Consumable	4,236.19
				4730	Printer Misc,Parts,Supplies,Consumable	877.67
June				3810	Desktop HW Purchase or Lease-Non Inventory	36,994.19
				3811	Desktop HW Purchase or Lease-Inventory	5,939.20
				3820	Desktop SW Purchase or License	6,765.89
				3830	Desktop Misc,Parts,Supplies,Consumable	697.57
				3850	Desktop SW Maintenance,Consumable	650.00
				3920	Server SW Purchase or License	321.99
				3930	Server Misc,Parts,Supplies,Consumable	16,975.00
				4020	Network SW Purchase or License	4,879.71

Report ID: TGB  
 Source: I/3 Finance  
 Budget FY: 2014

STATE OF IOWA  
 EXPENDITURES FOR OBJECT CLASSES 418 AND 510

Page: 151 of 191  
 Run Date: 09/24/2014  
 Run Time: 04:00:04 AM

Month	Department	Department Name	Object Class	Object	Object Name	Posting Am
June	582	Public Defense, Dept Of	510	4030	Network Misc,Parts,Supplies,Consumable	4,049.70
				4711	Printer HW Purchase or Lease-Inventory	4,516.58
				4720	Printer SW Purchase or License	525.00
July (H/O)				3911	Server HW Purchase or Lease-Inventory	757.74
				3920	Server SW Purchase or License	3,580.00
August (H/O)				3911	Server HW Purchase or Lease-Inventory	851.14
				4030	Network Misc,Parts,Supplies,Consumable	458.19
	<b>582</b>	<b>Public Defense, Dept Of</b>	<b>510</b>		<b>Sum:</b>	<b>380,964.82</b>

Month	Department	Department Name	Object Class	Object	Object Name	Posting Am
February	583	Dept of Homeland Security and Emergency I	418	4181	IT Professional Services	327.00
	<b>583</b>	<b>Dept of Homeland Security and Emergenc</b>	<b>418</b>		<b>Sum:</b>	<b>327.00</b>

Month	Department	Department Name	Object Class	Object	Object Name	Posting Am
July	583	Dept of Homeland Security and Emergency I	510	3810	Desktop HW Purchase or Lease-Non Inventory	1,774.72
August				3810	Desktop HW Purchase or Lease-Non Inventory	7,214.32
				3820	Desktop SW Purchase or License	4.99
September				3820	Desktop SW Purchase or License	7,000.00
				3910	Server HW Purchase or Lease-Non Inventory	1,204.40
				3920	Server SW Purchase or License	3,873.54
				3930	Server Misc,Parts,Supplies,Consumable	1,510.00
				3950	Server SW Maintenance,Consumable	15,900.00
October				3820	Desktop SW Purchase or License	19,693.20
				3910	Server HW Purchase or Lease-Non Inventory	3,983.33
				3920	Server SW Purchase or License	70,380.10

Report ID: TGB  
Source: I/3 Finance  
Budget FY: 2014

STATE OF IOWA  
EXPENDITURES FOR OBJECT CLASSES 418 AND 510

Page: 152 of 191  
Run Date: 09/24/2014  
Run Time: 04:00:04 AM

Month	Department	Department Name	Object Class	Object	Object Name	Posting Am
October	583	Dept of Homeland Security and Emergency I	510	3950	Server SW Maintenance,Consumable	11,000.00
November				3810	Desktop HW Purchase or Lease-Non Inventory	3,915.39
				3820	Desktop SW Purchase or License	2,051.13
				3830	Desktop Misc,Parts,Supplies,Consumable	383.14
				3950	Server SW Maintenance,Consumable	13,469.86
December				3830	Desktop Misc,Parts,Supplies,Consumable	81.02
				3920	Server SW Purchase or License	50,000.00
				3950	Server SW Maintenance,Consumable	2,500.00
January				3820	Desktop SW Purchase or License	1,896.00
				3830	Desktop Misc,Parts,Supplies,Consumable	73.59
February				3950	Server SW Maintenance,Consumable	2,500.00
March				3810	Desktop HW Purchase or Lease-Non Inventory	116.00
				3950	Server SW Maintenance,Consumable	4,042.09
April				3830	Desktop Misc,Parts,Supplies,Consumable	109.98
				3920	Server SW Purchase or License	3,359.40
				3950	Server SW Maintenance,Consumable	8,333.00
				4710	Printer HW Purchase or Lease-Non Inventory	169.00
May				3810	Desktop HW Purchase or Lease-Non Inventory	2,047.68
				3820	Desktop SW Purchase or License	1,364.52
				3830	Desktop Misc,Parts,Supplies,Consumable	22.51
June				3820	Desktop SW Purchase or License	199.99
				3911	Server HW Purchase or Lease-Inventory	12,420.62
				3920	Server SW Purchase or License	35,714.53
				4010	Network HW Purchase or Lease-Non Inventory	2,781.26
July (H/O)				3820	Desktop SW Purchase or License	111,136.61

Report ID: TGB  
 Source: I/3 Finance  
 Budget FY: 2014

STATE OF IOWA  
 EXPENDITURES FOR OBJECT CLASSES 418 AND 510

Page: 153 of 191  
 Run Date: 09/24/2014  
 Run Time: 04:00:04 AM

Month	Department	Department Name	Object Class	Object	Object Name	Posting Am
July (H/O)	583	Dept of Homeland Security and Emergency I	510	3911	Server HW Purchase or Lease-Inventory	8,115.94
				3920	Server SW Purchase or License	24,062.37
				3950	Server SW Maintenance,Consumable	11,250.00
				4010	Network HW Purchase or Lease-Non Inventory	6,355.38
August (H/O)				3920	Server SW Purchase or License	20,000.00
	<b>583</b>	<b>Dept of Homeland Security and Emergenc</b>	<b>510</b>		<b>Sum:</b>	<b>472,009.61</b>

Month	Department	Department Name	Object Class	Object	Object Name	Posting Am
July	588	Public Health, Dept Of	418	4181	IT Professional Services	6,875.00
August				4181	IT Professional Services	29,760.31
September				4181	IT Professional Services	123,397.71
				4184	IT Technical Consultants	1,603.95
October				4181	IT Professional Services	277,750.83
				4184	IT Technical Consultants	1,509.60
November				4181	IT Professional Services	135,557.53
				4184	IT Technical Consultants	16,488.62
December				4181	IT Professional Services	195,705.28
				4184	IT Technical Consultants	24,108.23
January				4181	IT Professional Services	223,879.23
				4184	IT Technical Consultants	43,753.29
February				4181	IT Professional Services	87,784.75
March				4181	IT Professional Services	558,229.05
				4184	IT Technical Consultants	73,939.92
April				4181	IT Professional Services	582,150.62
				4184	IT Technical Consultants	50,978.83

Report ID: TGB  
 Source: I/3 Finance  
 Budget FY: 2014

STATE OF IOWA  
 EXPENDITURES FOR OBJECT CLASSES 418 AND 510

Page: 154 of 191  
 Run Date: 09/24/2014  
 Run Time: 04:00:04 AM

Month	Department	Department Name	Object Class	Object	Object Name	Posting Am
May	588	Public Health, Dept Of	418	4181	IT Professional Services	151,239.00
				4184	IT Technical Consultants	9,914.08
June				4181	IT Professional Services	574,383.63
				4184	IT Technical Consultants	90,891.13
July (H/O)				4181	IT Professional Services	97,343.09
				4184	IT Technical Consultants	64,633.34
August (H/O)				4181	IT Professional Services	420,490.08
				4184	IT Technical Consultants	2,914.00
	<b>588</b>	<b>Public Health, Dept Of</b>	<b>418</b>		<b>Sum:</b>	<b>3,845,281.10</b>

Month	Department	Department Name	Object Class	Object	Object Name	Posting Am
July	588	Public Health, Dept Of	510	3810	Desktop HW Purchase or Lease-Non Inventory	1,535.00
				3820	Desktop SW Purchase or License	748.59
				3830	Desktop Misc,Parts,Supplies,Consumable	916.75
				3911	Server HW Purchase or Lease-Inventory	4,661.67
				3920	Server SW Purchase or License	13,372.20
				3930	Server Misc,Parts,Supplies,Consumable	680.84
				3940	Server HW Maintenance,Consumable	395.00
				3950	Server SW Maintenance,Consumable	16,693.49
				4020	Network SW Purchase or License	1,947.40
				4710	Printer HW Purchase or Lease-Non Inventory	1,299.00
				4730	Printer Misc,Parts,Supplies,Consumable	757.00
August				3810	Desktop HW Purchase or Lease-Non Inventory	10,220.54
				3820	Desktop SW Purchase or License	7,816.94
				3830	Desktop Misc,Parts,Supplies,Consumable	4,075.32

Report ID: TGB  
 Source: I/3 Finance  
 Budget FY: 2014

STATE OF IOWA  
 EXPENDITURES FOR OBJECT CLASSES 418 AND 510

Page: 155 of 191  
 Run Date: 09/24/2014  
 Run Time: 04:00:04 AM

Month	Department	Department Name	Object Class	Object	Object Name	Posting Am
August	588	Public Health, Dept Of	510	3850	Desktop SW Maintenance,Consumable	500.46
				3920	Server SW Purchase or License	3,307.63
				3930	Server Misc,Parts,Supplies,Consumable	4,236.48
				3950	Server SW Maintenance,Consumable	3,500.00
				4020	Network SW Purchase or License	1,202.74
				4040	Network HW Maintenance,Consumable	2,985.64
				4710	Printer HW Purchase or Lease-Non Inventory	199.00
				4730	Printer Misc,Parts,Supplies,Consumable	757.00
				4740	Printer HW Maintenance,Consumable	445.35
September				3810	Desktop HW Purchase or Lease-Non Inventory	3,770.95
				3820	Desktop SW Purchase or License	2,327.01
				3830	Desktop Misc,Parts,Supplies,Consumable	8,605.09
				3850	Desktop SW Maintenance,Consumable	324.99
				3920	Server SW Purchase or License	370,126.03
				3940	Server HW Maintenance,Consumable	182.00
				3950	Server SW Maintenance,Consumable	3,500.00
				4020	Network SW Purchase or License	14,675.40
				4740	Printer HW Maintenance,Consumable	(343.04)
October				3810	Desktop HW Purchase or Lease-Non Inventory	129,731.19
				3820	Desktop SW Purchase or License	68,830.10
				3830	Desktop Misc,Parts,Supplies,Consumable	69.48
				3850	Desktop SW Maintenance,Consumable	360.00
				3910	Server HW Purchase or Lease-Non Inventory	1,790.50
				3930	Server Misc,Parts,Supplies,Consumable	5,335.82
				3950	Server SW Maintenance,Consumable	3,500.00

Report ID: TGB  
Source: I/3 Finance  
Budget FY: 2014

STATE OF IOWA  
EXPENDITURES FOR OBJECT CLASSES 418 AND 510

Page: 156 of 191  
Run Date: 09/24/2014  
Run Time: 04:00:04 AM

Month	Department	Department Name	Object Class	Object	Object Name	Posting Am
October	588	Public Health, Dept Of	510	4710	Printer HW Purchase or Lease-Non Inventory	694.00
				4730	Printer Misc,Parts,Supplies,Consumable	246.00
				4740	Printer HW Maintenance,Consumable	169.16
November				3810	Desktop HW Purchase or Lease-Non Inventory	46,158.34
				3820	Desktop SW Purchase or License	1,527.50
				3830	Desktop Misc,Parts,Supplies,Consumable	2,395.37
				3850	Desktop SW Maintenance,Consumable	10,365.00
				3930	Server Misc,Parts,Supplies,Consumable	72,938.35
				3950	Server SW Maintenance,Consumable	3,500.00
				4710	Printer HW Purchase or Lease-Non Inventory	4,346.85
December				3810	Desktop HW Purchase or Lease-Non Inventory	29,629.03
				3820	Desktop SW Purchase or License	4,417.28
				3830	Desktop Misc,Parts,Supplies,Consumable	42,597.03
				3840	Desktop HW Maintenance,Consumable	1,775.00
				3850	Desktop SW Maintenance,Consumable	2,966.35
				3930	Server Misc,Parts,Supplies,Consumable	35,654.42
				3950	Server SW Maintenance,Consumable	3,500.00
				4030	Network Misc,Parts,Supplies,Consumable	8.47
				4710	Printer HW Purchase or Lease-Non Inventory	218.00
January				3810	Desktop HW Purchase or Lease-Non Inventory	47,930.87
				3820	Desktop SW Purchase or License	6,370.42
				3830	Desktop Misc,Parts,Supplies,Consumable	4,120.83
				3910	Server HW Purchase or Lease-Non Inventory	9,565.00
				3920	Server SW Purchase or License	4,920.00
				3930	Server Misc,Parts,Supplies,Consumable	1,960.00

Report ID: TGB  
 Source: I/3 Finance  
 Budget FY: 2014

STATE OF IOWA  
 EXPENDITURES FOR OBJECT CLASSES 418 AND 510

Page: 157 of 191  
 Run Date: 09/24/2014  
 Run Time: 04:00:04 AM

Month	Department	Department Name	Object Class	Object	Object Name	Posting Am
January	588	Public Health, Dept Of	510	3950	Server SW Maintenance,Consumable	3,500.00
				4020	Network SW Purchase or License	187.00
				4740	Printer HW Maintenance,Consumable	647.61
February				3820	Desktop SW Purchase or License	17,370.83
				3830	Desktop Misc,Parts,Supplies,Consumable	3,148.17
				3850	Desktop SW Maintenance,Consumable	413.49
				3920	Server SW Purchase or License	14,040.82
				3930	Server Misc,Parts,Supplies,Consumable	182.85
				3950	Server SW Maintenance,Consumable	3,500.00
				4020	Network SW Purchase or License	275,682.71
				4710	Printer HW Purchase or Lease-Non Inventory	119.00
				4730	Printer Misc,Parts,Supplies,Consumable	1,849.00
March				3810	Desktop HW Purchase or Lease-Non Inventory	13,149.90
				3820	Desktop SW Purchase or License	5,533.95
				3830	Desktop Misc,Parts,Supplies,Consumable	4,751.37
				3910	Server HW Purchase or Lease-Non Inventory	96.63
				3920	Server SW Purchase or License	15,645.00
				3940	Server HW Maintenance,Consumable	2,913.30
				3950	Server SW Maintenance,Consumable	3,500.00
				4011	Network HW Purchase or Lease-Inventory	17,541.00
				4020	Network SW Purchase or License	32,385.00
				4710	Printer HW Purchase or Lease-Non Inventory	408.39
				4730	Printer Misc,Parts,Supplies,Consumable	56.00
April				3810	Desktop HW Purchase or Lease-Non Inventory	32,450.55
				3820	Desktop SW Purchase or License	1,311.43



Report ID: TGB  
Source: I/3 Finance  
Budget FY: 2014

STATE OF IOWA  
EXPENDITURES FOR OBJECT CLASSES 418 AND 510

Page: 158 of 191  
Run Date: 09/24/2014  
Run Time: 04:00:04 AM

Month	Department	Department Name	Object Class	Object	Object Name	Posting Am
April	588	Public Health, Dept Of	510	3830	Desktop Misc,Parts,Supplies,Consumable	9,487.85
				3910	Server HW Purchase or Lease-Non Inventory	2,536.00
				3920	Server SW Purchase or License	1,637.00
				3930	Server Misc,Parts,Supplies,Consumable	12,361.00
				4010	Network HW Purchase or Lease-Non Inventory	932.00
				4030	Network Misc,Parts,Supplies,Consumable	188.00
				4710	Printer HW Purchase or Lease-Non Inventory	398.99
				4730	Printer Misc,Parts,Supplies,Consumable	3,056.00
				4740	Printer HW Maintenance,Consumable	380.88
May				3810	Desktop HW Purchase or Lease-Non Inventory	15,553.19
				3820	Desktop SW Purchase or License	2,896.54
				3830	Desktop Misc,Parts,Supplies,Consumable	137.48
				3850	Desktop SW Maintenance,Consumable	413.49
				3920	Server SW Purchase or License	33,122.34
				3930	Server Misc,Parts,Supplies,Consumable	12,296.74
				3950	Server SW Maintenance,Consumable	18,950.00
				4710	Printer HW Purchase or Lease-Non Inventory	1,734.10
				4740	Printer HW Maintenance,Consumable	149.98
June				3810	Desktop HW Purchase or Lease-Non Inventory	11,684.70
				3820	Desktop SW Purchase or License	10,237.12
				3830	Desktop Misc,Parts,Supplies,Consumable	11,364.84
				3910	Server HW Purchase or Lease-Non Inventory	2,286.13
				3920	Server SW Purchase or License	29,445.68
				3930	Server Misc,Parts,Supplies,Consumable	447.80
				3950	Server SW Maintenance,Consumable	17,900.00

Report ID: TGB  
 Source: I/3 Finance  
 Budget FY: 2014

STATE OF IOWA  
 EXPENDITURES FOR OBJECT CLASSES 418 AND 510

Page: 159 of 191  
 Run Date: 09/24/2014  
 Run Time: 04:00:04 AM

Month	Department	Department Name	Object Class	Object	Object Name	Posting Am
June	588	Public Health, Dept Of	510	4710	Printer HW Purchase or Lease-Non Inventory	1,389.00
				4711	Printer HW Purchase or Lease-Inventory	414.80
				4730	Printer Misc,Parts,Supplies,Consumable	628.00
July (H/O)				3810	Desktop HW Purchase or Lease-Non Inventory	10,345.95
				3820	Desktop SW Purchase or License	2,793.99
				3830	Desktop Misc,Parts,Supplies,Consumable	1,438.43
				3920	Server SW Purchase or License	(17,894.40)
				3930	Server Misc,Parts,Supplies,Consumable	52,375.00
				3950	Server SW Maintenance,Consumable	19,700.00
				4020	Network SW Purchase or License	34,238.00
				4740	Printer HW Maintenance,Consumable	135.21
August (H/O)				3810	Desktop HW Purchase or Lease-Non Inventory	1,586.20
				3820	Desktop SW Purchase or License	202.19
				3830	Desktop Misc,Parts,Supplies,Consumable	(450.02)
				4020	Network SW Purchase or License	21,168.80
				4740	Printer HW Maintenance,Consumable	490.49
	<b>588</b>	<b>Public Health, Dept Of</b>	<b>510</b>		<b>Sum:</b>	<b>1,811,556.32</b>

Month	Department	Department Name	Object Class	Object	Object Name	Posting Am
July (H/O)	592	Public Information Board	510	3820	Desktop SW Purchase or License	4,657.50
	<b>592</b>	<b>Public Information Board</b>	<b>510</b>		<b>Sum:</b>	<b>4,657.50</b>

Month	Department	Department Name	Object Class	Object	Object Name	Posting Am
August	595	Public Safety, Dept Of	418	4181	IT Professional Services	10,397.50

Report ID: TGB  
 Source: I/3 Finance  
 Budget FY: 2014

STATE OF IOWA  
 EXPENDITURES FOR OBJECT CLASSES 418 AND 510

Page: 160 of 191  
 Run Date: 09/24/2014  
 Run Time: 04:00:04 AM

Month	Department	Department Name	Object Class	Object	Object Name	Posting Am
September	595	Public Safety, Dept Of	418	4181	IT Professional Services	5,905.40
October				4181	IT Professional Services	32,360.00
November				4181	IT Professional Services	168,574.00
December				4181	IT Professional Services	28,356.50
January				4181	IT Professional Services	239,594.00
February				4181	IT Professional Services	57,919.00
March				4181	IT Professional Services	21,384.60
April				4181	IT Professional Services	12,719.00
May				4181	IT Professional Services	14,458.00
June				4181	IT Professional Services	27,101.96
July (H/O)				4181	IT Professional Services	278,328.00
August (H/O)				4184	IT Technical Consultants	2,378.64
	<b>595</b>	<b>Public Safety, Dept Of</b>	<b>418</b>		<b>Sum:</b>	<b>899,476.60</b>

Month	Department	Department Name	Object Class	Object	Object Name	Posting Am
July	595	Public Safety, Dept Of	510	3820	Desktop SW Purchase or License	2,738.52
				3920	Server SW Purchase or License	800.00
				3950	Server SW Maintenance,Consumable	111,586.16
August				3810	Desktop HW Purchase or Lease-Non Inventory	28,403.99
				3820	Desktop SW Purchase or License	7,340.94
				3830	Desktop Misc,Parts,Supplies,Consumable	10,970.71
				3840	Desktop HW Maintenance,Consumable	840.00
				3850	Desktop SW Maintenance,Consumable	1,950.00
				3920	Server SW Purchase or License	267.30
				3930	Server Misc,Parts,Supplies,Consumable	3,028.35

Report ID: TGB  
 Source: I/3 Finance  
 Budget FY: 2014

STATE OF IOWA  
 EXPENDITURES FOR OBJECT CLASSES 418 AND 510

Page: 161 of 191  
 Run Date: 09/24/2014  
 Run Time: 04:00:04 AM

Month	Department	Department Name	Object Class	Object	Object Name	Posting Am
August	595	Public Safety, Dept Of	510	4010	Network HW Purchase or Lease-Non Inventory	657.82
				4710	Printer HW Purchase or Lease-Non Inventory	299.00
				4730	Printer Misc,Parts,Supplies,Consumable	446.75
September				3810	Desktop HW Purchase or Lease-Non Inventory	69.00
				3820	Desktop SW Purchase or License	2,234.31
				3830	Desktop Misc,Parts,Supplies,Consumable	1,807.89
				3850	Desktop SW Maintenance,Consumable	187.14
				3920	Server SW Purchase or License	4,645.30
				3930	Server Misc,Parts,Supplies,Consumable	75.76
				3950	Server SW Maintenance,Consumable	84,052.69
				4030	Network Misc,Parts,Supplies,Consumable	1,626.64
				4050	Network SW Maintenance,Consumable	6,802.53
				4710	Printer HW Purchase or Lease-Non Inventory	1,437.21
				4730	Printer Misc,Parts,Supplies,Consumable	1,203.86
October				3810	Desktop HW Purchase or Lease-Non Inventory	6,973.18
				3820	Desktop SW Purchase or License	16,362.36
				3830	Desktop Misc,Parts,Supplies,Consumable	11,146.92
				3840	Desktop HW Maintenance,Consumable	518.00
				3850	Desktop SW Maintenance,Consumable	5,407.82
				3940	Server HW Maintenance,Consumable	39,475.54
				3950	Server SW Maintenance,Consumable	40,943.68
				4030	Network Misc,Parts,Supplies,Consumable	166.48
				4710	Printer HW Purchase or Lease-Non Inventory	688.98
				4730	Printer Misc,Parts,Supplies,Consumable	519.96
November				3810	Desktop HW Purchase or Lease-Non Inventory	1,750.02

Report ID: TGB  
 Source: I/3 Finance  
 Budget FY: 2014

STATE OF IOWA  
 EXPENDITURES FOR OBJECT CLASSES 418 AND 510

Page: 162 of 191  
 Run Date: 09/24/2014  
 Run Time: 04:00:04 AM

Month	Department	Department Name	Object Class	Object	Object Name	Posting Am
November	595	Public Safety, Dept Of	510	3820	Desktop SW Purchase or License	6,950.00
				3830	Desktop Misc,Parts,Supplies,Consumable	4,365.98
				3840	Desktop HW Maintenance,Consumable	427.76
				3930	Server Misc,Parts,Supplies,Consumable	2,305.99
				3950	Server SW Maintenance,Consumable	151,483.60
				4710	Printer HW Purchase or Lease-Non Inventory	229.00
December				3810	Desktop HW Purchase or Lease-Non Inventory	24,646.04
				3820	Desktop SW Purchase or License	2,042.31
				3830	Desktop Misc,Parts,Supplies,Consumable	49,645.57
				3840	Desktop HW Maintenance,Consumable	99.00
				3850	Desktop SW Maintenance,Consumable	3,900.00
				3910	Server HW Purchase or Lease-Non Inventory	4,649.57
				3930	Server Misc,Parts,Supplies,Consumable	304.06
				3940	Server HW Maintenance,Consumable	1,152.41
				3950	Server SW Maintenance,Consumable	19,801.42
				4010	Network HW Purchase or Lease-Non Inventory	(1,643.22)
				4040	Network HW Maintenance,Consumable	47,538.84
				4710	Printer HW Purchase or Lease-Non Inventory	828.00
January				3810	Desktop HW Purchase or Lease-Non Inventory	24,660.47
				3820	Desktop SW Purchase or License	7,542.69
				3830	Desktop Misc,Parts,Supplies,Consumable	31,796.95
				3840	Desktop HW Maintenance,Consumable	812.00
				3850	Desktop SW Maintenance,Consumable	947.24
				3920	Server SW Purchase or License	331.48
				3930	Server Misc,Parts,Supplies,Consumable	868.06

Report ID: TGB  
 Source: I/3 Finance  
 Budget FY: 2014

STATE OF IOWA  
 EXPENDITURES FOR OBJECT CLASSES 418 AND 510

Page: 163 of 191  
 Run Date: 09/24/2014  
 Run Time: 04:00:04 AM

Month	Department	Department Name	Object Class	Object	Object Name	Posting Am
January	595	Public Safety, Dept Of	510	3950	Server SW Maintenance,Consumable	10,413.15
				4010	Network HW Purchase or Lease-Non Inventory	54.99
				4030	Network Misc,Parts,Supplies,Consumable	(166.48)
				4710	Printer HW Purchase or Lease-Non Inventory	1,083.02
				4730	Printer Misc,Parts,Supplies,Consumable	177.21
February				3810	Desktop HW Purchase or Lease-Non Inventory	12,978.52
				3820	Desktop SW Purchase or License	11,224.89
				3830	Desktop Misc,Parts,Supplies,Consumable	22,134.49
				3840	Desktop HW Maintenance,Consumable	1,438.00
				3850	Desktop SW Maintenance,Consumable	1,430.90
				3920	Server SW Purchase or License	7,601.60
				3930	Server Misc,Parts,Supplies,Consumable	6,647.24
				3950	Server SW Maintenance,Consumable	3,646.15
				4010	Network HW Purchase or Lease-Non Inventory	(4,500.00)
				4030	Network Misc,Parts,Supplies,Consumable	126.75
				4710	Printer HW Purchase or Lease-Non Inventory	6,021.99
				4730	Printer Misc,Parts,Supplies,Consumable	498.65
March				3810	Desktop HW Purchase or Lease-Non Inventory	7,262.10
				3820	Desktop SW Purchase or License	22,952.41
				3830	Desktop Misc,Parts,Supplies,Consumable	11,073.86
				3840	Desktop HW Maintenance,Consumable	352.72
				3850	Desktop SW Maintenance,Consumable	14,616.11
				3910	Server HW Purchase or Lease-Non Inventory	2,387.10
				3920	Server SW Purchase or License	4,125.00
				3930	Server Misc,Parts,Supplies,Consumable	3,125.79

Report ID: TGB  
Source: I/3 Finance  
Budget FY: 2014

STATE OF IOWA  
EXPENDITURES FOR OBJECT CLASSES 418 AND 510

Page: 164 of 191  
Run Date: 09/24/2014  
Run Time: 04:00:04 AM

Month	Department	Department Name	Object Class	Object	Object Name	Posting Am
March	595	Public Safety, Dept Of	510	3950	Server SW Maintenance,Consumable	24,100.45
				4010	Network HW Purchase or Lease-Non Inventory	467.53
				4030	Network Misc,Parts,Supplies,Consumable	133.24
				4050	Network SW Maintenance,Consumable	2,063.75
				4710	Printer HW Purchase or Lease-Non Inventory	1,235.40
April				3810	Desktop HW Purchase or Lease-Non Inventory	24,056.84
				3820	Desktop SW Purchase or License	46,856.42
				3830	Desktop Misc,Parts,Supplies,Consumable	10,960.67
				3840	Desktop HW Maintenance,Consumable	156.36
				3850	Desktop SW Maintenance,Consumable	2,856.00
				3920	Server SW Purchase or License	17,206.50
				3930	Server Misc,Parts,Supplies,Consumable	1,267.33
				3950	Server SW Maintenance,Consumable	9,900.35
				4010	Network HW Purchase or Lease-Non Inventory	2,779.97
				4011	Network HW Purchase or Lease-Inventory	12,372.25
				4030	Network Misc,Parts,Supplies,Consumable	501.40
				4040	Network HW Maintenance,Consumable	1,608.20
				4710	Printer HW Purchase or Lease-Non Inventory	6,290.48
				4730	Printer Misc,Parts,Supplies,Consumable	1,207.04
				4740	Printer HW Maintenance,Consumable	263.20
May				3810	Desktop HW Purchase or Lease-Non Inventory	5,478.34
				3820	Desktop SW Purchase or License	37,843.80
				3830	Desktop Misc,Parts,Supplies,Consumable	12,802.89
				3840	Desktop HW Maintenance,Consumable	469.08
				3850	Desktop SW Maintenance,Consumable	4,989.08

Report ID: TGB  
Source: I/3 Finance  
Budget FY: 2014

STATE OF IOWA  
EXPENDITURES FOR OBJECT CLASSES 418 AND 510

Page: 165 of 191  
Run Date: 09/24/2014  
Run Time: 04:00:04 AM

Month	Department	Department Name	Object Class	Object	Object Name	Posting Am
May	595	Public Safety, Dept Of	510	3920	Server SW Purchase or License	3,920.00
				3940	Server HW Maintenance,Consumable	538.44
				3950	Server SW Maintenance,Consumable	10,573.22
				4010	Network HW Purchase or Lease-Non Inventory	21,035.00
				4030	Network Misc,Parts,Supplies,Consumable	422.50
				4050	Network SW Maintenance,Consumable	541.25
				4730	Printer Misc,Parts,Supplies,Consumable	311.40
June				3810	Desktop HW Purchase or Lease-Non Inventory	15,910.56
				3820	Desktop SW Purchase or License	4,341.87
				3830	Desktop Misc,Parts,Supplies,Consumable	25,386.95
				3840	Desktop HW Maintenance,Consumable	1,472.00
				3850	Desktop SW Maintenance,Consumable	232,765.99
				3911	Server HW Purchase or Lease-Inventory	83,439.75
				3920	Server SW Purchase or License	118,474.65
				3930	Server Misc,Parts,Supplies,Consumable	3,694.36
				3940	Server HW Maintenance,Consumable	32,075.00
				3950	Server SW Maintenance,Consumable	106,991.61
				4010	Network HW Purchase or Lease-Non Inventory	8,501.78
				4011	Network HW Purchase or Lease-Inventory	30,864.00
				4030	Network Misc,Parts,Supplies,Consumable	7,323.00
				4040	Network HW Maintenance,Consumable	6,619.91
				4050	Network SW Maintenance,Consumable	35,400.00
				4710	Printer HW Purchase or Lease-Non Inventory	3,792.71
				4711	Printer HW Purchase or Lease-Inventory	5,285.00
				4730	Printer Misc,Parts,Supplies,Consumable	21.33



Report ID: TGB  
Source: I/3 Finance  
Budget FY: 2014

STATE OF IOWA  
EXPENDITURES FOR OBJECT CLASSES 418 AND 510

Page: 166 of 191  
Run Date: 09/24/2014  
Run Time: 04:00:04 AM

Month	Department	Department Name	Object Class	Object	Object Name	Posting Am
July (H/O)	595	Public Safety, Dept Of	510	3810	Desktop HW Purchase or Lease-Non Inventory	4,339.01
				3820	Desktop SW Purchase or License	8,140.70
				3830	Desktop Misc,Parts,Supplies,Consumable	(1,157.00)
				3840	Desktop HW Maintenance,Consumable	441.60
				3911	Server HW Purchase or Lease-Inventory	15,221.51
				3920	Server SW Purchase or License	940.00
				3930	Server Misc,Parts,Supplies,Consumable	7,288.07
				3940	Server HW Maintenance,Consumable	10,977.80
				3950	Server SW Maintenance,Consumable	19,441.34
				4010	Network HW Purchase or Lease-Non Inventory	1,890.50
				4030	Network Misc,Parts,Supplies,Consumable	2,377.56
				4050	Network SW Maintenance,Consumable	55,650.00
				4710	Printer HW Purchase or Lease-Non Inventory	888.29
August (H/O)				3810	Desktop HW Purchase or Lease-Non Inventory	8,780.08
				3820	Desktop SW Purchase or License	16,050.98
				3830	Desktop Misc,Parts,Supplies,Consumable	204,385.16
				3840	Desktop HW Maintenance,Consumable	895.52
				3850	Desktop SW Maintenance,Consumable	171.60
				3920	Server SW Purchase or License	48.33
				3950	Server SW Maintenance,Consumable	(25,476.42)
				4010	Network HW Purchase or Lease-Non Inventory	(1,493.82)
				4030	Network Misc,Parts,Supplies,Consumable	1,245.00
				4730	Printer Misc,Parts,Supplies,Consumable	285.00
	<b>595</b>	<b>Public Safety, Dept Of</b>	<b>510</b>		<b>Sum:</b>	<b>2,248,715.85</b>

Report ID: TGB  
 Source: I/3 Finance  
 Budget FY: 2014

STATE OF IOWA  
 EXPENDITURES FOR OBJECT CLASSES 418 AND 510

Page: 167 of 191  
 Run Date: 09/24/2014  
 Run Time: 04:00:04 AM

Month	Department	Department Name	Object Class	Object	Object Name	Posting Am
August	615	Regents, Board Of	510	3840	Desktop HW Maintenance,Consumable	1,238.00
September				3840	Desktop HW Maintenance,Consumable	428.50
October				3840	Desktop HW Maintenance,Consumable	2,476.00
				3940	Server HW Maintenance,Consumable	428.50
November				3940	Server HW Maintenance,Consumable	428.50
December				3840	Desktop HW Maintenance,Consumable	1,238.00
				3940	Server HW Maintenance,Consumable	428.50
January				3810	Desktop HW Purchase or Lease-Non Inventory	6,062.64
				3820	Desktop SW Purchase or License	245.00
				3840	Desktop HW Maintenance,Consumable	1,238.00
				3940	Server HW Maintenance,Consumable	428.50
February				3840	Desktop HW Maintenance,Consumable	1,238.00
				3940	Server HW Maintenance,Consumable	1,666.50
March				3810	Desktop HW Purchase or Lease-Non Inventory	419.32
				3940	Server HW Maintenance,Consumable	428.50
April				3810	Desktop HW Purchase or Lease-Non Inventory	2,498.94
				3840	Desktop HW Maintenance,Consumable	1,498.00
				3940	Server HW Maintenance,Consumable	648.92
May				3840	Desktop HW Maintenance,Consumable	2,346.00
				3940	Server HW Maintenance,Consumable	885.00
July (H/O)				3810	Desktop HW Purchase or Lease-Non Inventory	1,985.64
				3840	Desktop HW Maintenance,Consumable	1,278.00
				3940	Server HW Maintenance,Consumable	442.50
August (H/O)				3840	Desktop HW Maintenance,Consumable	442.50
				3940	Server HW Maintenance,Consumable	1,278.00

Report ID: TGB  
 Source: I/3 Finance  
 Budget FY: 2014

STATE OF IOWA  
 EXPENDITURES FOR OBJECT CLASSES 418 AND 510

Page: 168 of 191  
 Run Date: 09/24/2014  
 Run Time: 04:00:04 AM

Month	Department	Department Name	Object Class	Object	Object Name	Posting Am
	615	Regents, Board Of	510			
<b>Sum:</b>						<b>31,695.96</b>

Month	Department	Department Name	Object Class	Object	Object Name	Posting Am
July	625	Revenue	418	4184	IT Technical Consultants	6,840.00
August				4181	IT Professional Services	52,824.16
				4184	IT Technical Consultants	22,800.00
September				4181	IT Professional Services	55,539.26
				4184	IT Technical Consultants	14,820.00
October				4181	IT Professional Services	65,549.32
				4184	IT Technical Consultants	15,010.00
November				4181	IT Professional Services	85,819.00
				4184	IT Technical Consultants	15,200.00
December				4181	IT Professional Services	112,352.30
				4184	IT Technical Consultants	11,210.00
January				4181	IT Professional Services	516,487.86
				4184	IT Technical Consultants	21,280.00
February				4181	IT Professional Services	133,773.66
				4184	IT Technical Consultants	15,200.00
March				4181	IT Professional Services	27,561.62
				4184	IT Technical Consultants	15,200.00
April				4181	IT Professional Services	98,777.82
				4184	IT Technical Consultants	22,175.20
May				4181	IT Professional Services	87,039.94
				4184	IT Technical Consultants	14,915.00
June				4181	IT Professional Services	70,979.90

Report ID: TGB  
 Source: I/3 Finance  
 Budget FY: 2014

STATE OF IOWA  
 EXPENDITURES FOR OBJECT CLASSES 418 AND 510

Page: 169 of 191  
 Run Date: 09/24/2014  
 Run Time: 04:00:04 AM

Month	Department	Department Name	Object Class	Object	Object Name	Posting Am
June	625	Revenue	418	4184	IT Technical Consultants	23,600.00
July (H/O)				4181	IT Professional Services	79,036.79
				4184	IT Technical Consultants	800.00
August (H/O)				4184	IT Technical Consultants	3,208.63
	<b>625</b>	<b>Revenue</b>	<b>418</b>			<b>Sum: 1,588,000.46</b>

Month	Department	Department Name	Object Class	Object	Object Name	Posting Am
July	625	Revenue	510	3830	Desktop Misc,Parts,Supplies,Consumable	893.20
				3850	Desktop SW Maintenance,Consumable	101,304.11
				3911	Server HW Purchase or Lease-Inventory	7,197.00
				3940	Server HW Maintenance,Consumable	27,875.00
				3950	Server SW Maintenance,Consumable	78,062.69
				4010	Network HW Purchase or Lease-Non Inventory	4,050.00
				4040	Network HW Maintenance,Consumable	13,662.26
				4050	Network SW Maintenance,Consumable	289.10
August				3850	Desktop SW Maintenance,Consumable	654.19
				3920	Server SW Purchase or License	296.25
				3940	Server HW Maintenance,Consumable	123,666.73
				3950	Server SW Maintenance,Consumable	257,791.92
				4010	Network HW Purchase or Lease-Non Inventory	8,193.34
				4050	Network SW Maintenance,Consumable	63.00
September				3810	Desktop HW Purchase or Lease-Non Inventory	3,884.95
				3820	Desktop SW Purchase or License	64,252.52
				3830	Desktop Misc,Parts,Supplies,Consumable	210.08
				3850	Desktop SW Maintenance,Consumable	114,330.49

Report ID: TGB  
 Source: I/3 Finance  
 Budget FY: 2014

STATE OF IOWA  
 EXPENDITURES FOR OBJECT CLASSES 418 AND 510

Page: 170 of 191  
 Run Date: 09/24/2014  
 Run Time: 04:00:04 AM

Month	Department	Department Name	Object Class	Object	Object Name	Posting Am
September	625	Revenue	510	3911	Server HW Purchase or Lease-Inventory	36,800.00
				3950	Server SW Maintenance,Consumable	57,398.62
October				3810	Desktop HW Purchase or Lease-Non Inventory	(500.00)
				3830	Desktop Misc,Parts,Supplies,Consumable	1,040.11
				3950	Server SW Maintenance,Consumable	6,971.49
				4730	Printer Misc,Parts,Supplies,Consumable	558.00
November				3810	Desktop HW Purchase or Lease-Non Inventory	(284.10)
				3830	Desktop Misc,Parts,Supplies,Consumable	240.15
				3850	Desktop SW Maintenance,Consumable	1,993.98
				3950	Server SW Maintenance,Consumable	7,525.50
				4050	Network SW Maintenance,Consumable	918.45
December				3810	Desktop HW Purchase or Lease-Non Inventory	439.95
				3830	Desktop Misc,Parts,Supplies,Consumable	81.51
				3920	Server SW Purchase or License	12,000.00
				3940	Server HW Maintenance,Consumable	597.60
				3950	Server SW Maintenance,Consumable	38,792.72
January				3810	Desktop HW Purchase or Lease-Non Inventory	12,325.00
				3830	Desktop Misc,Parts,Supplies,Consumable	549.85
				3950	Server SW Maintenance,Consumable	4,675.50
February				3830	Desktop Misc,Parts,Supplies,Consumable	1,523.15
				3911	Server HW Purchase or Lease-Inventory	30,597.68
				3950	Server SW Maintenance,Consumable	36,682.71
				4710	Printer HW Purchase or Lease-Non Inventory	717.75
				4730	Printer Misc,Parts,Supplies,Consumable	159.75
March				3810	Desktop HW Purchase or Lease-Non Inventory	2,040.00

Report ID: TGB  
Source: I/3 Finance  
Budget FY: 2014

STATE OF IOWA  
EXPENDITURES FOR OBJECT CLASSES 418 AND 510

Page: 171 of 191  
Run Date: 09/24/2014  
Run Time: 04:00:04 AM

Month	Department	Department Name	Object Class	Object	Object Name	Posting Am
March	625	Revenue	510	3830	Desktop Misc,Parts,Supplies,Consumable	570.92
				3850	Desktop SW Maintenance,Consumable	1,626.96
				3920	Server SW Purchase or License	4,387.00
				3950	Server SW Maintenance,Consumable	73,563.36
				4040	Network HW Maintenance,Consumable	897.00
				4710	Printer HW Purchase or Lease-Non Inventory	399.96
				4730	Printer Misc,Parts,Supplies,Consumable	156.29
April				3810	Desktop HW Purchase or Lease-Non Inventory	8,695.90
				3820	Desktop SW Purchase or License	1,695.75
				3830	Desktop Misc,Parts,Supplies,Consumable	953.44
				3940	Server HW Maintenance,Consumable	4,987.90
				3950	Server SW Maintenance,Consumable	73,114.52
				4710	Printer HW Purchase or Lease-Non Inventory	109.99
May				3810	Desktop HW Purchase or Lease-Non Inventory	17,206.75
				3820	Desktop SW Purchase or License	1,605.00
				3830	Desktop Misc,Parts,Supplies,Consumable	1,251.27
				3850	Desktop SW Maintenance,Consumable	2,134.22
				3940	Server HW Maintenance,Consumable	2,216.75
				3950	Server SW Maintenance,Consumable	56,083.17
				4040	Network HW Maintenance,Consumable	14,816.22
				4050	Network SW Maintenance,Consumable	865.50
				4730	Printer Misc,Parts,Supplies,Consumable	398.55
June				3810	Desktop HW Purchase or Lease-Non Inventory	36,832.39
				3820	Desktop SW Purchase or License	24,629.55
				3830	Desktop Misc,Parts,Supplies,Consumable	1,054.82

Report ID: TGB  
 Source: I/3 Finance  
 Budget FY: 2014

STATE OF IOWA  
 EXPENDITURES FOR OBJECT CLASSES 418 AND 510

Page: 172 of 191  
 Run Date: 09/24/2014  
 Run Time: 04:00:04 AM

Month	Department	Department Name	Object Class	Object	Object Name	Posting Am
June	625	Revenue	510	3850	Desktop SW Maintenance,Consumable	39,303.32
				3940	Server HW Maintenance,Consumable	13,594.24
				3950	Server SW Maintenance,Consumable	285,258.50
July (H/O)				3810	Desktop HW Purchase or Lease-Non Inventory	3,894.88
				3811	Desktop HW Purchase or Lease-Inventory	116,660.00
				3830	Desktop Misc,Parts,Supplies,Consumable	308.90
				3850	Desktop SW Maintenance,Consumable	(41,437.54)
				3920	Server SW Purchase or License	101,421.08
				3940	Server HW Maintenance,Consumable	(13,594.24)
				3950	Server SW Maintenance,Consumable	(167,479.36)
				4040	Network HW Maintenance,Consumable	(15,713.22)
				4050	Network SW Maintenance,Consumable	(865.50)
	<b>625</b>	<b>Revenue</b>	<b>510</b>		<b>Sum:</b>	<b>1,712,126.44</b>

Month	Department	Department Name	Object Class	Object	Object Name	Posting Am
July	627	Iowa Lottery Authority	510	3940	Server HW Maintenance,Consumable	1,359.00
August				3810	Desktop HW Purchase or Lease-Non Inventory	483.28
				3820	Desktop SW Purchase or License	8.33
				4020	Network SW Purchase or License	5,472.82
				4030	Network Misc,Parts,Supplies,Consumable	158.00
				4050	Network SW Maintenance,Consumable	3,167.72
				4710	Printer HW Purchase or Lease-Non Inventory	249.00
September				3810	Desktop HW Purchase or Lease-Non Inventory	218.99
				3820	Desktop SW Purchase or License	8.33
				3950	Server SW Maintenance,Consumable	860.16

Report ID: TGB  
 Source: I/3 Finance  
 Budget FY: 2014

STATE OF IOWA  
 EXPENDITURES FOR OBJECT CLASSES 418 AND 510

Page: 173 of 191  
 Run Date: 09/24/2014  
 Run Time: 04:00:04 AM

Month	Department	Department Name	Object Class	Object	Object Name	Posting Am
October	627	Iowa Lottery Authority	510	3810	Desktop HW Purchase or Lease-Non Inventory	1,094.96
				3820	Desktop SW Purchase or License	1,425.28
				3920	Server SW Purchase or License	3,909.00
				3950	Server SW Maintenance,Consumable	586.00
November				3820	Desktop SW Purchase or License	8.33
				3910	Server HW Purchase or Lease-Non Inventory	160.62
December				3810	Desktop HW Purchase or Lease-Non Inventory	3,486.78
				3820	Desktop SW Purchase or License	707.26
				3850	Desktop SW Maintenance,Consumable	674.30
				3920	Server SW Purchase or License	2,280.24
				4010	Network HW Purchase or Lease-Non Inventory	33,721.51
				4011	Network HW Purchase or Lease-Inventory	30,780.00
				4050	Network SW Maintenance,Consumable	160.60
January				3810	Desktop HW Purchase or Lease-Non Inventory	531.18
				3820	Desktop SW Purchase or License	19,167.68
				4010	Network HW Purchase or Lease-Non Inventory	3,000.00
				4050	Network SW Maintenance,Consumable	4,962.60
				4710	Printer HW Purchase or Lease-Non Inventory	1,483.99
February				3810	Desktop HW Purchase or Lease-Non Inventory	2,297.91
				3820	Desktop SW Purchase or License	100.00
				3850	Desktop SW Maintenance,Consumable	99.00
				3920	Server SW Purchase or License	14,852.60
				3950	Server SW Maintenance,Consumable	540.00
March				3820	Desktop SW Purchase or License	1,076.00
April				3810	Desktop HW Purchase or Lease-Non Inventory	37.99



Report ID: TGB  
 Source: I/3 Finance  
 Budget FY: 2014

STATE OF IOWA  
 EXPENDITURES FOR OBJECT CLASSES 418 AND 510

Page: 174 of 191  
 Run Date: 09/24/2014  
 Run Time: 04:00:04 AM

Month	Department	Department Name	Object Class	Object	Object Name	Posting Am
April	627	Iowa Lottery Authority	510	3820	Desktop SW Purchase or License	10.00
				3850	Desktop SW Maintenance,Consumable	55.00
May				3810	Desktop HW Purchase or Lease-Non Inventory	136.44
				3820	Desktop SW Purchase or License	15,300.61
				3850	Desktop SW Maintenance,Consumable	5,815.44
				3920	Server SW Purchase or License	2,370.56
June				3810	Desktop HW Purchase or Lease-Non Inventory	97.95
				3820	Desktop SW Purchase or License	67,345.94
				3850	Desktop SW Maintenance,Consumable	552.49
				4020	Network SW Purchase or License	975.00
				4050	Network SW Maintenance,Consumable	6,164.00
July (H/O)				3810	Desktop HW Purchase or Lease-Non Inventory	141.92
				3820	Desktop SW Purchase or License	10.00
				3850	Desktop SW Maintenance,Consumable	1,659.33
				3910	Server HW Purchase or Lease-Non Inventory	315.00
				4010	Network HW Purchase or Lease-Non Inventory	2,225.00
				4710	Printer HW Purchase or Lease-Non Inventory	267.99
August (H/O)				3810	Desktop HW Purchase or Lease-Non Inventory	279.97
	<b>627</b>	<b>Iowa Lottery Authority</b>	<b>510</b>		<b>Sum:</b>	<b>242,852.10</b>

Month	Department	Department Name	Object Class	Object	Object Name	Posting Am
July	635	Secretary Of State	418	4181	IT Professional Services	2,123.00
August				4181	IT Professional Services	27,442.45
September				4181	IT Professional Services	16,701.65
October				4181	IT Professional Services	73,441.65

Report ID: TGB  
 Source: I/3 Finance  
 Budget FY: 2014

STATE OF IOWA  
 EXPENDITURES FOR OBJECT CLASSES 418 AND 510

Page: 175 of 191  
 Run Date: 09/24/2014  
 Run Time: 04:00:04 AM

Month	Department	Department Name	Object Class	Object	Object Name	Posting Am
November	635	Secretary Of State	418	4181	IT Professional Services	55,543.70
December				4181	IT Professional Services	18,128.65
January				4181	IT Professional Services	56,855.40
February				4181	IT Professional Services	26,962.45
April				4181	IT Professional Services	140,538.30
May				4181	IT Professional Services	31,418.70
June				4181	IT Professional Services	70,942.90
July (H/O)				4181	IT Professional Services	24,909.15
August (H/O)				4181	IT Professional Services	5,894.70
	<b>635</b>	<b>Secretary Of State</b>	<b>418</b>			<b>Sum: 550,902.70</b>

Month	Department	Department Name	Object Class	Object	Object Name	Posting Am
July	635	Secretary Of State	510	3850	Desktop SW Maintenance,Consumable	2,760.65
				3940	Server HW Maintenance,Consumable	2,160.00
August				3810	Desktop HW Purchase or Lease-Non Inventory	2,018.50
				3940	Server HW Maintenance,Consumable	800.00
September				3820	Desktop SW Purchase or License	769.95
				3840	Desktop HW Maintenance,Consumable	310.00
				3920	Server SW Purchase or License	50.08
				3950	Server SW Maintenance,Consumable	150.63
October				3820	Desktop SW Purchase or License	3,500.95
				3840	Desktop HW Maintenance,Consumable	3.48
				3920	Server SW Purchase or License	18,317.84
				3950	Server SW Maintenance,Consumable	14,876.38
November				3820	Desktop SW Purchase or License	46.79

Report ID: TGB  
 Source: I/3 Finance  
 Budget FY: 2014

STATE OF IOWA  
 EXPENDITURES FOR OBJECT CLASSES 418 AND 510

Page: 176 of 191  
 Run Date: 09/24/2014  
 Run Time: 04:00:04 AM

Month	Department	Department Name	Object Class	Object	Object Name	Posting Am
November	635	Secretary Of State	510	3920	Server SW Purchase or License	20.00
December				3811	Desktop HW Purchase or Lease-Inventory	614.79
January				3810	Desktop HW Purchase or Lease-Non Inventory	1,079.98
				3820	Desktop SW Purchase or License	45.83
				3920	Server SW Purchase or License	20,834.91
				4740	Printer HW Maintenance,Consumable	54.05
February				3820	Desktop SW Purchase or License	49.99
				3830	Desktop Misc,Parts,Supplies,Consumable	67.33
				3920	Server SW Purchase or License	249.89
				3950	Server SW Maintenance,Consumable	35,527.00
				4050	Network SW Maintenance,Consumable	614.50
April				3820	Desktop SW Purchase or License	(1,572.34)
				3920	Server SW Purchase or License	18,939.25
				3950	Server SW Maintenance,Consumable	14,614.92
				4740	Printer HW Maintenance,Consumable	21.33
May				3840	Desktop HW Maintenance,Consumable	1,095.00
				3920	Server SW Purchase or License	2,410.24
June				3820	Desktop SW Purchase or License	1,515.00
				3920	Server SW Purchase or License	(98.00)
				4040	Network HW Maintenance,Consumable	391.60
July (H/O)				3820	Desktop SW Purchase or License	(590.29)
				3920	Server SW Purchase or License	18,935.86
				3930	Server Misc,Parts,Supplies,Consumable	0.51
	<b>635</b>	<b>Secretary Of State</b>	<b>510</b>		<b>Sum:</b>	<b>160,586.60</b>

Report ID: TGB  
 Source: I/3 Finance  
 Budget FY: 2014

STATE OF IOWA  
 EXPENDITURES FOR OBJECT CLASSES 418 AND 510

Page: 177 of 191  
 Run Date: 09/24/2014  
 Run Time: 04:00:04 AM

Month	Department	Department Name	Object Class	Object	Object Name	Posting Am
November	642	Gov Off.Of Drug Ctrl Policy	510	3810	Desktop HW Purchase or Lease-Non Inventory	1,564.00
	<b>642</b>	<b>Gov Off.Of Drug Ctrl Policy</b>	<b>510</b>		<b>Sum:</b>	<b>1,564.00</b>

Month	Department	Department Name	Object Class	Object	Object Name	Posting Am
July	645	Transportation, Dept Of	418	4181	IT Professional Services	15,149.20
August				4181	IT Professional Services	139,727.69
September				4181	IT Professional Services	119,208.39
October				4181	IT Professional Services	161,686.07
November				4181	IT Professional Services	270,537.72
December				4181	IT Professional Services	410,784.81
January				4181	IT Professional Services	46,446.28
February				4181	IT Professional Services	155,214.95
March				4181	IT Professional Services	119,993.62
April				4181	IT Professional Services	118,544.49
May				4181	IT Professional Services	226,968.22
June				4181	IT Professional Services	278,839.00
July (H/O)				4181	IT Professional Services	67,017.06
August (H/O)				4181	IT Professional Services	98,045.79
September (H/O)				4181	IT Professional Services	5,923.11
	<b>645</b>	<b>Transportation, Dept Of</b>	<b>418</b>		<b>Sum:</b>	<b>2,234,086.40</b>

Month	Department	Department Name	Object Class	Object	Object Name	Posting Am
July	645	Transportation, Dept Of	510	3811	Desktop HW Purchase or Lease-Inventory	163,971.25
				3820	Desktop SW Purchase or License	29,912.45
				3830	Desktop Misc,Parts,Supplies,Consumable	33,887.90

Report ID: TGB  
 Source: I/3 Finance  
 Budget FY: 2014

STATE OF IOWA  
 EXPENDITURES FOR OBJECT CLASSES 418 AND 510

Page: 178 of 191  
 Run Date: 09/24/2014  
 Run Time: 04:00:04 AM

Month	Department	Department Name	Object Class	Object	Object Name	Posting Am
July	645	Transportation, Dept Of	510	3840	Desktop HW Maintenance,Consumable	25,133.88
				3850	Desktop SW Maintenance,Consumable	40,898.20
				3911	Server HW Purchase or Lease-Inventory	53,814.68
				3940	Server HW Maintenance,Consumable	15,132.00
				3950	Server SW Maintenance,Consumable	189,936.49
				4011	Network HW Purchase or Lease-Inventory	68,248.30
				4050	Network SW Maintenance,Consumable	14,585.00
				4711	Printer HW Purchase or Lease-Inventory	76,058.75
				4730	Printer Misc,Parts,Supplies,Consumable	9,905.15
August				3811	Desktop HW Purchase or Lease-Inventory	445,583.22
				3820	Desktop SW Purchase or License	1,868.80
				3830	Desktop Misc,Parts,Supplies,Consumable	45,845.20
				3840	Desktop HW Maintenance,Consumable	(24,627.88)
				3850	Desktop SW Maintenance,Consumable	868,277.15
				3911	Server HW Purchase or Lease-Inventory	47,259.44
				3950	Server SW Maintenance,Consumable	49,870.00
				4011	Network HW Purchase or Lease-Inventory	71,640.83
				4040	Network HW Maintenance,Consumable	13,537.90
				4711	Printer HW Purchase or Lease-Inventory	8,450.96
				4730	Printer Misc,Parts,Supplies,Consumable	15,061.96
September				3811	Desktop HW Purchase or Lease-Inventory	525,587.47
				3820	Desktop SW Purchase or License	10,287.27
				3830	Desktop Misc,Parts,Supplies,Consumable	3,155.87
				3850	Desktop SW Maintenance,Consumable	431,283.70
				3911	Server HW Purchase or Lease-Inventory	88,305.40

Report ID: TGB  
 Source: I/3 Finance  
 Budget FY: 2014

STATE OF IOWA  
 EXPENDITURES FOR OBJECT CLASSES 418 AND 510

Page: 179 of 191  
 Run Date: 09/24/2014  
 Run Time: 04:00:04 AM

Month	Department	Department Name	Object Class	Object	Object Name	Posting Am
September	645	Transportation, Dept Of	510	3940	Server HW Maintenance,Consumable	1,895.00
				3950	Server SW Maintenance,Consumable	144,160.78
				4011	Network HW Purchase or Lease-Inventory	58,935.55
				4040	Network HW Maintenance,Consumable	17,187.43
				4050	Network SW Maintenance,Consumable	15,670.35
				4711	Printer HW Purchase or Lease-Inventory	8,562.08
				4730	Printer Misc,Parts,Supplies,Consumable	10,568.33
October				3811	Desktop HW Purchase or Lease-Inventory	138,688.67
				3820	Desktop SW Purchase or License	55,175.43
				3830	Desktop Misc,Parts,Supplies,Consumable	9,940.68
				3850	Desktop SW Maintenance,Consumable	168,140.22
				3911	Server HW Purchase or Lease-Inventory	133,309.00
				3940	Server HW Maintenance,Consumable	14,240.00
				3950	Server SW Maintenance,Consumable	13,122.00
				4011	Network HW Purchase or Lease-Inventory	69,534.40
				4030	Network Misc,Parts,Supplies,Consumable	582.82
				4040	Network HW Maintenance,Consumable	7,830.72
				4711	Printer HW Purchase or Lease-Inventory	7,264.22
				4730	Printer Misc,Parts,Supplies,Consumable	18,060.91
				4740	Printer HW Maintenance,Consumable	59,018.39
November				3811	Desktop HW Purchase or Lease-Inventory	987,194.00
				3820	Desktop SW Purchase or License	18,074.85
				3830	Desktop Misc,Parts,Supplies,Consumable	12,524.10
				3840	Desktop HW Maintenance,Consumable	107.62
				3850	Desktop SW Maintenance,Consumable	25,650.00

Report ID: TGB  
Source: I/3 Finance  
Budget FY: 2014

STATE OF IOWA  
EXPENDITURES FOR OBJECT CLASSES 418 AND 510

Page: 180 of 191  
Run Date: 09/24/2014  
Run Time: 04:00:04 AM

Month	Department	Department Name	Object Class	Object	Object Name	Posting Am
November	645	Transportation, Dept Of	510	3911	Server HW Purchase or Lease-Inventory	71,147.44
				3950	Server SW Maintenance,Consumable	37,818.00
				4011	Network HW Purchase or Lease-Inventory	61,886.36
				4030	Network Misc,Parts,Supplies,Consumable	37.99
				4040	Network HW Maintenance,Consumable	3,150.00
				4050	Network SW Maintenance,Consumable	9,729.00
				4711	Printer HW Purchase or Lease-Inventory	12,745.17
				4730	Printer Misc,Parts,Supplies,Consumable	13,485.45
December				3811	Desktop HW Purchase or Lease-Inventory	835,404.62
				3820	Desktop SW Purchase or License	407,476.21
				3830	Desktop Misc,Parts,Supplies,Consumable	2,161.21
				3840	Desktop HW Maintenance,Consumable	107,857.63
				3850	Desktop SW Maintenance,Consumable	26,203.80
				3911	Server HW Purchase or Lease-Inventory	620,830.30
				3920	Server SW Purchase or License	5,076.20
				3950	Server SW Maintenance,Consumable	63,787.82
				4011	Network HW Purchase or Lease-Inventory	40,501.82
				4030	Network Misc,Parts,Supplies,Consumable	9,968.24
				4040	Network HW Maintenance,Consumable	29,232.62
				4050	Network SW Maintenance,Consumable	10,533.00
				4711	Printer HW Purchase or Lease-Inventory	10,660.71
				4730	Printer Misc,Parts,Supplies,Consumable	20,441.90
				4740	Printer HW Maintenance,Consumable	203.00
January				3811	Desktop HW Purchase or Lease-Inventory	469,445.03
				3820	Desktop SW Purchase or License	136,090.81

Report ID: TGB  
 Source: I/3 Finance  
 Budget FY: 2014

STATE OF IOWA  
 EXPENDITURES FOR OBJECT CLASSES 418 AND 510

Page: 181 of 191  
 Run Date: 09/24/2014  
 Run Time: 04:00:04 AM

Month	Department	Department Name	Object Class	Object	Object Name	Posting Am
January	645	Transportation, Dept Of	510	3830	Desktop Misc,Parts,Supplies,Consumable	4,819.98
				3850	Desktop SW Maintenance,Consumable	30,612.01
				3911	Server HW Purchase or Lease-Inventory	682,357.20
				3940	Server HW Maintenance,Consumable	94,985.01
				3950	Server SW Maintenance,Consumable	132,912.28
				4011	Network HW Purchase or Lease-Inventory	40,501.82
				4040	Network HW Maintenance,Consumable	15,210.85
				4711	Printer HW Purchase or Lease-Inventory	527,980.62
				4730	Printer Misc,Parts,Supplies,Consumable	22,407.28
February				3811	Desktop HW Purchase or Lease-Inventory	329,428.35
				3820	Desktop SW Purchase or License	24,829.79
				3830	Desktop Misc,Parts,Supplies,Consumable	10,356.17
				3850	Desktop SW Maintenance,Consumable	5,120.00
				3911	Server HW Purchase or Lease-Inventory	89,757.44
				3920	Server SW Purchase or License	6,180.00
				3950	Server SW Maintenance,Consumable	24,210.00
				4011	Network HW Purchase or Lease-Inventory	42,594.77
				4040	Network HW Maintenance,Consumable	42,721.78
				4050	Network SW Maintenance,Consumable	5,440.00
				4711	Printer HW Purchase or Lease-Inventory	20,343.83
				4730	Printer Misc,Parts,Supplies,Consumable	12,866.17
March				3811	Desktop HW Purchase or Lease-Inventory	310,843.86
				3820	Desktop SW Purchase or License	69,976.02
				3830	Desktop Misc,Parts,Supplies,Consumable	100,396.46
				3850	Desktop SW Maintenance,Consumable	174,388.75



Report ID: TGB  
 Source: I/3 Finance  
 Budget FY: 2014

STATE OF IOWA  
 EXPENDITURES FOR OBJECT CLASSES 418 AND 510

Page: 182 of 191  
 Run Date: 09/24/2014  
 Run Time: 04:00:04 AM

Month	Department	Department Name	Object Class	Object	Object Name	Posting Am
March	645	Transportation, Dept Of	510	3911	Server HW Purchase or Lease-Inventory	253,994.34
				3940	Server HW Maintenance,Consumable	8,544.00
				3950	Server SW Maintenance,Consumable	152,837.79
				4011	Network HW Purchase or Lease-Inventory	88,437.91
				4020	Network SW Purchase or License	19,800.00
				4040	Network HW Maintenance,Consumable	19,453.16
				4711	Printer HW Purchase or Lease-Inventory	38,978.75
				4730	Printer Misc,Parts,Supplies,Consumable	19,540.45
				4740	Printer HW Maintenance,Consumable	66,527.94
April				3811	Desktop HW Purchase or Lease-Inventory	853,134.32
				3820	Desktop SW Purchase or License	21,085.71
				3830	Desktop Misc,Parts,Supplies,Consumable	11,143.64
				3850	Desktop SW Maintenance,Consumable	35,061.50
				3911	Server HW Purchase or Lease-Inventory	62,014.21
				3950	Server SW Maintenance,Consumable	396,775.83
				4011	Network HW Purchase or Lease-Inventory	40,274.40
				4040	Network HW Maintenance,Consumable	86,216.47
				4711	Printer HW Purchase or Lease-Inventory	7,785.79
				4730	Printer Misc,Parts,Supplies,Consumable	17,230.00
May				3811	Desktop HW Purchase or Lease-Inventory	187,155.19
				3820	Desktop SW Purchase or License	11,408.83
				3830	Desktop Misc,Parts,Supplies,Consumable	4,187.28
				3850	Desktop SW Maintenance,Consumable	16,585.36
				3911	Server HW Purchase or Lease-Inventory	85,921.63
				3950	Server SW Maintenance,Consumable	35,188.50

Report ID: TGB  
 Source: I/3 Finance  
 Budget FY: 2014

STATE OF IOWA  
 EXPENDITURES FOR OBJECT CLASSES 418 AND 510

Page: 183 of 191  
 Run Date: 09/24/2014  
 Run Time: 04:00:04 AM

Month	Department	Department Name	Object Class	Object	Object Name	Posting Am
May	645	Transportation, Dept Of	510	4011	Network HW Purchase or Lease-Inventory	60,411.60
				4030	Network Misc,Parts,Supplies,Consumable	6,579.00
				4040	Network HW Maintenance,Consumable	54,192.30
				4050	Network SW Maintenance,Consumable	1,769.04
				4711	Printer HW Purchase or Lease-Inventory	60,918.99
				4730	Printer Misc,Parts,Supplies,Consumable	21,502.02
June				3811	Desktop HW Purchase or Lease-Inventory	448,556.87
				3820	Desktop SW Purchase or License	33,541.47
				3830	Desktop Misc,Parts,Supplies,Consumable	6,523.87
				3850	Desktop SW Maintenance,Consumable	58,518.61
				3911	Server HW Purchase or Lease-Inventory	56,261.86
				3950	Server SW Maintenance,Consumable	266,866.09
				4011	Network HW Purchase or Lease-Inventory	43,447.68
				4030	Network Misc,Parts,Supplies,Consumable	2,189.69
				4040	Network HW Maintenance,Consumable	31,039.22
				4050	Network SW Maintenance,Consumable	49,877.89
				4711	Printer HW Purchase or Lease-Inventory	44,890.17
				4730	Printer Misc,Parts,Supplies,Consumable	15,186.17
July (H/O)				3811	Desktop HW Purchase or Lease-Inventory	19,436.98
				3820	Desktop SW Purchase or License	54,193.44
				3830	Desktop Misc,Parts,Supplies,Consumable	1,552.51
				3840	Desktop HW Maintenance,Consumable	113,266.00
				3850	Desktop SW Maintenance,Consumable	591,981.79
				3940	Server HW Maintenance,Consumable	8,071.18
				3950	Server SW Maintenance,Consumable	12,072.44

Report ID: TGB  
 Source: I/3 Finance  
 Budget FY: 2014

STATE OF IOWA  
 EXPENDITURES FOR OBJECT CLASSES 418 AND 510

Page: 184 of 191  
 Run Date: 09/24/2014  
 Run Time: 04:00:04 AM

Month	Department	Department Name	Object Class	Object	Object Name	Posting Am
July (H/O)	645	Transportation, Dept Of	510	4011	Network HW Purchase or Lease-Inventory	23,533.52
				4030	Network Misc,Parts,Supplies,Consumable	2,794.35
				4040	Network HW Maintenance,Consumable	537.20
				4711	Printer HW Purchase or Lease-Inventory	72,261.97
				4730	Printer Misc,Parts,Supplies,Consumable	7,544.53
				4740	Printer HW Maintenance,Consumable	140,288.10
August (H/O)				3811	Desktop HW Purchase or Lease-Inventory	11,615.00
				3820	Desktop SW Purchase or License	499.00
				3850	Desktop SW Maintenance,Consumable	596,454.94
				3950	Server SW Maintenance,Consumable	159,246.92
				4011	Network HW Purchase or Lease-Inventory	43,221.38
				4040	Network HW Maintenance,Consumable	79,301.76
				4050	Network SW Maintenance,Consumable	3,266.64
				4711	Printer HW Purchase or Lease-Inventory	21,141.00
				4730	Printer Misc,Parts,Supplies,Consumable	(498.00)
	<b>645</b>	<b>Transportation, Dept Of</b>	<b>510</b>		<b>Sum:</b>	<b>16,908,761.85</b>

Month	Department	Department Name	Object Class	Object	Object Name	Posting Am
January	655	Treasurer Of State	510	3820	Desktop SW Purchase or License	3,372.75
				3920	Server SW Purchase or License	1,149.99
February				3911	Server HW Purchase or Lease-Inventory	4,127.82
March				3820	Desktop SW Purchase or License	64.80
April				3820	Desktop SW Purchase or License	891.00
May				3820	Desktop SW Purchase or License	50.18
June				3820	Desktop SW Purchase or License	967.06

Report ID: TGB  
 Source: I/3 Finance  
 Budget FY: 2014

STATE OF IOWA  
 EXPENDITURES FOR OBJECT CLASSES 418 AND 510

Page: 185 of 191  
 Run Date: 09/24/2014  
 Run Time: 04:00:04 AM

Month	Department	Department Name	Object Class	Object	Object Name	Posting Am
July (H/O)	655	Treasurer Of State	510	3820	Desktop SW Purchase or License	385.30
	<b>655</b>	<b>Treasurer Of State</b>	<b>510</b>		<b>Sum:</b>	<b>11,008.90</b>

Month	Department	Department Name	Object Class	Object	Object Name	Posting Am
September	670	Veterans Affairs	510	4710	Printer HW Purchase or Lease-Non Inventory	249.00
October				3920	Server SW Purchase or License	746.31
December				3811	Desktop HW Purchase or Lease-Inventory	196.03
January				3810	Desktop HW Purchase or Lease-Non Inventory	935.68
				3850	Desktop SW Maintenance,Consumable	217.50
February				4020	Network SW Purchase or License	292.64
May				3811	Desktop HW Purchase or Lease-Inventory	145.00
June				3811	Desktop HW Purchase or Lease-Inventory	1,922.64
				3830	Desktop Misc,Parts,Supplies,Consumable	109.06
July (H/O)				3830	Desktop Misc,Parts,Supplies,Consumable	(54.53)
August (H/O)				3850	Desktop SW Maintenance,Consumable	97.50
	<b>670</b>	<b>Veterans Affairs</b>	<b>510</b>		<b>Sum:</b>	<b>4,856.83</b>

Month	Department	Department Name	Object Class	Object	Object Name	Posting Am
September	671	Iowa Veterans Home	418	4181	IT Professional Services	7,952.50
				4184	IT Technical Consultants	4,430.16
October				4181	IT Professional Services	4,485.00
				4184	IT Technical Consultants	6,399.12
November				4184	IT Technical Consultants	4,430.16
December				4181	IT Professional Services	3,515.00

Report ID: TGB  
 Source: I/3 Finance  
 Budget FY: 2014

STATE OF IOWA  
 EXPENDITURES FOR OBJECT CLASSES 418 AND 510

Page: 186 of 191  
 Run Date: 09/24/2014  
 Run Time: 04:00:04 AM

Month	Department	Department Name	Object Class	Object	Object Name	Posting Am
December	671	Iowa Veterans Home	418	4184	IT Technical Consultants	3,384.15
January				4181	IT Professional Services	12,697.50
March				4181	IT Professional Services	967.50
April				4181	IT Professional Services	1,021.25
July (H/O)				4181	IT Professional Services	9,233.00
	<b>671</b>	<b>Iowa Veterans Home</b>	<b>418</b>			<b>Sum: 58,515.34</b>

Month	Department	Department Name	Object Class	Object	Object Name	Posting Am
July	671	Iowa Veterans Home	510	3810	Desktop HW Purchase or Lease-Non Inventory	7,592.15
				3820	Desktop SW Purchase or License	2,268.01
				3850	Desktop SW Maintenance,Consumable	31,090.46
				3920	Server SW Purchase or License	17,297.94
				3940	Server HW Maintenance,Consumable	1,188.27
				3950	Server SW Maintenance,Consumable	6,834.00
				4010	Network HW Purchase or Lease-Non Inventory	10,661.65
				4020	Network SW Purchase or License	229.40
				4040	Network HW Maintenance,Consumable	9,882.00
				4050	Network SW Maintenance,Consumable	10,211.28
				4720	Printer SW Purchase or License	60.00
				4730	Printer Misc,Parts,Supplies,Consumable	249.25
August				3810	Desktop HW Purchase or Lease-Non Inventory	1,217.91
				3820	Desktop SW Purchase or License	529.94
				3830	Desktop Misc,Parts,Supplies,Consumable	196.69
				3850	Desktop SW Maintenance,Consumable	9,952.34
				3911	Server HW Purchase or Lease-Inventory	27,688.34

Report ID: TGB  
 Source: I/3 Finance  
 Budget FY: 2014

STATE OF IOWA  
 EXPENDITURES FOR OBJECT CLASSES 418 AND 510

Page: 187 of 191  
 Run Date: 09/24/2014  
 Run Time: 04:00:04 AM

Month	Department	Department Name	Object Class	Object	Object Name	Posting Am
August	671	Iowa Veterans Home	510	3920	Server SW Purchase or License	5,433.00
				3940	Server HW Maintenance,Consumable	1,502.04
				3950	Server SW Maintenance,Consumable	1,700.00
				4020	Network SW Purchase or License	145.00
				4050	Network SW Maintenance,Consumable	1,627.28
				4710	Printer HW Purchase or Lease-Non Inventory	44,671.75
				4730	Printer Misc,Parts,Supplies,Consumable	8,301.17
September				3810	Desktop HW Purchase or Lease-Non Inventory	1,849.38
				3820	Desktop SW Purchase or License	17,359.34
				3850	Desktop SW Maintenance,Consumable	4,108.20
				3920	Server SW Purchase or License	81,605.88
				3950	Server SW Maintenance,Consumable	20,724.76
				4030	Network Misc,Parts,Supplies,Consumable	105.75
				4050	Network SW Maintenance,Consumable	1,627.28
				4710	Printer HW Purchase or Lease-Non Inventory	451.34
				4711	Printer HW Purchase or Lease-Inventory	6,196.00
				4730	Printer Misc,Parts,Supplies,Consumable	4,689.42
October				3810	Desktop HW Purchase or Lease-Non Inventory	3,052.04
				3830	Desktop Misc,Parts,Supplies,Consumable	345.53
				3840	Desktop HW Maintenance,Consumable	99.00
				3850	Desktop SW Maintenance,Consumable	1,860.00
				3920	Server SW Purchase or License	18,505.00
				3930	Server Misc,Parts,Supplies,Consumable	222.50
				3940	Server HW Maintenance,Consumable	1,502.04
				3950	Server SW Maintenance,Consumable	3,339.12

Report ID: TGB  
 Source: I/3 Finance  
 Budget FY: 2014

STATE OF IOWA  
 EXPENDITURES FOR OBJECT CLASSES 418 AND 510

Page: 188 of 191  
 Run Date: 09/24/2014  
 Run Time: 04:00:04 AM

Month	Department	Department Name	Object Class	Object	Object Name	Posting Am
October	671	Iowa Veterans Home	510	4030	Network Misc,Parts,Supplies,Consumable	338.79
				4050	Network SW Maintenance,Consumable	5,259.83
				4710	Printer HW Purchase or Lease-Non Inventory	34,972.96
				4720	Printer SW Purchase or License	210.00
				4730	Printer Misc,Parts,Supplies,Consumable	7,757.61
November				3810	Desktop HW Purchase or Lease-Non Inventory	1,834.48
				3820	Desktop SW Purchase or License	287.94
				3830	Desktop Misc,Parts,Supplies,Consumable	525.70
				3910	Server HW Purchase or Lease-Non Inventory	163.36
				3920	Server SW Purchase or License	38,687.10
				3950	Server SW Maintenance,Consumable	1,700.00
				4010	Network HW Purchase or Lease-Non Inventory	911.50
				4011	Network HW Purchase or Lease-Inventory	77,286.53
				4020	Network SW Purchase or License	325.00
				4030	Network Misc,Parts,Supplies,Consumable	8.18
				4050	Network SW Maintenance,Consumable	1,659.83
				4710	Printer HW Purchase or Lease-Non Inventory	1,058.49
				4730	Printer Misc,Parts,Supplies,Consumable	6,782.05
December				3810	Desktop HW Purchase or Lease-Non Inventory	252.19
				3820	Desktop SW Purchase or License	493.15
				3850	Desktop SW Maintenance,Consumable	600.00
				3910	Server HW Purchase or Lease-Non Inventory	462.93
				3930	Server Misc,Parts,Supplies,Consumable	29.30
				3950	Server SW Maintenance,Consumable	1,850.00
				4010	Network HW Purchase or Lease-Non Inventory	43.98

Report ID: TGB  
 Source: I/3 Finance  
 Budget FY: 2014

STATE OF IOWA  
 EXPENDITURES FOR OBJECT CLASSES 418 AND 510

Page: 189 of 191  
 Run Date: 09/24/2014  
 Run Time: 04:00:04 AM

Month	Department	Department Name	Object Class	Object	Object Name	Posting Am
December	671	Iowa Veterans Home	510	4030	Network Misc,Parts,Supplies,Consumable	39.98
				4050	Network SW Maintenance,Consumable	1,659.83
				4730	Printer Misc,Parts,Supplies,Consumable	11,235.76
January				3830	Desktop Misc,Parts,Supplies,Consumable	742.93
				3850	Desktop SW Maintenance,Consumable	27,319.61
				3950	Server SW Maintenance,Consumable	2,694.00
				4050	Network SW Maintenance,Consumable	1,659.83
				4720	Printer SW Purchase or License	60.00
				4730	Printer Misc,Parts,Supplies,Consumable	7,120.45
February				3810	Desktop HW Purchase or Lease-Non Inventory	3,050.84
				3820	Desktop SW Purchase or License	20.00
				3830	Desktop Misc,Parts,Supplies,Consumable	1,627.10
				3910	Server HW Purchase or Lease-Non Inventory	114.99
				3920	Server SW Purchase or License	4,972.60
				3950	Server SW Maintenance,Consumable	1,700.00
				4030	Network Misc,Parts,Supplies,Consumable	576.30
				4050	Network SW Maintenance,Consumable	1,659.83
				4710	Printer HW Purchase or Lease-Non Inventory	173.99
				4730	Printer Misc,Parts,Supplies,Consumable	16,443.24
March				3810	Desktop HW Purchase or Lease-Non Inventory	2,259.23
				3820	Desktop SW Purchase or License	15,034.99
				3830	Desktop Misc,Parts,Supplies,Consumable	317.73
				3911	Server HW Purchase or Lease-Inventory	6,331.93
				3940	Server HW Maintenance,Consumable	555.14
				3950	Server SW Maintenance,Consumable	3,349.00



Report ID: TGB  
Source: I/3 Finance  
Budget FY: 2014

STATE OF IOWA  
EXPENDITURES FOR OBJECT CLASSES 418 AND 510

Page: 190 of 191  
Run Date: 09/24/2014  
Run Time: 04:00:04 AM

Month	Department	Department Name	Object Class	Object	Object Name	Posting Am
March	671	Iowa Veterans Home	510	4030	Network Misc,Parts,Supplies,Consumable	59.95
				4050	Network SW Maintenance,Consumable	1,659.83
				4730	Printer Misc,Parts,Supplies,Consumable	20,985.16
April				3810	Desktop HW Purchase or Lease-Non Inventory	2,479.67
				3820	Desktop SW Purchase or License	1,109.80
				3830	Desktop Misc,Parts,Supplies,Consumable	96.38
				3920	Server SW Purchase or License	374.00
				3940	Server HW Maintenance,Consumable	1,502.04
				3950	Server SW Maintenance,Consumable	(14,331.09)
				4010	Network HW Purchase or Lease-Non Inventory	19,435.00
				4050	Network SW Maintenance,Consumable	2,014.23
				4710	Printer HW Purchase or Lease-Non Inventory	225.17
				4720	Printer SW Purchase or License	60.00
				4730	Printer Misc,Parts,Supplies,Consumable	4,469.48
May				3810	Desktop HW Purchase or Lease-Non Inventory	8.97
				3820	Desktop SW Purchase or License	103.99
				3830	Desktop Misc,Parts,Supplies,Consumable	977.12
				3950	Server SW Maintenance,Consumable	1,700.00
				4011	Network HW Purchase or Lease-Inventory	16,650.00
				4050	Network SW Maintenance,Consumable	1,659.83
				4730	Printer Misc,Parts,Supplies,Consumable	6,566.84
June				3810	Desktop HW Purchase or Lease-Non Inventory	11,008.22
				3820	Desktop SW Purchase or License	2,819.25
				3830	Desktop Misc,Parts,Supplies,Consumable	424.33
				3920	Server SW Purchase or License	36,825.84

Report ID: TGB  
 Source: I/3 Finance  
 Budget FY: 2014

STATE OF IOWA  
 EXPENDITURES FOR OBJECT CLASSES 418 AND 510

Page: 191 of 191  
 Run Date: 09/24/2014  
 Run Time: 04:00:04 AM

Month	Department	Department Name	Object Class	Object	Object Name	Posting Am
June	671	Iowa Veterans Home	510	3950	Server SW Maintenance,Consumable	1,700.00
				4020	Network SW Purchase or License	5,663.55
				4050	Network SW Maintenance,Consumable	3,459.83
				4730	Printer Misc,Parts,Supplies,Consumable	3,266.51
July (H/O)				3810	Desktop HW Purchase or Lease-Non Inventory	964.96
				3820	Desktop SW Purchase or License	(25,108.14)
				3830	Desktop Misc,Parts,Supplies,Consumable	128.42
				3850	Desktop SW Maintenance,Consumable	(13,772.40)
				3920	Server SW Purchase or License	(32,369.65)
				3940	Server HW Maintenance,Consumable	(465.12)
				3950	Server SW Maintenance,Consumable	1,700.00
				4020	Network SW Purchase or License	(5,081.80)
				4030	Network Misc,Parts,Supplies,Consumable	116.47
				4730	Printer Misc,Parts,Supplies,Consumable	17,068.15
August (H/O)				3940	Server HW Maintenance,Consumable	1,502.04
				4730	Printer Misc,Parts,Supplies,Consumable	1,013.24
	<b>671</b>	<b>Iowa Veterans Home</b>	<b>510</b>		<b>Sum:</b>	<b>741,062.72</b>

					<b>Sum:</b>	<b>110,287,528.98</b>
--	--	--	--	--	-------------	-----------------------

TERRY E. BRANSTAD, GOVERNOR  
KIM REYNOLDS, LT. GOVERNOR

ROBERT VON WOLFFRADT  
CHIEF INFORMATION OFFICER

**(Appendix B)**

**Return on Investment Program  
FYs 11 and 12 Project Status Report  
1/1/15**

The Office of the Chief Information Officer is required to report on projects funded through the Return on Investment Program (ROI). The ROI program has been funded through an appropriation from the Technology Reinvestment Fund. The Technology Reinvestment Fund was created during the 2006 legislative session, and the first appropriations from this fund were for FY 2006-2007. The first report related to that fiscal year and was delivered to the legislature by January 1, 2008. This current report updates projects from fiscal years 11 and 12. Following is the section of the Code for the report excerpted from 8.57C:

*Annually, on or before January 15 of each year, a state agency that received an appropriation from this fund shall report to the legislative services agency and the department of management the status of all projects completed or in progress. The report shall include a description of the project, the progress of work completed, the total estimated cost of the project, a list of all revenue sources being used to fund the project, the amount of funds expended, the amount of funds obligated, and the date the project was completed or an estimated completion date of the project, where applicable.*

Each project that received funding through the ROI program for the fiscal years contained in this report completed the following items. Where applicable, the ROI records for each project were used to complete items from Budget Offer and I/3 budget information.

- Project Name and Description
- All Revenue Sources for Funding
- Agency Submitting Request
- Percent of Completed Work
- Total Estimated Project Cost
- All Revenue Sources for Funding
- Expended Funds
- Obligated Funds
- Estimated Completion Date

OCIO collected these data items for all applicable ROI projects and sent the completed report to the following parties on January 15, 2015 before the filing deadline of January 15, 2015:

Legislative Services Agency  
Department of Management

This table includes ROI reimbursements processed through DAS Finance, as of December 31, 2014.

**Table A: FY 11 ROI Project Expenditures**

<b>Project Name</b>	<b>Agency</b>	<b>% Complete</b>	<b>Original Request</b>	<b>Adjusted Request</b>	<b>Expenditures to-date</b>	<b>Obligated Funds</b>	<b>Estimated Complete Date</b>
Capitol Complex Door Security	Administrative Services	100%	\$ 431,378	\$ 372,344	\$ 369,144	\$ 0	Complete
Network Hardware Upgrades. Phase 2	Administrative Services	100%	\$ 0	\$ 0	\$ 3,200	\$ 0	Complete
Digital Recording Expansion	Civil Rights Commission	0%	\$ 12,560	\$ 10,845	\$ 0	\$ 0	Unused
ServiceNow Upgrades, Phase 1	Administrative Services	100%	\$ 0	\$ 0	\$ 10,845	\$ 0	Complete
PK-Workforce Longitudinal Data System	Education	100%	\$ 500,000	\$ 431,575	\$ 375,638	\$ 0	Complete
ServiceNow Upgrades, Phase 2	Administrative Services	100%	\$ 0	\$ 0	\$ 55,923	\$ 0	Complete
Network Hardware Upgrades. Phase 3	Administrative Services	100%	\$ 0	\$ 0	\$ 14	\$ 0	Complete
Living Disaster Recovery Planning System Enhancements	Homeland Security/ Emergency Management	100%	\$ 185,000	\$ 159,683	\$ 159,683	\$ 0	Complete
IABC Technology Enhancement*	Human Services	100%	\$ 332,000	\$ 286,566	\$ 152,150	\$ 0	Complete
Web Application Firewall, Phase 1	Administrative Services	100%	\$ 0	\$ 0	\$ 109,416	\$ 0	Complete
Justice Data Warehouse Portal	Human Rights	100%	\$ 0	\$ 0	\$ 25,000	\$ 0	Complete
Imaging and Work Flow Management System*	Human Services	100%	\$ 350,000	\$ 302,103	\$ 154,941	\$ 0	Complete
Network Hardware Upgrades. Phase 1	Administrative Services	100%	\$ 0	\$ 0	\$ 147,162	\$ 0	Complete
Rite Track Software for Child, Family, Social Service	Human Services	100%	\$ 125,685	\$ 108,485	\$ 108,485	\$ 0	Complete
Portable Driving Simulation Equipment, Project 2	Law Enforcement Academy	100%	\$ 168,500	\$ 145,441	\$ 145,441	\$ 0	Complete
Grant Portal / Electronic Grant Management	Management	100%	\$ 480,000	\$ 414,311	\$ 414,311	\$ 0	Complete
GIS Services for Agencies	Natural Resources	100%	\$ 350,000	\$ 302,103	\$ 302,103	\$ 0	Complete
Medical Examiner Case Management	Public Health	100%	\$ 195,000	\$ 168,314	\$ 168,314	\$ 0	Complete
Application Business Continuity	Administrative Services	100%	\$ 300,000	\$ 258,945	\$ 258,945	\$ 0	Complete
Gateway & Enterprise E-Mail Encryption Services	Administrative Services	100%	\$ 375,000	\$ 323,681	\$ 323,681	\$ 0	Complete
Virtual Desktop Deployment	Administrative Services	100%	\$ 540,000	\$ 466,100	\$ 466,100	\$ 0	Complete
Security Education Awareness Training	Administrative Services	100%	\$ 50,000	\$ 43,158	\$ 43,158	\$ 0	Complete
<b>TOTALS</b>			\$ 4,395,123	\$ 3,793,654	\$ 3,793,654	\$ 0	

FY 11 appropriation within the Technology Reinvestment Fund to the Department of Administrative Services for technology improvement projects was \$3,793,654.00

NOTE: Returned funds from various ROI projects were used to fund miscellaneous IT projects to benefit the enterprise:

- DHR Justice Data Warehouse Portal
- Network Hardware Upgrades
- ServiceNow Upgrades
- Web Application Firewall

FY 11 ROI funds reverted on June 30, 2014

## Table B. FY 11 ROI Project Descriptions and Funding Sources

### 1. Capitol Complex Door Security Project

Administrative Services project for the enterprise to install a single, tested/proven “state of the art” building security access system (Andover) throughout the Capitol Complex, exclusive of the Mercy Capitol and Vehicle Dispatch Buildings (at this time). The current Toye system was replaced at identified buildings and parking lots with the Andover system, thereby standardizing and centralizing all operational aspects of security access throughout the Capitol Complex and at other locations. This project was an extension of a planned, tested, proven, and implemented concept, and security access would become the sole responsibility of DPS.

**Funding Sources:** 100% Pooled Technology funding.

### 2. Digital Recording Expansion Project

Civil Rights project to replace outdated tape recording equipment and allow more efficient recording, retrieval, transcribing, and copying of investigative interviews by expanding the availability of digital recording software and hardware. This project also provides copies of investigative interviews available to parties and/or their counsels in a more cost effective, timely, and accessible manner.

**Funding Sources:** 100% Pooled Technology funding.

### 3. PK-Workforce Longitudinal Data System

Education project to provide institutional linkages for a prekindergarten (PK)-workforce LDS with Education PK-12 data, postsecondary data, College Student Aid Commission, and Workforce Development by having the electronic transcript system flow data from postsecondary to the required systems where it is then consumed by the LDS so analysis is performed. This design provides bi-directional integration between the PK-12 data warehouse and the ICSAC data warehouse for the transactional sharing of elements for multiple agency purposes. IWD has access to run reports and do analytics against the data as necessary, including linkages to unemployment insurance data.

**Funding Sources:** This portion of the system is 100% Pooled Technology funded. There are other components of this data system which were funded through federal grant dollars.

### 4. Living Disaster Recovery Planning System Enhancements

Homeland Security project with Human Services, Natural Resources and Transportation to acquire and implement modules into LDRPS, the business continuity application currently used by more than 30 state agencies. These modules increase the functionality of LDRPS, which stands for Living Disaster Recovery Planning System. The modules of interest are: Business Impact Analysis (BIA) Professional, Workforce Assessment, and Vendor Assessment.

**Funding Sources:** Besides the ROI funds, federal Emergency Management Performance Grant funds were used in this initiative. EMPG funds were used to pay for state personnel to manage the project.

### 5. IABC Technology Enhancement

Human Services project for Phase III of a multi-phase project for the IABC system. This phase of the project modified and modernized the current system from a batch processing system to a real-time update system. Making transactions “real time” update the data files at the time the user enters the data, whereas the current mainframe transactions are batched and processed nightly to update the files. Real time maintenance

provides the users immediate response rather than waiting for the nightly cycle to give them feedback. The end result is a new system that is much simpler to maintain and enhance as requirements change. It also simplifies the ability to provide information via SOA (web services) to those state agencies with a need and appropriate access. Utilizing a relational database and a web-based interface reduces the operating cost of the system.

**Funding Sources:** In SFY 11, \$38,761 of ROI funds were used to support total expenditures of \$80,668 on the project. The remaining balance of \$247,805 will be expended in or after SFY 12. ROI funds were matched at a rate of 52% federal financial participation (FFP). The total of \$134,416 in remaining project funds was returned by DHS to be used for other technology projects of benefit to the enterprise. The DHS IABC project is complete, and the project was completed without the need for the additional ROI funds.

## **6. DHS Imaging and Work Flow Management System**

Human Services project for an Imaging and Work Flow System to provide flexibility and improved customer service, worker efficiency and payment accuracy. This system enables eligibility workers in other areas of the state to determine eligibility without requiring the applicant or the worker to travel to complete a program application. It also allows casework to be completed more efficiently (elimination of paper / technology queues up work); allow for work to be processed from multiple points and allow for specialization. The purpose of this application is to request funding for the purchase and implementation of an Imaging and Work Flow System.

**Funding Sources:** In SFY 11, \$20,313 of ROI funds was used to support total expenditures of \$42,275 on the project. The remaining balance of \$281,790 will be expended in or after SFY 12. ROI funds were matched at a rate of 52% federal financial participation (FFP).

## **7. Rite Track Software for Child, Family, Social Service**

Human Services project to purchase of RiteTrack software, a data-reporting system for human service agencies. Previously, clinical monitoring and data tracking were completed without the benefit of a prescribed software. RiteTrack improves the efficiency and effectiveness of State government by providing a mechanism for data integration, analysis, and reporting. RiteTrack software is used at The State Training School for Boys and the Iowa Juvenile Home/Girls' State Training School, two facilities operated by the Human Services to serve Iowa's most-troubled youth.

**Funding Sources:** \$108,485 will be expended in or after SFY12. 100% ROI program funds.

## **8. Portable Driving Simulation Equipment, Project 2**

This is a Law Enforcement Academy project to obtain portable driving simulation equipment that would be used to train all Basic Recruit classes as well as Precision Driving classes to be held throughout the state annually. Studies show that training of this type prevent injury and deaths as well as reducing state, county and city liability. This project supports the IT strategic and tactical plan by updating technology available to Iowa Law Enforcement, jailers and telecommunicators.

**Funding Sources:** 100% ROI program funds

## **9. Grant Notification Portal & Comprehensive Electronic Grant Management**

Management project to expand an enterprise-wide Electronic Grant Management System (IowaGrants.gov). IowaGrants provides a storefront using keyword searches to assist public and private entities seeking funding through state administered grant programs. IowaGrants also manages the grant solicitation,

application, selection, award/contracting, monitoring, communications, modification, reporting, close-out and financial management processes.

**Funding Sources:** 100% ROI program funds. DOM also received RIIF funding to continue the project when ROI funding was depleted.

## 10. GIS Services for Agencies

Natural Resources project to provide contract GIS professional services to assist state agencies in the use of GIS, so as to become more proficient with GIS technology in daily business processes, and to increase coordination between state agency GIS efforts. GIS services provided by this project included direct assistance to individual agency projects and staff, coordination between state agencies, and interaction with the external GIS community so that ideas and resources are shared between all sectors within the state. This GIS project will save the state money through cost avoidance of recreating critical databases and increased efficiency in finding extent data and reformatting to internal requirements, as well as other expected outcomes. GIS users from 12 state agencies were interviewed for current GIS use and future needs. These included staff from DOT, Revenue, Economic Development, Legislative Services, Cultural Affairs, Public Safety, Homeland Security, Education, Human Services, Public Health, Utility Board, and Workforce Development. The inventory was completed, and a GIS business plan for increasing GIS use in state agencies was developed. Training and technical assistance was offered to GIS users in Workforce Development (laborsheds), Human Services (mapping training) and Public Safety (State Police Dispatch update). Further training and data development efforts with users in Economic Development, Legislative Services, Utilities Board and Revenue continued leading to coordinated development of GIS layers for tax districts, transmission lines, railroads, hospitals, schools and school district boundaries. These new GIS data layers were made available to all agencies and the public.

**Funding Sources:** Pooled Technology Fund: \$350,000 requested, \$302,103 awarded. \$25,000 from Federal Geographic Data Committee grant award

## 11. Medical Examiner Case Management

Public Health (IOSME) project developed and implemented a medical examiner case management database application. The system 1) increases efficiency and accuracy of entering death investigation information, and 2) improves ability to retrieve information quickly for multiple time sensitive purposes including rapid case look up, dissemination of autopsy reports to official agencies as well as the timely review by state experts of incoming scene reports from the counties. The ability to provide up-to-date accurate information is also critical to other agencies that are investigating time sensitive incidents such as infectious disease outbreaks or criminal investigations. Statistical reporting capabilities of the IOSME has been greatly improved with the completion of this project.

**Funding Sources:** The primary sources of funding for this project were from ROI and the National Forensic Science Improvement Act grant (Coverdell). Approximately 10 to 15% of the cost of the project was covered from the IOSME budget. Part of the ROI funds were used to pay for a project manager, through a staff augmentation contract, that resulted in successful RFP publication and selection of a vendor. The IOSME has a contract with the vendor (The Computer Solutions Company). The vendor continues to make revisions to the application to meet the needs of a state medical examiner office. The work plans project Implementation and testing was completed by June 14, 2014.



## **12. Application Business Continuity**

Administrative Services project for the enterprise to engage a consultant to: 1) verify data from 2008 collected by HSEMD and related to Continuity of Operations/ Continuity of Government (COOP/COG) plan and identify what gaps still remain that are crucial to business continuity and recovering technologies; 2) develop a methodology for a business impact analysis (cost-use matrix) –solutions and funding plan that can combine solutions where applicable, as it relates to technologies and services that will be recovered in a timely, prioritized manner; and 3) develop a priority process that will assist our Governor’s leadership to review and make important decisions that relate to the safety, health and service to our citizens.

**Funding Sources:** 100% ROI program funds.

## **13. Gateway & Enterprise E-Mail Encryption Services**

Administrative Services project for the enterprise to JCIO sponsored project to augment current gateway services and prevent newer types of spam and viruses from reaching enterprise e-mail accounts. Encryption services are an added benefit to customers by keeping confidential information secure in transit via a seamless and automated fashion. The key benefit to the citizens is the improved protection of their personal and confidential information. New tools allow us to block, capture and report on the quantity of confidential data leaving the network.

**Funding Sources:** 100 % ROI Program funds.

## **14. Virtual Desktop Deployment**

Administrative Services project for the enterprise to develop a “Virtual Desktop” model that relies on thin client architecture. The actual computing is performed in a data center environment with multiple users on one centrally managed computer (server). Applications and data are provided over the network rather than on the local computer. The thin client can be combined with a Voice over IP (VoIP) telephone connection where there is adequate bandwidth, thus reducing communication costs for remote workers. All of the technology ingredients are proven technologies – i.e. thin client, servers, VoIP phones, network switches, etc. Existing applications like MS Office, Outlook, mainframe terminal emulation, internet browser, etc. can be delivered via the Virtual Desktop.

**Funding Sources:** The project is 100% funded from the ROI program.

## **15. Security Education Awareness Training**

Administrative Services project for the enterprise to JCIO sponsored project to develop a consistent training program available to all agencies that tracks employee participation, measures successful completion through testing and provides reports by employee by agency. The training program is primarily focused on end-user training, but is designed for delivery to other target audiences; e.g. technical staff and managers. To successfully complete the training, students are required to correctly answer questions that evaluate understanding and retention of the content.

**Funding Sources:** Iowa Access Funds are augmenting this training initiative to broaden cyber security awareness to state partners and other government institutions. IOWAcess funding (\$100,000) was used to make the initial training system purchase. The Return on Investment Program (ROI) funds were used to renew the training licenses in 2013.

## **16. Justice Data Warehouse Portal**

Human Rights project using reallocated funds from the DHS IABC project. Human Rights renewed a license for the C3D portal. This portal is utilized by all Justice Data Warehouse users and incorporates the

functionality of Business Objects, including Crystal Reports, Ad Hoc, and dashboard functionality. The portal allows us to decrease our annual software maintenance fees, approximately \$15,000/year.

**Funding Sources:** Remaining ROI funds from the DHS IABC project were expended for this project. Funding for the portal is provided by ROI funding.

#### **17. DAS Network Hardware Upgrades**

Administrative Services project to replace aging core data networking equipment in the Lucas Building, completed to benefit the enterprise. Key benefits of the project are a campus data network environment with improved stability and higher throughput that enables workers and the public to reach vital resources. The upgraded network environment meets or exceeds applicable ISO security standards and provides for improved monitoring with the addition of centralized and decentralized monitoring tools.

**Funding Sources:** Remaining ROI funds from other ROI project were expended for this project.

#### **18. DAS ServiceNow Upgrades**

DAS-ITE project to replace exiting helpdesk software with ServiceNow. ServiceNow provides better on-line access for citizens and state employees who are having difficulty with IT applications. Citizens and state employees are able to send a trouble ticket via the web. More automation of processes are now included. On boarding new employees, ordering computers, phones and other services are automated. Improved reporting processes are now included. Service Level Agreements are tracked in the software. Schedules, alerts and escalation are incorporated into the ticketing system. The new version reduces internal costs by hosting off-site through a cloud based offering. Modules included in the implementation include ticket and incident resolution and management; customer self-service portal; reporting; service level agreements; and service catalog. The citizen portal is now live, and the web address is [help.iowa.gov](http://help.iowa.gov). Announcements and knowledge articles can be posted to the site, and citizens now have the ability to submit trouble tickets online to the OCIO. Phase 2 will include change management, problem management, asset management, knowledge base and on-line chat.

**Funding Sources:** Remaining ROI funds from other ROI project were expended for this project.

#### **19. DAS Web Application Firewall, Phase 1**

DAS project to utilize remaining ROI project funds. The main benefit of the Web Application Firewall (WAF) will be to protect production web applications from external attacks and close vulnerabilities found during web security penetration scanning (example: SQL-Injection, Cross-Site-Scripting and DDOS attacks). Once vulnerabilities are found in applications, the ISO can then blacklist the results using the WAF. This will help remediate vulnerable applications until coding or other means can be used to correct them or the application can be replaced if out of support and funding is found. With the large number web application hosted by the OCIO, having the WAF will help in the protection of vital applications that intake, store and display very sensitive data collected by the State of Iowa thus reducing the risk of a data breach.

**Funding Sources:** Remaining ROI funds from other ROI project were expended for this project.

This table includes ROI reimbursements processed through DAS Finance, as of December 31, 2014.

**Table C: FY 12 ROI Project Expenditures**

Project Name	Agency	% Complete	Original Request	Adjusted Request	Expenditures to-date	Obligated Funds	Estimated Complete Date
Continuous Vulnerability Management	Chief Information Officer	99%	\$ 585,000	\$ 585,000	\$ 581,953	\$ 3,047	5/1/15
Personnel Skills Assessment	Chief Information Officer	0%	\$ 400,000	\$ 400,000	\$ 0	\$ 400,000	5/1/15
Gateway & Enterprise E-Mail Encryption Services, Phase 2*	Chief Information Officer	N/A	\$ 300,000	\$ 300,000	\$ 0	\$ 0	N/A
Statewide Address Geocoding, Phase 2	Natural Resources	100%	\$ 550,000	\$ 194,000	\$ 194,000	\$ 0	<b>Complete</b>
Critical Response Notification System	Veterans' Home	0%	\$ 98,000	\$ 98,000	\$ 0	\$ 98,000	5/1/15
Customer Portal*	Human Services	100%	\$ 185,000	\$ 66,728	\$ 0	\$ 0	<b>Returned</b>
Web Application Firewall, Phase 2	Chief Information Officer	100%	\$ 0	\$ 0	\$ 41,728	\$ 0	<b>Complete</b>
Web Application Firewall, Phase 3	Chief Information Officer	0%	\$ 0	\$ 0	\$ 0	\$ 10,385	5/1/15
Gforge Update	Chief Information Officer	25%	\$ 0	\$ 0	\$ 3,758	\$ 10,857	5/1/15
Core Infrastructure & Security Architecture Upgrades	Chief Information Officer	94%			\$ 282,126	\$ 17,874	5/1/15
<b>TOTALS</b>			\$ 2,118,000	\$ 1,643,728	\$ 1,103,565	\$ 540,163	

FY 12 appropriation within the Technology Reinvestment Fund to the Department of Administrative Services for technology improvement projects was \$1,643,728.00

NOTE: ROI funds for the Gateway & Enterprise E-Mail Encryption Services, Phase 2 project were reallocated to fund the Core Infrastructure & Security Architecture Upgrades project. Also, returned funds from the DHS Customer Portal project were used to fund miscellaneous IT projects to benefit the enterprise.

FY 12 ROI funds revert on June 30, 2015

## Table D. FY 12 ROI Project Descriptions and Funding Sources

### 1. Security: Continuous Vulnerability Management

Administrative Services project for the enterprise to fund phase two of the effort. In this phase of the security project, vulnerability-scanning devices will be deployed to all state agencies. This project includes vendor installation, hardware, software, project management, training, and technical consulting. The main outcome of the system is that all executive branch agencies receive timely and continuous automated IT audits for software vulnerabilities and for configuration management.

**Funding Sources:** HSEMD funding is augmenting this initiative and is being used to bring the same service to cities, counties and schools.

### 2. IT Personnel Skills Assessment

Administrative Services project for the enterprise to inventory and assess state personnel conducting IT functions. The scope includes skills such as programming, system design, system development, and other functions associated with IT staff. The goal of this assessment is to gather information to support the information technology redesign efforts by identifying the means to train and develop our IT professionals, as well as future needs of IT skills.

**Funding Sources:** The project is 100% funded from the ROI program.

### 3. Security: Gateway & Enterprise E-Mail Encryption Services, Phase 2

Administrative Services project for the enterprise to further improve gateway and e-mail encryption services. This security project will benefit the enterprise at large and will raise the security level of messaging to a level that would comply with the enterprise standards and defend against current cyber threats. Expected results include enhanced e-mail encryption, spam control and other related services.

**Funding Sources:** 100 % ROI Program funds.

### 4. Statewide Address Geocoding, Phase 2

Phase 2 of the JCIO and Natural Resources project continues production of driveway addresses points and building points to be used in a statewide geocoding and address service. Phase 1 covered most of western Iowa, with Phase 2 working on south-central and northeast Iowa. As of December 1, 2012: 50 Phase 1 counties completed, 20 Phase 2 counties in progress. Phase 2 funding will be expended by 6/30/2013. Additional funding is needed to complete the state. All current Phase 2 funding obligated.

**Funding Sources:** Pooled Technology Fund: \$550,000 requested to complete eastern part of state, \$194,000 awarded.

### 5. Critical Response Notification System

Iowa Veterans Home project for a critical response notification system for unified campus wide communication during an emergency or time sensitive event. The project will fill the gap between IVH's Disaster Recovery plan and State of Iowa communications and DR efforts including COOP/COG.

**Funding Sources:** Direct funding for this project provided entirely by the FY 12 ROI program.

## 6. DHS Customer Portal

Human Services project to build on two DHS projects (OASIS and the Medicaid Portal), and will join additional DHS projects, specifically DHS's Electronic Case File. OASIS is DHS's web-based intake system for lowans to begin the application process for several DHS programs. The Medicaid Portal was developed to support Medicaid providers, members and workers to web-enable the interactions each has with the Iowa Medicaid Enterprise. The unified Customer Portal will enable DHS customers across program boundaries to be able to securely interact with DHS workers and program staff.

**Funding Sources:** The total of \$66,728 was returned by DHS to be used for other technology projects of benefit to the enterprise. The DHS Portal project is complete, and the project was completed without the need for the additional ROI funds.

## 7. OCIO Core Infrastructure & Security Architecture Upgrades

Chief Information Officer project to obtain equipment to provide the ability for ISO and Networking to simultaneously monitor data interfaces at new, higher speeds, with equipment designed to handle the throughput. Key benefits of the project were creation of a core data monitoring fabric parallel to the new core network. This improved the ability to analyze traffic for performance and capacity concerns, and improved data security by providing more thorough, comprehensive and non-disruptive monitoring for data security threats.

**Funding Sources:** Remaining ROI funds from other ROI project were expended for this project.

## 8. OCIO Gforge Upgrade

Chief Information Officer project to use remaining ROI funds from another a completed project. This OCIO project proposal is a request ROI funds to upgrade our instance of GForge, which is a tool used for storing and managing application code, tracking defects and enhancements, and storing technical project documentation. Currently, GForge supports more than 1,200 users representing approximately 200 organizations across state agencies, cities, counties and vendor communities. There are over 1,000 code commits per month on 40-60 projects. In the near future, the OCIO intends to rollout GForge to other agencies such as DNR and ICN; however, the current version has some performance and functionality concerns at the application, database and server levels that need to be addressed before moving forward. There is also an intention to utilize funds for purchasing web enabled Smart HDTVs to be utilized for displaying dashboard monitors and metrics across the department.

**Funding Sources:** Remaining ROI funds from other ROI project were expended for this project.

## 9. OCIO Web Application Firewall, Phase 2

Chief Information Officer project to utilize remaining ROI project funds. The main benefit of the Web Application Firewall (WAF) will be to protect production web applications from external attacks and close vulnerabilities found during web security penetration scanning (example: SQL-Injection, Cross-Site-Scripting and DDOS attacks). Once vulnerabilities are found in applications, the ISO can then blacklist the results using the WAF. This will help remediate vulnerable applications until coding or other means can be used to correct them or the application can be replaced if out of support and funding is found. With the large number web application hosted by the OCIO, having the WAF will help in the protection of vital applications that intake, store and display very sensitive data collected by the State of Iowa thus reducing the risk of a data breach.

**Funding Sources:** Remaining ROI funds from other ROI project were expended for this project.

STATE OF IOWA



Office of the Chief Information Officer

# **Fiscal Year 2014 IOWAccess Revolving Fund Annual Report**

**(Appendix C)**

January 2015

State of Iowa  
**Fiscal Year 2014**  
**IOWAccess Revolving Fund Annual Report**



This annual report was produced in compliance with Iowa Code section 8B.33 to be submitted to the General Assembly and Legislative Services Agency not later than January 31, 2015. A copy of this publication has been filed in compliance with Iowa Code sections 8B.9.

This report is available at the Iowa Publications Online website at <http://publications.iowa.gov/> and is filed under the Office of the Chief Information Officer.

© Copyright Iowa Office of the Chief Information Officer.

# Fiscal Year 2014 IOWAccess Revolving Fund Annual Report

## Table of Contents

	<u>Page</u>
Acknowledgements .....	4
Foreword .....	5
Executive Summary .....	6
Iowa Code Section 8B.9 – Reports Required.....	6
Iowa Code Section 8B.33 – IOWAccess Revolving Fund .....	7
Funding Guidelines for IOWAccess Projects.....	7
IOWAccess Business Model .....	8
IOWAccess Projects Developed by Agencies (Fiscal Year 2014).....	9
Ongoing IOWAccess Expenses .....	10
Unobligated Cash Balance for IOWAccess .....	10
Pending IOWAccess Projects Under Review .....	11
IOWAccess Value-Added Fees Approved in Fiscal Year 2014 .....	13
Appendix 1. Iowa Interactive Annual Report .....	14



## Acknowledgements

The Office of the Chief Information Officer (OCIO) would like to express our appreciation to the agencies and organizations involved with IOWAccess projects, as well as the staff from Iowa Interactive for their efforts in assembling and editing the data required to compile this report.

The OCIO would like to thank Phil Miclot for his help with this report and the financial oversight of the IOWAccess Revolving Fund. Finally, we would like to recognize Wes Hunsberger for his operational and technical support of the IOWAccess Revolving Fund and acknowledge Wes for producing and distributing this publication. Please direct any questions about this *Fiscal Year 2014 IOWAccess Revolving Fund Annual Report* to Wes Hunsberger at [wes.hunsberger@iowa.gov](mailto:wes.hunsberger@iowa.gov) or (515) 281-6993.

## Foreword

The various IOWAccess projects that have been developed through the IOWAccess Revolving Fund continue to make more data available from state government and are a means to connect more citizens to their government. Since 1998, completed projects totaling over \$14 million have been financially supported by IOWAccess. In addition, over \$4 million has been awarded towards e-Government projects currently under development.

The purpose of the IOWAccess Revolving Fund is to create and provide a service to Iowa's citizens that will serve as a gateway for one-stop electronic access to governmental information, transactions, and services at state, county, or local levels. In this role, the fund supports agency proposals that facilitate ease of application, accessibility of information, and/or submission of data.

State government is currently working on several information technology initiatives related to consolidation. A great tool for enabling several of the IT consolidation initiatives is the IOWAccess Revolving Fund, one of the funding sources for these important projects. We look forward to continuing the success of these consolidation initiatives through IOWAccess funding.

The IOWAccess Revolving Fund has been and continues to be an important funding source for a variety of e-Government projects, from licensing services to providing website accessibility training to agency employees. The following report details the projects that were completed or are in development for the period ending June 2014. And a list of potential projects is also included to give the reader a forecast of future IOWAccess funding.

IOWAccess funding is integral to the implementation of innovative technology solutions in our citizen-centric government. Thank you for partnering with us to make the State of Iowa a technology leader.

Bob von Wolfradt, Chief Information Officer  
Office of the Chief Information Officer  
1305 East Walnut Street  
Des Moines, IA 50319



## IOWAccess Revolving Fund

Fiscal Year 2014 Annual Report

### Executive Summary

The Office of the Chief Information Officer is required to report on the activities funded and the expenditures made from the IOWAccess Revolving Fund. IOWAccess was created in 1998 and remains an important funding source for e-Government initiatives within the State of Iowa. This program continues to provide funds in support of initiatives to connect Iowans with their government by utilizing the accessibility and technology of the Internet.

This report highlights the Fiscal Year 2014 accomplishments of IOWAccess, including IOWAccess projects in development. Certain services offered through IOWAccess charge a value-added fee. Contained within this report are a description of the IOWAccess business model and the processes employed by IOWAccess to fund and monitor projects, along with a listing of projects funded during the reporting period.

The financial section of this report (pages 9 through 12) includes a listing of IOWAccess projects in development by agencies during Fiscal Year 2014. This table of IOWAccess projects developed by agencies lists both those project under development for this time period, as well as those projects completed since the last legislative report was produced. The financial section also includes ongoing IOWAccess expenses, the unobligated cash balance for IOWAccess and a listing of projects under review that may receive IOWAccess funding in the immediate future.

### Iowa Code Section 8B.9 – Reports Required

Following is the applicable Iowa Code citation for the CIO to produce the report:

- 4. An annual report of expenditures from the IOWAccess revolving fund as provided in section 8B.33.*

## Iowa Code Section 8B.33 – IOWAccess Revolving Fund

Following is the applicable Iowa Code citation for the IOWAccess Revolving Fund:

- 1. An IOWAccess revolving fund is created in the state treasury. The revolving fund shall be administered by the office and shall consist of moneys collected by the office as fees, moneys appropriated by the general assembly, and any other moneys obtained or accepted by the office for deposit in the revolving fund. The proceeds of the revolving fund are appropriated to and shall be used by the office to maintain, develop, operate, and expand IOWAccess consistent with this chapter, and for the support of activities of the technology advisory council pursuant to section 8B.8.*
- 2. The office shall submit an annual report not later than January 31 to the members of the general assembly and the legislative services agency of the activities funded by and expenditures made from the revolving fund during the preceding fiscal year. Section 8.33 does not apply to any moneys in the revolving fund, and, notwithstanding section 12C.7, subsection 2, earnings or interest on moneys deposited in the revolving fund shall be credited to the revolving fund.*

## Funding Guidelines for IOWAccess Projects

To seek IOWAccess funds the following guidelines apply:

- The request must be made by a State of Iowa, county, or local government agency
- The request must meet the mission of the government
- The proposed project must provide a benefit to the state and provide a service to the citizens of Iowa
- The proposed project must provide electronic access to government information or transactions whether federal, state or local
- The government agency can outsource management of the website to a non-profit organization, but the agency is ultimately responsible for the information contained therein
- The proposed project, once completed, can be shared with and used by other political subdivisions of the state, as appropriate
- The state retains ownership of any final product or is granted a permanent license to the use of the product

The funding for IOWAccess applications improves the availability, quality, use, and sharing of data; provides a unique source of funds for innovative e-Government programs; and is used as an adjunct to federal and state funding to improve the effectiveness of government programs, consistent with the goals of IOWAccess.

IOWAccess projects are recommended by an IT procurement review process supported by Iowa's Chief Information Officer in his role of representing state government information

technology. Project recommendations are then forwarded to the CIO for final review and approval. This process is to ensure that IOWAccess efforts are targeted at relevant electronic government services.

## IOWAccess Business Model

The purpose of IOWAccess is to create and provide a service to citizens of the state that will serve as a gateway for one-stop electronic access to government information, transactions, and services at state, county, or local levels. In this role, the fund supports agency proposals for funding of such projects.

The OCIO contracts with Iowa Interactive, LLC, a wholly-owned subsidiary of NIC, Inc. to be the network manager.

The original Iowa Interactive agreements expired on September 30, 2005. The State of Iowa competitively bid the contract for IOWAccess development and support services, and Iowa Interactive was awarded the new contract effective April of 2006 for a six-year term, with an option for a one-year extension ending March 31, 2013. A further extension was granted through March 31, 2014. The State of Iowa released an RFP to determine a vendor in support of the network manager role currently held by Iowa Interactive. The procurement process related to this RFP was completed and selected Iowa Interactive as the service provider. A new contract was signed on June 30, 2014 to run for two years through July 1, 2016.

Iowa Interactive provides enhanced access to Driver License Record Abstracts (DLR) as a service provided by IOWAccess. IOWAccess and Iowa Interactive share the \$3.00 value add service fee that is assessed to users who access electronic DLRs. This transaction revenue funds dozens of static and dynamic web services created for state agencies by Iowa Interactive at no cost to the agencies. Iowa Interactive is not paid with General Fund dollars. Instead, Iowa Interactive receives its revenue from their portion of the DLR transaction fees paid by the users of that service.

### IOWAccess Projects in Development by Agencies (through June 2014)

Project Name	Agency	% Complete	Original Amount Approved	Current Amount Approved	Amount Spent	Obligated Unspent Balance	Estimated Complete Date
AMANDA Healthcare Provider Licensing Database - Execution	Public Health	100%	\$ 567,575	\$ 669,000	\$ 669,000	\$ 0	<b>Complete</b>
ARRA Project Phase 2 – Execution	Management	84%	\$ 497,635	\$ 497,635	\$ 419,043	\$ 78,592	6/30/2015
Iowa Code and Rules Easy Navigation and Search – Execution	Legislative Services Agency	100%	\$ 325,000	\$ 325,000	\$ 325,000	\$ 0	<b>Complete</b>
Workers' Compensation PERFECT System – Execution	Workforce Development	0%	\$ 25,000	\$ 25,000	\$ 0	\$ 25,000	6/30/2015
AMANDA Phase II – Full Project	Workforce Development, Public Health	92%	\$ 834,050	\$1,240,501	\$1,146,995	\$ 93,506	6/30/2015
AMANDA Direct Care Workforce Credentialing System	Public Health	50%	\$ 308,367	\$ 308,367	\$ 152,715	\$ 155,652	6/30/2015
Terrace Hill One Year Hosting	Terrace Hill	0%	\$ 2,587	\$ 2,587	\$ 0	\$ 2,587	6/30/2015
NAPIS–IAFRS System	Aging	100%	\$ 300,000	\$ 330,000	\$ 330,000	\$ 0	<b>Complete</b>
Transparency DATA Share – Planning & Execution	Management	89%	\$ 125,659	\$ 168,483	\$ 149,496	\$ 18,987	6/30/2015
Iowa Food and Consumer Safety Licensing and Inspections System – Full Project	Inspections & Appeals	100%	\$ 195,185	\$ 195,185	\$ 195,185	\$ 0	<b>Complete</b>
Environmental Health Division Online Licensing System	Public Health	96%	\$ 312,444	\$ 312,444	\$ 299,611	\$ 12,833	6/30/2015
AMANDA Licensing System Enhancement – Elevators	Workforce Development	91%	\$ 177,017	\$ 165,062	\$ 149,873	\$ 15,189	6/30/2015
Iowa Electronic Vital Records System	Public Health	100%	\$ 500,000	\$ 500,000	\$ 500,000	\$ 0	<b>Complete</b>
LiveHelper Software for Live Chat	State Library	40%	\$ 2,040	\$ 2,040	\$ 816	\$ 1,224	6/30/2015
Develop Health Screening Modules (Vision/Dental) in the Immunization Registry Information System - IRIS	Public Health	100%	\$ 150,000	\$ 150,000	\$ 150,000	\$ 0	<b>Complete</b>
Iowa Geospatial Governance and Guidelines	Public Defense	1%	\$ 750,000	\$ 750,000	\$ 11,000	\$ 739,000	6/30/2016
IGOV Admin Rules Website	Chief Information Officer	22%	\$ 300,000	\$ 300,000	\$ 65,227	\$ 234,773	6/30/2016
Service Desk and Asset Management Software FY 13	Chief Information Officer	88%	\$ 298,780	\$ 178,437	\$ 157,035	\$ 21,402	6/30/2016
Service Desk and Asset Management Software FY 14	Chief Information Officer	96%	\$ 484,162	\$ 604,505	\$ 578,693	\$ 25,812	6/30/2016
U.S. Bank Service Fee Processing Charge	Enterprise	0%	\$ 100,000	\$ 100,000	\$ 0	\$ 100,000	6/30/2016
GIS Assistance in Fulfillment of Agricultural Adjustment (Pursuant to IAC 701 71.3)	Revenue, multiple counties	0%	\$ 313,200	\$ 313,200	\$ 0	\$ 313,200	12/31/2016
<b>TOTALS</b>			<b>\$6,568,701</b>	<b>\$7,137,446</b>	<b>\$5,299,689</b>	<b>\$1,837,757</b>	

## Ongoing IOWAccess Expenses

Expense Item	Expenditures in Fiscal Year 2014
Small Project Reserve <sup>1</sup>	\$ 0
Non-Project Expenditures <sup>2</sup>	\$ 9,000
IOWAccess OCIO Support Costs <sup>3</sup>	\$ 0
Applications Development & Infrastructure Support <sup>4</sup>	\$ 252,130
Professional Services for eGovernment Maintenance (Iowa Interactive) <sup>5</sup>	\$ 1,609,922
<b>IOWAccess Total Expended on Special Projects in Fiscal Year 2014</b>	<b>\$ 1,871,052</b>

## Unobligated Cash Balance for IOWAccess

Cash Balance July 1, 2014	\$ 4,967,299
Total Contracted Not Expended	\$ 1,892,507
<b>Unobligated Balance</b>	<b>\$ 3,074,792</b>
<b>Pending IOWAccess Projects (pages 11-12)</b>	<b>\$ 3,511,000</b>
<b>Balance Available for Future Projects</b>	<b>\$ -436,208</b>

<sup>1</sup> The Small Project Reserve is intended to provide a source of funds, accessible to the CIO, to be used to fund low cost, short duration projects and support activities. These efforts are intended to have a total implementation cost of \$25,000 or less. This sub-unit also includes indirect costs, such as management time.

<sup>2</sup> Non-Project Expenditures includes expenditures that are not applicable to a project, such as IOWAccess manager travel expenditures.

<sup>3</sup> IOWAccess OCIO Support Costs reflects the salary, benefit and overhead costs for the IOWAccess manager.

<sup>4</sup> Applications Development & Infrastructure Support includes projects not sponsored by particular agencies, such as the State Phone Book and School Alerts System, as well as support for IOWAccess.

<sup>5</sup> Professional Services reflects the Iowa Interactive payments for certified abstracts of vehicle operating records electronically sold.

**Pending IOWAccess Projects under Final Review**

		Agency	Request
1	<b>Licensing Portal – Shared Costs for Enterprise Solution</b>		
	Moving the licensing application from multiple agencies to an enterprise solution, enabling a standard set of support and public facing access and feature sets.	Public Health, Workforce Development	<b>\$380,000</b>
2	<b>Enhanced Data Sets for Next Generation Iowa Transparency / Data Portal</b>		
	Licenses and development for improved and additional modules enabling more access to the State’s data by citizens and businesses.	Enterprise	<b>\$200,000</b>
3	<b>Agency Training on 508 Compliance &amp; Drupal</b>		
	Outreach, training, and awareness communications for agency staff who post and manage web site communications. Complies with federal law.	Enterprise	<b>\$45,000</b>
4	<b>Hosting / Services for Public-Relation Information and Data</b>		
	Hosting services for agency public facing web sites and information pages for accessibility across the state.	Enterprise	<b>\$51,000</b>
5	<b>Public Communications for Online Versus In-Line Citizen Services</b>		
	Consolidating services fees pages and access into one-stop shopping, as well as online self-subscribing citizens for multiple agency web pages across the state Required by House File 2274.	Enterprise	<b>\$150,000</b>
6	<b>Public Access &amp; Jurisdictions to Grants Application and Services - Hosting</b>		
	Provides hosting and management costs to enable enterprise grants management system for all agencies and jurisdictions with phase II providing more direct public access for state provide grants.	Management, Enterprise	<b>\$150,000</b>
7	<b>Iowa Photo / Media Gallery, Economic &amp; Tourism</b>		
	An online system with integration to social media systems and other online services for citizens to view and/or upload pictures, events, historic sites, and scenic destinations across the State of Iowa, etc. In addition, online services for agencies to post media that can be available to citizens in one place.	Natural Resources, Economic Development	<b>\$150,000</b>



		Agency	Request
8	<b>Mobile Development</b>		
	Leveraging data already available on the State of Iowa data portal (data.iowa.gov) and other sites, the IOWAccess fund will sponsor mobile development opportunities for mobile applications to be developed and funded by the State of Iowa by engaging citizens and businesses.	Enterprise	<b>\$200,000</b>
9	<b>Next Generation Admin Rules</b>		
	Facilitate public access to administrative rules, public notices, and availability to submit public comments to proposed rules, and a central location for meeting notices and citizen engagement.	Management, Legislature	<b>\$100,000</b>
10	<b>Transparency Site (New / Old)</b>		
	The Iowa data portal (data.iowa.gov) has been established as a resource to provide transparency into state government financials and other data repositories. The additional funds will support the implementation of the system and deployment of additional machine readable data sets beyond financial data.	Management, Governor's Office	<b>\$335,000</b>
11	<b>Broadband</b>		
	Support for enhancing Iowan's access to internet, government services, education, and healthcare.	Citizens	<b>\$1,000,000</b>
12	<b>Connect Iowa Mapping Broadband</b>		
	Funding to support the Connected Iowa program to increase the availability of broadband Internet access for the public. Costs to support the program include data collection and analysis of metrics, geospatial analysis, public outreach, stakeholder coordination, and connected communities programs.	Economic Development	<b>\$750,000</b>
	<b>TOTAL of IOWAccess Projects under Final Review</b>		<b>\$3,511,000</b>

## IOWAccess Value-Added Fees Approved in Fiscal Year 2014

Following is a description of value-added services contained in Iowa Code:

**8B.1 9.** *“Value-added services” means services that offer or provide unique, special, or enhanced value, benefits, or features to the customer or user including but not limited to services in which information technology is specially designed, modified, or adapted to meet the special or requested needs of the user or customer; services involving the delivery, provision, or transmission of information or data that require or involve additional processing, formatting, enhancement, compilation, or security; services that provide the customer or user with enhanced accessibility, security, or convenience; research and development services; and services that are provided to support technological or statutory requirements imposed on participating agencies and other governmental entities, businesses, and the public.*

Other Iowa Code citations with emphasis on value-added services associated with IOWAccess:

### **8B.31 IOWAccess — Office Duties and Responsibilities**

1. *IOWAccess. The office shall establish IOWAccess as a service to the citizens of this state that is the gateway for one-stop electronic access to government information and transactions, whether federal, state, or local. Except as provided in this section, IOWAccess shall be a state-funded service providing access to government information and transactions. The office, in establishing the fees for value-added services, shall consider the reasonable cost of creating and organizing such government information through IOWAccess.*
2. *Duties. The office shall do all of the following:*
  - a. *Establish rates to be charged for access to and for value-added services performed through IOWAccess.*

### **Fiscal Year 2014 Value-Added Service Fees**

Pursuant to code section 8B.31, the OCIO has not received any requests to approve value-added service fees. No requests were received since the publication of the last IOWAccess Revolving Fund report.

## Appendix 1. Iowa Interactive Annual Report




Iowa Interactive

# Iowa Interactive Annual Report

July 2013 through June 2014

**(Appendix D)**



## Executive Summary

Iowa Interactive is the Network Manager for the State of Iowa. Iowa Interactive manages Iowa.gov and is also responsible for providing development, management, and support for static and dynamic Web sites and dynamic and mobile applications to state agencies. These services are completely self-funded and Iowa Interactive receives no general fund monies. The following information outlines activities undertaken by Iowa Interactive during the 2014 Fiscal Year.

The report focuses on new projects that have gone live, the ongoing support Iowa Interactive provides, the value of services and minimum cost avoidance to the state agencies that chose to work with Iowa Interactive, survey results, and any additional marketing and promotional efforts in which Iowa Interactive was involved.

During 2014 Iowa Interactive completed six projects with six different agencies. Iowa Interactive deployed six Web sites that were redesigned in the new state standard Content Management System (CMS) Drupal. All six Web sites were built in accordance with the state standard and featured responsive design so they can also be viewed on any mobile device.

Costs avoided by agency partners that work with Iowa Interactive is one way that value is measured. Cost avoidance is based on expenditures that agencies did not incur for services they received. This is different from savings. Agencies realize cost savings when they stop or reduce the amount being paid for a service. One way Iowa Interactive calculates cost avoidance is based on the Department of Administrative Services/Information Technology Enterprise (DAS/ITE) hourly development rate of \$113. Applying this rate to the number of hours gives a minimal cost avoidance rate. It is important to note that the DAS/ITE rate is a blended rate that is below the commercial market rate.

Another factor considered is the costs associated with issuing a Request For Proposal (RFP). Due to the fact that Iowa Interactive has already gone through the competitive bid process to provide eGovernment services, agencies do not have to write, issue, review, score, award, and negotiate a contract from an RFP. In consultation with the Center for Digital Government it is estimated that an RFP costs a state no less than \$250,000 to fully execute. It is difficult to calculate an exact cost associated with each RFP as they vary based on the size and complexity of a project. In some extreme cases, the costs of issuing an RFP can be greater than the actual cost of a project. Knowing this, each agency working with Iowa Interactive realized an additional minimum cost avoidance of \$250,000 for each new project and could realize the same cost avoidance for some enhancement or maintenance projects that might otherwise require an RFP. During 2014 the State of Iowa realized a minimum cost avoidance of \$1,500,000 in what would have been RFP related costs alone for the six new projects Iowa Interactive completed.

By leveraging the self-funded model, the State of Iowa received a minimum value and cost avoidance of \$4,154,596.00 worth of service from Iowa Interactive. The revenues Iowa Interactive received from the State of Iowa totaled \$2,003,166.00. The difference between the actual revenue received and the minimum value of the service provided and cost avoidance is \$2,151,430.00.

## Portal Facts

During Fiscal Year 2014 Iowa Interactive has:

- Invested approximately 17,440 hours in development, project management and maintenance activities for the State of Iowa. This equates to a minimum cost avoidance of \$1,970,720.00.
- Provided approximately 2,112 hours of customer support and account management. This equates to a minimum combined cost avoidance of approximately \$238,656.
- Provided a minimum of 3,940 hours of portal management. This equates to a minimum cost avoidance of \$445,220.00.
- Launched 6 new projects with partners. This equated to a minimum cost avoidance of \$1,500,000 in RFP related fees.
- Provided service to a minimum of 22 different State of Iowa government agencies and divisions.
- Performed approximately 144 Web site maintenance and content management code rolls.
- Developed and deployed 20 code rolls that included 227 enhancements to existing applications.
- Developed and deployed 19 code rolls that corrected 82 bugs/issues to existing applications.
- Managed approximately 1,151 users within 868 active accounts with access to certified Driver License Record Abstracts.
- Managed an additional 345 free access accounts and 710 free users with access to Driver License Record Abstracts.
- Managed approximately 3 accounts used for the Help America Vote Act (HAVA) comprised of 354 users in County Auditors' offices.
- Processed 1,176,733 transactions through the various transaction-based applications.
- Processed 1,110,282 transactions accessing free Driver License Record service.
- Over 32,000 downloads of mobile applications in the Apple Store, Google Play and Amazon App store.

## Fiscal Year 2014 Transaction Totals

<b>Service</b>	<b>Volume</b>
Department of Transportation Driver License Record Lookup	1,110,282
Iowa Bureau of Professional Licensure Licensing	4,656
Professional Licensing Division Online Renewals	15,128
Professional Licensing Division Letters of Good Standings	789
Plumbers & Mechanical Engineers Licensing	946
Electrical Permits and Inspections	27,305
Electrical Licensing	16,576
Online Conference Registration & Payment/Transaction Management	1,051

## New Projects Completed July 2013 to June 2014

The following is a list of new projects Iowa Interactive and its partners completed during the 2014 Fiscal Year. The minimum cost avoidance calculation is based on the Information Technology Enterprise (ITE) development rate of \$113 per hour.


Due to the fact that Iowa Interactive has already gone through the competitive bid process to provide eGovernment services, agencies do not have to write, issue, review, score, and award a contract from a Request For Proposal (RFP). In consultation with the Center for Digital Government it is estimated that an RFP costs a state no less than \$250,000 to fully execute. It is difficult to calculate an exact cost associated with each RFP as they vary based on the size and complexity of a project. In some extreme cases, the costs of issuing an RFP can be greater than the actual cost of a project. Knowing this, each agency working with Iowa Interactive realized an additional minimum cost avoidance of \$250,000 for each new project and could realize the same cost avoidance for some maintenance projects that might otherwise require an RFP. During 2014 the State of Iowa realized a minimum cost avoidance of \$1,500,000 in what would have been RFP related costs alone.

### Dynamic Free Responsive Designed Websites

#### Connect Every Iowan Web Site

This new Web site is designed to promote the information to the public about the Governor's Connect Every Iowan initiative that was launched in September 2013. The committee collects information from citizens and makes recommendations regarding broadband.

Hours invested by Iowa Interactive:	96.75
Minimum development & project management cost avoidance:	\$10,932.75

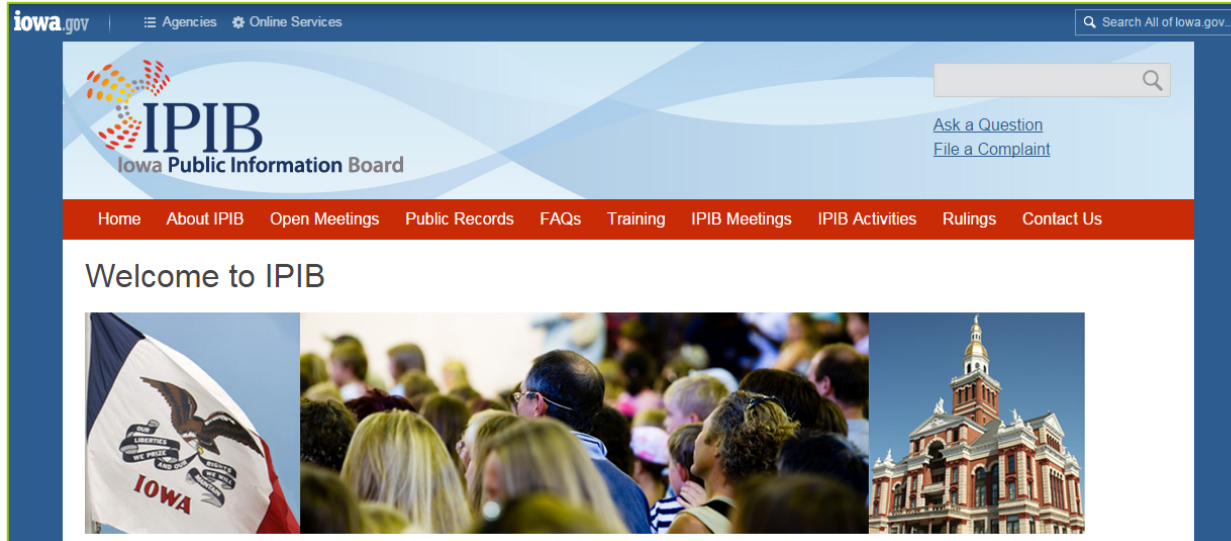




Iowa Public Information Board Web Site Redesign

This is a redesigned Web site for the Iowa Public Information Board. The site was moved into Drupal as required by the state Web site standard.

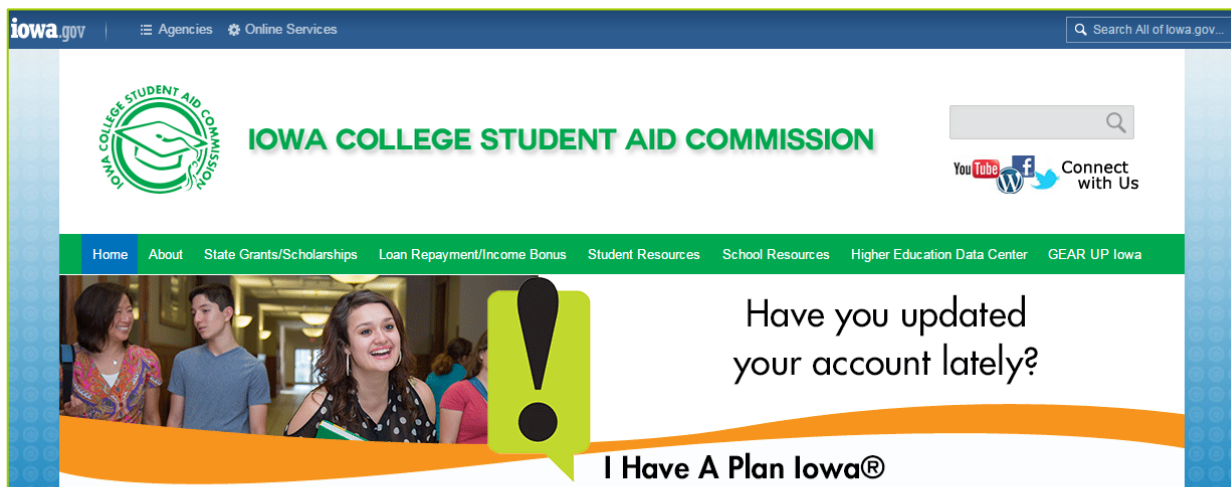
Hours invested by Iowa Interactive: 62  
Minimum development & project management cost avoidance: \$7,006.00



Iowa College Student Aid Commission Web Site

This is a redesigned Web site for the Iowa College Student Aid Commission. The site was moved into Drupal as required by the state Web site standard.

Hours invested by Iowa Interactive: 318.25  
Minimum development & project management cost avoidance: \$35,962.25



Iowa Professional Licensing Bureau Web Site

This is a redesigned Web site for the Iowa Professional Licensing Bureau. The site was moved into Drupal as required by the state Web site standard.

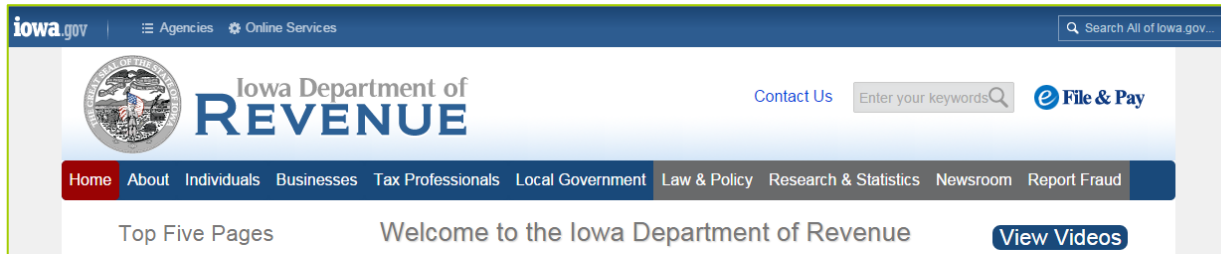
Hours invested by Iowa Interactive: 317.50  
Minimum development & project management cost avoidance: \$35,877.50



Iowa Department of Revenue Web Site

This is a redesigned Web site for the Iowa Department of Revenue. The site was moved into Drupal as required by the state Web site standard.

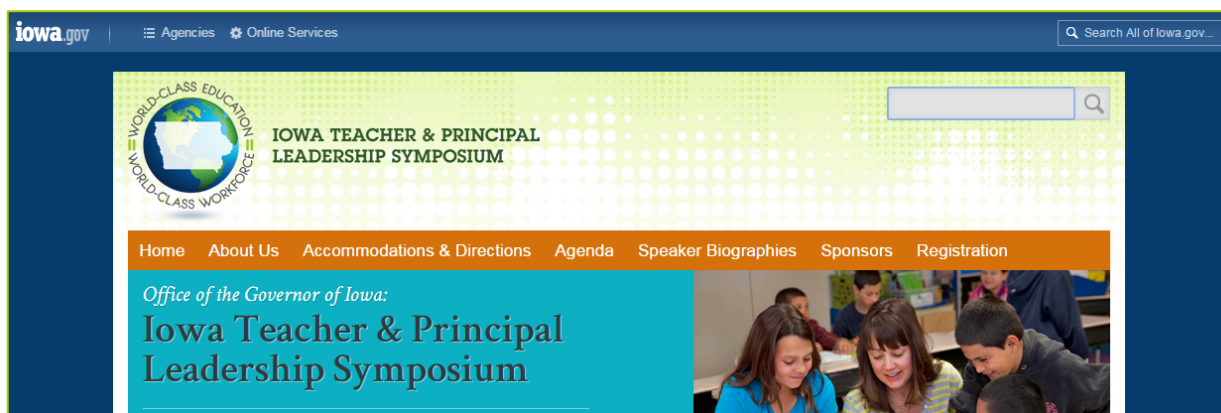
Hours invested by Iowa Interactive: 209.50  
Minimum development & project management cost avoidance: \$23,645.25



Teacher Leadership Symposium Web Site

This is a redesigned Web site for the Teacher Leadership Symposium. The site was moved into Drupal as required by the state Web site standard.

Hours invested by Iowa Interactive: 63  
Minimum development & project management cost avoidance: \$7,119.00

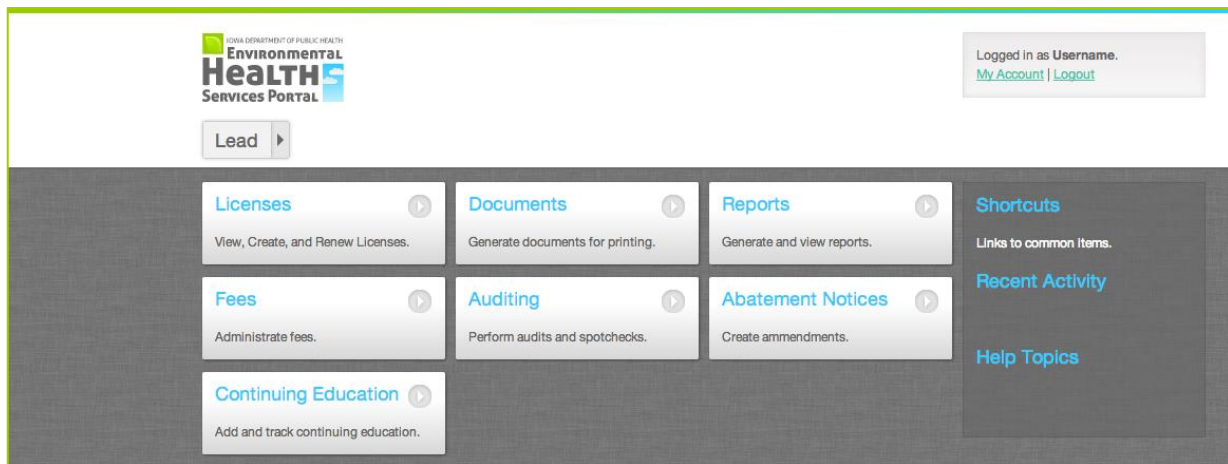


## Transaction Applications

### Environmental Health Licensing - Lead Division

This is a licensing system for the Lead Division of the Department of Public Health, Environmental Health Division. The application has an administrative tool that incorporates all the office workflows which allows the Lead Division to manage every aspect of their program. The public side features a full renewal system that not only allows for licensees to renew their current licenses, but also the ability to apply for a new license and pay online.

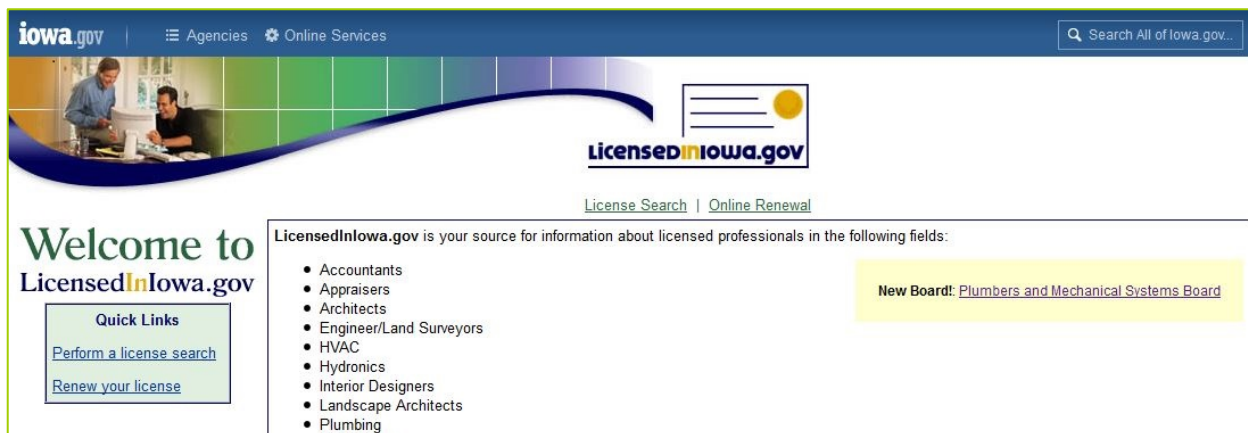
Hours invested by Iowa Interactive: 613.50  
Minimum development & project management cost avoidance: \$69,325.50



### Department of Commerce - Professional Licensing Bureau

This is the licensing application for the Iowa Professional Licensing Bureau. The application has an administrative tool that incorporates all the office workflows which allows the Bureau to manage every aspect of their program. The public side features a full renewal system and the ability to pay for the license online.

Hours invested by Iowa Interactive: 808.50  
Minimum development & project management cost avoidance: \$91,360.50



Department of Public Health - Plumber and Mechanical System Board

This is licensing application for the Plumbing and Mechanical Systems Board of the Department of Public Health. The application has an administrative tool that incorporates all the office workflows which allows the Board to manage every aspect of their program. The public side features a full renewal system and the ability to pay for the license online.

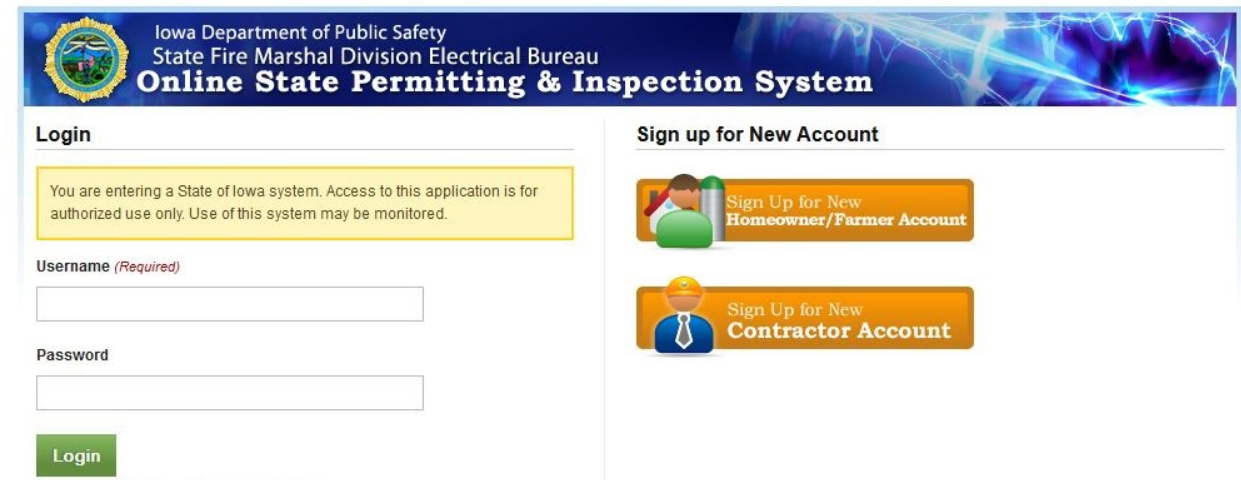
Hours invested by Iowa Interactive: 2,003.50  
Minimum development & project management cost avoidance: \$226,395.50



Department of Public Safety – Permits and Inspections

This is a permitting and inspections application for the State Fire Marshal Division Electrical Bureau of the Department of Public Safety. The application has an administrative tool that incorporates all the office workflows which allows the Bureau to manage every aspect of their program. The public side features a full renewal system and the ability to pay for the license online.

Hours invested by Iowa Interactive: 30  
Minimum development & project management cost avoidance: \$3,390.00



Department of Public Safety – Electrical Licensing

This is a licensing application for the Iowa Electrical Examining Board of the Department of Public Safety. The application has an administrative tool that incorporates all the office workflows which allows the Board to manage every aspect of their program. The public side features a full renewal system and the ability to pay for the license online.


Hours invested by Iowa Interactive: 107.50  
Minimum development & project management cost avoidance: \$12,147.50



Symposium21 Conference Registration\*

In conjunction with the Symposium21 Web site, the Alcoholic Beverages Division leveraged Iowa Interactive Conference Registration service for the registration, payment, and administration of the Symposium21 Conference.

Hours invested by Iowa Interactive: 35.75  
Minimum development & project management cost avoidance: \$4,039.75



## Governors Office Bullying Prevention Conference Registration\*

In conjunction with the Bullying Prevention Web site, the Governor's Office leveraged Iowa Interactive Conference Registration service for the registration, payment, and administration of the Bullying Prevention Summit.

Hours invested by Iowa Interactive: 104.30  
Minimum development & project management cost avoidance: \$11,785.90



\*Work for the design of the Web site and set up of the conference registration instance for this entity was combined since one aspect was dependent on the other in the deliverables for the event.

## Web Site and Application Development and Maintenance

Iowa Interactive develops and maintains a number of Web sites and applications on a daily basis. During Fiscal Year 2014 Iowa Interactive worked on a total of 22 various projects, investing a total of 17,438.35 hours. The minimum cost avoidance fee is based on ITE's development rate of \$113 per hour. This rate is lower than the commercial market rate and therefore could be higher if rates reflected what a private sector service provider would likely charge. This amount is also the minimum value of the service to the State of Iowa.

There were no general fund dollars used to cover the costs of these services. Instead, they were all self-funded. Iowa Interactive's projects have been categorized into three types:

### 1. Static Web Site Maintenance

The Static Web Site Maintenance category consists of Web sites that do not have a content management tool or a software application behind them. These are legacy sites that agencies use to provide information. Iowa Interactive provides content updates and simple maintenance request at no charge to the agency. All new sites were built in the Drupal Content Management System so this category will decrease in size.

### 2. Free Dynamic Application Design and Maintenance

The Free Dynamic Application Design and Maintenance category consists of Web applications that are dynamic, which means there is a database and software application that retrieves and displays stored information. In some cases these applications process an exchange of information such as a form, pulling mapping features, a content management system that displays site content, etc. Agencies who received service for free dynamic design and maintenance paid nothing to Iowa Interactive for these services.

### 3. Transaction Application Design and Maintenance

The Transaction Application Design and Maintenance category consists of web applications that are dynamic. There is a database or an application that displays information. These applications process payment transactions. Each of these services has a Web interface that the public uses and an administrative tool that is used by the office staff to manage the daily operations of that particular service. Iowa Interactive receives or will receive a transaction fee for each of these services. In some cases the fee comes from the licensing fee users pay. In other cases there is a Value Add Fee on top of the statutory fee that users pay. These projects are noted with a \$ symbol.

Service Type	Total Hours	Total Minimum Cost Avoidance
Static Web Site Maintenance	252.5	\$28,532.50
Free Dynamic Application Design and Maintenance	12,642.85	\$1,428,642.05
Transaction Application Design and Maintenance	4,543	\$513,359.00
<b>GRAND TOTAL</b>	<b>17,438.35</b>	<b>\$1,970,533.55</b>

The chart on the following page shows the projects and maintenance in which Iowa Interactive was involved during the 2014 Fiscal Year. The information is organized by the top level agency. Some agencies have multiple projects. Hours and minimum cost avoidance are shown. The Agency Subtotal columns show the total hours and minimum cost avoidance for each of the top level agencies.

Top Level Agency	Web Site Design, Application Development and Maintenance	Hours	Minimum Cost Avoidance	Agency Subtotal of Hours	Agency Subtotal Minimum Cost Avoidance
Department of Transportation	Iowa Scenic Byways	13.00	\$1,469.00	955.75	\$107,999.75
	iOS Driver Practice Exam	7.25	\$819.25		
	Driver License Look-Up \$	935.50	\$105,711.50		
Department of Public Health	Plumbers and Mechanical Systems Board Licensing \$	2,003.50	\$226,395.50	2,661.50	\$300,749.50
	Bureau of Professional Licensure \$	44.50	\$5,028.50		
	Environmental Health Portal – Lead \$	613.50	\$69,325.50		
Terrace Hill	Terrace Hill	34.50	\$3,898.50	34.50	\$3,898.50
Department of Public Safety	AMBER Alert	36.25	\$4,096.25	314.25	\$35,510.25
	Accident Reports	50.75	\$5,734.75		
	Breath Alcohol	54.00	\$6,102.00		
	Permits and Inspections \$	30.00	\$3,390.00		
	Alcoholic Beverages Division – Event Registration Conference	35.75	\$4,039.75		
	Electrical Licensing \$	107.50	\$12,147.50		
Public Defender	Public Defender	8.75	\$988.75	8.75	\$988.75
Office of the Governor	Governor's Web Site	0.50	\$56.50	536.80	\$60,658.40
	STEM – Web Site Redesign	72.00	\$8,136.00		
	Iowa.gov Brandstad Administration	136.25	\$15,396.25		
	Lt. Governor Web Site	3.50	\$395.50		
	Governor's Office and Department of Education – Bullying Prevention	104.30	\$11,785.90		
	Branstad Web Site	123.50	\$13,955.50		
	Connect Every Iowan	96.75	\$10,932.75		
Department of Human Rights	Department of Human Rights	0.50	\$56.50	25.75	\$2,909.75
	Iowa Commission on the Status of Women	10.00	\$1,130.00		
	Criminal and Juvenile Justice Planning – JCSL	1.00	\$113.00		
	Family Development and Self Sufficiency (FADSS)	14.25	\$1,610.25		
Department on Aging	Department on Aging	11.75	\$1,327.75	11.75	\$1,327.75
Department of Commerce	Professional Licensing Bureau Web Site Redesign	317.50	\$35,877.50	1,134.00	\$128,142.00
	Iowa Utilities Board	8.00	\$904.00		
	Professional Licensing Application \$	808.50	\$91,360.50		
Iowa Civil Rights Commission	Iowa Civil Rights Commission	0.50	\$56.50	0.50	\$56.50
Department of Administrative Services	Bid Opportunities Appli	75.55	\$8,537.15	197.55	\$22,323.15
	DAS/ITE Service Now	14.75	\$1,666.75		
	Administrative Rules Terminal	100.00	\$11,300.00		
	Public Meeting Calendar	7.25	\$819.25		
Department of Management	Department of Management	123.50	\$13,955.50	252.50	\$28,532.50
	Early Childhood Iowa	117.00	\$13,221.00		
	Office of LEAN Enterprise	6.75	\$762.75		
	GEMS	5.25	\$593.25		
Department of Inspections and Appeals	Food and Lodging Licensing	3.50	\$395.50	3.50	\$395.50
Department of Cultural Affairs	Cultural Affairs Web Site	11.25	\$1,271.25	14.25	\$1,610.25
	Iowa Great Places	1.00	\$113.00		
	Iowa History Website	2.00	\$226.00		
Department of Revenue	Iowa Department of Revenue Web Site Redesign	209.25	\$23,645.25	209.25	\$23,645.25
College of Student Aid Commission	College Student Aid Web Site Redesign	318.25	\$35,962.25	318.25	\$35,962.25
Public Information Board	Public Information Board Web Site	62.00	\$7,006.00	62.00	\$7,006.00
Office of the CIO	Drupal Hosting Infrastructure	1,076.50	\$121,644.50	10,368.75	\$1,171,668.75
	Drupal – Standard Templates	566.75	\$64,042.75		
	Enterprise Licensing	8,725.50	\$985,981.50		
Iowa Agricultural Development	IADA Web Site	10.00	\$1,130.00	10.00	\$1,130.00



Authority					
Iowa Clean Cities Coalition	Office of Energy Independence	2.00	\$226.00	2.00	\$226.00
Department of Education	Department of Education	200.75	\$22,684.75	287.00	\$32,431.00
	Department of Education – Linda Fandel Site	23.25	\$2,627.25		
	Iowa Teacher and Leadership Symposium	63.00	\$7,119.00		
Public Employment Relations Board	Public Employment Relations Board	29.75	\$3,361.75	29.75	\$3,361.75
<b>Totals</b>		<b>17,438.35</b>	<b>\$1,970,533.55</b>	<b>17,438.35</b>	<b>\$1,970,533.55</b>

## **Iowa Interactive Survey Results**

Providing high quality customer service to partners is critical to Iowa Interactive. Ensuring that agency partners are satisfied not only when a project goes live, but also throughout the lifetime of application or site is very important. To assess how Iowa Interactive does at providing service two surveys are taken. The Post Project Survey looks at the process of a project and is completed by the agency project managers and sponsors after a project is completed. The Annual Service Survey looks at post project services such as enhancements, maintenance, and support of all projects in production within the Iowa Interactive portfolio. However, during this fiscal year Iowa Interactive was involved in the Network Manager rebid and was instructed not contact state agency during that time because of procurement regulations. As a result, there is no survey information to share this year.

## Marketing

Iowa Interactive assists partners in marketing the services that are developed. One of Iowa Interactive's services is assisting agencies in the distribution of press releases through various channels. The following is a sample of the press releases that were issued publicizing services that were developed in partnership with Iowa Interactive:

For immediate release – June 2, 2014  
Contact: Jimmy Centers 515-281-5211

# Iowa Teacher & Principal Leadership Symposium Website Launched, Registration Open to Public

DES MOINES, Iowa--(BUSINESS WIRE)--

Gov. Terry Branstad and Lt. Gov. Kim Reynolds launched [EducationLeadership.iowa.gov](https://educationleadership.iowa.gov) <https://educationleadership.iowa.gov>, a website for the second Iowa Teacher and Principal Leadership Symposium, which will be held on Monday, Aug. 4, 2014, at the FFA Enrichment Center at Des Moines Area Community College in Ankeny. Featured speakers include Vivien Stewart from the Asia Society, Ee-Ling Low from the National Institute of Education in Singapore, and Barnett Berry from the Center for Teaching Quality. Also featured are Iowa's first 39 school districts to launch teacher leadership systems in 2014-15 as part of Iowa's landmark 2013 education reform package, two Iowa school districts – Central Decatur and Saydel – that started teacher leadership systems in 2013-14 with the help of a federal grant, and a student panel on the difference great teaching makes.

The event is open to the public, with the goal of attracting a broad cross section of Iowans, including educators, parents, school board members, business leaders and legislators. The website includes the agenda, speaker biographies, sponsors and information on how to register.

## REGISTER NOW FOR THE IOWA TEACHER AND LEADERSHIP SYMPOSIUM

<https://educationleadership.iowa.gov/registration>

The purpose of the symposium is to continue the public conversation about the critical role teacher and principal leadership will play as Iowans work to give students a world-class education.

"Iowa has many exceptional teachers, and the 2013 transformational education reform elevates the profession to a higher level by recognizing how teacher leadership can improve instruction to raise student achievement," said Branstad. "We look forward to learning from those who have started to experience the teacher leadership and compensation system as well as experts from outside Iowa who are steeped in this work."

"We want to ensure the Teacher Leadership and Compensation System is as successful as possible, and the symposium is one way to continue the dialogue and make certain our children are prepared to be competitive in a global, knowledge-based economy," added Reynolds.

Click here <https://events.egov.com/eventreg/IA/event.htm?name=test3> to register for the

symposium. Registration for the day is \$30, with room for about 465 attendees.

### **About Iowa Interactive**

[Iowa Interactive](#) built and manages the official Web site for the state of Iowa (iowa.gov) and partners with state and local entities to bring new government services online. Iowa Interactive is a service of IOWAcess and is managed by the Department of Administrative Services and the eGovernment firm [NIC \(EGOV\)](#).

### **About NIC**

Founded in 1992, [NIC \(EGOV\)](#) is the nation's leading provider of [official government websites](#), online services, and [secure payment processing solutions](#). The company's innovative [eGovernment services](#) help make government more accessible to everyone through technology. The family of NIC companies provides eGovernment solutions for more than 3,500 federal, state, and local agencies in the United States. Forbes has named NIC as one of the "100 Best Small Companies in America" five times, most recently ranked at No.11 (2013), and the company has been included three times on the Barron's 400 Index. Additional information is available at <http://www.egov.com>.

## **(Appendix E)**

### **Information Technology Inventory Device, 2013 Iowa Acts, Chapter 129.33**

The Office of the Chief Information Officer (OCIO) has identified an average of 23,139 IP based devices that are connected to the State's network over the last year. The OCIO Information Security Office tracks devices connected to the network through the Enterprise Vulnerability Management System (EVMS). Updates are recorded weekly. Devices in the inventory include, computers, servers, network equipment, storage equipment, printers, scanners and any other technology connected to our network.

The OCIO believes that the current EVMS inventory of 23,139 devices meets the intent of 2013 Iowa Acts, Chapter 129.33.

## **(Appendix F)**

### **Salary Report, 8A.314.2**

On November 1, the OCIO electronically provided a report to each caucus of the general assembly, the legislative services agency, the chief clerk of the House of Representatives, and the Secretary of the Senate in compliance with 8A.314.2. The report included the base salary as computed on July 1 of the fiscal year, and traveling and subsistence expense of the personnel of each of the departments, boards, and commissions of the State of Iowa with the exception of personnel who receive an annual salary of less than one thousand dollars.

## **(Appendix G)**

### **Donations, Grants, Gifts and Contributions Report, 8B.6**

The OCIO did not receive any donations, gifts or contributions. The federal government provided a grant to the OCIO through the Iowa Homeland Security and Emergency Management Division. The grant funding continued the implementation of an enhanced vulnerability management reporting and software security tools. Below is information submitted in the GAAP package about the funds received by the OCIO.

- Fund	<u>0123</u>
- Revenue CLASS (3-digit)	<u>204</u>
- Amount recognized in State accounting system for the entire year:	
- July through June	<u>\$444,403</u>
- Holdopen	<u>\$37,267</u>
- Additional receivable to be recognized	<u>\$123,244</u>