


State Of Iowa Legislative ICN Savings Report for SFY 2013


Iowa National Guard – Department of Public Defense

The Iowa National Guard had an estimated cost savings of \$24,189.41 by using the ICN video services for FY13. We had 1 video session with approximately 163 participants for 16 total hours that alleviated approximately 1905 miles of driving.

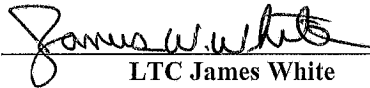
DATE: 12-09-2013



Jon D. Swanson
State Audio/Video Support Officer
Iowa National Guard



MAJ Kelly Scott
G6 ISB Chief
Iowa National Guard



LTC James White
Director - G6
Iowa National Guard

CF:

Mr. Michael Marshall
Secretary of the Senate
Senate
State Capitol Building
LOCAL
mike.marshall@legis.state.ia.us

Mr. Charlie Smithson
Chief Clerk
House of Representatives
State Capitol Building
LOCAL
charlie.smithson@legis.state.ia.us

Ms. Jontell Harris
Government Relations Manager
Iowa Communication Network
First Floor-Grimes Building
LOCAL
Jontell.harris@iowa.gov

Mr. Michael Gardner
State Comptroller
Iowa Department of Public Defense
LOCAL
Michael.gardner@iowa.gov

SFY 2013 Savings Report for Iowa National Guard

Date	Hours	Reservation Number	Title of Workshop	Sites	Participants	Travel	Distance	Productivity	Travel-IN	ICN Cost	Savings	YTD Savings
Administrative	16				163		1905					\$24,189.41
2/27/2013	1.0	559173	IANG Town Hall Meeting	JFHQ 1 EHCR	65	n	0	0.00	0.00	\$25.11	-\$25.11	-\$25.11
	1.0			Council Bluffs CC1	6	y	131	782.86	801.72	\$25.11	\$1,559.47	\$1,534.36
	1.0			Boone NG	18	y	34	609.55	624.24	\$25.11	\$1,208.68	\$2,743.04
	1.0			Mt Joy AASF	8	y	170	1354.56	1387.20	\$25.11	\$2,716.65	\$5,459.69
	1.0			Waterloo AASF	8	y	120	956.16	979.20	\$25.11	\$1,910.25	\$7,369.94
	1.0			Waterloo NG	6	y	114	681.26	697.68	\$25.11	\$1,353.83	\$8,723.77
	1.0			Sioux City AEA	12	y	215	2569.68	2631.6	25.11	5176.17	\$13,899.94
	1.0			Red Oak NG	3	y	108	322.70	330.48	25.11	628.074	\$14,528.02
	1.0			Cedar Rapids NG	6	y	134	800.78	820.08	25.11	1595.754	\$16,123.77
	1.0			Fairfield NG	2	y	108	215.14	220.32	25.11	410.346	\$16,534.12
	1.0			Burlington NG	4	y	188	748.99	767.04	25.11	1490.922	\$18,025.04
	1.0			Oskaloosa NG	2	y	60	119.52	122.4	25.11	216.81	\$18,241.85
	1.0			Fort Dodge NG	6	y	87	519.91	532.44	25.11	1027.242	\$19,269.09
	1.0			Dubuque AEA	6	y	205	1225.08	1254.6	25.11	2454.57	\$21,723.66
	1.0			Iowa City NG	8	y	111	884.45	905.76	25.11	1765.098	\$23,488.76
	1.0			Mason City NG	3	y	120	358.56	367.2	25.11	700.65	\$24,189.41