

## **State Of Iowa Legislative ICN Savings Report for SFY 2012**

### **Iowa National Guard – Department of Public Defense**

The Iowa National Guard is comprised of nearly 9,400 soldiers (approximately 7400 Army and 2000 Air National Guard soldiers) based at 45 armories, 3 air bases, and 3 aviation support facilities throughout the state. Nearly 1,800 of those soldiers are full-time employees; the remainders are traditional weekend drilling soldiers. The Army Guard soldiers are aligned into 4 major commands supporting 12 battalions and over 10 additional separate units and agencies. Battalions encompass units which reside in armories in various cities within the battalion boundaries. The Air Guard soldiers are based at air bases in 3 cities around the State. The advent of affordable and extremely useful technology, such as the ICN, has allowed a widely dispersed organization such as the Iowa National Guard to better conduct our daily business and meets our training and readiness goals.

The Iowa National Guard's Deputy Chief of Staff of Information Management (G6), the State Audio/Visual Support Officer and the ICN video technician oversee and the 45 ICN classrooms located across the state. These personnel are State/Federal employees responsible for the management, scheduling, maintenance, training, access and front line technical support for all the Guard's ICN classrooms. National Guard ICN classrooms are available to all authorized ICN users, which is mandated by the State Legislature and ITTC rules.

Our volume of ICN use differs from other authorized ICN users in that a significant amount of travel and work are conducted after normal business hours and weekends. For instance, unit personnel may need to travel locally or over 100 miles to an armory on a weeknight for a unit-training meeting. Depending on military budgets, the soldiers may or may not get paid for their time. None of the soldiers are reimbursed for the mileage for these meetings.

Overall usage has steadily decreased since 2001 due to several factors:

- 1) An increasing number of ICN classrooms are available throughout the state to users on the network,
- 2) Many civilian sites can operate without charging for use of their classrooms
- 3) The terrorism threat and homeland security levels caused by the events of September 11<sup>th</sup>, 2001 caused an increase in security measures at National Guard sites. These measures proved to be a hindrance for many non-Guard users and deterred them from using our facilities of which we have never recovered.
- 4) Newer and more cost-effective video communications methods have been implemented: Defense Connect Online (DCO), CISCO MeetingPlace and Cisco WebEx, National Guard Bureau audio and video systems.
- 5) Loss of funding for the cost of using the ICN.

The Iowa National Guard will continue to use the ICN for domestic response requirements as well as some of its day-to-day business, training and readiness needs. Innovative ways to use the ICN are constantly being sought and planned for on the network by the Iowa National Guard.


<i>Total Guard ICN sessions</i>	82
<i>Number of Iowa National Guard Soldiers Used the ICN</i>	1999 soldiers
<i>Total number of Iowa National Guard ICN session hours</i>	753 hours
<i>Total number of miles of travel saved</i>	37,070 miles
<i>National Guard ICN Savings</i>	\$412,360.07

---

*Data sources for this report are based on Iowa National Guard ICN classroom usage reports, VOSS/ICN billing reports, and the ICN Savings database figures. Final calculations are estimated based on these sources. Sources are available for review upon request. Total session hours include non-billable sessions which were conducted.*


**DATE:** 01-04-2013

*Report submitted by:*




**Jon D. Swanson  
State Audio/Video Support Officer  
Iowa National Guard**

*Report reviewed by:*



**MAJ Kelly Scott  
G6 ISB Chief  
Iowa National Guard**



**LTC James White  
Director - G6  
Iowa National Guard**

**CF:**

**Mr. Michael Marshall  
Secretary of the Senate  
Senate  
State Capitol Building  
LOCAL  
mike.marshall@legis.state.ia.us**

**Mr. Charlie Smithson  
Chief Clerk  
House of Representatives  
State Capitol Building  
LOCAL  
charlie.smithson@legis.state.ia.us**

**Ms. Jontell Harris  
Government Relations Manager  
Iowa Communication Network  
First Floor-Grimes Building  
LOCAL  
Jontell.harris@iowa.gov**

**Mr. Michael Gardner  
State Comptroller  
Iowa Department of Public Defense  
LOCAL  
Michael.gardner@iowa.gov**

### SFY 2012 Savings Report for Iowa National Guard

Date	Hours	Reservation Number	Title of Workshop	Sites	Participants	Travel	Distance	Productivity	Travel-IN	ICN Cost	Savings	YTD Savings
<b>Administrative</b>	<b>753</b>				<b>1999</b>		<b>37070</b>					<b>\$412,360.07</b>
7/7/2011	3.5	549856	Iowa National Guard 3654th	Cedar Rapids NG	6	y	115	687.24	703.80	\$87.89	\$1,303.16	\$1,303.16
	3.5			Knoxville NG	3	n	0	0.00	0.00	\$87.89	-\$87.89	\$1,215.27
	3.5			Davenport CC3	5	y	161	801.78	821.10	\$87.89	\$1,535.00	\$2,750.27
	3.5			CD 2 Miller	6	y	52	310.75	318.24	\$87.89	\$541.11	\$3,291.37
	3.5			Oskaloosa NG	3	y	26	77.69	79.56	\$87.89	\$69.36	\$3,360.74
										\$0.00	\$0.00	
7/10/2011	2.5	550002	Iowa National Guard FRG	Dubuque NG	3	y	93	277.88	284.58	\$62.78	\$499.69	\$3,860.42
	2.5			CD 2 Miller	3	y	129	385.45	394.74	\$62.78	\$717.42	\$4,577.84
	2.5			Waterloo NG	3	n	0	0.00	0.00	\$62.78	-\$62.78	\$4,515.07
	2.5			Algona NG	2	y	132	262.94	269.28	\$62.78	\$469.45	\$4,984.52
	2.5			Oelwein NG	2	y	33	65.74	67.32	\$62.78	\$70.28	\$5,054.80
	2.5			Iowa Falls HS	2	y	58	115.54	118.32	\$62.78	\$171.08	\$5,225.88
	2.5			Estherville NG	2	y	224	446.21	456.96	\$62.78	\$840.39	\$6,066.27
	2.5			Keokuk NG	2	y	176	350.59	359.04	\$62.78	\$646.86	\$6,713.13
	2.5			Clinton NG	2	y	144	286.85	293.76	\$62.78	\$517.83	\$7,230.96
	2.5			Iowa City NG	3	y	88	262.94	269.28	\$62.78	\$469.45	\$7,700.41
	2.5			Fort Dodge NG	2	y	105	209.16	214.20	\$62.78	\$360.59	\$8,060.99
	2.5			Charlies City NG	2	y	46	91.63	93.84	\$62.78	\$122.70	\$8,183.69
	2.5			Storm Lake NG	2	y	166	330.67	338.64	\$62.78	\$606.54	\$8,790.23
										\$0.00	\$0.00	
7/11/2011	1.0	552268	Iowa National Guard BSTB	JFHQ 1 EHCR	4	y	128	509.95	522.24	\$25.11	\$1,007.08	\$9,797.31
	1.0			Boone NG	4	y	158	629.47	644.64	\$25.11	\$1,249.00	\$11,046.31
	1.0			Cedar Rapids NG	3	n	0	0.00	0.00	\$25.11	-\$25.11	\$11,021.20
	1.0			Mt Joy AASF	4	y	73	290.83	297.84	\$25.11	\$563.56	\$11,584.76
										\$0.00	\$0.00	
7/17/2011	2.0	549856	Iowa National Guard 3654th	Knoxville NG	12	n	0	0.00	0.00	\$50.22	-\$50.22	\$11,534.54
	2.0			Oskaloosa NG	11	y	26	284.86	291.72	\$50.22	\$526.36	\$12,060.90
										\$0.00	\$0.00	
7/18/2012	1.0	552268	Iowa National Guard BSTB	JFHQ 1 EHCR	4	y	128	509.95	522.24	\$25.11	\$1,007.08	\$13,067.98
	1.0			Cedar Rapids NG	4	y	0	0.00	0.00	\$25.11	-\$25.11	\$13,042.87
	1.0			Boone NG	3	n	158	472.10	483.48	\$25.11	\$930.47	\$13,973.35
	1.0			Mt Joy AASF	4	y	73	290.83	297.84	\$25.11	\$563.56	\$14,536.91
										\$0.00	\$0.00	
7/18/2012	3.0	552810	Iowa National Guard G RSP	Dubuque NG	2	y	70	139.44	142.80	\$75.33	\$206.91	\$14,743.82
	3.0			CD 2 Miller	3	y	168	501.98	514.08	\$75.33	\$940.73	\$15,684.55
	3.0			Mt Joy AASF	2	n	0	0.00	0.00	\$75.33	-\$75.33	\$15,609.22
	3.0			Iowa City NG	3	y	54	161.35	165.24	\$75.33	\$251.26	\$15,860.48
										\$0.00	\$0.00	
7/23/2011	2.0	549386	Iowa National Guard 248th	Boone NG	7	y	199	1387.43	1420.86	\$50.22	\$2,758.07	\$18,618.55
	2.0			Waterloo AASF	6	y	138	824.69	844.56	\$50.22	\$1,619.03	\$20,237.58
	2.0			Mt Joy AASF	7	n	0	0.00	0.00	\$50.22	-\$50.22	\$20,187.36
								0.00	0.00	\$0.00	\$0.00	\$20,187.36
7/25/2011	1.0	552268	Iowa National Guard BSTB	JFHQ 1 EHCR	4	y	128	509.95	522.24	\$25.11	\$1,007.08	\$21,194.44
	1.0			Boone NG	4	y	158	629.47	644.64	\$25.11	\$1,249.00	\$22,443.44
	1.0			Cedar Rapids NG	4	n	0	0.00	0.00	\$25.11	-\$25.11	\$22,418.33
	1.0			Mt Joy AASF	3	y	73	218.12	223.38	\$25.11	\$416.39	\$22,834.73

								0.00	0.00	\$0.00	\$0.00	\$22,834.73
7/26/2011	3.0	550110	Iowa National Guard 334th	Mt Joy AASF	5	y	168	836.64	856.80	\$75.33	\$1,618.11	\$24,452.84
	3.0			Cedar Rapids NG	5	y	126	627.48	642.60	\$75.33	\$1,194.75	\$25,647.59
	3.0			CD 5 S70	6	n	0	0.00	0.00	\$75.33	-\$75.33	\$25,572.26
								0.00	0.00	\$0.00	\$0.00	\$25,572.26
8/1/2011	1.0	552268	Iowa National Guard BSTB	JFHQ 1 EHCR	4	y	128	509.95	522.24	\$25.11	\$1,007.08	\$26,579.34
	1.0			Boone NG	4	y	158	629.47	644.64	\$25.11	\$1,249.00	\$27,828.34
	1.0			Cedar Rapids NG	4	n	0	0.00	0.00	\$25.11	-\$25.11	\$27,803.23
	1.0			Mt Joy AASF	3	y	73	218.12	223.38	\$25.11	\$416.39	\$28,219.63
								0.00	0.00	\$0.00	\$0.00	\$28,219.63
8/7/2011	1.5	553205	Iowa National Guard 1133d	Iowa City CC	4	y	167	665.33	681.36	\$37.67	\$1,309.02	\$29,528.65
	1.5			Waterloo AASF	3	y	79	236.05	241.74	\$37.67	\$440.13	\$29,968.78
	1.5			Mason City NG	3	n	0	0.00	0.00	\$37.67	-\$37.67	\$29,931.11
	1.5			CD 5 S70	4	y	119	474.10	485.52	\$37.67	\$921.95	\$30,853.06
								0.00	0.00	\$0.00	\$0.00	\$30,853.06
8/8/2011	3.0	553183	Iowa National Guard RSP	Dubuque NG	2	y	70	139.44	142.80	\$75.33	\$206.91	\$31,059.97
	3.0			CD 2 Miller	3	y	168	501.98	514.08	\$75.33	\$940.73	\$32,000.71
	3.0			Iowa City NG	3	y	54	161.35	165.24	\$75.33	\$251.26	\$32,251.97
	3.0			Mt Joy AASF	2	n	0	0.00	0.00	\$75.33	-\$75.33	\$32,176.64
								0.00	0.00	\$0.00	\$0.00	\$32,176.64
8/8/2011	2.0	553223	Iowa National Guard 883d	Waterloo AASF	3	y	131	391.43	400.86	\$50.22	\$742.07	\$32,918.71
	2.0			Ottumwa NG	3	n	0	0.00	0.00	\$50.22	-\$50.22	\$32,868.49
	2.0			Dubuque HS	3	y	199	594.61	608.94	\$50.22	\$1,153.33	\$34,021.82
	2.0			Betterndorf PL	3	y	142	424.30	434.52	\$50.22	\$808.60	\$34,830.41
								0.00	0.00	\$0.00	\$0.00	\$34,830.41
8/9/2011	2.0	553129	Iowa National Guard ASB	Boone NG	7	n	0	0.00	0.00	\$50.22	-\$50.22	\$34,780.19
	2.0			Mt Joy AASF	7	y	199	1387.43	1420.86	\$50.22	\$2,758.07	\$37,538.26
	2.0			Waterloo AASF	7	y	115	801.78	821.10	\$50.22	\$1,572.66	\$39,110.92
	2.0			Clinton NG	7	y	233	1624.48	1663.62	\$50.22	\$3,237.88	\$42,348.80
	2.0			Muscatine NG	7	y	205	1429.26	1463.70	\$50.22	\$2,842.74	\$45,191.54
								0.00	0.00	\$0.00	\$0.00	\$45,191.54
8/10/2011	1.5	553130	Iowa National Guard ASB	Garner HS	7	y	100	697.20	714.00	\$37.67	\$1,373.54	\$46,565.07
	1.5			JFHQ 1 EHCR	7	y	130	906.36	928.20	\$37.67	\$1,796.90	\$48,361.97
	1.5			Muscatine NG	7	y	128	892.42	913.92	\$37.67	\$1,768.67	\$50,130.64
	1.5			Clinston NG	7	y	145	1010.94	1035.30	\$37.67	\$2,008.58	\$52,139.21
	1.5			Waterloo AASF	7	n	0	0.00	0.00	\$37.67	-\$37.67	\$52,101.55
								0.00	0.00	\$0.00	\$0.00	\$52,101.55
8/14/2011	2.0	553360	Iowa National Guard 831st	Middleton AFRC	10	n	0	0.00	0.00	\$50.22	-\$50.22	\$52,051.33
	2.0			CD 2 Miller	10	y	181	1802.76	1846.20	\$50.22	\$3,598.74	\$55,650.07
								0.00	0.00	\$0.00	\$0.00	\$55,650.07
8/15/2011	1.0	552268	Iowa National Guard BSTB	JFHQ 1 EHCR	4	y	128	509.95	522.24	\$25.11	\$1,007.08	\$56,657.15
	1.0			Boone NG	4	y	158	629.47	644.64	\$25.11	\$1,249.00	\$57,906.15
	1.0			Cedar Rapids NG	4	n	0	0.00	0.00	\$25.11	-\$25.11	\$57,881.04
	1.0			Mt Joy AASF	3	y	73	218.12	223.38	\$25.11	\$416.39	\$58,297.44
								0.00	0.00	\$0.00	\$0.00	\$58,297.44
8/16/2011	2.0	553129	Iowa National Guard ASB	Boone NG	7	n	0	0.00	0.00	\$50.22	-\$50.22	\$58,247.22
	2.0			Mt Joy AASF	7	y	199	1387.43	1420.86	\$50.22	\$2,758.07	\$61,005.29
	2.0			Waterloo AASF	7	y	115	801.78	821.10	\$50.22	\$1,572.66	\$62,577.95
	2.0			Clinton NG	7	y	233	1624.48	1663.62	\$50.22	\$3,237.88	\$65,815.82
	2.0			Muscatine NG	7	y	205	1429.26	1463.70	\$50.22	\$2,842.74	\$68,658.56
								0.00	0.00	\$0.00	\$0.00	\$68,658.56
8/16/2011	1.5	549196	Iowa National Guard ASB	Boone NG	3	y	31	92.63	94.86	\$37.67	\$149.82	\$68,808.38
	1.5			CD 5 S70	3	n	0	0.00	0.00	\$37.67	-\$37.67	\$68,770.72

	1.5			Iowa City NG	3	y	119	355.57	364.14	\$37.67	\$682.05	\$69,452.77
	1.5			Waterloo AASF	3	y	130	388.44	397.80	\$37.67	\$748.58	\$70,201.34
	1.5			Mt Joy AASF	3	y	168	501.98	514.08	\$37.67	\$978.40	\$71,179.74
								0.00	0.00	\$0.00	\$0.00	\$71,179.74
8/20/2011	1.5	553130	Iowa National Guard ASB	Waterloo AASF	5	n	0	0.00	0.00	\$37.67	-\$37.67	\$71,142.08
	1.5			Clinton NG	5	y	145	722.10	739.50	\$37.67	\$1,423.94	\$72,566.01
	1.5			Muscatine NG	5	y	128	637.44	652.80	\$37.67	\$1,252.58	\$73,818.59
								0.00	0.00	\$0.00	\$0.00	\$73,818.59
8/21/2011	1.0	552243	Iowa National Guard 1133d	Iowa City CC	4	y	167	665.33	681.36	\$25.11	\$1,321.58	\$75,140.16
	1.0			Mason City NG	3	n	0	0.00	0.00	\$25.11	-\$25.11	\$75,115.05
	1.0			CD 5 S70	4	y	119	474.10	485.52	\$25.11	\$934.51	\$76,049.56
								0.00	0.00	\$0.00	\$0.00	\$76,049.56
8/22/2011	1.0	552268	Iowa National Guard BSTB	JFHQ 1 EHCR	4	y	128	509.95	522.24	\$25.11	\$1,007.08	\$77,056.64
	1.0			Boone NG	4	y	158	629.47	644.64	\$25.11	\$1,249.00	\$78,305.64
	1.0			Cedar Rapids NG	4	n	0	0.00	0.00	\$25.11	-\$25.11	\$78,280.53
	1.0			Mt Joy AASF	3	y	73	218.12	223.38	\$25.11	\$416.39	\$78,696.93
								0.00	0.00	\$0.00	\$0.00	\$78,696.93
8/23/2011	2.0	553129	Iowa National Guard ASB	Boone NG	7	n	0	0.00	0.00	\$50.22	-\$50.22	\$78,646.71
	2.0			Mt Joy AASF	7	y	199	1387.43	1420.86	\$50.22	\$2,758.07	\$81,404.78
	2.0			Waterloo AASF	7	y	115	801.78	821.10	\$50.22	\$1,572.66	\$82,977.44
	2.0			Clinton NG	7	y	233	1624.48	1663.62	\$50.22	\$3,237.88	\$86,215.31
	2.0			Muscatine NG	7	y	205	1429.26	1463.70	\$50.22	\$2,842.74	\$89,058.05
								0.00	0.00	\$0.00	\$0.00	\$89,058.05
8/28/2011	1.5	553634	IARNG B 248th AMC	Boone NG	10	n	0	0.00	0.00	\$37.67	-\$37.67	\$89,020.39
	1.5			Mt Joy AASF	10	y	199	1982.04	2029.80	\$37.67	\$3,974.18	\$92,994.56
	1.5			Waterloo AASF	10	y	115	1145.40	1173.00	\$37.67	\$2,280.74	\$95,275.30
								0.00	0.00	\$0.00	\$0.00	\$95,275.30
8/28/2011	2.0	549386	Iowa National Guard 248th	Boone NG	7	y	199	1387.43	1420.86	\$50.22	\$2,758.07	\$98,033.36
	2.0			Waterloo AASF	6	y	138	824.69	844.56	\$50.22	\$1,619.03	\$99,652.39
	2			Mt Joy AASF	7	n	0	0.00	0.00	\$50.22	-\$50.22	\$99,602.17
								0.00	0.00	\$0.00	\$0.00	\$99,602.17
8/29/2011	1.0	552268	Iowa National Guard BSTB	JFHQ 1 EHCR	4	y	128	509.95	522.24	\$25.11	\$1,007.08	\$100,609.25
	1.0			Boone NG	4	y	158	629.47	644.64	\$25.11	\$1,249.00	\$101,858.26
	1.0			Cedar Rapids NG	4	n	0	0.00	0.00	\$25.11	-\$25.11	\$101,833.15
	1.0			Mt Joy AASF	3	y	73	218.12	223.38	\$25.11	\$416.39	\$102,249.54
								0.00	0.00	\$0.00	\$0.00	\$102,249.54
8/30/2011	2.0	553129	Iowa National Guard ASB	Boone NG	7	n	0	0.00	0.00	\$50.22	-\$50.22	\$102,199.32
	2.0			Mt Joy AASF	7	y	199	1387.43	1420.86	\$50.22	\$2,758.07	\$104,957.39
	2.0			Waterloo AASF	7	y	115	801.78	821.10	\$50.22	\$1,572.66	\$106,530.05
	2.0			Clinton NG	7	y	233	1624.48	1663.62	\$50.22	\$3,237.88	\$109,767.92
	2.0			Muscatine NG	7	y	205	1429.26	1463.70	\$50.22	\$2,842.74	\$112,610.66
								0.00	0.00	\$0.00	\$0.00	\$112,610.66
8/30/2011	1.0	551852	Iowa National Guard 1133d	Iowa City CC	3	y	167	499.00	511.02	\$25.11	\$984.91	\$113,595.57
	1.0			Mason City NG	2	n	0	0.00	0.00	\$25.11	-\$25.11	\$113,570.46
	1.0			CD 5 S70	4	y	119	474.10	485.52	\$25.11	\$934.51	\$114,504.97
	1			Waterloo AASF	2	y	79	157.37	161.16	\$25.11	\$293.42	\$114,798.38
	1			Council Bluff NG	3	y	244	729.07	746.64	\$25.11	\$1,450.60	\$116,248.99
	1			Dubuque HS	2	y	173	344.62	352.92	\$25.11	\$672.43	\$116,921.41
								0.00	0.00	\$0.00	\$0.00	\$116,921.41
8/31/2011	3.5	549856	Iowa National Guard 3654th	Knoxville NG	5	n	0	0.00	0.00	\$87.89	-\$87.89	\$116,833.53
	3.5			Oskaloosa NG	4	y	26	103.58	106.08	\$87.89	\$121.78	\$116,955.31
	3.5			Cedar Rapids NG	5	y	115	572.70	586.50	\$87.89	\$1,071.32	\$118,026.62
	3.5			CD 2 Miller	5	y	52	258.96	265.20	\$87.89	\$436.28	\$118,462.90

	3.5			Davenport CC3	4	y	161	641.42	656.88	\$87.89	\$1,210.42	\$119,673.32
								0.00	0.00	\$0.00	\$0.00	\$119,673.32
9/6/2011	2	553129	Iowa National Guard ASB	Boone NG	7	n	0	0.00	0.00	\$50.22	-\$50.22	\$119,623.10
	2			Mt Joy AASF	7	y	199	1387.43	1420.86	\$50.22	\$2,758.07	\$122,381.16
	2			Waterloo AASF	7	y	115	801.78	821.10	\$50.22	\$1,572.66	\$123,953.82
	2			Clinton NG	7	y	233	1624.48	1663.62	\$50.22	\$3,237.88	\$127,191.70
	2			Muscatine NG	7	y	205	1429.26	1463.70	\$50.22	\$2,842.74	\$130,034.44
								0.00	0.00	\$0.00	\$0.00	\$130,034.44
9/6/2011	3	550110	Iowa National Guard 334th	Mt Joy AASF	5	y	168	836.64	856.80	\$75.33	\$1,618.11	\$131,652.55
	3			Cedar Rapids NG	5	y	126	627.48	642.60	\$75.33	\$1,194.75	\$132,847.30
	3			CD5 S70	6	n	0	0.00	0.00	\$75.33	-\$75.33	\$132,771.97
								0.00	0.00	\$0.00	\$0.00	\$132,771.97
9/6/2011	2.0	553223	Iowa National Guard 883d	Waterloo AASF	3	y	131	391.43	400.86	\$50.22	\$742.07	\$133,514.04
	2.0			Ottumwa NG	2	n	0	0.00	0.00	\$50.22	-\$50.22	\$133,463.82
	2.0			Dubuque NG	2	y	202	402.38	412.08	\$50.22	\$764.24	\$134,228.06
	2.0			Betterndorf PL	2	y	142	282.86	289.68	\$50.22	\$522.32	\$134,750.39
	2			CD 2 Miller	3	y	96	286.85	293.76	\$50.22	\$530.39	\$135,280.77
								0.00	0.00	\$0.00	\$0.00	\$135,280.77
9/10/2011	2.0	553360	Iowa National Guard 831st	Middleton AFRC	10	n	0	0.00	0.00	\$50.22	-\$50.22	\$135,230.55
	2.0			CD 2 Miller	10	y	181	1802.76	1846.20	\$50.22	\$3,598.74	\$138,829.29
								0.00	0.00	\$0.00	\$0.00	\$138,829.29
9/11/2011	2	549856	Iowa National Guard 3654th	Knoxville NG	5	n	0	0.00	0.00	\$50.22	-\$50.22	\$138,779.07
	2			Oskaloosa NG	4	y	26	103.58	106.08	\$50.22	\$159.44	\$138,938.52
								0.00	0.00	\$0.00	\$0.00	\$138,938.52
9/13/2011	2	553129	Iowa National Guard ASB	Boone NG	7	n	0	0.00	0.00	\$50.22	-\$50.22	\$138,888.30
	2			Mt Joy AASF	7	y	199	1387.43	1420.86	\$50.22	\$2,758.07	\$141,646.37
	2			Waterloo AASF	7	y	115	801.78	821.10	\$50.22	\$1,572.66	\$143,219.03
	2			Clinton NG	7	y	233	1624.48	1663.62	\$50.22	\$3,237.88	\$146,456.90
	2			Muscatine NG	7	y	205	1429.26	1463.70	\$50.22	\$2,842.74	\$149,299.64
								0.00	0.00	\$0.00	\$0.00	\$149,299.64
9/18/2011	4	553700	IARNG JOC	JFHQ 1 EHCR	10	n	0	0.00	0.00	\$100.44	-\$100.44	\$149,199.20
	4			Algona NG	4	y	117	466.13	477.36	\$100.44	\$843.05	\$150,042.25
	4			Boone NG	6	y	31	185.26	189.72	\$100.44	\$274.54	\$150,316.79
	4			Iowa City NG	5	y	120	597.60	612.00	\$100.44	\$1,109.16	\$151,425.95
	4			Sioux City NG	5	y	195	971.10	994.50	\$100.44	\$1,865.16	\$153,291.11
								0.00	0.00	\$0.00	\$0.00	\$153,291.11
9/20/2011	5.5	553270	IARNG G1	JFHQ 1 EHCR	10	n	0	0.00	0.00	\$138.11	-\$138.11	\$153,153.00
	5.5			Iowa City NG	10	y	120	1195.20	1224.00	\$138.11	\$2,281.10	\$155,434.10
	5.5			Sioux City NG	10	y	195	1942.20	1989.00	\$138.11	\$3,793.10	\$159,227.19
	5.5			Council Bluffs NG	10	y	128	1274.88	1305.60	\$138.11	\$2,442.38	\$161,669.57
								0.00	0.00	\$0.00	\$0.00	\$161,669.57
9/20/2011	2	553129	Iowa National Guard ASB	Boone NG	7	n	0	0.00	0.00	\$50.22	-\$50.22	\$161,619.35
	2			Mt Joy AASF	7	y	199	1387.43	1420.86	\$50.22	\$2,758.07	\$164,377.41
	2			Waterloo AASF	7	y	115	801.78	821.10	\$50.22	\$1,572.66	\$165,950.07
	2			Clinton NG	7	y	233	1624.48	1663.62	\$50.22	\$3,237.88	\$169,187.95
	2			Muscatine NG	7	y	205	1429.26	1463.70	\$50.22	\$2,842.74	\$172,030.69
								0.00	0.00	\$0.00	\$0.00	\$172,030.69
9/21/2011	1.5	553871	IARNG A 248th	Garner HS	1	y	126	125.50	128.52	\$37.67	\$216.35	\$172,247.04
	1.5			Iowa City NG	2	y	120	239.04	244.80	\$37.67	\$446.18	\$172,693.22
	15			Clinton NG	2	y	203	404.38	414.12	\$376.65	\$441.85	\$173,135.06
	1.5			Waterloo AASF	3	y	130	388.44	397.80	\$37.67	\$748.58	\$173,883.64
	1.5			JFHQ EHCR	3	n	0	0.00	0.00	\$37.67	-\$37.67	\$173,845.97
	1.5			Muscatine CC	2	y	179	356.57	365.16	\$37.67	\$684.06	\$174,530.03

	1.5			LeMars NG	2	y	226	450.19	461.04	\$37.67	\$873.57	\$175,403.60
								0.00	0.00	\$0.00	\$0.00	\$175,403.60
9/22/2011	1.7	553896	IARNG G4 CLRT	JFHQ EHCR	15	n	0	0.00	0.00	\$42.69	-\$42.69	\$175,360.91
	1.7			Mt Joy AASF	10	y	169	1683.24	1723.80	\$42.69	\$3,364.35	\$178,725.27
	1.7			Fairfield NG	8	y	125	996.00	1020.00	\$42.69	\$1,973.31	\$180,698.58
	1.7			Sioux City NG	15	y	195	2913.30	2983.50	\$42.69	\$5,854.11	\$186,552.69
	1.7			Iowa City NG	15	y	120	1792.80	1836.00	\$42.69	\$3,586.11	\$190,138.81
	1.7			Council Bluffs NG	12	y	128	1529.86	1566.72	\$42.69	\$3,053.89	\$193,192.70
								0.00	0.00	\$0.00	\$0.00	\$193,192.70
9/27/2011	2	553129	Iowa National Guard ASB	Boone NG	7	n	0	0.00	0.00	\$50.22	-\$50.22	\$193,142.48
	2			Mt Joy AASF	7	y	199	1387.43	1420.86	\$50.22	\$2,758.07	\$195,900.54
	2			Waterloo AASF	7	y	115	801.78	821.10	\$50.22	\$1,572.66	\$197,473.20
	2			Clinton NG	7	y	233	1624.48	1663.62	\$50.22	\$3,237.88	\$200,711.08
	2			Muscatine NG	7	y	205	1429.26	1463.70	\$50.22	\$2,842.74	\$203,553.82
								0.00	0.00	\$0.00	\$0.00	\$203,553.82
9/28/2011	2	553900	IARNG 2.147th AVN	Boone NG	5	n	0	0.00	0.00	\$50.22	-\$50.22	\$203,503.60
	2			Waterloo AASF	5	y	115	572.70	586.50	\$50.22	\$1,108.98	\$204,612.58
								0.00	0.00	\$0.00	\$0.00	\$204,612.58
10/2/2011	2	553954	Iowa National Guard 1133d	Iowa City CC	9	y	165	1479.06	1514.70	\$50.22	\$2,943.54	\$207,556.12
	2			Mason City NG	9	n	0	0.00	0.00	\$50.22	-\$50.22	\$207,505.90
								0.00	0.00	\$0.00	\$0.00	\$207,505.90
10/2/2011	1.5	553871	IARNG A 248th	Clinton NG	7	y	145	1010.94	1035.30	\$37.67	\$2,008.58	\$209,514.47
	1.5			Waterloo AASF	8	n	0	0.00	0.00	\$37.67	-\$37.67	\$209,476.81
								0.00	0.00	\$0.00	\$0.00	\$209,476.81
10/4/2011	2	553129	Iowa National Guard ASB	Boone NG	7	n	0	0.00	0.00	\$50.22	-\$50.22	\$209,426.59
	2			Mt Joy AASF	7	y	199	1387.43	1420.86	\$50.22	\$2,758.07	\$212,184.66
	2			Waterloo AASF	7	y	115	801.78	821.10	\$50.22	\$1,572.66	\$213,757.32
	2			Clinton NG	7	y	233	1624.48	1663.62	\$50.22	\$3,237.88	\$216,995.19
	2			Muscatine NG	7	y	205	1429.26	1463.70	\$50.22	\$2,842.74	\$219,837.93
								0.00	0.00	\$0.00	\$0.00	\$219,837.93
10/11/2011	2	553129	Iowa National Guard ASB	Boone NG	7	n	0	0.00	0.00	\$50.22	-\$50.22	\$219,787.71
	2			Mt Joy AASF	7	y	199	1387.43	1420.86	\$50.22	\$2,758.07	\$222,545.78
	2			Waterloo AASF	7	y	115	801.78	821.10	\$50.22	\$1,572.66	\$224,118.44
	2			Clinton NG	7	y	233	1624.48	1663.62	\$50.22	\$3,237.88	\$227,356.32
	2			Muscatine NG	7	y	205	1429.26	1463.70	\$50.22	\$2,842.74	\$230,199.06
								0.00	0.00	\$0.00	\$0.00	\$230,199.06
10/12/2011	4	553976	Iowa National Guard RSP	Dubuque NG	2	y	70	139.44	142.80	\$100.44	\$181.80	\$230,380.86
	4			CD 2 Miller	3	y	168	501.98	514.08	\$100.44	\$915.62	\$231,296.48
	4			Iowa City NG	3	y	54	161.35	165.24	\$100.44	\$226.15	\$231,522.63
	4			Mt Joy AASF	2	n	0	0.00	0.00	\$100.44	-\$100.44	\$231,422.19
								0.00	0.00	\$0.00	\$0.00	\$231,422.19
10/18/2011	2	553129	Iowa National Guard ASB	Boone NG	7	n	0	0.00	0.00	\$50.22	-\$50.22	\$231,371.97
	2			Mt Joy AASF	7	y	199	1387.43	1420.86	\$50.22	\$2,758.07	\$234,130.04
	2			Waterloo AASF	7	y	115	801.78	821.10	\$50.22	\$1,572.66	\$235,702.70
	2			Clinton NG	7	y	233	1624.48	1663.62	\$50.22	\$3,237.88	\$238,940.58
	2			Muscatine NG	7	y	205	1429.26	1463.70	\$50.22	\$2,842.74	\$241,783.32
								0.00	0.00	\$0.00	\$0.00	\$241,783.32
10/18/2011	2	554129	Iowa National Guard ASB	Boone NG	7	y	114	794.81	813.96	\$50.22	\$1,558.55	\$243,341.87
	2			Mt Joy AASF	7	y	134	934.25	956.76	\$50.22	\$1,840.79	\$245,182.65
	2			Waterloo AASF	7	n	0	0.00	0.00	\$50.22	-\$50.22	\$245,132.43
								0.00	0.00	\$0.00	\$0.00	\$245,132.43
10/18/2011	1.5	554094	IARNG A 248th	Garner HS	1	y	126	125.50	128.52	\$37.67	\$216.35	\$245,348.78
	1.5			Iowa City NG	2	y	120	239.04	244.80	\$37.67	\$446.18	\$245,794.96



	1.5			Clinton NG	2	y	203	404.38	414.12	\$37.67	\$780.83	\$246,575.79
	1.5			Waterloo AASF	3	y	130	388.44	397.80	\$37.67	\$748.58	\$247,324.37
	1.5			JFHQ EHCR	3	n	0	0.00	0.00	\$37.67	-\$37.67	\$247,286.70
	1.5			Muscatine CC	2	y	179	356.57	365.16	\$37.67	\$684.06	\$247,970.76
	1.5			LeMars NG	2	y	226	450.19	461.04	\$37.67	\$873.57	\$248,844.33
								0.00	0.00	\$0.00	\$0.00	\$248,844.33
10/19/2011	3.2	554139	IARNG Installation CMD	Marion LM HS	1	y	141	140.44	143.82	\$80.35	\$203.90	\$249,048.23
	3.2			DeWitt Central HS	1	y	186	185.26	189.72	\$80.35	\$294.62	\$249,342.86
	3.2			Red Oak NG	5	y	128	637.44	652.80	\$80.35	\$1,209.89	\$250,552.75
	3.2			JFHQ EHCR	5	n	0	0.00	0.00	\$80.35	-\$80.35	\$250,472.39
								0.00	0.00	\$0.00	\$0.00	\$250,472.39
10/24/2011	3	553957	IARNG 1-133d	JFHQ EHCR	5	y	129	642.42	657.90	\$75.33	\$1,224.99	\$251,697.38
	3			Clinton NG	3	y	144	430.27	440.64	\$75.33	\$795.58	\$252,492.97
	3			Waterloo NG	4	n	0	0.00	0.00	\$75.33	-\$75.33	\$252,417.64
	3			Dubuque NG	3	y	93	277.88	284.58	\$75.33	\$487.13	\$252,904.77
								0.00	0.00	\$0.00	\$0.00	\$252,904.77
10/25/2011	2	553129	Iowa National Guard ASB	Boone NG	7	n	0	0.00	0.00	\$50.22	-\$50.22	\$252,854.55
	2			Mt Joy AASF	7	y	199	1387.43	1420.86	\$50.22	\$2,758.07	\$255,612.62
	2			Waterloo AASF	7	y	115	801.78	821.10	\$50.22	\$1,572.66	\$257,185.28
	2			Clinton NG	7	y	233	1624.48	1663.62	\$50.22	\$3,237.88	\$260,423.15
	2			Muscatine NG	7	y	205	1429.26	1463.70	\$50.22	\$2,842.74	\$263,265.89
								0.00	0.00	\$0.00	\$0.00	\$263,265.89
10/25/2011	3.3	553967	IARNG D 1-133d	JFHQ 1 EHCR	4	y	213	848.59	869.04	\$82.86	\$1,634.77	\$264,900.66
	3.3			Cedar Rapids CC2	3	y	78	233.06	238.68	\$82.86	\$388.88	\$265,289.54
	3.3			Dubuque NG	3	n	0	0.00	0.00	\$82.86	-\$82.86	\$265,206.68
								0.00	0.00	\$0.00	\$0.00	\$265,206.68
10/25/2011	2.0	551852	Iowa National Guard 1133d	Iowa City CC	3	y	165	493.02	504.90	\$50.22	\$947.70	\$266,154.38
	2.0			Mason City NG	2	n	0	0.00	0.00	\$50.22	-\$50.22	\$266,104.16
	2.0			CD 5 S70	4	y	119	474.10	485.52	\$50.22	\$909.40	\$267,013.56
	2			Waterloo NG	2	y	78	155.38	159.12	\$50.22	\$264.28	\$267,277.83
	2			Council Bluff NG	3	y	244	729.07	746.64	\$50.22	\$1,425.49	\$268,703.33
								0.00	0.00	\$0.00	\$0.00	\$268,703.33
11/1/2011	5.5	553270	IARNG G1	JFHQ 1 EHCR	14	n	0	0.00	0.00	\$138.11	-\$138.11	\$268,565.22
	5.5			Iowa City NG	14	y	119	1659.34	1699.32	\$138.11	\$3,220.55	\$271,785.77
	5.5			Fort Dodge NG	12		81	968.11	991.44	\$138.11	\$1,821.45	\$273,607.22
								0.00	0.00	\$0.00	\$0.00	\$273,607.22
11/1/2011	2	554112	IARNG 833d	Mt Joy AASF	3	y	139	415.33	425.34	\$50.22	\$790.45	\$274,397.67
	2			CD 5 S70	4	y	96	382.46	391.68	\$50.22	\$723.92	\$275,121.59
	2			Ottumwa NG	3	n	0	0.00	0.00	\$50.22	-\$50.22	\$275,071.37
								0.00	0.00	\$0.00	\$0.00	\$275,071.37
11/3/2011	2	554268	IARNG RRB RSP RMP	Mt Pleasant NG	2	y	148	294.82	301.92	\$50.22	\$546.52	\$275,617.89
	2			Council Bluffs NG	3	y	126	376.49	385.56	\$50.22	\$711.83	\$276,329.72
	2			Algona NG	2	y	116	231.07	236.64	\$50.22	\$417.49	\$276,747.21
	2			Sioux City NG	3	y	193	576.68	590.58	\$50.22	\$1,117.04	\$277,864.25
	2			Iowa City NG	3	y	119	355.57	364.14	\$50.22	\$669.49	\$278,533.75
	2			Fort Dodge NG	3	y	81	242.03	247.86	\$50.22	\$439.67	\$278,973.41
	2			CD 5 S70	4	n	0	0.00	0.00	\$50.22	-\$50.22	\$278,923.19
	2			Waterloo NG	3	y	128	382.46	391.68	\$50.22	\$723.92	\$279,647.12
	2			Mt Joy AASF	3	y	168	501.98	514.08	\$50.22	\$965.84	\$280,612.96
								0.00	0.00	\$0.00	\$0.00	\$280,612.96
11/6/2011	2	554256	IARNG 224th ENGR	Ottumwa NG	10	y	28	278.88	285.60	\$50.22	\$514.26	\$281,127.22
	2			Fairfield NG	10	n	0	0.00	0.00	\$50.22	-\$50.22	\$281,077.00
	2			CD 5 S70	10	y	124	1235.04	1264.80	\$50.22	\$2,449.62	\$283,526.62

								0.00	0.00	\$0.00	\$0.00	\$283,526.62
11/8/2011	2	554386	IARNG 248th ASB	Muscatine CC	8	y	209	1665.31	1705.44	\$50.22	\$3,320.53	\$286,847.15
	2			Clinton NG	8	y	233	1856.54	1901.28	\$50.22	\$3,707.60	\$290,554.76
	2			Waterloo AASF	8	y	115	916.32	938.40	\$50.22	\$1,804.50	\$292,359.26
	2			Mt Joy AASF	10	y	199	1982.04	2029.80	\$50.22	\$3,961.62	\$296,320.88
	2			Boone NG	10	n	0	0.00	0.00	\$50.22	-\$50.22	\$296,270.66
								0.00	0.00	\$0.00	\$0.00	\$296,270.66
11/9/2011	1	554448	IARNG B 248th AMC	Boone NG	10	n	0	0.00	0.00	\$25.11	-\$25.11	\$296,245.55
	1			Mt Joy AASF	10	y	199	1982.04	2029.80	\$25.11	\$3,986.73	\$300,232.28
	1			Waterloo AASF	10	y	115	1145.40	1173.00	\$25.11	\$2,293.29	\$302,525.57
								0.00	0.00	\$0.00	\$0.00	\$302,525.57
11/20/2011	2	554529	IARNG 248th ASB	Muscatine CC	8	y	209	1665.31	1705.44	\$50.22	\$3,320.53	\$305,846.10
	2			Clinton NG	8	y	233	1856.54	1901.28	\$50.22	\$3,707.60	\$309,553.70
	2			Waterloo AASF	8	y	115	916.32	938.40	\$50.22	\$1,804.50	\$311,358.20
	2			Mt Joy AASF	10	y	199	1982.04	2029.80	\$50.22	\$3,961.62	\$315,319.82
	2			Boone NG	10	n	0	0.00	0.00	\$50.22	-\$50.22	\$315,269.60
								0.00	0.00	\$0.00	\$0.00	\$315,269.60
11/29/2011	2	554119	Iowa National Guard 1133d	Iowa City NG	3	y	165	493.02	504.90	\$50.22	\$947.70	\$316,217.30
	2			Mason City NG	2	n	0	0.00	0.00	\$50.22	-\$50.22	\$316,167.08
	2			CD 5 S70	4	y	119	474.10	485.52	\$50.22	\$909.40	\$317,076.48
	2			Waterloo NG	2	y	78	155.38	159.12	\$50.22	\$264.28	\$317,340.76
	2			Council Bluff NG	3	y	244	729.07	746.64	\$50.22	\$1,425.49	\$318,766.25
								0.00	0.00	\$0.00	\$0.00	\$318,766.25
11/30/2011	3	554567	IARNG 2.147th AVN	Boone NG	6	n	0	0.00	0.00	\$75.33	-\$75.33	\$318,690.92
	3			Waterloo AASF	6	y	115	687.24	703.80	\$75.33	\$1,315.71	\$320,006.63
								0.00	0.00	\$0.00	\$0.00	\$320,006.63
12/3/2011	2	554448	IARNG B 248th AMC	Boone NG	10	n	0	0.00	0.00	\$50.22	-\$50.22	\$319,956.41
	2			Mt Joy AASF	10	y	199	1982.04	2029.80	\$50.22	\$3,961.62	\$323,918.03
	2			Waterloo AASF	10	y	115	1145.40	1173.00	\$50.22	\$2,268.18	\$326,186.21
								0.00	0.00	\$0.00	\$0.00	\$326,186.21
12/11/2011	2	554269	Iowa National Guard 1133d	Iowa City NG	9	y	165	1479.06	1514.70	\$50.22	\$2,943.54	\$329,129.75
	2			Mason City NG	9	n	0	0.00	0.00	\$50.22	-\$50.22	\$329,079.53
								0.00	0.00	\$0.00	\$0.00	\$329,079.53
1/3/2012	1.3	554688	IARNG D 1-133d	Cedar Rapids CC4	4	y	73	290.83	297.84	\$32.64	\$556.03	\$329,635.56
	1.3			Dubuque NG	4	n	0	0.00	0.00	\$32.64	-\$32.64	\$329,602.91
	1.3			Waterloo NG	4	y	93	370.51	379.44	\$32.64	\$717.31	\$330,320.22
								0.00	0.00	\$0.00	\$0.00	\$330,320.22
1/3/2012	2	554895	IARNG C 1-133d	Ames HS	1	y	53	52.79	54.06	\$50.22	\$56.63	\$330,376.85
	2			Ida Grove HS	1	y	128	127.49	130.56	\$50.22	\$207.83	\$330,584.68
	2			CD 5 S70	4	y	82	326.69	334.56	\$50.22	\$611.03	\$331,195.71
	2			Oelwein NG	1	y	93	92.63	94.86	\$50.22	\$137.27	\$331,332.98
	2			Sioux City NG	4	y	176	701.18	718.08	\$50.22	\$1,369.04	\$332,702.02
	2			Iowa Falls NG	1	n	0	0.00	0.00	\$50.22	-\$50.22	\$332,651.80
	2			Waterloo NG	3	y	57	170.32	174.42	\$50.22	\$294.52	\$332,946.32
								0.00	0.00	\$0.00	\$0.00	\$332,946.32
1/8/2012	1.3	554669	IARNG E 334th	Dubuque NG	3	y	93	277.88	284.58	\$32.64	\$529.82	\$333,476.14
				Waterloo NG	4	n	0	0.00	0.00	\$0.00	\$0.00	\$333,476.14
				Iowa Falls NG	3	y	57	170.32	174.42	\$0.00	\$344.74	\$333,820.87
								0.00	0.00	\$0.00	\$0.00	\$333,820.87
1/22/2012	2	554269	Iowa National Guard 1133d	Iowa City NG	9	y	165	1479.06	1514.70	\$50.22	\$2,943.54	\$336,764.41
	2			Mason City NG	9	n	0	0.00	0.00	\$50.22	-\$50.22	\$336,714.19
								0.00	0.00	\$0.00	\$0.00	\$336,714.19
2/21/2012	1	554119	Iowa National Guard 1133d	Iowa City NG	3	y	165	493.02	504.90	\$25.11	\$972.81	\$337,687.00

	1			Mason City NG	2	n	0	0.00	0.00	\$25.11	-\$25.11	\$337,661.89
	1			CD 5 S70	4	y	119	474.10	485.52	\$25.11	\$934.51	\$338,596.40
	1			Council Bluff NG	3	y	244	729.07	746.64	\$25.11	\$1,450.60	\$340,047.00
								0.00	0.00	\$0.00	\$0.00	\$340,047.00
3/4/2012	2	554269	Iowa National Guard 1133d	Iowa City NG	9	y	165	1479.06	1514.70	\$50.22	\$2,943.54	\$342,990.54
	2			Mason City NG	9	n	0	0.00	0.00	\$50.22	-\$50.22	\$342,940.32
								0.00	0.00	\$0.00	\$0.00	\$342,940.32
4/3/2012	1	554119	Iowa National Guard 1133d	Iowa City NG	3	y	165	493.02	504.90	\$25.11	\$972.81	\$343,913.13
	1			Mason City NG	2	n	0	0.00	0.00	\$25.11	-\$25.11	\$343,888.02
	1			CD 5 S70	4	y	119	474.10	485.52	\$25.11	\$934.51	\$344,822.53
	1			Council Bluff NG	3	y	244	729.07	746.64	\$25.11	\$1,450.60	\$346,273.13
								0.00	0.00	\$0.00	\$0.00	\$346,273.13
4/5/2012	2	556115	IARNG 248th ASB	Mt Joy AASF	10	y	199	1982.04	2029.80	\$50.22	\$3,961.62	\$350,234.75
	2			Boone NG	15	n	0	0.00	0.00	\$50.22	-\$50.22	\$350,184.53
								0.00	0.00	\$0.00	\$0.00	\$350,184.53
4/13/2012	3	554996	IARNG 248th ASB	Muscatine CC	6	y	209	1248.98	1279.08	\$75.33	\$2,452.73	\$352,637.26
	3			Clinton NG	6	y	233	1392.41	1425.96	\$75.33	\$2,743.04	\$355,380.30
	3			Waterloo AASF	9	y	115	1030.86	1055.70	\$75.33	\$2,011.23	\$357,391.53
	3			Mt Joy AASF	9	y	199	1783.84	1826.82	\$75.33	\$3,535.33	\$360,926.86
	3			Boone NG	10	n	0	0.00	0.00	\$75.33	-\$75.33	\$360,851.53
<b>Training</b>												
8/19/2011	2	553434	IARNG C 2/211 AVN	Boone NG	15	y	55	821.70	841.50	\$27.54	\$1,635.66	\$1,635.66
	2			Carroll NG	10	n	0	0.00	0.00	\$27.54	-\$27.54	\$1,608.12
	2			Waterloo AASF	15	y	170	2539.80	2601.00	\$27.54	\$5,113.26	\$6,721.38
								0.00	0.00	\$0.00	\$0.00	\$6,721.38
11/9/2011	4.7	554411	IARNG HRO Training	JFHQ 1 EHCR	12	n	0	0.00	0.00	\$64.72	-\$64.72	\$6,656.66
	4.7			Boone NG	10	y	31	308.76	316.20	\$64.72	\$560.24	\$7,216.90
	4.7			Mt Joy AASF	6	y	169	1009.94	1034.28	\$64.72	\$1,979.51	\$9,196.41
	4.7			Waterloo AASF	8	y	130	1035.84	1060.80	\$64.72	\$2,031.92	\$11,228.33
	4.7			Fort Dodge NG	6	y	81	484.06	495.72	\$64.72	\$915.06	\$12,143.39
	4.7			Sioux City NG	8	y	195	1553.76	1591.20	\$64.72	\$3,080.24	\$15,223.63
								0.00	0.00	\$0.00	\$0.00	\$15,223.63
1/27/2012	4.3	555198	IARNG HRO Workshop	JFHQ 1 EHCR	30	n	0	0.00	0.00	\$59.21	-\$59.21	\$15,164.42
	4.3			Dubuque NG	6	y	213	1272.89	1303.56	\$59.21	\$2,517.24	\$17,681.65
	4.3			Carroll NG	4	y	82	326.69	334.56	\$59.21	\$602.04	\$18,283.69
	4.3			Waterloo NG	6	y	129	770.90	789.48	\$59.21	\$1,501.17	\$19,784.86
	4.3			Council Bluffs NG	8	y	128	1019.90	1044.48	\$59.21	\$2,005.17	\$21,790.04
	4.3			Storm Lake NG	4	y	135	537.84	550.80	\$59.21	\$1,029.43	\$22,819.46
	4.3			Iowa City NG	10	y	120	1195.20	1224.00	\$59.21	\$2,359.99	\$25,179.45
	4.3			Sioux City NG	10	y	195	1942.20	1989.00	\$59.21	\$3,871.99	\$29,051.44
								0.00	0.00	\$0.00	\$0.00	\$29,051.44
1/31/2012	5	555242	IARNG RRC	Marshalltown NG	21	y	100	2091.60	2142.00	\$68.85	\$4,164.75	\$33,216.19
	5			Iowa City NG	25	n	0	0.00	0.00	\$68.85	-\$68.85	\$33,147.34
	5			CD 5 S70	25	y	119	2963.10	3034.50	\$68.85	\$5,928.75	\$39,076.09
								0.00	0.00	\$0.00	\$0.00	\$39,076.09
2/10/2012	1	555289	IARNG A 334th BSB	CD 5 S70	10	n	0	0.00	0.00	\$13.77	-\$13.77	\$39,062.32
	1			Cedar Rapids NG	10	y	126	1254.96	1285.20	\$13.77	\$2,526.39	\$41,588.71
	1			Oelwein NG	5	y	165	821.70	841.50	\$13.77	\$1,649.43	\$43,238.14
								0.00	0.00	\$0.00	\$0.00	\$43,238.14
2/10/2012	1	555289	IARNG A 334th BSB	CD 5 S70	10	n	0	0.00	0.00	\$13.77	-\$13.77	\$43,224.37
	1			Cedar Rapids NG	10	y	126	1254.96	1285.20	\$13.77	\$2,526.39	\$45,750.76

