

INFRASTRUCTURE STATUS REPORTS



COMPILED BY
FISCAL SERVICES DIVISION

MARCH 2015



LEGISLATIVE
SERVICES AGENCY

Serving the Iowa Legislature

Memorandum

To: Chairpersons Matt McCoy and Dan Huseman and Members of the Transportation, Infrastructure, and Capitals Appropriations Subcommittee

From: Dave Reynolds, Legislative Analyst

Date: March 12, 2015

Re: Infrastructure Status Reports

The reports referenced in this document were submitted by various state agencies to the Legislative Services Agency in accordance with the following provisions: Iowa Code sections [8.57\(5\)\(i\)](#), [8.57A\(5\)](#), [8.57B\(5\)](#), [8.57C\(4\)](#), [12E.12](#), [12.79](#), [12.88](#) and [12.88A](#) and chapter 1179, section 19, 2006 Iowa Acts.

These provisions require the agencies to submit reports annually regarding appropriations received from any of the infrastructure funds, including the Rebuild Iowa Infrastructure Fund, Environment First Fund,¹ Vertical Infrastructure Fund, Technology Reinvestment Fund, FY 2009 Prison Bonding Fund, the restricted capital tobacco funds, Revenue Bonds Capitals Fund, and the Revenue Bonds Capitals II Fund.

Per the statutory provisions, agencies must provide the status of all projects, completed or in progress, including:

- Description of the project.
- Progress of work completed.
- Total estimated cost of the project.
- List of all revenue sources being used to fund the project.
- Amount of funds expended.
- Amount of funds obligated.
- Date the project was completed or an estimated completion date of the project, where applicable.

Legislative intent required receipt of annual infrastructure reports so the General Assembly could have detailed updates on capital projects and the use of infrastructure funds. This is particularly important as infrastructure funds are often appropriated over multiple years and appropriations from infrastructure funds typically do not revert for approximately four years. House File 822 (FY 2010 Infrastructure Appropriations Act) added the requirement that *any recipient* of infrastructure funding must report to the agency that provided the pass-through for the funding, so the agency can report to the General Assembly about the use of the funds. The intent is to ensure reporting on all uses of infrastructure funding, whether or not for capital projects.²

¹ The Environment First Fund is now under the purview of the Agriculture and Natural Resources Appropriations Subcommittee, but reports on projects receiving appropriations from this Fund will continue to be compiled with other infrastructure reports.

² If the use of the appropriation was completed in prior years and no changes occurred between prior year reporting and current year reporting, the prior year submission by the agency is incorporated.

The following agencies submitted reports for appropriations received from infrastructure funds:

Department of Administrative Services
Department of Agriculture and Land Stewardship
Department of Corrections
Department of Cultural Affairs
Department of Education
Department of Human Rights
Department of Human Services
Iowa Economic Development Authority
Iowa Finance Authority
Iowa Telecommunications and Technology Commission
Judicial Branch
Department of Management
Department of Natural Resources
Department of Public Defense
Department of Public Health
Department of Public Safety
Board of Regents
State Fair Authority
Department of Transportation
Treasurer of State
Department of Veterans Affairs
Iowa Veterans Home

The composite volume of all the reports will be available on the LSA website at:

<https://www.legis.iowa.gov/Schedules/committeeDocs.aspx?GA=85&CID=40>

If you have any questions or concerns please contact me at 281-6934 or via email:

dave.reynolds@legis.iowa.gov.

TABLE OF CONTENTS

	Page
Department of Administrative Services.....	1
Department of Agriculture and Land Stewardship	9
Department of Corrections	35
Department of Cultural Affairs	38
Department of Education	43
Department of Human Rights.....	49
Department of Human Services.....	62
Iowa Economic Development Authority.....	65
Iowa Finance Authority	105
Iowa Telecommunications and Technology Commission.....	239
Judicial Branch.....	243
Department of Management.....	245
Department of Natural Resources	248
Department of Public Defense.....	259
Department of Public Health.....	261
Department of Public Safety.....	264
Board of Regents	268
State Fair Authority	279
Department of Transportation	281
Treasurer of State.....	300
Department of Veterans Affairs and Iowa Veterans Home.....	322
Appendix A – Infrastructure Appropriations Tracking Actual FY 2010 through Estimated FY 2015	347

DEPARTMENT OF ADMINISTRATIVE SERVICES

Annual Infrastructure Report - 2014

Iowa Code 8.57 and 8A.321

Iowa Department of Administrative Services

January 15, 2015

In accordance with the Code of Iowa, Sections 8.57 and 8A.321, this annual report summarizes the status of all ongoing building-related projects for which appropriations from the Rebuild Iowa Infrastructure Fund, the Vertical Infrastructure Fund, Ijobs or the Tobacco Settlement Trust Fund have been made to the Department of Administrative Services. The report includes projects for which funding reverted in 2014 as well as ongoing projects. The column reflecting available balances for each appropriation is the sum of the total funds less the total contracted funds. The available balance totals do not include reverted amounts.

Table of Contents	Page #
Infrastructure Appropriations for Facilities Statewide	
<i>Major Maintenance</i>	2
<i>Routine Maintenance</i>	3
Infrastructure Appropriations for Capitol Complex Facilities	
<i>West Capitol Terrace/Removal of Parking Lots 7 & 8</i>	4
<i>Capitol Interior and Exterior Restoration</i>	4
<i>Relocation and Leasing Assistance</i>	5
<i>Historical Building Exterior Repairs</i>	6
<i>Lucas Building-Secretary of State</i>	6
Infrastructure Appropriations for Human Services Facilities	
<i>Toledo Cottage Renovation</i>	7

Infrastructure Appropriations for Facilities Statewide

Major Maintenance

Description of the Work:

Major maintenance projects statewide for twelve agencies and divisions participating in the Vertical Infrastructure Program, including the Department of Administrative Services; the Department of Commerce, Alcoholic Beverages Division; the Department of Corrections; the Department of Cultural Affairs; the Department of Education, including Iowa Public Television and Iowa Vocational Rehabilitation Services; the Department of Human Services; Iowa Law Enforcement Academy; the Department of Public Safety; Terrace Hill; Iowa Veterans Home and Iowa Workforce Development.

Progress of the Work:

Work is on-going and many projects have been completed. A complete list of projects is available online at <http://das.iowa.gov/financials/>.

Estimated Completion Date: June 2018

Total Estimated Cost: \$62,268,812

Total estimated cost represents major maintenance appropriations since 2009. Additional funding sources include agency operations funds for specific projects. Please note 0C99 was appropriated in two consecutive fiscal years: \$6,860,252 was appropriated in FY2009 and another \$3,000,000 was added in FY2010. R523 was also appropriated in two consecutive fiscal years: \$10,250,000 was appropriated in FY2013 and \$4,000,000 was appropriated in FY14 (\$2,000,000 of the FY14 amount was deappropriated). The appropriations have been combined into one total line each for 0C99 and R523 below.

Financial Summary for Major Maintenance:

Fiscal Year	Funding Source	Accounting Codes	Reversion Date	Appropriated Amount	Additional	Total Funds	Total Budgeted	Total Contracted	Total Expended	Open Contracts	Amount Reverted
2009	RBCF	T099	6/30/2014	\$7,764,671	\$0	\$7,764,671	\$7,764,671	\$7,764,671	\$7,764,671	\$0	\$0
2010	RBCF	0C99	6/30/2014	\$9,860,252	\$162,504	\$10,022,756	\$10,022,756	\$10,022,756	\$10,022,756	\$0	\$0
Subtotal for Reverted Major Maintenance:				\$17,624,923	\$162,504	\$17,787,427	\$17,787,427	\$17,787,427	\$17,787,427	\$0	\$0

Fiscal Year	Funding Source	Accounting Codes	Reversion Date	Appropriated Amount	Additional	Total Funds	Total Budgeted	Total Contracted	Total Expended	Open Contracts	Available Balance
2012	RBCF	064T	6/30/2015	\$500,000	\$0	\$500,000	\$500,000	\$495,819	\$488,226	\$7,593	\$4,181
2012	RBC2	070T	6/30/2015	\$2,020,000	\$0	\$2,020,000	\$1,965,960	\$1,517,311	\$1,395,971	\$121,340	\$502,689
2012	TSTF II	M942	N/A	\$970,310	\$10,457	\$980,767	\$956,362	\$923,446	\$906,760	\$16,686	\$57,320
2012	TSTF II	M198	N/A	\$551,960	\$0	\$551,960	\$551,960	\$550,990	\$550,990	\$0	\$969
2013	RIIF	0R59	6/30/2016	\$2,700,000	\$5,500	\$2,705,500	\$2,582,814	\$1,916,126	\$1,749,228	\$166,898	\$789,374
2014	RIIF	0CE3	6/30/2015	\$11,310,648	\$4,208	\$11,314,856	\$11,319,065	\$8,165,986	\$6,465,406	\$1,700,580	\$3,148,870
2014	RIIF	R523	6/30/2017	\$12,250,000	\$158,303	\$12,408,303	\$12,267,553	\$11,908,353	\$11,010,586	\$897,767	\$499,950
2015	RIIF	R524	6/30/2018	\$14,000,000	\$0	\$14,000,000	\$10,638,106	\$190,463	\$14,502	\$175,961	\$13,809,538
Total for Major Maintenance:				\$61,927,841	\$340,971	\$62,268,812	\$58,569,247	\$43,455,921	\$40,369,096	\$3,086,825	\$18,812,891

Infrastructure Appropriations for Facilities Statewide

Routine Maintenance

Description of the Work:

Routine, recurring and preventative maintenance for state-owned facilities at the Capitol Complex and statewide for the same twelve agencies and divisions participating in the Vertical Infrastructure Program.

Progress of the Work:

All funds were distributed to agencies on a square foot basis. No new funds were received in FY2011, 2012, 2013, 2014, or 2015.

Completion Date: Not applicable, all unspent funds reverted in 2013.

Total Cost: Not applicable, all unspent funds reverted in 2013.

Financial Summary for Routine Maintenance: Not applicable, all unspent funds reverted in 2013.

	Appropriated Amount	Additional	Total Funds	Total Budgeted	Total Contracted	Total Expended	Open Contracts	Available Balance
Total Infrastructure Appropriations for Facilities Statewide:	\$61,927,841	\$340,971	\$62,268,812	\$58,569,247	\$43,455,921	\$40,369,096	\$3,086,825	\$18,812,891

Infrastructure Appropriations for Capitol Complex Facilities**West Capitol Terrace/Removal of Parking Lots 7 & 8***Description of the Work:*

Funding has been provided for planning and design, including removal of temporary parking lots 7 and 8 west of the Capitol and replacement with an ADA compliant walkway between East 7th and Finkbine, including landscaping to create a major public greenspace at the west entrance to the Capitol Complex.

Progress of the Work:

The parking lots were removed in the summer of 2006. Phase 1 work was completed in 2007. Phase 2 work and the removal of the Row House, including extension of the west plaza pavers, was completed in 2014.

Completion Date: June 2014

Total Cost: \$1,644,925

Financial Summary for West Capitol Terrace/Removal of Parking Lots 7 & 8:

Fiscal Year	Funding Source	Accounting Codes	Reversion Date	Appropriated Amount	Additional	Total Funds	Total Budgeted	Total Contracted	Total Expended	Open Contracts	Amount Reverted
2008	RIIF	014T	6/30/2014	\$1,600,000	\$44,925	\$1,644,925	\$1,644,925	\$1,644,925	\$1,644,925	\$0	\$0

Capitol Interior and Exterior Restoration*Description of the Work:*

On-going interior and exterior restoration of the State of Iowa's Capitol, a building on the National Register of Historic Places. More specifically, the intent of this project is to bring the Capitol in compliance with the State of Iowa Building Code while restoring the Capitol's historic look.

Progress of the Work:

In the center of the 1st floor rotunda, installed a replica of the original glass floor. Replaced the existing drop cords on the floor of the Law Library with hard wired electrical outlets routed under the floor. Installed a large filter as the Capitol Complex chilled water system enters the Capitol. Installed 20 fan coil units on the ground, first, and second floors to increase ventilation. Removed redundant mechanical piping from the southwest corner of the Attic to eliminate numerous water leaks. Upgraded the House of Representatives voting console outlets. Installed a lightning protection system.

Completion Date: June 2014

Total Cost: \$5,341,809

Financial Summary for Capitol Interior and Exterior Restoration:

The official reversion date for OR58 is 6/30/2016; however, the majority of funds were expended prior to 6/30/2014 so the remaining \$81 balance was reverted early.

Fiscal Year	Funding Source	Accounting Codes	Reversion Date	Appropriated Amount	Additional	Total Funds	Total Budgeted	Total Contracted	Total Expended	Open Contracts	Amount Reverted
2010	RIIF	17T	6/30/2014	\$5,000,000	\$11,904	\$5,011,904	\$5,011,904	\$5,011,890	\$5,011,890	\$0	\$14
2014	RIIF	OR58	6/30/2016	\$330,000	\$0	\$330,000	\$329,919	\$329,919	\$329,919	\$0	\$81
<i>Total for Capitol Restoration:</i>				\$5,330,000	\$11,904	\$5,341,904	\$5,341,823	\$5,341,809	\$5,341,809	\$0	\$95

Infrastructure Appropriations for Capitol Complex Facilities***Relocation and Leasing Assistance****Description of the Work:*

Funding is for move-related expenses, temporary lease costs, tenant improvements at leased locations and other locations, and other relocation expenses related to renovation of and movement into buildings on the Capitol Complex. This funding enables selected agencies that are currently paying for leases off-complex to return to the Capitol Complex. It also allows for the temporary relocation of agencies on the Capitol Complex to off-complex locations, as may be required from time to time depending upon changing program needs.

Progress of the Work:

Improvements were made in the Grimes Building basement for the Department of Education. Relocated the Office of Drug Control Policy from Wallace to the Oran Pape Building due to legislation. Relocated all Iowa Building tenants. Iowa College Student Aid Commission (ICSAC) was relocated to leased space and received rent and communications cost assistance. The Department for the Blind record storage was relocated back to its central office. DOC Pharmacy was relocated to a newly renovated building at Mitchellville. ICN Circuits for Racing & Gaming were moved out of the Iowa Building to 1300 Des Moines St. In FY14, DMACC was reimbursed for its renovation costs in the Iowa building, prorated for its tenure. Funds were used for start up of the Public Information Board and for the relocation of the Iowa Insurance Division from River Hills to the Ruan building. Funds were used to relocate DNR from its leased location at 401 SW 7th to the Wallace building. GSE was consolidated to FMC. A workplace environmental analysis was conducted pursuant to legislation. Equipment from the Iowa building was removed and the entire building was vacated. Relocated the cell towers from the roof of the Iowa Building.

Completion Date: June 2014

Total Cost: \$7,057,814

\$5,625,066 was appropriated between 2003 - 2005, with reversion dates between 2006 - 2009, and an additional \$1,824,500 was appropriated in 2008, with a reversion date of 6/30/2014. The appropriations have been combined into one line below.

Financial Summary for Relocation and Leasing Assistance:

Fiscal Year	Funding Source	Accounting Codes	Reversion Date	Appropriated Amount	Additional	Total Funds	Total Budgeted	Total Contracted	Total Expended	Open Contracts	Amount Reverted
2008	RIIF	R08	6/30/2014	\$7,449,566	\$858,884	\$8,308,450	\$7,057,814	\$7,057,814	\$7,057,814	\$0	\$1,250,636

Infrastructure Appropriations for Capitol Complex Facilities**Historical Building Exterior Repairs***Description of the Work:*

Exterior repairs and related improvements to the State Historical Building.

Progress of the Work:

Phase 1 of the granite replacement and reinforcing is complete. Phase 2 and phase 3 of the exterior repairs are on hold pending additional funding and a decision on a potential major renovation project. Remaining funding, including additional funding provided by the Department of Cultural Affairs, will be used for museum planning.

Estimated Completion Date: June 2015

Total Estimated Cost: \$2,200,000

Financial Summary for Historical Building Exterior Repairs:

Fiscal Year	Funding Source	Accounting Codes	Reversion Date	Appropriated Amount	Additional	Total Funds	Total Budgeted	Total Contracted	Total Expended	Open Contracts	Available Balance
2012	RBCF	061T	6/30/2015	\$1,200,000	\$1,000,000	\$2,200,000	\$2,200,000	\$1,853,122	\$1,504,673	\$348,449	\$346,878

Lucas Building-Secretary of State*Description of the Work:*

Infrastructure improvements, including fire safety and security systems, in the Secretary of State offices.

Progress of the Work:

Currently in the planning stages to determine the remaining scope of work.

Estimated Completion Date: June 2015

Total Estimated Cost: TBD

Financial Summary for Lucas Building-Secretary of State:

Fiscal Year	Funding Source	Accounting Codes	Reversion Date	Appropriated Amount	Additional	Total Funds	Total Budgeted	Total Contracted	Total Expended	Open Contracts	Available Balance
2012	RIF	060T	6/30/2015	\$45,000	\$0	\$45,000	\$45,000	\$2,249	\$2,249	\$0	\$42,751

Total Infrastructure Appropriations for Capitol Complex Facilities:	Appropriated Amount	Additional	Total Funds	Total Budgeted	Total Contracted	Total Expended	Open Contracts	Available Balance
	\$15,624,566	\$1,915,713	\$17,540,279	\$16,289,561	\$15,899,919	\$15,551,470	\$348,449	\$389,629

Infrastructure Appropriations for Human Services Facilities

Toledo Cottage Renovation

Description of the Work:

Interior upgrades to Palmer Cottage, including updated lighting and finishes.

Progress of the Work:

Construction is complete and DAS is in the process of closing out all contracts.

Estimated Completion Date: June 2016

Total Estimated Cost: \$480,370

Financial Summary for Toledo Cottage Renovation:

Fiscal Year	Funding Source	Accounting Codes	Reversion Date	Appropriated Amount	Additional	Total Funds	Total Budgeted	Total Contracted	Total Expended	Open Contracts	Available Balance
2013	RIIF	053T	6/30/2016	\$500,000	\$0	\$500,000	\$500,000	\$480,370	\$462,174	\$18,196	\$19,630
Total Human Services Infrastructure Appropriations:				\$500,000	\$0	\$500,000	\$500,000	\$480,370	\$462,174	\$18,196	\$19,630

All Infrastructure Appropriations

	Appropriated Amount	Additional	Total Funds	Total Budgeted	Total Contracted	Total Expended	Open Contracts	Available Balance
Grand Total All Infrastructure	\$78,052,407	\$2,256,684	\$80,309,091	\$75,358,808	\$59,836,210	\$56,382,740	\$3,453,470	\$19,222,150

**DEPARTMENT OF
AGRICULTURE AND LAND STEWARDSHIP**

INFRASTRUCTURE STATUS REPORTS

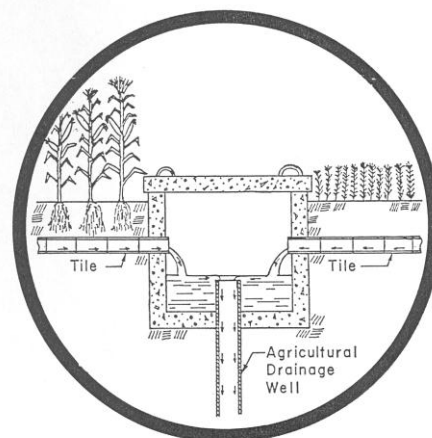
12/31/14



DIVISION OF SOIL CONSERVATION

AGRICULTURAL DRAINAGE WELL CLOSURE ASSISTANCE FUND

Agricultural drainage wells (ADWs) were developed in the early to mid 1900's and discharge cropland tile drainage water to underground aquifers. The fund was established in 1997 to protect drinking water aquifers by cost-sharing with landowners to close agricultural drainage wells and develop alternative drainage outlets to surface streams or install alternative management practices. Projects are typically constructed through drainage districts, although some projects are undertaken by individual landowners. Some of the remaining wells to be closed are located in karst areas with shallow limestone.



- 300 registered agricultural drainage wells (ADWs) in Iowa
- 99 ADWs closed by landowners, Watershed Improvement Review Board funding, or determined by the Department of Natural Resources (DNR) to not be ADWs or to be non-functioning
- 134 ADWs closed to date using \$10.09 million of assistance funds
- 19 ADW closures in project closeout phase
- 12 ADW closures in bid phase with 2015 construction
- 36 ADWs remain in continued use with DNR permits.
- 8 ADW closures anticipated for FY16
- FY16 appropriation request = \$1,920,000

FUND STATUS

FY15 Appropriation	\$0
One-time General Fund funding	\$0
Balance 6/30/14 Brought Forward	\$3,784,987
Interest to Date	\$3,747
Expenditures to Date	\$179,871
Obligated/Encumbered	\$3,608,863
Unobligated	\$0

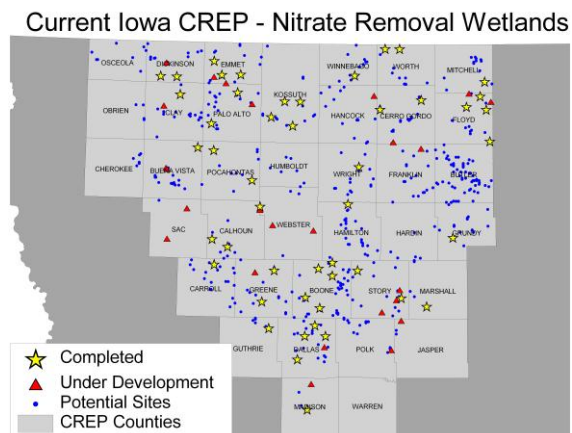
FOR MORE INFORMATION, CONTACT:

Jake Hansen, Chief, Water Resources Bureau
 Division of Soil Conservation
 Iowa Department of Agriculture and Land Stewardship
 515-725-2962
Jake.Hansen@iowaagriculture.gov

James Gillespie, Director
 Division of Soil Conservation
 Iowa Department of Agriculture and Land Stewardship
 515-281-7043
Jim.Gillespie@iowaagriculture.gov

IOWA CONSERVATION RESERVE ENHANCEMENT PROGRAM (CREP)

The Iowa Conservation Reserve Enhancement Program (CREP) was initiated in 2001 and is a joint effort of the Iowa Department of Agriculture and Land Stewardship and the USDA Farm Service Agency to protect Iowa drinking water and reduce hypoxia in the Gulf of Mexico. It is a highly targeted water quality program focusing on the reduction of nitrate loads to surface waters through the restoration of strategically located and designed wetlands that intercept tile-drainage water from upper-lying cropland.



- Research and monitoring by Iowa State University has shown that CREP wetlands remove 40-90% of the nitrate in tile-drainage water
- Wetlands restored to date (72) and those currently being designed (24) are estimated to remove over 1,300,000 lbs of nitrogen **annually**. Nearly 100,000 tons of nitrogen will be removed over design life. These wetlands will provide water quality protection for 121,650 acres of land
- Hundreds of potential wetland locations exist for landowner consideration
- Average lifetime nitrogen removal costs: \$0.23/lb
- Currently there is over a 7-year waiting list of applicants that have requested state funding
- State funds are matched with Federal funds
- FY16 appropriation request = \$1,000,000



FUND STATUS

FY15 appropriation	\$1,000,000
Balance 6/30/14 Brought Forward	\$3,584,862
Expenditures to Date	\$ 692,274
Outside Contributions	\$ 61,248
Obligated/Encumbered	\$3,953,837
Unobligated	\$ 0

FOR MORE INFORMATION, CONTACT:

Jake Hansen, Chief, Water Resources Bureau
 Division of Soil Conservation
 Iowa Department of Agriculture and Land Stewardship
 515-725-2962
Jake.Hansen@iowaagriculture.gov

James Gillespie, Director
 Division of Soil Conservation
 Iowa Department of Agriculture and Land Stewardship
 515-281-7043
Jim.Gillespie@iowaagriculture.gov

DISTRICT INITIATIVES/BUFFER INITIATIVE

The District Initiatives/Buffer Initiative (Conservation Reserve Program-CRP) was established in 2000 as a part of the Iowa Water Quality Initiative. Program initiatives are delivered through local Soil and Water Conservation Districts (SWCDs) in cooperation with the Natural Resources Conservation Service (NRCS) to leverage dollars for federal conservation programs, increasing Iowa's overall participation in both state and federal programs. Locally-led initiatives prioritize and target sensitive areas, by providing funds and resources to protect our soil and water resources.



- SWCDs receive funds to provide technical assistance to enroll CRP and install Federal Environmental Quality Incentive Program (EQIP) practices.
- Iowa leads the nation in the USDA Continuous CRP with 667,376 acres enrolled.
- Under the EQIP program, landowners have invested over \$15,000,000 along with over \$23,000,000 from federal funds.
- SWCDs partner with Pheasants Forever, NRCS and IDNR to support habitat improvement projects on private land.
- Incentives support grazing systems on expiring CRP contracts that support permanent cover; and filters and buffers that protect Iowa's lakes, rivers and streams.
- SWCDs and staff work one-on-one with landowners and operators to implement conservation practices.
- FY16 appropriate request - \$1,000,000

FUND STATUS	FY15 Appropriation	\$ 1,000,000
	Balance 6/30/14 Brought Forward	\$ 993,639
	Refunds/Reimbursements	\$ 113,283
	Expenditures to Date	\$ 295,141
	Obligated/Encumbered	\$1,811,781
	Unobligated	\$0

FOR FURTHER INFORMATION, CONTACT:

Vince Sitzmann, Bureau Chief, Field Services Bureau
 Division of Soil Conservation
 Iowa Department of Agriculture and Land Stewardship
 515-281-7818
Vince.Sitzmann@iowaagriculture.gov

James Gillespie, Director
 Division of Soil Conservation
 Iowa Department of Agriculture and Land Stewardship
 515-281-7043
Jim.Gillespie@iowaagriculture.gov

INTEGRATED FARM & LIVESTOCK MANAGEMENT DEMONSTRATION PROGRAM

The Integrated Farm and Livestock Management demonstration program was initiated in 2000 as part of the Iowa Water Quality Initiative to demonstrate the adaptability and effectiveness of conservation systems with farming operations. New and emerging technologies are demonstrated on private farmland to refine management input to reduce erosion and soil loss, enhance soil quality, increase infiltration, reduce runoff and lessen nutrient and sediment loading to Iowa's water bodies. Resources and infrastructure are leveraged to provide extensive information delivery and exchange for other important issues such as row crop residue harvest for biofuels, cover crops and perennial living mulch, and nutrient transport from cropped landscapes.

- Iowa Learning Farms, coordinated by Iowa State University, is building a "Culture of Conservation" through a partnership of farmers, agencies, conservation groups, agribusiness, the research community, and the public that supports continuing change for improved water and soil quality in improved tillage, cover crop, and residue management field demonstrations. Approximately 100 cooperators and conservationists in Iowa's five major soil associations allowed farmers to evaluate agronomic information and share local wisdom.



- A strong statewide awareness campaign utilizing a farmer-to-farmer, Iowan-to-Iowan grassroots approach included more than 130 public events across Iowa in 2014.
- Education and outreach to thousands of individuals strengthened society's commitment to the conservation of natural resources to sustain our quality of life.
- Iowa Soybean Association's agriculture and environment performance program has been allocated \$400,000 by legislative earmark.
- Funds leveraged with federal grants and other sources bring millions of additional dollars to Iowa.
- FY16 appropriation request = \$625,000

FUND STATUS	FY15 Appropriation	\$625,000
	Balance 6/30/14 Brought Forward	\$ 131,102
	Expenditures to Date	\$ 571,530
	Obligated/Encumbered	\$ 184,572
	Unobligated	\$0

FOR MORE INFORMATION, CONTACT:

Jake Hansen, Chief, Water Resources Bureau
Division of Soil Conservation
Iowa Department of Agriculture and Land Stewardship
515-725-2962
Jake.Hansen@iowaagriculture.gov

James Gillespie, Director
Division of Soil Conservation
Iowa Department of Agriculture and Land Stewardship
515-281-7043
Jim.Gillespie@iowaagriculture.gov

IOWA CONSERVATION COST SHARE PROGRAM

Iowa's Conservation Cost Share program was established in 1973 to protect the soil and water resources of the state from erosion and sediment damage. The program encourages the adoption of farm management and agricultural practices that are consistent with the capability of the land to sustain agriculture while preserving the state's natural resources. Technical assistance is provided by IDALS-DSC and the USDA Natural Resources Conservation Service (NRCS), and practices are designed to NRCS technical standards. Applicants are required to enter into maintenance agreements to ensure long-term success and performance. Funds are administered locally by Iowa's 100 Soil and Water Conservation Districts (SWCDs).



- Soil and water conservation practices:
 - enhance soil quality and improve water infiltration
 - reduce erosion, soil loss and runoff
 - reduce water impairments from sediment and nutrients
 - reduce storm water impact on private property and infrastructure
- From July 1 to December 31, 2014, IDALS processed landowner payments for 1,263 soil and water conservation practices.
- 36,349 acres were benefited with a soil loss reduction of 219,000 tons/year
 - Includes 1,144,966' of terraces, 215 acres of waterways, 22,880 acres of cover crops, 71 grade stabilization structures, 77 water and sediment control basins
- Landowners invest a minimum of 50% of their own money on these practices
- The investment of cost-share funds and those of private landowners are reinvested in Iowa's local economies benefiting the communities
- In September 2014, 60 SWCDs requested \$19.6 million in supplemental funds with only \$2.2 million available, leaving \$17.4 million of unmet demand and lost opportunities to improve our soil and water resources
- FY16 appropriation request = \$7,500,000

FUND STATUS	FY15 Appropriation	\$6,750,000.00
	Balance 6/30/14 Brought Forward	\$2,336,643.41
	Refunds & Reimbursements	\$887.50
	Expended	\$4,730,313.37
	Obligated/Encumbered	\$4,357,217.54
	Unobligated	\$0

FOR FURTHER INFORMATION, CONTACT:

Vince Sitzmann, Chief, Field Services Bureau
 Division of Soil Conservation
 Iowa Department of Agriculture and Land Stewardship
 515-281-7818
Vince.Sitzmann@iowaagriculture.gov

Jim Gillespie, Director
 Division of Soil Conservation
 Iowa Department of Agriculture and Land Stewardship
 515-281-7043
Jim.Gillespie@iowaagriculture.gov

SOIL AND WATER CONSERVATION ADMINISTRATION

There is a need to improve soil quality, maintain productivity, enhance water quality, manage nutrients properly, and provide flood protection. To do so and ensure program dollars are spent effectively; we need to provide the best administrative and technical assistance possible for the Iowa Financial Incentives Program, Resource Enhancement and Protection Program, Watershed Protection Fund, Water Protection Fund Projects and State Revolving Fund Program. Staff also assist with implementing projects and practices funded by the federal government including the Environmental Quality Incentive Program, Conservation Reserve Program, Wetland Reserve Program, Wildlife Habitat Incentive Program, and others programs in all 99 counties and 100 SWCDs.



Currently there are 28 (16 secretaries and 12 technicians) vacant positions that need to be filled so that all 100 offices will be fully functional and able to communicate and provide assistance to implement conservation practices



- Staff will assist landowners in applying over \$26,175,000 in state funded programs which will leverage an additional \$9,000,000
- Staff will help USDA/NRCS apply over \$54,300,000 federally funded conservation practices that will leverage an additional \$19,000,000
- Conservation projects have brought over \$108,000,000 to communities across Iowa that support local contractors and local businesses that create jobs and spur economic development in Iowa's communities
- Positions will assist landowners and operators with conservation practice implementation on approximately 2,000,000 acres in Iowa this year
- FY16 appropriation request = \$2,550,000

FUND STATUS

FY15 Appropriation	\$2,550,000
Balance 6/30/14 Brought Forward	\$2,313,000
Expenditures to Date	\$2,000,000
Obligated/Encumbered	\$2,863,000
Unobligated	\$0

FOR MORE INFORMATION, CONTACT:

Vince Sitzmann, Chief, Field Services Bureau
Division of Soil Conservation
Iowa Department of Agriculture and Land Stewardship
515-281-7818

Vince.Sitzmann@IowaAgriculture.gov
Infrastructure Status Report - Page 16

James Gillespie, Director
Division of Soil Conservation
Iowa Department of Agriculture and Land Stewardship
515-281-7043

Jim.Gillespie@IowaAgriculture.gov

WATERSHED PROTECTION FUND

The Watershed Protection Fund was initiated in 2000 as part of the broader Iowa Water Quality Initiative. Watershed development funds are available to Soil and Water Conservation Districts (SWCDs) for that first important step of identifying problems in the watershed and creating a sound plan for improvement. Implementation of watershed protection projects brings together the community, both rural and urban, to target resources to reduce soil erosion, protect water quality, provide flood reduction, and protect natural resources. IDALS-DSC, the Iowa Department of Natural Resources (DNR) and the USDA Natural Resources Conservation Service (NRCS) work together in the support of these projects in order to achieve the maximum watershed improvements and water quality benefits with the state and federal program funds available to each agency.



- 23 watershed projects are underway in 35 SWCDs
- State funds are cost-shared at rates up to 75% with applicants assuming at least 25% of the cost
- 72 watershed project claims were reimbursed totaling \$556,381 and leveraging \$682,602 from other sources including applicant contributions
- 1,666 acres were protected with a soil loss reduction of 4,149 tons/year
- Sediment delivery to the state’s water bodies was reduced by 6,804 tons/year
- Projects have leveraged state funds with approximately \$3,500,000 of DNR Section 319 federal program funds
- FY16 appropriation request = \$900,000

FUND STATUS	FY15 Appropriation	\$ 900,000
	Balance 6/30/14 Brought Forward	\$ 756,797
	Refunds & Reimbursements	\$ 8,205
	Expenditures to Date	\$ 605,604
	Obligated/Encumbered	\$ 1,059,398
	Unobligated	\$ 0

FOR MORE INFORMATION, CONTACT:

Vince Sitzmann, Chief, Field Services Bureau
 Division of Soil Conservation
 Iowa Department of Agriculture and Land Stewardship
 515-281-7818

Vince.Sitzmann@iowaagriculture.gov

James Gillespie, Director
 Division of Soil Conservation
 Iowa Department of Agriculture and Land Stewardship
 515-281-7043

Jim.Gillespie@iowaagriculture.gov

IOWA WATERSHED IMPROVEMENT REVIEW BOARD (WIRB) ADMINISTRATION

The Iowa Watershed Improvement Review Board (WIRB) was initiated in 2005. This Board is responsible for awarding grants to water quality improvement and flood prevention projects. The WIRB is comprised of representatives from agriculture, drinking water and wastewater utilities, environmental organizations, agribusiness, the conservation community along with two state senators and two state representatives.



Administrative support to the Board is provided by the Iowa Department of Agriculture and Land Stewardship—Division of Soil Conservation.

- The Board oversees 47 active projects lasting up to three years.
- These 47 projects have been awarded \$8,953,698 from the WIRB and have spent \$3,537,493.
- The funded projects are accountable to the WIRB through progress reports submitted biannually that summarize activities completed and provide details of expenditures. Annual project reports are also included with the WIRB annual report to the Legislature and the Governor.
- The WIRB maintains a website at: <http://www.iowaagriculture.gov/IWIRB.asp>

For FY2015, \$50,000 for WIRB Administration was funded from the Iowa Conservation Cost Share Program.

FOR MORE INFORMATION CONTACT:

Jake Hansen, Chief, Water Resources Bureau
Division of Soil Conservation
Iowa Department of Agriculture and Land Stewardship
515-725-2962

Jake.Hansen@iowaagriculture.gov

Infrastructure Status Report - Page 18

James Gillespie, Director
Division of Soil Conservation
Iowa Department of Agriculture and Land Stewardship
515-281-7043

Jim.Gillespie@iowaagriculture.gov



Loess Hills Development and Conservation Authority

712 S. Hwy. 6 & 59
Oakland, Iowa 51560-0189
Phone (712) 482-3029
Fax (712) 482-5590
Email: marylou@goldenhillsrca.org

RECEIVED
DEC 24 2014
IDALS-DSC

December 19, 2014

Vince Sitzmann
Division of Soil Conservation
Wallace State Office Bldg.
Des Moines, IA 50319

Dear Mr. Sitzmann:

The Loess Hills Development & Conservation Authority passes state funds appropriated from the Environment First and General Funds to the Hungry Canyons Alliance and the Loess Hills Alliance. Copies of their reports are enclosed for your review.

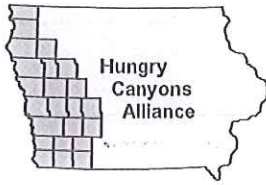
The Hungry Canyons Alliance is concerned with stream stabilization projects in 19 western Iowa counties. Stream stabilization projects protect bridges and other infrastructure including roadways, utilities and pipelines. The focus of the Loess Hills Alliance is to protect special natural and cultural resources in the seven counties of deep loess bordering the Missouri River.

If you need further information, please contact myself or Michelle Franks at Golden Hills RC&D.

Sincerely,

Bernie Bolton
Chairman
Loess Hills Development and Conservation Authority

Enc.



Hungry Canyons Alliance

712 S. Hwy. 6 & 59
Oakland, Iowa 51560-0189
Phone (712) 482-3029
Fax (712) 482-5590
Email: john@goldenhillsrccd.org

December 19, 2014

David Reynolds
Legislative Fiscal Services
State Capitol
Des Moines, IA 50319

Dear Mr. Reynolds:

The purpose of the Hungry Canyons Alliance (HCA) is to focus attention on the problems of, and develop solutions related to, stream channel degradation in the loess soil region of western Iowa. The primary goal of the HCA is to provide financial and technical assistance for streambed stabilization, protecting bridges and other infrastructure.

Enclosed are the following documents:

- A short written narrative describing the HCA program.
- A list of accomplishments for FY2014 and projected activities for FY2015.
- A list of projects that have been approved by the HCA and are in progress, including project number (the first two digits indicates the fiscal year during which the project was approved), county, location by stream, total cost of each project, and funds obligated for the project.
- A list of small structure projects, funded with interest earned on state and county funds, including project number (the first two digits indicates the fiscal year during which the project was approved), landowner name, county, location by stream, total cost of each project, and funds obligated for the project.
- The approved HCA budget for FY2015.
- A list and graph of federal, state, and local funds given to the HCA.

Each dollar invested in an HCA project protects on average more than \$4.20 of property value and one ton of sediment. The HCA appreciates the funding received from the Environment First and General Funds and the opportunities it provides in the protection of public and private property.

We hope the governor and general assembly remain aware of the stream erosion problem that is globally unique to western Iowa and continue to place a priority on appropriating funds each year to the HCA. In order to have a chance of securing federal funds in the future, the federal government needs to see that the state of Iowa supports this program by providing matching funds.

We will be happy to provide additional information at your request.

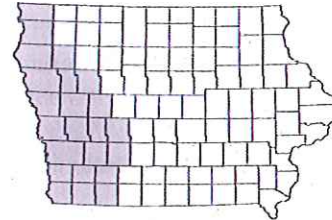
Sincerely,

John T. Thomas, Project Director
Hungry Canyons Alliance

HUNGRY CANYONS ALLIANCE

The Problem

The Hungry Canyons Alliance (HCA) was formed locally to research and implement solutions to the problem of stream channel erosion and degradation in a 23 county area of the deep loess soils region of western Iowa. Channelization of streams and land use changes during the first half of the 1900's caused stream channels to erode, causing an estimated \$1.1 billion in damages to public and private infrastructure (bridges, culverts, utility lines, etc.), loss of farmland, and increased sediment loads. A survey of western Iowa bridges in 2000 revealed that 404 were endangered due to stream channel degradation. Golden Hills RC&D in Oakland, Iowa helped to form and currently provides office space and administrative assistance to the Hungry Canyons Alliance.



23 counties eligible for Hungry Canyons Alliance cost share.




Straightened versus meandering stream.
(Walnut Creek, Pottawattamie County).

The Solution

A proven, affordable solution to this problem is to build grade control structures in streams. Grade control structures (GCS) at regular intervals help streams stabilize by changing their longitudinal profile from an erosive steep incline to a stable stair-step pattern. Streambed stabilization is the key to preventing further erosion and protecting infrastructure. GCS design is largely dependent on drainage area. Small drainage areas can often be controlled with reinforced concrete box (RCB) or corrugated metal pipe (CMP) culverts with drop inlets and/or flume outlets. Large drainage areas are often controlled with weirs constructed with steel sheet pile, driven into the streambed, with a riprap and concrete grout slope immediately downstream, a riprap stilling basin downstream of the weir slope, and riprap covered banks. Both RCB/CMP and weir designs allow the stream elevation to drop in a controlled setting, restore lost stream grade, prevent further degradation, and reduce streambed slope upstream creating a calm backwater condition where silt can settle out, decreasing sediment loads and turbidity and increasing water quality. Sediment re-deposited upstream also helps support exposed bridge pilings.

The Savings

The HCA provides state and federal money available to the 23 counties through a cost share program for grade control structures (GCS). County governments provide a minimum of 20% match for each GCS. Since 1992, the program has provided \$23.2 million in state and federal appropriations and the technical assistance needed to complete 358 GCS in 19 counties in western Iowa. Another 18 GCS are in progress. These GCS will protect an estimated \$90.5 million in property value. It is estimated that 686.5 acres of land, equivalent to 23.9 million tons of sediment, will be protected from erosion by construction of the 376 GCS. HCA grade control structures, with an average cost of \$65,400, protect approximately \$240,800 in property per GCS. **For every \$1 invested in HCA grade control structures, on average more than \$4.20 of property value and one ton of sediment are protected from streambed degradation.** During FY 2014, the HCA



Bridge endangered by exhumation of pilings.

Hungry Canyons Alliance

I. Project Overview

A. Purpose:

- Focus attention on the problems of, and develop solutions related to, stream channel degradation in the deep loess region of western Iowa.

B. Needs:

- 404 bridges susceptible to significant damage from stream degradation in 2000 (from correspondence with county engineers and Iowa DOT study).

C. Goals:

- Provide financial and technical assistance to construct grade control structures (GCS) in 19 counties in western Iowa.
- Conduct research and provide demonstration for members.

II. Progress Report (1992-2014)

A. HCA Structures as of 12-16-14:

- | | |
|---------------------|-----|
| 1. GCS approved: | 376 |
| 2. GCS completed: | 358 |
| 3. GCS in progress: | 18 |

B. HCA Costs as of 12-16-14:

- | | |
|--|---------------|
| 1. Total costs: | \$ 24,591,617 |
| 2. Total HCA cost share spent: | \$ 17,350,435 |
| 3. Total HCA cost share obligated: | \$ 1,003,004 |
| 4. Cost share per structure: | \$ 48,812 |
| 5. Counties share of total cost spent: | \$ 5,887,780 |
| 6. Counties share of total cost obligated: | \$ 350,398 |

C. HCA Benefits as of 12-16-14:

- | | |
|--------------------------------------|---------------|
| 1. Total property protected: | \$ 90,543,983 |
| 2. Property protected per structure: | \$ 240,808 |

For every \$1 invested in Hungry Canyons Alliance grade control structures (GCS), an average of more than \$4.20 of property value and more than one ton of sediment are protected.

Match for EWP Program:

Eighteen (18) western Iowa counties were declared eligible for federal disaster assistance due to severe rains in May 2007 and June 2008 which caused flooding and stream channel damage, endangering or destroying county infrastructure. The NRCS-EWP program provided cost share for new GCS and repairs to existing GCS. In order to complete as many EWP projects as possible while the money was available to western Iowa, the HCA agreed to provide 10% of the match, reducing the counties match to 15%, for any EWP projects which provided grade control or were directly associated with existing GCS projects. The state appropriated \$100,000 to the HCA for FY10 specifically for this purpose.

D. EWP Structures and Costs as of 5-1-11:

- | | |
|---------------------------------|---------------|
| 1. GCS completed: | 72 |
| 2. Total costs: | \$ 12,837,731 |
| 3. Total HCA cost share spent: | \$ 1,282,640 |
| 4. Total NRCS cost share spent: | \$ 9,504,865 |
| 5. Total counties share spent: | \$ 2,050,226 |

Hungry Canyons Alliance Small Structure projects in progress as of 12-16-14

<i>Project #</i>	<i>Name</i>	<i>County</i>	<i>Location/Notes</i>	<i>Total cost</i>	<i>HCA Cost Share</i>
13-133	John Hanigan	Crawford	Boyer R. Trib.	\$ 186,245.00	\$ 8,500.00
14-137	Danny Newell	Adair	W. Fk. Mid. Nodaway R. Trib.	\$ 100,000.00	\$ 8,500.00
14-138	Vern Henrich	Harrison	Elk Crk. Trib.	\$ 43,000.00	\$ 8,500.00
14-139	Ron Arkfeld	Shelby	Willow Crk. Trib.	\$ 30,257.00	\$ 8,500.00
14-140	Sean Smith	Fremont	Waubonsie Crk./Missouri R. Trib.	\$ 31,900.00	\$ 20,000.00
Totals				\$ 391,402.00	\$ 54,000.00

Hungry Canyons Projects in Progress as of 12-16-14

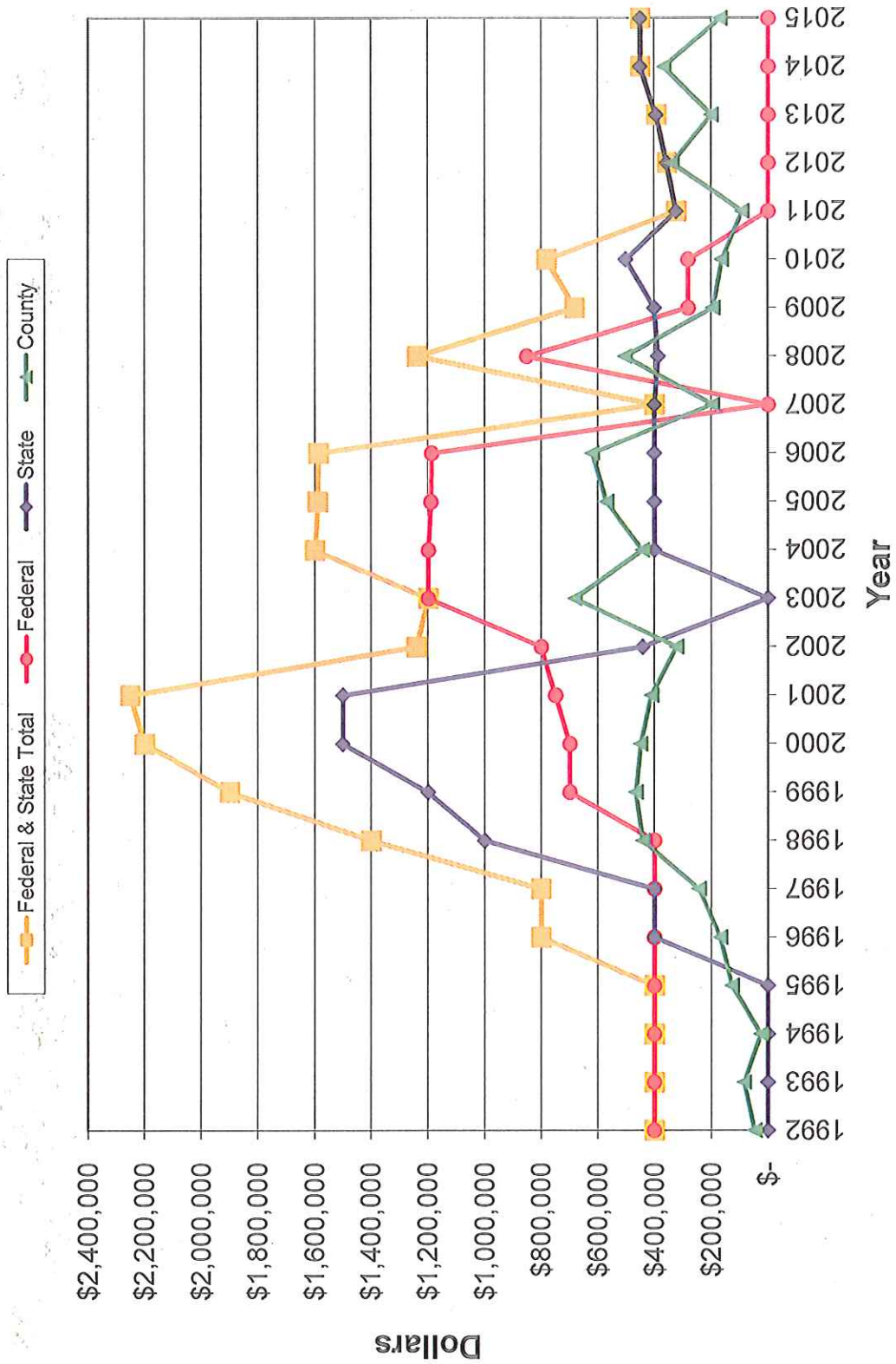
State Funds

<i>Project</i> #	<i>County</i>	<i>Stream</i>	<i>Total</i> Cost	<i>Requested</i> Share
11-1	Woodbury	Dutch Crk. Trib.	\$ 37,500.00	\$ 30,000.00
11-6	Woodbury	Reynolds Crk. Trib.	\$ 15,500.00	\$ 12,400.00
11-9	Woodbury	Elliott Crk.	\$ 13,600.00	\$ 9,000.00
11-10	Woodbury	Big Whiskey Crk.	\$ 14,800.00	\$ 8,650.00
12-1	Ida	Maple R. Trib.	\$ 120,000.00	\$ 96,000.00
12-2	Ida	Maple R. Trib.	\$ 70,000.00	\$ 56,000.00
14-1	Ida	Soldier R.	\$ 150,000.00	\$ 120,000.00
14-2	Mills	Waubonsie Crk.	\$ 192,780.00	\$ 140,000.00
14-3	Guthrie	Middle R.	\$ 120,000.00	\$ 96,000.00
14-5	Plymouth	Big Sioux R. Trib.	\$ 16,375.00	\$ 13,100.00
14-6	Plymouth	Mink Crk.	\$ 19,625.00	\$ 15,700.00
14-7	Woodbury	Miller Crk. Trib.	\$ 25,000.00	\$ 20,000.00
14-8	Ida	Maple R. Trib.	\$ 50,000.00	\$ 40,000.00
14-9	Ida	Maple R. Trib.	\$ 50,000.00	\$ 40,000.00
14-10	Fremont	W. Nishnabotna R. Trib.	\$ 210,729.00	\$ 140,000.00
14-11	Pottawattamie	W. Nishnabotna R. Trib.	\$ 16,693.00	\$ 13,354.00
14-12	Monona	Beaver Crk.	\$ 214,800.00	\$ 140,000.00
15-1	Montgomery	W. Nodaway R. Trib.	\$ 16,000.00	\$ 12,800.00
State Total			\$ 1,353,402.00	\$ 1,003,004.00

**Hungry Canyons Alliance
FY2015 Budget
July 1, 2014 to June 30, 2015**

I. Available funds	State	Interest	County	Federal
A. New appropriations	\$ 450,000			\$ -
B. Unobligated state appropriations (pre-FY2015)	\$ 558,295			
C. Unobligated interest (5/23/14)		\$ 137,637		
D. County fees reserves (5/23/14)			\$ 146,604	
E. County dues expected (5/23/14)			\$ 57,000	
Total available funds	\$ 1,008,295	\$ 137,637	\$ 203,604	\$ -
II. Expenses from state and federal appropriations				
A. NRCS administration				
1. NRCS 5% administration				\$ -
B. Available for projects				
1. HCA county structures	\$ 909,091			\$ -
C. HCA administration				
1. LHDCA administrative expenses from state appropriations (2%)	\$ 9,000			
2. GHRC&D administrative expenses (5% of previous fiscal year approp.)	\$ 22,500	\$ 2,500	\$ 10,000	
3. Staff (salary, benefits)	\$ 13,500	\$ 6,500	\$ 55,000	\$ -
D. Research and education				
1. Research, education, & development (GIS, special projects, stream table, other)	\$ 4,000			
2. Stage-discharge / crest-stage gages	\$ 1,000			
3. Knickpoint study	\$ 1,000			
4. Aerial video reconnaissance - misc.	\$ 5,000			
5. GIS to GPS, classification - UofI-IIHR	\$ 2,204			
6. Aerial video development	\$ -			
7. Road signs	\$ 1,000			
8. Stream profile surveys	\$ 10,000			
9. Experimental bored headcut basins	\$ 20,000			
10. Experimental scrap tire structures	\$ 10,000			
III. Expenses from interest fund				
A. Available for projects				
1. HCA small structures		\$ 25,500		
IV. Expenses from county fees				
A. Administration				
1. Insurance			\$ 100	
2. Supplies/equipment (computer, camera, cell phone, etc.)			\$ 3,500	
3. Postage			\$ 750	
4. Office / field assistants			\$ 500	
5. Meeting expenses & travel			\$ 2,000	
6. Conferences/training			\$ 1,500	
7. Subscriptions, books, media			\$ 150	
8. Miscellaneous (cards, awards, etc.)			\$ 100	
9. HCA shirts			\$ 500	
B. Lobbying				
1. State lobbyist			\$ 8,000	
2. Lobbying trips (DC trip, Des Moines trip)			\$ 7,000	
C. Services to counties				
1. Services (web page, maps, etc.)			\$ 400	
V. Expenses from federal administration fund				
A. Administration				
1. LHDCA administrative expenses from federal appropriations (1.5%)				\$ -
Subtotal of expenses (no county structures)	\$ 99,204	\$ 34,500	\$ 89,500	\$ -
Total Available Funds	\$ 1,008,295	\$ 34,500	\$ 89,500	\$ -

Hungry Canyons Alliance Funding





FY-2014 LOESS HILLS ALLIANCE EXECUTIVE COMMITTEE REPORT

Iowa code 161D established the Loess Hills Alliance on March 15, 1999 as a part of the Loess Hills Development and Conservation Authority. The Hungry Canyons Alliance was also authorized under this authority. Funds are directed to both non-profit organizations through the Iowa legislature. State funds are used to match and fund projects under the discretion of each organization. Statutory responsibilities include:

- To apply for, accept, and expend public and private funds for planning and implementing projects, programs, and other components of the mission of the Loess Hills Alliance subject to approval of the authority.
- To study different options for the protection and preservation of significant historic, scenic, geologic, and recreational areas of the Loess Hills including but not limited to a federal or state park, preserve, or monument designation, fee title acquisition, or restrictive easement.
- To develop and implement pilot projects for the protection of Loess Hills areas with the use of restrictive easements from willing sellers and fee title ownership from willing sellers subject to approval of the authority.

The Loess Hills Alliance strives to protect special natural and cultural resources while ensuring the economic viability and private property rights of the region through the creation of a common vision for Iowa's Loess Hills.

The Loess Hills Alliance Executive Board Ensures that the funds appropriated from state funding are used wisely. The most successful use of those funds has included partnering with other organizations such as Pheasants Forever, local NRCS offices, and Iowa Natural Heritage Foundation as well as farmers and private land owners to leverage the dollars for the best possible mutually beneficial outcome within the Loess Hills. The funds were used as follows:

- \$96,000 was allocated equally to the three standing committees – Economic Development, Protection, and Stewardship which was \$32,000 for each committee.

- \$15,000 was made available for administrative purposes such as board meetings and secretarial expenses.

In August 2012, the Loess Hills Alliance received from the Shirley Vannorsdel Estate a bequeath of \$280,739.05 that has been used for projects in Plymouth County. Plymouth County Conservation Board received \$80,000 towards equipment to protect Loess Hills acres and landowners received funding to protect approximately 183 acres. Donations such as these show genuine support of the Loess Hills Alliance from local residents.

In 2013 the Executive Committee, with a vote of the full Board of Directors, began exploring the feasibility of a National Reserve designation for the Loess Hills Region with the National Parks Service. The Executive Committee hired Michelle Walker part time to help facilitate this project with a subcommittee of volunteers.

- Beginning in January 2014 the Executive Board began hosting a series of public meetings in each county within the region to disseminate information and receive input and recommendations of the general public.
- Ultimately the Full Board voted to pursue other opportunities within the Loess Hills rather than a National Reserve Designation.
- Much information was gathered through this process and will be invaluable to the Alliance for future focus and direction of our organization.
- This information has led the Executive Board to return to a grass roots effort of support for the public and landowners within the Loess Hills.
- The Executive Board has continued and will continue to seek valuable input and direction from both the public and Full Board Members. The Loess Hills Alliance seeks to offer unique, collaborative leadership and address gaps in services to comprehensively protect the Loess Hills, which no other organization currently provides.

The Loess Hills Alliance Executive Board works continuously to ensure the work of all the Loess Hills Alliance committees falls within the parameters of our mission statement which is: *To protect the natural and cultural resources of the Loess Hills while ensuring economic viability and private property rights through the creation of a common vision for Iowa's Loess Hills.* All efforts of the Loess Hills Alliance work hand in hand with the Comprehensive Plan and Legislative Responsibilities.

Loess Hills Alliance Economic Development Committee FY 2014 Annual Report

MISSION

The Economic Development Committee worked this year to meet the goals set forth in our mission. It is our endeavor to enhance the economy of the Loess Hills region by:

- *Providing assistance and being a resource for small businesses and community attractions as decided by committee members.
- *Increasing visitor traffic at recreation facilities, events and area attractions.
- *Offering education and technical assistance to business and government agencies.

The committee consists of representatives from economic development, conservation, recreation, convention and visitors bureaus, elected officials on local and federal levels, and small businesses and tourist attractions. The committee meets quarterly at a central location.

ADVERTISING

The committee places a high priority on advertising the Loess Hills and promoting businesses and attractions. Advertising was placed in numerous publications that allow information about the Loess Hills to reach into others states as well as here in Iowa. Once again an ad was placed in the Western Iowa Tourism Region Cooperative Advertising Insert. This is distributed to 515,000 homes as a newspaper insert in MN, SD, NE, KS, MO and Iowa. There was also online advertising that accompanied the ad insert and allowed for people to go to a link and see the ad as well.

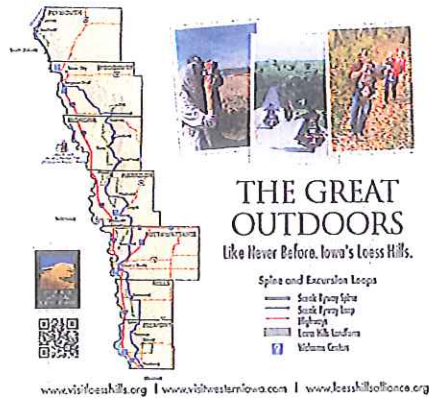
LOESS HILLS NATIONAL SCENIC AREA

Join us for exciting 2014 area events.

May 9-17	Ohio State Fair, Dayton, Ohio	June 14-21	Ames Fair, Ames, Iowa
May 17	Loess Hills National Scenic Area, Loess Hills, Iowa	July 8	Loess Hills National Scenic Area, Loess Hills, Iowa
May 25	Loess Hills National Scenic Area, Loess Hills, Iowa	July 12	Loess Hills National Scenic Area, Loess Hills, Iowa
May 26	Loess Hills National Scenic Area, Loess Hills, Iowa	July 19	Loess Hills National Scenic Area, Loess Hills, Iowa
June 1	Loess Hills National Scenic Area, Loess Hills, Iowa	Aug 1	Loess Hills National Scenic Area, Loess Hills, Iowa
June 1-23	Loess Hills National Scenic Area, Loess Hills, Iowa	Aug 12	Loess Hills National Scenic Area, Loess Hills, Iowa

THE GREAT OUTDOORS
Like Never Before. Iowa's Loess Hills.

BIKE STAY




An ad was also placed in the Iowa National Guard Post magazine. This magazine reaches 17,000 enlisted men, women and officers. We also continue to have a presence on mycountyparks.com through the Loess Hills counties that have participated with that website. Other ad placement was in:

Sioux City Visitors Guide

Our Iowa

GUIDEBOOK PRINTING

The committee worked with a number of partners and was able to have 70,000 copies of the new Loess Hills Scenic Byway Guidebook printed. They were distributed to welcome centers throughout the state and to area attractions and visitors centers as well.



FULFILLMENT


The Western Iowa Tourism Region receives and fulfills requests for information about the Loess Hills and the Alliance. For the Fiscal Year running July 2013-June 2014 fulfillment pieces mailed on behalf of the Alliance was over 1,500.


TEAR OFF MAPS

Tear off maps continue to be placed at welcome centers, hotels, etc. so that recreational maps of the area can be picked up and utilized by travelers. The tear offs are broken into Northern and Southern sections and have recreational information on the back separated by county.

BROCHURES

The brochures that feature birding, motorcycling and RVing continue to go over very well. They continue to be placed in welcome centers and area attractions and businesses. The brochures are available on the Loess Hills Alliance website.





LHA Stewardship Committee: 2014 End of Year Report

Stewardship Field Days

The Stewardship Committee held 3 well publicized field days this spring and summer to increase opportunities for the public to learn more about our mission and activities and to socialize with LHA members. Field days were held on different days of the week and at different times to reach the broadest audience possible. In total, 24 people attended.

The first field day, in May, was held at the Leon Bracker farm near Pisgah. Mr. Bracker had received funds from the America's Great Outdoors Loess Hills Initiative for invasive cedar tree removal.

The second field day was held in late June at the Gary Liebsch property near Glenwood. Mr. Liebsch has a conservation easement on over 1,000 acres and is actively restoring oak savanna, prairie, and woodlands on his property.

The third and final field day was held at the Bob and Janet Madsen property near Hornick. Bob and Janet have used several cost share programs and private dollars to remove cedar trees and have a thriving prairie currently managed with grazing and fire. The group spent a few hours inventorying and learning about native prairie plants.

Private Lands Positions

The Loess Hills Alliance continues to provide support for 3 private lands positions, in partnership with the Iowa DNR, Soil and Water Conservation Districts, National and local Pheasants Forever and the Natural Resources Conservation Service. These positions are providing outreach and technical assistance to private landowners on conservation planning and implementation.

Here are some of the accomplishments from the past year:

Randy Phelan - Plymouth/Woodbury (resigned May 2014; position is yet to be refilled)

Landowners personally contacted (Total- Site Visits and Contract work) = 89 -- Loess Hills Landowners = 30
Loess Hills Conservation Reserve Program (10 yr contracts) plans developed = 8 plans for 76.2 acres
Burn Plans = 16 plans written treating 432 acres in Loess Hills

Erin Kucera - West Pottawattamie/Harrison/Monona (started May 2014)

Landowners personally contacted = 48
Total Acres of Habitat Planned = 843 acres
Loess Hills Habitat Planned = 290 acres (Included in total acres planned)
Wildlife Habitat Management Plan (whole farm) = 1
Mailings = 80 Letters on General CRP/CRP Meetings, MCM
Press releases/news stories = 17
Participated in a Rx Burn in the Loess Hills
Presentations, etc = CRP informational meeting, 3 Iowa Habitat Access Program presentations, Harrison County Youth Hunt 925 participants), created web site for Loess Hills Pheasants Forever chapter

Laura Helmich - Fremont/Mills (resigned September 2014; position is yet to be refilled)

Landowner Contacts = 24 site visits
Mailings = 289 letters on EQIP, 156 letters on CRP
Participated in a Rx Burn in the Loess Hills
Presentations/Coordinate = Iowa Conservation Partnership Day; Women, Land, and Legacy meeting; Earth Day; Fifth Grade Field Day; Loess Hills Prairie Seminar; TNC Staff Enrichment Field Day; Trees Forever Stewards of a Beautiful Land meeting

Respectfully submitted by

Amy Crouch, LHA Stewardship Committee Chair



318 E. Iowa Avenue
Onawa, IA 51040

Phone: 712-433-4645

Fax: 712-433-4645

Please call ahead if you need to fax

E-mail: lha@longlines.com

**Loess Hills Alliance
Protection Committee Projects Report
FY 2014**

The Loess Hills Alliance and other non-profit organizations are working in the region to balance development and permanent protection. Together, these organizations partner to restore native vegetation, protect cultural resources, educate landowners and the public and minimize human impact to significant areas. We all strive to promote the unique history and characteristics of the landscape.

The Protection Committee approved the amount of \$38,000 to be offered for grants this fiscal year. Listed here are projects funded by the *Protection Committee* of the LHA from FY 2014.

2014 RFP Funded Projects

1. The Nature Conservancy: \$30,000 towards an 18.4 acre acquisition in Pottawattamie County within the Folsom Point SLA.
2. Iowa Natural Heritage Foundation: \$15,000 toward 152 acre acquisition in Monona County within the Turin SLA.

The Executive Committee contributed the additional \$7,000 to fully fund both projects.

Iowa Department of Agriculture & Land Stewardship
 Revenue Bonds Capitals II (RBC2) Report
 2014

Row Labels	ALLAMAKEE SWCD	MITCHELL SWCD	Grand Total
CHARLES LEVAN		\$ 9,448.50	\$ 9,448.50
06/26/2014		\$ 9,448.50	\$ 9,448.50
Eugene Mueller	\$ 15,421.83		\$ 15,421.83
06/27/2014	\$ 15,421.83		\$ 15,421.83
Ross Weymiller	\$ 9,122.23		\$ 9,122.23
06/27/2014	\$ 9,122.23		\$ 9,122.23
Grand Total	\$ 24,544.06	\$ 9,448.50	\$ 33,992.56

This is the final report of expenditures for our appropriation under the Revenue Bonds Capitals II (RBC2) Fund Status Report - Infrastructure Status Report

DEPARTMENT OF CORRECTIONS

**Infrastructure Status Report
Department of Corrections
FY 2014**

Project Name	Description of Project	Fiscal Year Appropriated	Appr.	Fund	Funding Sources	Appropriation	Expenditures-to-Date	Obligated Funds	% Completed	Progress of Work	Estimated Completion Date
Iowa State Penitentiary	For costs associated with the construction and procurement of furniture, fixtures and equipment for the new Iowa State Penitentiary.	FY 2009	9DA	PBF	Funded 83% by the FY 2009 Prison Bonding Fund, 3% by FY 2012 RIIIF, 11% by FY 2013 RIIIF, 1% by the Endowment for Iowa's Health Restricted Capitals Fund and 2% by FY 2014 RIIIF.	\$ 130,677,500	\$ 130,677,500	\$ -	100%	The geothermal mechanical system corrections have been completed and commissioned as of December 12, 2014. An internal test of the smoke control system occurred at the Iowa State Penitentiary in July and September 2014. The results of the test required follow-up with the State Fire Marshal Division (SFMD) and in consultation with the International Code Council (ICC) to review code compliance for occupancy. A timeframe to transition to the new Iowa State Penitentiary has not been determined. Once the code compliance is clarified, a transition plan will address the activities and schedule for operations at the new maximum-security prison.	Unknown
		FY 2012	91A	RIIF		\$ 5,155,077	\$ 5,155,077	\$ -	100%		
		FY 2013	91A	RIIF		\$ 16,269,124	\$ 13,082,887	\$ 3,186,237	80%		
		FY 2013	3AA	RC2		\$ 2,000,000	\$ 2,000,000	\$ -	100%		
		FY 2014	91A	RIIF		\$ 3,000,000	\$ -	\$ 3,000,000	0%		
					\$ 157,101,701	\$ 150,915,464	\$ 6,186,237				
ICIW Expansion	For costs associated with the remodel and procurement of furniture, fixtures and equipment for the Iowa Correctional Institution for Women.	FY 2009	9QA	RBC	Funded 44% by the FY 2009 RBC Fund, 4% by the FY 2012 RBC Fund, 14% by FY 2012 RIIIF, 13% by FY 2013 RIIIF, 15% by FY 2014 RIIIF and 10% by the FY 2014 General Fund.	\$ 47,500,000	\$ 47,500,000	\$ -	100%	Building P (Programming, Vocational Training, Education, Gym, and Library) and Building Y (Minimum Live Out- MLO) are scheduled open Fall 2015. Activities involving transition oversight may occur through December 2015.	December 2015
		FY 2012	90A	RIIF		\$ 14,761,556	\$ 14,761,556	\$ -	100%		
		FY 2012	9QA	RBC		\$ 4,430,952	\$ 4,430,952	\$ -	100%		
		FY 2013	90A	RIIF		\$ 14,170,062	\$ 14,170,062	\$ -	100%		
		FY 2013	9ZA	General		\$ 11,200,000	\$ -	\$ 11,200,000	0%		
		FY 2014	90A	RIIF		\$ 15,569,040	\$ 8,131,108	\$ 7,437,932	52%		
					\$ 107,631,610	\$ 88,993,678	\$ 18,637,932				
Project Management	For costs associated with project management, architectural and engineering to remodel the Iowa Correctional Institution for Women and to replace the Iowa State Penitentiary.	FY 2009	9BA	RIIF	Funded 13% by FY 2009 RIIIF, 15% by FY 2010 RIIIF, 3% by FY 2011 RIIIF, 19% by the FY 2011 RBC Fund, 39% by FY 2012 RIIIF, 9% by FY 2013 RIIIF and 2% by FY 2014 RIIIF.	\$ 1,000,000	\$ 1,000,000	\$ -	100%	Iowa State Penitentiary project management will continue on a minimal basis during the transition of operations. Construction under contract at Iowa Correctional Institute for Women will continue through Fall 2015 with punch list and operational transition completion by December 2015.	December 2015
		FY 2009	9CA	RIIF		\$ 500,000	\$ 500,000	\$ -	100%		
		FY 2010	9CA	RIIF		\$ 1,750,000	\$ 1,750,000	\$ -	100%		
		FY 2011	9CA	RIIF		\$ 322,500	\$ 322,500	\$ -	100%		
		FY 2011	9SA	RBC		\$ 2,200,000	\$ 2,200,000	\$ -	100%		
		FY 2012	9CA	RIIF		\$ 4,500,000	\$ 4,500,000	\$ -	100%		
		FY 2013	9CA	RIIF		\$ 1,000,000	\$ 1,000,000	\$ -	100%		
		FY 2014	9CA	RIIF		\$ 200,000	\$ 29,096	\$ 170,904	15%		
								\$ 11,472,500	\$ 11,301,596		
Waterloo CBC Expansion	For construction costs and one-time costs associated with the 45-bed expansion at the community-based correctional facility in Waterloo.	FY 2009	9LA	RBC	Funded 96% by the FY 2009 RBC Fund and 4% by the FY 2011 RBC Fund.	\$ 6,000,000	\$ 6,000,000	\$ -	100%	Completed final construction and final close-out. Project is complete.	Complete
		FY 2011	9TA	RBC		\$ 256,000	\$ 256,000	\$ -	100%		
						\$ 6,256,000	\$ 6,256,000	\$ -			
Sioux City CBC Expansion	For construction costs and one-time costs associated with the 42-bed expansion at the community-based correctional facility in Sioux City.	FY 2009	9MA	RBC	Funded 95% by the FY 2009 RBC Fund and 5% by the FY 2011 RBC Fund.	\$ 5,300,000	\$ 5,300,000	\$ -	100%	Completed final construction and final close-out. Project is complete.	Complete
		FY 2011	9TA	RBC		\$ 275,000	\$ 275,000	\$ -	100%		
						\$ 5,575,000	\$ 5,575,000	\$ -			
Davenport CBC Expansion	For construction costs and one-time costs associated with the 43-bed expansion at the community-based correctional facility in Davenport.	FY 2005	55A	RIIF	Funded 22% by FY 2005 RIIIF, 28% by the FY 2006 RBC Fund, 28% by the FY 2007 RBC Fund, 16% by the FY 2009 RBC Fund and 6% by the FY 2011 RBC Fund.	\$ 3,000,000	\$ 3,000,000	\$ -	100%	Completed final construction and final close-out. Project is complete.	Complete
		FY 2006	56A	RC2		\$ 3,750,000	\$ 3,750,000	\$ -	100%		
		FY 2007	73A	RC2		\$ 3,750,000	\$ 3,750,000	\$ -	100%		
		FY 2009	90A	RBC		\$ 2,100,000	\$ 2,100,000	\$ -	100%		
		FY 2011	9TA	RBC		\$ 815,798	\$ 757,192	\$ -	100%		
					\$ 13,415,798	\$ 13,357,192	\$ -		Remaining funds have been reverted.		

**Infrastructure Status Report
Department of Corrections
FY 2014**

Project Name	Description of Project	Fiscal Year Appropriated	Appr.	Fund	Funding Sources	Appropriation	Expenditures-to-Date	Obligated Funds	% Completed	Progress of Work	Estimated Completion Date
Ottumwa CBC Expansion	For construction costs and one-time costs associated with the 25-bed expansion at the community-based correctional facility in Ottumwa.	FY 2009 FY 2011	9PA 9TA	RBC RBC	Funded 96% by the FY 2009 Revenue Bonds Capital Fund and 4% by the FY 2011 RBC Fund.	\$ 4,100,000 \$ 172,250 \$ 4,272,250	\$ 4,100,000 \$ 172,250 \$ 4,272,250	\$ - \$ - \$ -	100% 100%	Completed final construction and final close-out. Project is complete.	Complete
Communication	For costs associated with replacing the DOC radio system to comply with Federal narrow banding regulations and for achieving interoperability.	FY 2013	30A	TRF	Funded entirely by FY 2013 TRF.	\$ 3,500,000	\$ 668,754	\$ 2,831,246	19%	Implementation and close out of project in progress. Estimated completion date of DOC radio communication build-out, excluding Fort Madison due to delays in new maximum-security facility opening, Spring 2015. All other communications tied to DOC tower infrastructures were let through DAS procured "RFP013005265 Statewide 700 MHz P25 LMR Network Infrastructure and Subscriber Units.	DOC Build-out Spring 2015 DOC tower infrastructures tied to RFP1013005265 Statewide 700 MHz P25 LMR Network Infrastructure and Subscriber Units, Unknown

DEPARTMENT OF CULTURAL AFFAIRS

Iowa Department of Cultural Affairs
 Agency 259
 Agency Cultural Affairs
 Budget Unit 2590IM5001
 State Historical Building Renovation - RIIF
 Funding Updates
 January 15, 2015

IOWA DEPARTMENT OF CULTURAL AFFAIRS

STATE HISTORICAL BUILDING

Agency	Agency_Name	Budget_Unit	Budget_Unit_Long _Name	2012 to DAS (Agency 335)	2013 to DCA	2014 to DCA
259	Cultural Affairs, Dept. of	2590IM50017	State Historical Building Renovation - RIIF	\$ 150,000	\$1,450,000	\$1,000,000

FY 2012- RIIF

\$1.2 Million appropriated to DAS (agency 335) for the purpose of State Historical Building Exterior Repairs & Improvements

Update: The initial planning by DAS and Keffer Overton for exterior repairs & improvements included estimates for repairing the granite at the perimeter of the building's base where panels were detaching or have loosened due to weather, normal wear and tear or have been damaged by force (car running into building). DAS and Keffer Overton developed three options to repair and reinforce the granite at the base of the building. The plan is to complete the first level of repair covering the most severely damaged granite and concrete, and areas that presented a public safety concern. DAS and Ryan Companies oversaw the exterior work, of which the majority was completed in 2013 and the remaining amounts will be completed in spring of 2014. The exterior work is expected to cost just over \$900,000.

In addition, the DCA initiated Program & Planning, and working with DAS, DCA contracted with museum expert planners Lord Cultural Resources. Lord Cultural Resources compiled a Building Needs Assessment Study & Facility Strategy which provided recommendations and cost estimations (prepared by the combined team of Lord Cultural Resources, DCA, DAS and Ryan Construction) for three options for the State Historical Building: first, to only complete the deferred maintenance, second, to undergo a partial renovation, and third, to demolish and rebuild on the same site. After DCA presented the options to the Governor and the Legislature, the partial renovation of the existing building was determined to be the best option. The team was asked to move ahead by more fully developing a high level project timeline and cash flow for the partial renovation option.

In 2014, DCA and DAS continued to work with Lord Cultural Resources with Ryan Construction on Master Planning and existing building studies. Further, Shive-Hattery performed a building condition review of the State Historical Building to assist in evaluating the overall condition of the facility as it relates to structural, architectural, mechanical and electrical systems. The building study evaluated the building and building systems, noted deficiencies, recommended improvements and the estimated costs of these improvements, exclusive of engineering design or construction management fees.

Balance: \$1,160,706 has been expended. The balance is \$39,294 and will be used for additional building planning work.

FY2013 - RIIF

\$1.45 Million appropriated to DCA (agency 259) for planning, design, construction and renovation of the State Historical Building.

Update: DAS and DCA worked in partnership with Ryan Companies to contract with Slingshot Architecture to develop plans for minor improvements to the State Historical Building Atrium space. The Museum Atrium space had significant water damage from leaking skylights and outdated drainage systems, and as a result, damaged exhibits, floors and infrastructure. Long overdue improvements were made to a portion of the damaged, buckling floor, some lighting and electrical wiring was updated, some exhibits were removed, and damaged walls were repaired and painted to improve the aesthetic of the space and making it more welcoming to the public. The DCA made additional improvements to the auditorium, enhanced the exhibit entrances to better introduce Museum visitors to the exhibition galleries, improved navigational signage and created a destination for customer service with a new visitor desk.

The team will continue to identify improvements that will create easy-to-navigate spaces, identify efficiencies to better serve the public, solve collections management (climate and storage) issues, positively impact the visitor experience for the next 3-5 years, and support the overall renovation plans.

In 2014, DCA fully engaged in comprehensive Master Planning utilizing the expertise of Lord Cultural Resources. Master Planning is being completed in phases in 2014 that include Research & Community Engagement, Visitor Experience & Exhibition Strategy, Institutional & Business Planning, Architectural & Capital Planning, Fundraising and External Community Engagement. A key piece of the Master Planning was the statewide Community Engagement whereas Iowans had the opportunity to share their ideas and priorities in a meaningful discussion.

Balance: Of the \$1.45M appropriated to DCA for planning, design, construction and renovation of the State Historical Building in FY13, \$782,782 has been expended and encumbered; \$667,218 remains and will be used for additional planning, design, construction and renovation.

FY 2014 - RIIF

\$1 Million appropriated to DCA (agency 259) for planning, design, construction and renovation of the State Historical Building.

Balance: Of the \$1 Million appropriated to DCA for planning, design, construction and renovation of the State Historical Building for FY14, \$692,416 has been expended and encumbered for master planning; \$307,584 remains and will be used for additional planning, design, construction and renovation.

Iowa Department of Cultural Affairs
Agency 259
Agency Cultural Affairs
Budget Unit 2590I470943
Pass Through Funding to Grout Museum District – RIIF/TRF
Funding Updates
January 15, 2015

Agency	Agency_Name	Budget_Unit	Budget_Unit_Long _Name	2013 Actual	2014 Actual	2015 Actual
259	Cultural Affairs, Dept. of	2590I470943	Grout Museum District Oral History Exhibit - TRF	\$ 150,000	\$ 129,450	\$ 500,000

FY 2013 - RIIF

\$150,000 appropriated to the Grout Museum District for the Today's Hero's: Iraq and Afghanistan Veterans Oral History project:

Update: The \$150,000 appropriated to the Grout Museum District is phase one of a two phase project. Camera, video editing station and data storage for veteran interviews, at a cost of \$36,489, was completed in January of 2013. Once the camera was acquired and tested, staff publicized and launched a statewide interviewing campaign in each quadrant of the state. This campaign was to cover 12 months. During that time the interview videos were cataloged and added to the permanent video archives. In phase one the infrastructure upgraded, at a cost of \$43,511 and was completed in March 2013. In June 2014 work began with Applied Art & Technology to develop the permanent exhibition installation. This project is an interactive exhibit in the Current Conflict area of the Sullivan Brothers Iowa Veterans Museum. This exhibit features each of the Iowans killed in action in Afghanistan and Iraq, as well as interview excerpts with surviving vets who participated in each of these theatres. In phase one \$70,000 was spent on this exhibit. Funds allocated in phase two of this project will be used to continue the interviewing and storage process, as well as to develop and build the Current Conflict exhibit.

Balance: To date of the \$150,000 appropriated for FY13, \$150,000 has been expended.

FY2014- RIIF

\$129,450 appropriated to the Grout Museum District for the Today's Hero's: Iraq and Afghanistan Veterans Oral History project:

Update: The \$129,450 appropriated to the Grout Museum District is phase two of a two phase project. Additional video editing/data storage equipment was purchased at a cost of \$3,288 to help aid staff members to continue conducting interviews and add the interviews to the video archives. The equipment was purchased in June 2014. Design of the project evolved and the early estimates were not sufficient to complete the installation. To that end, funds from phase two of this project were shifted from a travelling kiosk to finalizing the permanent installation in the Current Conflict area of the Sullivan Brothers Iowa Veterans Museum. Sharing the stories State wide and beyond will be accomplished through upgrades in infrastructure that will allow access to the Today's Heroes stories through the Museum's website. The website was completed in August 2014 at a cost of \$76,127. The permanent exhibit for the Current Conflict area cost an additional \$50,035 to complete the installation. The exhibition opened in November 2014.

Balance: Of the \$129,450 appropriated for FY14, \$129,450 has been expended.

FY 2015 – TRF

\$500,000 appropriated to the Grout Museum District for the Faces to Go With Names: Iowa's Vietnam Veterans:

Update: The \$500,000 appropriated to the Grout Museum District is for a permanent exhibit in the Sullivan Brothers Iowa Veterans Museum honoring the service and sacrifice of Iowans who died or who were listed as POW/MIA, in Southeast Asia. The exhibit is based on the work of Vietnam veteran Tom Brickman and his daughter Shari Kirkpatrick who have collected photos of all but three Iowans who died while serving during the Vietnam War. Initial work will include organizing and archiving photos provided by Brickman and the Vietnam Veterans Memorial Fund to develop a searchable database. Grout staff will conduct research to increase the range of material available about Iowa's fallen Vietnam soldiers. Vietnam veterans, widows and others will be interviewed. Grout staff will also research and develop interpretive material about the Huey helicopter, an icon of the war in Vietnam. To date, \$65,000 has been expended for research. The research and interviews will become video archives for the permanent exhibit. Thirty-second video clips of each interview will be available on the Grout's website. The development on of the permanent exhibit is currently in progress. Vendors have been interviewed and proposals are due back on February 13, 2015. Final selection is slated for mid to late March of 2015. Target opening of the exhibit is estimated for July 2016. The remaining \$435,000 will be used to create and install the permanent addition(s) to the Vietnam portion of the Sullivan Brothers Iowa Veterans Museum and to update the technology infrastructure.

Balance: Of the \$500,000 appropriated for FY15, \$65,000 has been expended and encumbered; \$435,000 remains.

DEPARTMENT OF EDUCATION

Description of Project – ICN Part III Leases and Maintenance

When the ICN Part III legislation was passed, the General Assembly wanted the Part III circuits to be leased from local companies and not owned by the state. The approximately 53 K-12 schools that are Part II sites had state-owned circuits which meant there were no lease costs involved for these sites. To avoid creating an equity issue, the General Assembly determined that the 428 Part III sites should not have to pay for annual lease costs either. To address this issue, they appropriated \$2,727,000 to the Department of Education to support these costs.

The actual annual lease costs of the Part III circuits exceeds the \$2,727,000 appropriation to the Department of Education, but the Department uses these funds as a match to qualify the state for Federal Communications Commission USF E-rate funds, which help to pay the remaining cost of the Part III circuit leases.

With the \$2,727,000 Part III appropriation, the state realizes revenues from the E-Rate fund which would not be possible without the “match” it creates. Additionally, the state does not have to find other resources to pay the lease costs to local companies.

Progress on Work

The Department of Education annually bids the process of leasing, billing and maintenance each year. The Iowa Communications Network has been the contract awardee.

Total Estimated Cost of the Project

Ongoing annual expenses and data related to Part III circuits and maintenance are as follows:

FY 2009 - \$3,196,748 reflecting service to 346 K-12 schools and 45 public libraries

FY 2010 - \$3,213,625 reflecting service to 384 K-12 schools and 50 public libraries

FY 2011 - \$3,264,065 reflecting service to 410 K-12 schools and 45 public libraries

FY 2012 - \$3,308,250 reflecting service to 408 K-12 schools and 45 public libraries

FY 2013 - \$3,356,807 reflecting service to 404 K-12 schools and 44 public libraries

FY 2014 - \$3,350,000 reflecting service to 404 K-12 schools and 44 public libraries

FY 2015 - \$3,328,208 reflecting service to 438 K-12 schools and 44 public libraries

List of all revenue sources used

Appropriation - \$2,727,000

E-rate funds

Amount of Funds Expended

All appropriation funds were expended in each fiscal year of the appropriation.

Amount of Funds Obligated

The entire amount of funding is obligated through an RFP process each year.

Date of Project Completion or Estimated Completion

The Part III sites are in place. This funding provides for ongoing costs related to leases with private local companies and maintenance.

Description of Project – Statewide Student Data Warehouse

The Department of Education (DE) uses Rebuild Iowa Infrastructure Fund funding to support critical components of Iowa's Statewide Longitudinal Data System (SLDS). The DE has deployed a SLDS to provide service to Iowa school districts and additionally assists in meeting state and federal mandates. The United States Department of Education requires Iowa to build and maintain a SLDS.

Specifically, the DE implemented EdInsight, a statewide reporting platform which provides important information to Iowa education stakeholders. EdInsight is designed to improve education in Iowa, empower educators with access to data for trends and comparisons. Further, EdInsight provides access to a series of education metrics which can assist in answering key questions like "what is working" and "how do I compare to other schools and districts." EdInsight provides comparisons and feedback to school districts, such as state-wide testing information from the 2004-2005 school year to present.

Currently, the DE has loaded ten years of longitudinal data in order to gauge impact and assess outcomes across multiple years. Education stakeholders are able to examine student achievement data which spans an entire decade of results. There are also additional data sets which provide a robust set of information for analytical investigation. This includes information such as curriculum data, dropout and graduation rates, equity, staffing as a few examples. This platform is used to provide information for the school improvement and accreditation process which occurs across Iowa annually. No other system in Iowa provides this comprehensive information. And it does it in a way that saves time for school districts and Area Education Agencies (AEAs).

"EdInsight will save literally hundreds of hours cumulatively for our AEA over the course of the year. Time spent building and distributing reports can now be used for analysis and action." – Jon McKenzie, Director of Assessment AEA 267

"Right now Equity visits take at least a full week to collect and prepare data on students, staffing and curriculum. Having a report ready in EdInsight allows us to focus on analysis and next steps rather than preparation." – Lynne Devaney, Associate Superintendent Dubuque School District

To date, thousands of stakeholders including AEA consultants, district superintendents, building principals, curriculum directors, school improvement leaders and others have been trained and currently have access to use EdInsight. Approximately 5,000 reports a month are run for data-based decision making.

The investment the state has made in funding this project has allowed the DE to build on this foundation and expand and attract new federal grant opportunities.

The expansion projects will allow Iowa DE to build the bridge and begin data sharing across the K-12, Iowa Post-Secondary and Workforce domains. This will result in a series of high school feedback reports which will evaluate longitudinal educational outcomes across sectors. For example, the high school college enrollment report provides a breakdown of college enrollment rates by high school and subgroup. Data matched across these sectors is de-identified and kept securely to ensure privacy is maintained.

The DE also uses the RIIF funding to support the Iowa Transcript Center (ITC). ITC is a K-12 Student Record and Transcript Exchange System. ITC facilitates the flow of student transcript data between Iowa high schools and postsecondary institutions. In addition, this initiative includes a permanent electronic transcript repository which will provide a central location for all final high school transcripts and will provide a service to Iowa citizens, school districts, and postsecondary institutions as well as assist the DE in meeting state and federal reporting requirements.

It is very clear that the postsecondary community needs a standardized transcript format. The ability to move transcripts electronically is available to all public school districts through the developed application. Ease of use will benefit school registrars and standardized transcripts will benefit postsecondary registrars, especially with such additional requirements as calculating the Regents Admission Index (RAI).

Progress on Work

The system is in place and operational. The DE continues to work with districts and AEAs on local implementation and training. The DE is also working to expand the reporting information that is available. The cost of annual operation of the system, including all ongoing licensing and fees is over \$1 million. This obligation will be covered by the \$600,000 in RIIF funds and supplemented with federal grant funds.

Total Estimated Cost of Project

Ongoing annual expenses related to this project exceed the RIIF funding allocation. All expenses are for licensing and fees. Federal grant funds currently supplement the state investment.

List of all Revenue Sources Used

RIIF – \$600,000
Federal Grants

Amount of Funds Expended

For fiscal year 2015, funds have been fully obligated. By the end of the fiscal year, this fund will be zeroed out. The majority of these costs go to pay maintenance agreements to continue to operate the software for the different components of the project.

Amount of Funds Obligated

The entire amount is obligated for ongoing expenses related to the implementation of this system.

Date of Project Completion or Estimated Completion

The system is operational. The DE continues to work on rollout, training and expansion. This funding covers ongoing maintenance and annual costs.

DEPARTMENT OF HUMAN RIGHTS

Infrastructure Report (2015)

CJIS Status Report

December 30, 2014

Project Name and Description – The goal of the project is to enter criminal justice data once, and then share the data automatically with other criminal justice agencies.

Criminal Justice Information System (CJIS) Integration Project – Using a centralized computer system that meets or exceeds all federal and state security requirements, this initiative continues to develop a seamless, real-time, electronic information sharing “system of systems” for members of the criminal justice community in Iowa. Historically, criminal justice information systems have been developed in isolation, resulting in independent systems that may share many common data concepts without being able to effectively communicate. Iowa’s CJIS Program was born out of the need for these systems to share information and work product in a timely, secure, accurate, and comprehensive manner. As criminal justice information sharing is a high priority of federal law enforcement agencies, the CJIS system has adopted national standards that effectuate its design to enable the timely, efficient, and automated sharing of information within and between criminal justice entities at the state, local, and national levels. Sharing is accomplished without sacrificing the independence of criminal justice entities and without forcing them to incur costly upgrades to their distinct technological architectures.

Iowa’s CJIS system has received national awards for excellence and is a national leader in criminal justice information sharing.

Progress of Work –

A significant amount of progress has been made on this project since its development began in 2007, and specifically during the last year. The electronic exchange of real-time justice information is in process in more than 150 jurisdictions around the state (detailed information provided below). The CJIS Program Office, pursuant to CJIS Advisory Committee directives, has plans to continue expansion of current information exchanges to local jurisdictions and to implement new information exchanges during the current fiscal year. CJIS-brokered information is now a part of the daily business process and workflow of the statewide court system and state and local criminal justice agencies and offices. On average, it takes approximately three seconds to perform a round trip, electronic transmission of CJIS information for any given information exchange.

Examples of the benefits that accrue to the public and to agencies participating in CJIS exchanges include:

- As soon as a judge approves a protective order, the information is transmitted to the Iowa On-line Warrants and Articles (IOWA) System. That information is now available to law enforcement responders anywhere from 12 to 36 hours sooner than it was with paper transmission. Since the first 24 hours following a domestic incident are the most dangerous, immediate information helps officers protect victims from further violence.
- When the DOC documents a change in the address of a sex offender, that information is electronically sent to the Division of Criminal Investigation (DCI) which allows for faster and more accurate updating of the State's sex offender registry and website. As a result, the public is made safer by the publishing of more timely information, and law enforcement officers save time in documenting and verifying addresses of sex offenders.
- Police state-wide as well as law enforcement agencies across the nation are routinely and instantly provided correctional related information upon request, including photographs of suspects. As a result, the personal safety of officers and the public is enhanced. This exchange is used by law enforcement over eighteen thousand times per day.
- In seventy-four Iowa counties, law enforcement officers are able to spend less time on paperwork and more time on investigations and patrol by preparing electronic complaints. These complaints are electronically delivered to the Court Clerk and, in a growing number of counties, the County Attorney. When delivered, the complaint information is automatically populated in the Court and County Attorney databases. This exchange assists the Electronic Data Management System (EDMS) that the Judicial Branch is expanding to all Iowa counties.
- The Iowa Secretary of State's database of persons in Iowa convicted of a felony is now electronically updated at the time a felony judgment is entered by any court in the State. Prior to this exchange, the Secretary of State's office re-entered this information from paper reports periodically sent by each clerk. This exchange increases the accuracy of the Secretary's records and increases the integrity of Iowa's voting system.
- The Office of Driver Services is now receiving electronic conviction and suspension information from the Judicial Branch, increasing the DOT's efficiency in handling convictions and suspensions of driver licenses.

The benefits of CJIS also include the elimination of information errors and redundant data entry, allowing for improved and more immediate decision-making, operational efficiency, and an enhanced ability to evaluate the effectiveness and cost-effectiveness of local, as well as state-wide, justice related programs and laws. The CJIS Project collaborates with several criminal justice information system initiatives throughout the State of Iowa:

- Appriss (VINE system which provides notices to victims and others)
- The Traffic and Criminal Software (TraCS) system, which is administered by the Iowa Department of Transportation (IDOT) and used by 128 law enforcement agencies including the Iowa State Patrol and IDOT Motor Vehicle Enforcement.

- The Iowa Online Warrants and Articles (IOWA) System, which is administered by the Department of Public Safety and is accessed by all of law enforcement and numerous criminal justice agencies in the state.
- The Department of Corrections (DOC), Iowa Corrections Offender Network (ICON).
- The Iowa Court Information System (ICIS), which is the case management system used by all judges and court clerks, and the companion Electronic Document Management System (EDMS), which the Judicial Branch is currently implementing on a county-by-county basis.
- The County Attorneys' ProLaw Case Management System
- The County Attorneys' Judicial/Dialog Case Management System
- Intergraph, the Records Management System (RMS) vendor for Des Moines PD and Cedar Rapids PD. These agencies host RMS services for Polk and Linn County Sheriffs, respectively, as well as several of the suburban agencies
- ShieldWare, the RMS vendor for Waterloo PD, Black Hawk County Sheriff, and approximately 40 smaller jurisdictions
- Sypherlink, a law enforcement integration services provider working in Ames, Story County, and with the Iowa State University police agency.

Currently, the CJIS Program Office has a number of exchanges in various stages of implementation. A fully implemented exchange means that: 1) the exchange is “in production” as the CJIS centralized computer system has been fully programmed to automatically receive and automatically transmit the information to be exchanged; and 2) that all possible state, local (and in some cases, federal) agencies are actively sharing the information through the CJIS system. Where exchanges are “in production” but not rolled out to all eligible systems or agencies (e.g., all County Attorneys' systems, or all law enforcement agencies using the TraCS software), CJIS continues to implement (roll out) whenever individual agencies have completed necessary programming on their computer systems.

Here is the status of each CJIS exchange:

Exchanges in Production: 100% implemented

- **Adult Data Warehouse.** The ICIS system sends information on all case filings and dispositions in adult criminal court to the Iowa Adult Data Warehouse (ADW) within the Division of Criminal and Juvenile Justice Planning (CJJP).
- **Juvenile Data Warehouse.** Exchanges juvenile case petitions and adjudications from ICIS to the Iowa Juvenile Data Warehouse (JDW).
- **Protective Order.** Exchanges information relating to the issuance of protective orders from the Judicial Branch to the Department of Public Safety (DPS) and to local law enforcement through the IOWA System.
- **Protective Order Served.** The Protective Order Served exchange sends information from the courts or DPS to the VINE system (Victim Information and Notification

Everyday). When a protective order is served, either in court or by law enforcement, the information is sent to VINE, enabling victims to have immediate access to that information.

- **Order for Pre-Sentence Investigation.** The Order for Pre-Sentence Investigation Exchange, which is the order issued by the Judicial Branch to the DOC requesting the completion of a pre-sentence investigation (PSI), has been implemented in all judicial districts. This exchange may be expanded to also provide a copy of the Order to the relevant County Attorney's system.
- **Pre-Sentence Investigation Report.** The completed PSI report is transmitted from DOC's ICON system to the Court's ICIS system.
- **ICIS to NICS.** Following the 2007 fatal shootings at Virginia Tech by an assailant who had a history of mental health orders, Congress expanded the National Instant Check System (NICS). This exchange automatically populates the NICS database maintained by the FBI with mental-health-related court orders, and judgments of Not Guilty by Reason of Insanity.
- **OWI Disposition.** This exchange sends information from the Courts to the Department of Transportation. When a defendant is found guilty of an OWI offense the disposition is sent to the DOT's driver license system. Automatic updates at DOT ensure that the appropriate actions relating to driving privileges are enforced immediately.
- **Sex Offender Address Updates (DOC to DCI).** A change in the documented address of sex offender triggers an exchange to update the DPS-Division of Criminal Investigation's (DCI's) Sex Offender Registry (www.iowasexoffender.com), keeping this important public resource on sex offender tracking as current as possible.
- **Sex Offender Address Updates (DCI to DOC).** When sex offenders' addresses or other important information are updated on the sex offender registry by the DCI (information usually obtained from local Sheriffs), the information is pushed to the Department of Corrections. The DOC is then better able to supervise sex offenders, which may result in quicker probation/parole revocations of sex offenders who violate supervision terms.
- **DPS-ICON.** Query from DPS to DOC for offender information, including photo identification. Officers are able to query DOC through the IOWA system to access data on any person who has been incarcerated or is under community supervision. This capability has been extended to Nlets, the International Justice and Public Safety Network, providing information to investigators in other states, further leveraging Iowa's investigative resources.
- **Court Disposition & Payments (Court to Polk Co. Sheriff).** Dramatically increases collections from convicted criminals by sending of disposition and collection information from the Polk County Court to the Polk County Sheriff's Office. This has improved the collection rates for administrative fees due to the Polk County Sheriff's Office.

- **Felony Convictions to the Secretary of State’s Office.** The ICIS system pushes information to the Secretary of State’s Office for each defendant newly convicted of a felony. This data transfer replaces a monthly paper report, saving data-entry time for Secretary of State’s staff.
- **Convictions and Suspensions to the DOT.** The ICIS system pushes driving related conviction and suspension information to the DOT’s Office of Driver’s Services. This data transfer replaces a periodic paper report and allows the DOT to better automate suspension and revocation related notices.

Exchanges in Production/Exchanges less than 100% Implemented

- **EDMS Integration Exchanges.** These exchanges interoperate with the courts’ new Electronic Document Management System (EDMS) initiative. This “bundle” of exchanges allows law enforcement and prosecutors to interact with EDMS directly through their own data systems – TraCS, ProLaw, Judicial/Dialog and other case management or records management systems (RMS or CMS). These exchanges are in production to some extent in seventy-four of Iowa’s 99 counties, as part of the Judicial Branch’s EDMS roll-out.
 - **Complaint.** Automates delivery of the Complaint and Affidavit from law enforcement via Iowa’s Traffic and Criminal Software (TraCS) system, to the Courts’ ICIS system for review and further processing. Third-party law enforcement records management system (RMS) products are also programmed to file complaints through this standards-based exchange.
 - Iowa State Patrol and DOT’s Division of Motor Vehicle Enforcement are able to use the Complaint form statewide, filing electronically in the 74 counties that are part of the EDMS system, and printing and filing the standardized form as paper in the remaining counties. Electronic-filing capability will be statewide by June 30, 2015.
 - Seventy (70) local agencies (Sheriff’s Office and local Police Departments) are now able to electronically file complaints. There are currently a total of 147 local agencies that could use the Complaint form. Roll-out to the remaining 77 is expected in calendar year 2015.
 - Additionally, two County Attorneys, those in Polk and Linn Counties, regularly file Complaints directly with the courts.
 - **Court Notice.** This exchange returns court case information upon filing of a complaint or trial information, enabling more up-to-date case tracking in RMSs and CMSs. Thirteen county attorneys are currently able to receive this information directly from the Courts. Roll-out to at least another 40 counties is projected to be accomplished in calendar 2015.

- **Electronic Citations (ECCO).** The ECCO exchange automatically transmits traffic citations from law enforcement agencies to the clerks of court. To date, it has been implemented by 128 agencies (compared to 69 at the end of 2013), including:

City / University Agencies (75)

Algona Police Department	Mar-Mac Police Department
Altoona Police Department	Marshalltown Police Department
Ames Police Department	Mason City Police Department
Anamosa Police Department	Mount Pleasant Police Dept
Ankeny Police Department	Mount Vernon Police Department
Asbury Police Department	Muscatine Police Department
Atlantic Police Department	Newton Police Department
Bettendorf Police Department	North Liberty Police Dept
Boone Police Department	Norwalk Police Department
Burlington Police Department	Ogden Police Department
Cedar Falls Police Department	Osceola Police Department
Cedar Rapids Police Department	Oskaloosa Police Department
Cherokee Police Department	Perry Police Department
Clinton Police Department	Pleasant Hill Police Dept
Clive Police Department	Polk City Police Department
Coralville Police Department	Prairie City Police Department
Corydon Police Department	Sac City Police Department
Council Bluffs Police Dept	Sergeant Bluff Police Dept
Creston Police Department	Seymour Police Department
Davenport Police Department	Sidney Police Department
Des Moines Police Department	Sioux Center Police Department
Dubuque Police Department	Sioux City Police Department
Dyersville Police Department	Sioux Rapids Police Department
Estherville Police Department	Spirit Lake Police Department
Evansdale Police Department	Storm Lake Police Department
Fort Dodge Police Department	University Heights Police Dept
Glenwood Police Department	Urbandale Police Department
Grinnell Police Department	Washington Police Department
Hiawatha Police Department	Waterloo Police Department
Hudson Police Department	Waukee Police Department
Independence Police Department	Waverly Police Department
Indianola Police Department	West Branch Police Department
Iowa City Police Department	West Burlington Police Dept
Jefferson Police Department	West Des Moines Police Dept
Johnston Police Department	Windsor Heights Police Dept
Le Mars Police Department	Iowa State University Police
Manchester Police Department	Univ. of Iowa Public Safety
Marion Police Department	

County Sheriffs (48)

Benton County Sheriff's Office
Black Hawk Cnty Sheriff's Off
Boone County Sheriff's Office
Bremer County Sheriff's Office
Buena Vista County Sheriff's Off
Carroll County Sheriff's Off
Cass County Sheriff's Office
Cedar County Sheriff's Office
Cerro Gordo Cnty Sheriff's Off
Cherokee County Sheriff's Off
Clarke County Sheriff's Office
Clayton County Sheriff's Off
Clinton County Sheriff's Off
Dallas County Sheriff's Office
Delaware County Sheriff's Off
Des Moines County Sheriff's Off
Dubuque County Sheriff's Off
Emmet County Sheriff's Office
Franklin County Sheriff's Off
Greene County Sheriff's Office
Grundy County Sheriff's Office
Guthrie County Sheriff's Off
Harrison County Sheriff's Off
Iowa County Sheriff's Office

Jasper County Sheriff's Office
Johnson County Sheriff's Off
Linn County Sheriff's Office
Marion County Sheriff's Office
Marshall County Sheriff's Off
Mills County Sheriff's Office
Monona County Sheriff's Office
O'Brien County Sheriff's Off
Plymouth County Sheriff's Off
Polk County Sheriff's Office
Pottawattamie County Sheriff Off
Poweshiek County Sheriff's Off
Sac County Sheriff's Office
Scott County Sheriff's Office
Sioux County Sheriff's Office
Story County Sheriff's Office
Union County Sheriff's Office
Warren County Sheriff's Office
Washington County Sheriff's Off
Wayne County Sheriff's Office
Webster County Sheriff's Off
Woodbury County Sheriff's Off
Wright County Sheriff's Office

State Agencies (5)

Motor Vehicle Enforcement
Bureau of Investigation & Identity Protection - DOT
DNR
DNR Parks Bureau
Iowa State Patrol

Currently, the CJIS network is transmitting approximately 6,000 citations per week. This represents over 65 percent of all traffic citations written in Iowa. The goal of the CJIS Program Office and the TraCS program is to roll out the ECCO exchange to additional agencies that, together with the existing agencies, comprise 80 percent of the citations written in the State.

This exchange saves a significant amount of time for both law enforcement and the clerks of court. The estimated 300,000 tickets created annually in this manner do not need to be hand written by law enforcement or hand entered into the ICIS system by the clerks of court, allowing for more efficient and accurate transfer of information.

- **Victim Information Transfer.** Upon conviction, victim contact information is transferred to the DOC to enable notifications via Offender Release and the VINE network. This has been implemented in the DOC and 36 county attorneys' offices.
- **Offender Release.** The Offender Release Exchange, which provides offender release information to county attorneys so that they can uphold their statutory obligation to provide notice to victims about the offender's release, has been implemented in the DOC and 36 county attorneys' offices.
- **OWI Implied Consent Exchange (MOWI).** The OWI Implied Consent Exchange, which provides the required consent information from the alleged offender, transmitting that information between local law enforcement and county attorneys, has been implemented in seven jurisdictions. The Judicial Branch will be added as a receiver of this information once its EDMS is implemented.
- **OWI Report.** The OWI Report Exchange, which provides detailed information related to an OWI offense between local law enforcement and county attorneys, has been implemented in seven jurisdictions. The Judicial Branch will be added as a receiver of the information once its EDMS is implemented.
- **Registered Victim Notification.** The Registered Victim Notification exchange sends information from county attorneys to the Attorney General. This supports the Attorney General's responsibility of notifying victims when defendants file appeals to their criminal case. This exchange has been deployed in Linn County.
- **Hearing Order.** The Hearing Order exchange sends information regarding hearings from the Court to the County Attorney's office. The Hearing Order Exchange has been implemented and is in production in 46 counties. Expansion to other counties is occurring rapidly.
- **Arrest Warrant.** The Arrest Warrant exchange sends warrant information from the Court to the IOWA system. Upon verification by the law enforcement agency responsible for final processing of the warrant (usually the Sheriff's Department in the county of issue), the warrant is accessible by every law enforcement agency throughout the state. Development of the Arrest Warrant Exchange has been completed. Piloting of the full "suite" of warrant exchanges, including Warrant Clear and Warrant Cancel, will resume in 2015-16, following resolution of remaining business and technical issues to ensure accurate cancellations of warrants.
- **Statewide Charge Code Table.** The Statewide Charge Code Table exchange sends information from a centralized charge table to the Judicial Branch, DPS, DOC, DOT, County Attorneys, and local law enforcement. Traditionally, each of these recipients had maintained its own version of a table listing all Iowa criminal statutes and municipal ordinances in various level of detail. This exchange ensures that all of the participating agencies are using the same information and that charge information remains current and consistent. Efficiencies should be realized by local law enforcement agencies, county

attorneys, and the Judicial Branch, when all are utilizing the identical, up-to-date list of chargeable offenses. The table is also available through a web portal for use by the public, academics and other government agencies.

Exchanges in Development (Exchanges not yet in Production):

- **ICON/CCH Offender Movement.** Automates transmission of offender custody statuses from DOC to the DCI IDENT section. Custody statuses are descriptions of the subject's movements through DOC's ICON system such as: "County Jail Hold", "Probation Discharge", "Escape Warrant Requested", etc. Deployment has been delayed to 2015-16 due to resource and scheduling constraints for both agencies.
- **Disposition Tracking Number (Green Sheet).** This project will create a CJIS exchange that will be triggered by the creation of a new DTN (disposition tracking number) on Iowa DPS' CCH (computerized criminal history) system. That trigger will send a message to the CJIS ESB (enterprise service bus). This message will be made available to any Iowa justice endpoint system that is involved in the current, paper-based process of transmitting the DTN as the case progresses through the system.
- **Dispositions to County Attorneys.** This exchange leverages a portion of the work on the Dispositions and Payments exchange implemented in Polk County in 2012. Focusing on disposition and sentencing data only, this exchange provides a more efficient roll-out strategy for that exchange, by breaking it into two pieces. A Collections and Payments Data exchange would effectively roll-out the other portion of that information to county attorneys at a later date.
- **Warrant Clear.** Sends information from DPS to the courts that a warrant has been served or is no longer necessary.
- **Warrant Cancel.** Information from the Courts to DPS that a warrant has been canceled and is no longer in effect.
- **Incident Report.** The Incident Report exchange will send information from local law enforcement to the county attorney and on to the Federal Bureau of Investigation's (FBI) N-DEX (National Data Exchange) database. The FBI's N-DEX system brings together data from law enforcement agencies throughout the United States, including incident and case reports, booking and incarceration data, and parole/probation information. N-DEX detects relationships between people, vehicles, property, locations, and/or crime characteristics. It "connects the dots" between data that are not seemingly related. The N-DEX system is accessed by participating law enforcement agencies throughout the nation. Thanks to the receipt of a grant from the U.S. Department of Justice, the CJIS program has made concerted efforts to promote and encourage law enforcement agencies to implement N-DEX between local agency RMS applications and the FBI. TraCS will

be making an effort in calendar year 2014 to implement incident reports as part of the CJIS electronic complaint exchange.

Exchanges Requested, Not Yet in Development

- **Juvenile Delinquency Petition.** This exchange would be patterned after filing of criminal complaints and affidavits, from County Attorneys to the Clerk Review application at ICIS. However, the exchange will be secured and “firewalled” from Criminal complaints, to provide the necessary protection for juveniles.
- **Application for No Contact Order.** The Application for No Contact Order exchange automates transmission of the County Attorneys Application for No Contact Order to the Court. This exchange will allow the County Attorney’s office to submit the applications from the CMS to the Courts ICIS system electronically. With this exchange, upon acceptance by the Court, all information required for issuance of a Temporary No Contact Order will immediately be available for review. This will allow the Court to review the request for protection, thereby increasing the ability for the judiciary to more immediately respond to the County Attorneys request.
- **Probation Report of Violation.** The Probation Report of Violation exchange would automate transmission of information from a DOC probation violation report to the County Attorney. This information will provide the County Attorney with data needed to initiate probation revocation proceedings, or, when necessary, to initiate targeted follow-up investigations of possible additional charges.
- **Notice following Initial Appearance.** The Notification of Initial Appearance exchange would automate transmission of Notification of Initial Appearance data from the Court to the County Attorney. With this exchange, the Court will be able to submit all notifications electronically from the ICIS system to the County Attorney Case Management System (CMS).
- **Final Disposition Report.** The Final Disposition Report exchange depends on implementation of the Green Sheet exchange, above. Once that is in place, this exchange would automate transmission of Final Disposition data from the County Attorney or the Courts to DPS. This exchange will increase the number of incidents that have Court or County Attorney dispositions associate with the incident.

With this exchange, the County Attorney’s office will submit Final Disposition Reports electronically from the CMS to the Iowa system, and the courts will also be able to immediately submit Final Disposition Reports from ICIS to the IOWA System. Another advantage to immediately sharing disposition data, in contrast to the current batch processing of this information, is the ability to reconcile the data being transmitted in real-time, leading to more efficient reconciliation of miss-matched records.

- **Order to Transport.** The Order to Transport exchange would automate transmission of transport orders from the Court ICIS system into the DOC's ICON system.
- **LEA/DPS Fusion Center.** The LEA/DPS Fusion Center exchange would automate transmission of local Law Enforcement Agency (LEA) complaint type data to the DPS Fusion Center. Fusion Centers are concerned with collecting and analyzing Suspicious Activity Reports. This exchange would likely comply with National Information Exchange (NIEM) specifications.
- **DPS/DOC Live Scan Booking.** The DPS/DOC Live Scan Booking exchange would notify the DOC whenever an individual is booked so that the ICON system could notify an offender's supervisor that his or her charge has had contact with law enforcement.

Total Estimated Cost of the Project

Project planning began in 2001, and the total estimated cost of project development (from all sources of funds) is expected to be \$10,000,000 - \$20,000,000.

List of All Revenue Sources Used for the Project

State appropriation; National Governor's Association (NGA) Grants; Byrne Grants; Justice Assistance Grants (JAG); National Criminal History Improvement Program (NCHIP) Grants; Return on Investment (ROI) Funds; Homeland Security Funds; Local Government Innovation Funds; Agency Operating Funds; American Recovery and Reinvestment Act (ARRA) Funds.

Financial Summary –


ITEM	Actual FY2010	Actual FY2011	Actual FY2012	Actual FY2013	Actual FY2014	Estimated FY2015
Travel	0	0	0	137.00	4,213.01	
Office supplies	0	0	0	67.62		
Printing	1,717	0	0	0		
ITD Reimbursements	0	44,148.59	73,670.00	78,816.04	61,888.26	
IT Outside Services	1,543,431	1,667,333.60	1,564,074.00	980,159.76	1,063,933.32	
IT Equipment and Software	36,805	40,345.15	437,574.00	177,321.03	117,932.17	
Indirect					26,839.2	
Total	1,581,953	1,760,829.34	2,075,318	1,236,501.45	1,274,805.96	1,800,000

Of the yearly appropriations made by the General Assembly, actual CJIS expenditures have totaled between \$1.2 million and \$2.08 million dollars. The FY 2015 expenditures include purchases of replacement servers and software licenses.

Date of Project Completion or Estimated Completion

June 30, 2022 It is expected that additional exchanges will need to be developed past this date to comply with federal regulations, changes in state laws, and needs of the Judicial Branch, Executive Branch, and local law enforcement agencies. Finally, there will remain a need to update hardware and maintain current software licenses as long as information continues to be exchanged using CJIS. In Iowa, when an exchange of criminal justice information is necessary, CJIS is explored as the first and most cost-effective option.

DEPARTMENT OF HUMAN SERVICES



Iowa Department of Human Services

Terry E. Branstad
Governor

Kim Reynolds
Lt. Governor

Charles M. Palmer
Director

January 9, 2015

Joel Lunde
Department of Management
State Capitol
LOCAL

Dave Heuton
Fiscal Services Division
Legislative Services Agency
State Capitol
LOCAL

RE: Annual Project Status Report for Infrastructure-Related Funds, RIIF

Dear Mr. Lunde and Mr. Heuton:

The Department of Human Service submits the attached project status report as required per Iowa Code 8.57 (6)(h).

Sincerely,

Jennifer Davis Harbison
Policy Advisor

Enclosure

RFI S15-333 Infrastructure Status Report

	Rebuild Iowa Infrastructure Fund (RIIF) - Fund 0017	Rebuild Iowa Infrastructure Fund (RIIF) - Fund 0017	Rebuild Iowa Infrastructure Fund (RIIF) - Fund 0017	Rebuild Iowa Infrastructure Fund (RIIF) - Fund 0017	Rebuild Iowa Infrastructure Fund (RIIF) - Fund 0017	Rebuild Iowa Infrastructure Fund (RIIF) - Fund 0017	Rebuild Iowa Infrastructure Fund (RIIF) - Fund 0017	Technology Reinvestment Fund - Fund 0943	Technology Reinvestment Fund - Fund 0943	Technology Reinvestment Fund - Fund 0943	General Fund - Fund 0001	General Fund - Fund 0001	
Year that funding was received	SFY 2012	SFY 2013	SFY 2014	SFY 2015	SFY 2015	SFY 2015	SFY 2015	SFY 2012 thru SFY 2015	SFY 2014	SFY 2015	SFY 2014	SFY 2014	
Project Name and Description	Renovation and Construction of Certain Nursing Facilities	Renovation and Construction of Certain Nursing Facilities	Renovation and Construction of Certain Nursing Facilities	Renovation and Construction of Certain Nursing Facilities	New Hope Center Remodel/Renovation & Improvements	Broadlawns Expansion	Homestead Autism Facilities	Medicaid Technology	Homestead Autism Clinics Technology	Homestead Autism Clinics Technology	PMIC Construction Grant	Homestead Clive Facility Autism Grant	
All Revenue Sources for Funding													
State \$	State \$285,000	State \$250,000	State \$150,000	State \$500,000	State \$250,000	State \$5,000,000	State \$825,000	State \$26,406,804	State \$ 154,156	State \$ 155,000	State \$1,000,000	State \$ 800,000	
Federal \$	Federal \$420,271	Federal \$368,659	Federal \$187,382	Federal \$624,606	Federal \$0	Federal \$0	Federal \$0	Federal \$188,901,679	Federal \$0	Federal \$0	Federal \$0	Federal \$0	
Other \$	Other \$0	Other \$0	Other \$0	Other \$0	Other \$404,300	Other \$ 19,000,000	Other \$0	Other \$0	Other \$ 240,000	Other \$ 0	Other \$2,000,000	Other \$ 654,000	
Total \$	Total \$705,271	Total \$618,659	Total \$337,382	Total \$1,124,606	Total \$654,300	Total \$ 24,000,000	Total \$ 825,000	Total \$215,308,483	Total \$ 394,156	Total \$ 155,000	Total \$3,000,000	Total \$ 1,454,000	
Agency Submitting Request	DHS - IME	DHS - IME	DHS - IME	DHS - IME	DHS	DHS	DHS	DHS	DHS	DHS	DHS	DHS - MHDS	
Percent of Completed Work	100%	100%	100%	100%	33%	<1%	20%	40%	100%	0%	60%	100%	
Total Estimated Project Cost													
State \$	State \$285,000	State \$186,434			State \$250,000	State \$ 5,000,000	State \$825,000	State \$26,406,804	State \$ 154,000	State \$ 155,000	State \$1,000,000	State \$800,000	
Federal \$	Federal \$420,271	Federal \$274,922			Federal \$0	Federal \$ 19,000,000	Federal \$ 0	Federal \$188,901,679	Federal \$0	Federal \$0	Federal \$0	Federal \$0	
Other \$	Other \$0	Other \$0	Unknown	Unknown	Other \$404,300	Other \$ 24,000,000	Other \$ 825,000	Other \$0	Other \$ 240,000	Other \$ 0	Other \$2,000,000	Other \$654,000	
Total \$	Total \$705,271	Total \$461,356			Total \$651,100	Total \$ 24,000,000	Total \$ 825,000	Total \$215,308,483	Total \$ 394,000	Total \$ 155,000	Total \$3,000,000	Total \$1,454,000	
Expended Funds (State \$ Only)	\$285,000	\$186,464	\$0	\$0	\$63,696	\$45,870	\$0	\$8,584,724	\$154,000	\$0	\$847,972	\$800,000	
Obligated and Not Yet Spent (State \$ Only)	N/A	N/A	N/A	N/A	\$186,304	\$4,954,130	\$825,000	\$17,822,080	\$0	\$155,000	\$152,028	\$0	
Estimated Completion Date	N/A	N/A	N/A	N/A	Spring of 2015	Spring of 2017	6/30/15	6/30/17	Completed 6/30/14	6/30/15	6/30/15	Completed 6/30/14	
Comments	Nursing facilities must apply to receive these funds. 10 facilities have been approved to use these renovation funds. The projects for which funding has been requested have already been completed.	Nursing facilities must apply to receive these funds. 10 facilities have been approved to use these renovation funds. The projects for which funding has been requested have already been completed.	Nursing facilities must apply to receive these funds. 10 facilities have been approved to use these renovation funds. The projects for which funding has been requested have already been completed.	Nursing facilities must apply to receive these funds. 10 facilities have been approved to use these renovation funds. The projects for which funding has been requested have already been completed.	Nursing facilities must apply to receive these funds. 10 facilities have been approved to use these renovation funds. The projects for which funding has been requested have already been completed.	Renovation & Improvements made to existing building; Concrete work and remodeling started 8/15/14; Funding includes DMACC provided in-kind gift and New Hope village fund raising;	Construction and expansion of inpatient mental health facilities and the construction of an outpatient clinic building. \$3M has been transferred to Broadlawns, of which \$45,870 has been spent.	The funds will be used to expand the existing Altoona site and for a projected site in Waterloo/Cedar Falls. This will allow expansion of ABA services in both locations. Both sites are expected to be operational by July 2015.	Project costs to be covered with a combination of RIIF, federal funds (including HBE grants), and other funding sources applicable for the project scope. State dollars includes appropriations from Fund 0943 in SFY 2012-2015 along with other state funding sources.	The Technology Funds provided assistance to equip 3 new autism centers with the technology needed to provide ABA services to children and their families.	The Technology Funds will be used to purchase technology infrastructure for the expanded Altoona site and for a projected site in Waterloo/Cedar Falls. Both sites are expected to be operational by July 2015.	Four Oaks reported \$2,000,000 in other private funds.	The \$800,000 in RIIF funds was used for the purchase and renovation of a building in Davenport to house an autism center.

IOWA ECONOMIC DEVELOPMENT AUTHORITY

IDED Program Financial Assistance:

Company Name	Location	County	Contract #	Funding source	Capital Investment	Award Date	Total Award Amt	Expended
DairiConcepts, LLP	Allerton	Wayne	09-CEBA-003	IVF-RIIF	17,850,000	12/18/2008	350,000	350,000
Abraxis BioScience	Oelwein	Fayette	09-VAP-004	IVF-RIIF	4,950,000	12/18/2008	400,000	400,000
Absolute Energy, LLC	St. Ansgar	Mitchell	09-VAP-008	IVF-RIIF	2,416,842	5/21/2009	200,000	200,000
Acument Global Technologies	Decorah	Winneshiek	09-CEBA-018	IVF-RIIF	2,575,000	2/19/2009	45,000	RC
Ashley Industrial Molding, Inc.	Oelwein	Fayette	09-CEBA-014	IVF-RIIF	14,600,000	12/18/2008	625,000	625,000
C & S Products Co., Inc.	Fort Dodge	Webster	09-VAP-009	IVF-RIIF	3,174,700	6/18/2009	200,000	200,000
Carleton Life Support Systems, Inc.	Davenport	Scott	09-CEBA-016	IVF-RIIF	5,440,000	1/15/2009	325,000	325,000
Cedar Ridge Vineyards, LLC	Swisher	Johnson	09-VAP-005	IVF-RIIF	500,000	3/19/2009	100,000	50,000
Cedar Valley Tech Works	Waterloo	Black Hawk	09-PIAP-001	IVF-RIIF	10,718,149	7/17/2008	2,500,000	2,500,000
Creative Edge Master Shop, Inc.	Fairfield	Jefferson	09-CEBA-013	IVF-RIIF	195,000	12/18/2008	75,000	
Dubuque, City of	Dubuque	Dubuque	09-PIAP-0005	IVF-RIIF	450,000	2/19/2009	450,000	450,000
Eurofins Scientific, Inc.	Des Moines	Polk	09-CEBA-023	IVF-RIIF	10,600,000	6/18/2009	200,000	200,000
Generation Repair and Service, LLC	Story City	Story	09-CEBA-015	IVF-RIIF	18,100,000	12/18/2008	115,000	115,000
Iowa State University Research Park	Ames	Story	09-PIAP-007	IVF-RIIF	4,622,648	3/19/2009	1,255,851	1,255,851
Midland BioProducts Corporation	Boone	Boone	09-CEBA-025	IVF-RIIF	1,288,100	6/18/2009	600,000	600,000
Modine Manufacturing Company	Washington	Washington	09-CEBA-011	IVF-RIIF	12,500,000	11/20/2008	750,000	RC
Pioneer, A Dupont Company	Johnston	Polk	09-PIAP-003	IVF-RIIF	4,517,000	10/16/2008	1,000,000	1,000,000
Poet Energy	Emmetsburg	Palo Alto	09-VAP-002	IVF-RIIF	217,000,000	9/18/2008	400,000	
Quad County Corn Processors Cooperative	Galva	Ida	09-VAP-001	IVF-RIIF	29,800,000	8/21/2008	250,000	RC
Story City, City of	Story City	Story	09-PIAP-004	IVF-RIIF	300,000	12/18/2008	300,000	300,000
TPI Iowa, LLC	Newton	Jasper	09-PIAP-02	IVF-RIIF	8,465,000	10/16/2008	1,000,000	1,000,000
WebFilings, LLC	Ames	Story	09-EVA-017	IVF-RIIF	50,000	5/21/2009	250,000	250,000
							11,390,851	9,820,851

	<u>Obligated</u>	<u>Expended</u>	<u>Purpose</u>
State Parks	800,000	800,000	Providing support for Honey Creek Project
Cultural Trust	800,000	800,000	Community Cultural grants at DCA
Regents Institutions	4,000,000	4,000,000	Technology Commercialization & business growth.
Community Colleges	5,400,000	5,400,000	Job Training at Iowa's community colleges
Regional Financial Assistance	800,000	800,000	Regional marketing grants
Targeted Industries	2,400,000	2,400,000	Demonstration Fund start up grants to businesses
Renewable Fuels	1,600,000	1,600,000	Grants for E85 and Biodiesel pump installation

IDED Program Financial Assistance:

Company Name	Location	County	Contract #	Fund Source	Capital Inv	Award Date	Total Award Amt	Expended
Accent Media Incorporated	Cedar Rapids	Linn	10-DRC-006	IVF-RIIF	\$0	9/17/2009	\$5,000	5,000
Adams Thermal Systems, Inc.	Cedar Falls	Black Hawk	10-130-022	IVF-RIIF	\$1,770,000	4/15/2010	\$100,000	
Agri Star Meat & Poultry LLC	Postville	Allamakee	10-VAAC-006	IVF-RIIF	\$6,700,000	11/19/2009	\$600,000	
Agri-Industrial Plastics Company	Fairfield	Jefferson	10-100-013	IVF-RIIF	\$2,512,430	3/18/2010	\$36,000	36,000
Ajinomoto USA	Eddyville	Wapello	10-130-023	IVF-RIIF	\$35,377,000	5/20/2010	\$85,000	85,000
American Packaging Corporation/Flexo Division	Story City	Story	10-130-007	IVF-RIIF	\$15,188,600	10/15/2009	\$200,000	200,000
Appanoose County Community Railroad	Centerville	Appanoose	10-IFC-001	IVF-RIIF	\$1,000,000	10/15/2009	\$150,000	150,000
Art's-Way Manufacturing Company, Inc.	West Union	Fayette	10-100-011	IVF-RIIF	\$1,365,000	3/18/2010	\$65,000	RC
Biomedical Synergies, Inc.	Mount Pleasant	Henry	10-EC-008	IVF-RIIF	\$350,000	3/18/2010	\$250,000	250,000
Buccaneer Computer Systems & Services Inc.	West Des Moines	Polk	10-130-001	IVF-RIIF	\$269,777	7/16/2009	\$200,000	RC
Carmi Flavor & Fragrance Company, Inc.	Waverly	Bremer	10-100-02	IVF-RIIF	\$1,175,000	8/20/2009	\$150,000	150,000
CFI Tire Service	Des Moines	Polk	10-130-015	IVF-RIIF	\$4,950,000	2/18/2010	\$25,000	
Compacker Systems, LLC	Davenport	Scott	10-130-002	IVF-RIIF	\$929,000	7/16/2009	\$175,000	175,000
Country Maid, Inc.	West Bend	Palo Alto	10-130-003	IVF-RIIF	\$4,497,000	7/16/2009	\$100,000	100,000
Custom Poultry Processing	West Union	Fayette	10-VAAC-003	IVF-RIIF	\$4,980,000	9/17/2009	\$350,000	250,000
Custom Poultry Processing	Charles City	Floyd	10-VAAC-009	IVF-RIIF	\$3,305,000	12/17/2009	\$250,000	250,000
Diedrichs & Associates, Inc.	Cedar Falls	Black Hawk	10-DRC-001	IVF-RIIF	\$273,700	10/15/2009	\$100,000	100,000
East Central Intergovernmental Association			10-OT-010	IVF-RIIF	\$0	11/19/2009	\$133,000	133,000
Engineering Services/FarmTek	Dyersville	Dubuque	10-100-014	IVF-RIIF	\$3,250,000	5/20/2010	\$750,000	750,000
Future Health, Inc.	Carroll	Carroll	10-100-010	IVF-RIIF	\$210,000	1/21/2010	\$144,000	144,000
Global Ethanol, LLC	Lakota	Kossuth	10-VAAC-015	IVF-RIIF	\$2,675,000	5/20/2010	\$250,000	RC
H.A. Phillips & Company	Bloomfield	Davis	10-100-004	IVF-RIIF	\$1,276,000	9/17/2009	\$50,000	RC
Happle Gourmet Foods, LLC	Williamsburg	Iowa	10-VAAC-013	IVF-RIIF	\$571,000	4/15/2010	\$100,000	100,000
Hearth & Home Technologies	Mount Pleasant	Henry	10-100-003	IVF-RIIF	\$1,188,500	9/17/2009	\$445,000	445,000
Hub City Brewing Company	Stanley	Buchanan	10-EC-0004	IVF-RIIF	\$0	9/17/2009	\$10,000	RC
Hub City Brewing Company	Stanley	Buchanan	10-EC-004	IVF-RIIF	\$15,800	9/17/2009	\$105,000	RC
Iowa Historic Preservation Alliance			10-OT-008	IVF-RIIF	\$0	10/15/2009	\$200,000	200,000
Iowa Northland Regional Council of Governments			10-OT-001	IVF-RIIF	\$0	8/20/2009	\$250,000	125,000
Iowa Screenprint Company dba Bimm Ridder	Cedar Rapids	Linn	10-DRC-004	IVF-RIIF	\$580,000	10/15/2009	\$100,000	100,000
JRS Pharma LP	Cedar Rapids	Linn	10-DRC-005	IVF-RIIF	\$3,597,100	10/15/2009	\$145,000	72,500
LabStrong Corporation	Dubuque	Dubuque	10-EC-009	IVF-RIIF	\$115,000	5/20/2010	\$150,000	150,000
Let's Order Online, Inc.	Fairfield	Jefferson	10-EC-001	IVF-RIIF	\$3,500	7/16/2009	\$125,000	125,000
Mechdyne Corporation	Marshalltown	Marshall	10-130-004	IVF-RIIF	\$1,450,000	7/16/2009	\$200,000	100,000
Metropolitan Area Planning Agency		Mills	10-OT-009	IVF-RIIF	\$0	10/15/2009	\$58,000	RC
North American Co-Pack Iowa LLC	Sheldon	O'Brien	10-VAAC-010	IVF-RIIF	\$1,880,000	2/18/2010	\$250,000	250,000
North Iowa Area Council of Governments			10-OT-002	IVF-RIIF	\$0	8/20/2009	\$60,000	60,000
Osceola Windpower, LLC	Ocheyedan	Osceola	10-130-009	IVF-RIIF	\$750,000	10/15/2009	\$50,000	50,000
Palisade Systems, Inc.	Des Moines	Polk	10-130-013	IVF-RIIF	\$280,000	1/21/2010	\$65,000	RC
Peninsula Gaming, LLC	Dubuque	Dubuque	10-130-021	IVF-RIIF	\$205,000	3/18/2010	\$50,000	RC
Pioneer, A Dupont Company	Johnston	Polk	10-130-008	IVF-RIIF	\$17,403,000	10/15/2009	\$1,000,000	

IDED Program Financial Assistance:

Company Name	Location	County	Contract #	Fund Source	Capital Inv	Award Date	Total Award Amt	Expended
Platinum Ethanol, LLC	Arthur	Ida	10-VAAC-008	IVF-RIIF	\$3,200,000	12/17/2009	\$300,000	300,000
Provemex International Holdings, Incorporated	Independence	Buchanan	10-VAAC-004	IVF-RIIF	\$6,600,000	10/15/2009	\$400,000	400,000
Raining Rose	Cedar Rapids	Linn	10-DRC-002	IVF-RIIF	\$989,584	10/15/2009	\$260,000	260,000
Region XII Council of Governments			10-OT-003	IVF-RIIF	\$0	8/20/2009	\$150,000	150,000
Relationship Marketing, Inc.	West Des Moines	Polk	10-130-011	IVF-RIIF	\$1,305,000	10/15/2009	\$100,000	RC
Royal Cargo Trailers, Inc. et al	Clarinda	Page	10-100-007	IVF-RIIF	\$1,970,000	12/17/2009	\$45,000	45,000
RuffaloCODY, LLC	Cedar Rapids	Linn	10-130-014	IVF-RIIF	\$300,000	12/17/2009	\$150,000	150,000
Sammons Annuity Group, Inc.	West Des Moines	Polk	10-130-006	IVF-RIIF	\$4,300,000	9/17/2009	\$125,000	125,000
Sign Productions, Inc.		Linn	10-DRC-007	IVF-RIIF	\$3,367,000	11/19/2009	\$385,000	
Sioux City, City of	Sioux City	Woodbury	10-IC-005	IVF-RIIF	\$4,000,000	5/20/2010	\$2,500,000	
Southeast Iowa Regional Planning Commission			10-OT-004	IVF-RIIF	\$0	8/20/2009	\$100,000	100,000
Southern Iowa Council of Governments			10-OT-005	IVF-RIIF	\$0	8/20/2009	\$42,000	42,000
Southwest Iowa Planning Council			10-OT-006	IVF-RIIF	\$0	8/20/2009	\$100,000	100,000
Southwest Iowa Renewable Energy, LLC	Council Bluffs	Pottawattamie	10-VAAC-011	IVF-RIIF	\$3,300,000	6/9/2010	\$300,000	300,000
Stamats Communications	Cedar Rapids	Linn	10-DRC-03	IVF-RIIF	\$2,715,499	11/19/2009	\$500,000	500,000
SynGest Inc.	Menlo	Guthrie	10-VAAC-002	IVF-RIIF	\$102,100,000	8/20/2009	\$2,000,000	RC
TeamQuest Corporation	Clear Lake	Cerro Gordo	10-130-020	IVF-RIIF	\$70,000	3/18/2010	\$90,000	90,000
The Creative Frontier, Inc.	Dubuque	Dubuque	10-130-016	IVF-RIIF	\$1,163,360	12/17/2009	\$105,000	RC
The Greenbrier Companies	Red Oak	Montgomery	10-100-001	IVF-RIIF	\$1,759,451	7/16/2009	\$328,000	328,000
Upper Explorerland Regional Planning Commission			10-OT-007	IVF-RIIF	\$0	8/20/2009	\$32,000	RC
Vizient LLC	Bettendorf	Scott	10-130-005	IVF-RIIF	\$862,000	9/17/2009	\$70,000	70,000
Wacker Chemical Corporation	Eddyville	Wapello	10-IC-002	IVF-RIIF	\$83,140,000	10/15/2009	\$5,000,000	RC
WebFilings, LLC	Ames	Story	10-130-017	IVF-RIIF	\$260,000	1/21/2010	\$500,000	500,000
Whirlpool Corporation	Amana	Iowa	10-IC-003	IVF-RIIF	\$20,000,000	2/18/2010	\$6,500,000	6,500,000
							27,523,000	14,515,500

	Obligated	Expended	Purpose
State Parks	900,000	900,000	Providing support for Honey Creek Project
Cultural Trust	900,000	900,000	Community Cultural grants at DCA
Regents Institutions	4,500,000	4,500,000	Technology Commercialization & business growth.
Community Colleges	6,300,000	6,300,000	Job Training at Iowa's community colleges
Regional Financial Assistance	900,000	900,000	Regional marketing grants
Targeted Industries	2,700,000	2,700,000	Demonstration Fund start up grants to businesses
Renewable Fuels	1,800,000	1,800,000	Grants for E85 and Biodiesel pump installation

IDED Program Financial Assistance:

Company Name	Location	County	Contract #	Funding source	Capital Investment	Award Date	Total Award Amt	Expended
American Profol Inc			11-ivf-007	IVF-RIIF	10,900,000	8/19/2010	50,000	50,000
Boehringer Ingelheim Inc			11-ivf-025	IVF-RIIF	16,895,338	11/18/2010	3,239,000	3,239,000
CGS Tires US Inc			11-ivf-008	IVF-RIIF	42,709,000	8/19/2010	924,000	924,000
City of Spencer			11-ivf-045	IVF-RIIF	1,500,000	12/16/2010	750,000	
Danisco US			11-ivf-018	IVF-RIIF	37,926,000	10/21/2010	500,000	500,000
Danisco Us Inc/Genencor			11-ivf-037	IVF-RIIF	20,975,000	12/16/2010	3,000,000	
Dice Career Solutions			11-ivf-026	IVF-RIIF	1,750,000	11/18/2010	225,000	
Dupont Danisco LLC			11-ivf-019	IVF-RIIF		10/21/2010	5,000,000	5,000,000
Eagle Point Software			11-ivf-038	IVF-RIIF	107,000	12/16/2010	105,000	RC
EI Dupont			11-ivf-027	IVF-RIIF	1,560,000	11/18/2010	100,000	
ESCO Automation			11-ivf-028	IVF-RIIF	4,945,000	11/18/2010	130,000	130,000
Fastek Intl			11-ivf-020	IVF-RIIF	100,000	10/21/2010	250,000	250,000
Fastek Intl			11-ecta-007	IVF-RIIF		12/16/2010	25,000	
General Electric Co			11-ivf-039	IVF-RIIF	4,749,000	12/16/2010	2,000,000	2,000,000
General Environmental LLC			11-ivf-021	IVF-RIIF	1,210,000	10/21/2010	200,000	
Grain Millers Inc			11-ivf-014	IVF-RIIF	10,000,000	9/16/2010	150,000	RC
HH Ventures LLC			11-ivf-015	IVF-RIIF	130,000	9/16/2010	150,000	
HH Ventures LLC			11-ecta-006	IVF-RIIF		9/16/2010	24,300	
Hy-Capacity Inc			11-ivf-009	IVF-RIIF	1,103,780	8/19/2010	75,000	75,000
Industrial Design & Fabrication			11-ivf-001	IVF-RIIF	2,015,000	7/15/2010	125,000	125,000
J & J Solutions			11-ivf-002	IVF-RIIF	49,000	7/15/2010	275,000	
Kemin Industries Inc			11-ivf-022	IVF-RIIF	29,600,000	10/21/2010	1,000,000	
Lely USA Inc			11-ivf-022	IVF-RIIF	375,000	11/18/2010	670,000	670,000
Maharishi Products Intl			11-ivf-023	IVF-RIIF	1,515,000	10/21/2010	50,000	50,000
Mississippi River Distilling			11-ivf-003	IVF-RIIF	327,000	7/15/2010	95,000	95,000
Nestle Purina			11-ivf-041	IVF-RIIF	68,557,000	12/16/2010	500,000	RC
North American Co-Pack Iowa Inc			11-ivf-016	IVF-RIIF	1,315,000	9/16/2010	255,000	149,940
Responsible Transportation			11-ecta-002	IVF-RIIF		7/15/2010	25,000	5,896
Seabury & Smith Inc			11-ivf-024	IVF-RIIF	1,300,000	10/21/2010	450,000	RC
Sedwick Claims Service			11-ivf-011	IVF-RIIF	2,291,760	8/19/2010	129,100	129,100
Sedwick Claims Service			11-ivf-010	IVF-RIIF	4,739,240	8/19/2010	310,900	310,900
Siemens Energy Inc			11-ivf-005	IVF-RIIF	1,350,000	7/15/2010	180,000	RC
Siemens Energy Inc			11-ivf-044	IVF-RIIF	44,200,000	12/16/2010	1,000,000	
Univerferth Mfg Co			11-ivf-033	IVF-RIIF	2,000,000	11/18/2010	140,000	140,000
Vision 1 LLC			11-ivf-034	IVF-RIIF		11/18/2010	50,000	
Vision 1 LLC			11-ecta-008	IVF-RIIF		12/16/2010	25,000	7,631
Walter G Anderson Inc			11-ivf-035	IVF-RIIF	14,600,000	11/18/2010	300,000	300,000
WebFilings LLC			11-ivf-036	IVF-RIIF	18,358,000	9/16/2010	2,259,000	2,259,000
WW Homestead Dairy			11-ivf-017	IVF-RIIF	789,300	9/16/2010	75,000	75,000

Bridgestone Bandag LLC	Muscatine	11-130	IVF-RIIF	1,600,000	1/20/2011	700,000	RC
Hewlett Packard Company	Des Moines	11-130	IVF-RIIF	16,700,000	1/20/2011	600,000	600,000
Indoshell Precision Technologies	Story City	11-100	IVF-RIIF	8,595,000	1/20/2011	450,000	450,000
El Dupont	Ft Madison	11-130	IVF-RIIF	3,291,000	2/17/2011	150,000	RC
Terex USA LLC	Waverly	11-130	IVF-RIIF	112,500	2/17/2011	500,000	
Weiler Inc	Knoxville	11-100	IVF-RIIF	4,692,500	2/17/2011	50,000	50,000
Davenport, City of		11-IC	IVF-RIIF	1,650,000	3/17/2011	250,000	
Energy Control Technologies		11-EC	IVF-RIIF	0	3/17/2011	10,000	7,415
Interconnect Inc		11-EC	IVF-RIIF	140,000	3/17/2011	100,000	
Radiology Resources Intl		11-EC	IVF-RIIF	0	3/17/2011	25,000	
Warren Distribution Inc		11-130	IVF-RIIF	5,275,401	3/17/2011	100,000	100,000
American Profol Inc	Cedar Rapids	11-130	IVF-RIIF	14,000,000	4/21/2011	250,000	
Capital City Fruit	Norwalk	11-130	IVF-RIIF	11,450,000	4/21/2011	215,000	215,000
Cargill Inc	Ft Dodge	11-VAC	IVF-RIIF	134,000,000	4/21/2011	2,000,000	2,000,000
Flexsteel Industries	Dubuque	11-100	IVF-RIIF	12,000,000	4/21/2011	40,000	
Osage, City of		11-IC	IVF-RIIF	2,725,000	4/21/2011	500,000	
People Statements Inc	Cedar Rapids	11-EC	IVF-RIIF	0	4/21/2011	25,000	16,528
Sara Lee Foods Inc	Storm Lake	11-VAC	IVF-RIIF	10,950,000	4/21/2011	500,000	
Valent Biosciences	Osage	11-130	IVF-RIIF	132,461,000	4/21/2011	1,000,000	1,000,000
Engineering Services/Farm Tek	Dyersville	11-130	IVF-RIIF	3,500,000	5/19/2011	630,000	
Environmental Lubricants	Grundy Center	11-VAC	IVF-RIIF	415,000	5/19/2011	60,000	60,000
Genencor/Danisco	Cedar Rapids	11-130-	IVF-RIIF	67,441,269	5/19/2011	500,000	
Plumrose USA	Council Bluffs	11-130	IVF-RIIF	57,810,000	5/19/2011	520,000	520,000
Tyson Foods	Council Bluffs	11-VAC	IVF-RIIF	48,336,187	5/19/2011	800,000	800,000
Agricultural Mach. Exchange	Eldora	11-130	IVF-RIIF	645,000	6/16/2011	50,000	
Aveka Inc	Waukon	11-VAC	IVF-RIIF	3,794,850	6/16/2011	400,000	370,000
Diamond V Mills	Cedar Rapids	11-130	IVF-RIIF	17,000,000	6/16/2011	75,000	75,000
GMT Corporation	Waverly	11-130	IVF-RIIF	29,862,625	6/16/2011	250,000	250,000
Hipra USA	Ames	11-130	IVF-RIIF	47,925,800	6/16/2011	475,000	
Hospers, City of		11-IC	IVF-RIIF	2,200,000	6/16/2011	750,000	750,000
Probioferm LLC	Urbandale	11-EC	IVF-RIIF	994,960	6/16/2011	250,000	250,000
Seaberg Industries	Davenport	11-130	IVF-RIIF	2,960,000	6/16/2011	176,000	176,000

37,212,300 24,175,410

	<u>Obligated</u>	<u>Expended</u>	<u>Purpose</u>
State Parks	760,000	760,000	Providing support for Honey Creek Project
Cultural Trust	760,000	760,000	Community Cultural grants at DCA
Regents Institutions	3,800,000	3,800,000	Technology Commercialization & business growth.
Community Colleges	5,320,000	5,320,000	Job Training at Iowa's community colleges
Regional Financial Assistance	760,000	760,000	Regional marketing grants
Targeted Industries	4,389,000	4,389,000	Demonstration Fund start up grants to businesses
Targeted Small Business	847,400	847,400	Funding for targeted small business financial assistance

IDED Program Financial Assistance:

Company Name	Location	County	Contract #	Funding source	Capital Investment	Award Date	Total Award Amt	Expended
Advanced Mfg & Power Systems Inc	Des Moines	Polk	12-100	IVF-RIIF	811,000	10/20/2011	225,198	
AgSugar Internaional Inc	Cedar Rapids	Linn	12-EC	IVF-RIIF	822,591	7/21/2011	250,000	250,000
Alcoa Inc	Davenport	Scott	12-130	IVF-RIIF	162,900,000	9/15/2011	3,000,000	
Amcor Rigid Plastics	Ames		12-130	IVF-RIIF	24,060,000	6/22/2012	175,000	175,000
Appcore, LLC	Des Moines	Polk	12-EC	IVF-RIIF	430,220	10/20/2011	100,000	100,000
AY McDonald Mfg Co	Dubuque	Dubuque	12-130	IVF-RIIF	2,613,872	12/16/2011	136,000	136,000
Behnke Enterprises	Farley		12-130	IVF-RIIF	1,675,000	4/20/2012	200,000	200,000
Bridgestone Americas Tire Optns LLC	Des Moines	Polk	12-130	IVF-RIIF	56,600,000	8/18/2011	500,000	500,000
Camoplast Rockland	Peosta		12-130	IVF-RIIF	2,452,000	1/20/2012	168,000	
Caterpillar, Elkader, LLC	Elkader	Fayette	12-100	IVF-RIIF	4,350,000	12/16/2011	205,000	
CJ Cheiljedang Corporation	Fort Dodge	Webster	12-130	IVF-RIIF	291,337,000	10/20/2011	1,800,000	1,800,000
Cozzini LLC	Algona		12-130	IVF-RIIF	2,427,000	5/18/2012	350,000	350,000
Curwood Inc			12-130	IVF-RIIF	24,300,000	3/26/2012	64,000	
Digga North America	Dyersville		12-130	IVF-RIIF	2,250,000	3/26/2012	240,000	
Energy Control Technologies	Urbandale	Polk	12-100	IVF-RIIF	258,000	10/20/2011	75,000	75,000
Exemplar Genetics LLC	Sioux Center		12-VAC	IVF-RIIF	1,797,000	12/16/2011	300,000	300,000
Expense Reduction Analysts	Cedar Rapids		12-130	IVF-RIIF	80,000	3/26/2012	40,000	
Fidlar Acquisition Inc	Davenport	Scott	12-130	IVF-RIIF	2,670,000	10/20/2011	336,000	336,000
Geneseo Communications Svs Inc	Davenport	Scott	12-130	IVF-RIIF	14,990,000	12/16/2011	96,000	96,000
Geneseo Communications Svs Inc	Bettendorf		12-130	IVF-RIIF	14,600,000	4/20/2012	96,000	96,000
Green Industiral Supply Inc	Dubuque	Dubuque	12-130	IVF-RIIF	11,365,000	8/18/2011	80,000	80,000
H J Heinz Company LP	Cedar Rapids	Linn	12-VAC	IVF-RIIF	10,943,367	9/15/2011	100,000	100,000
Hamburg, City of			12-IC	IVF-RIIF	4,400,000	6/22/2012	500,000	
Harper Brush Works	Fairfield		12-130	IVF-RIIF	30,000	9/15/2011	160,000	160,000
Heartland Financial USA	Dubuque		12-100	IVF-RIIF	1,720,000	6/22/2012	160,000	160,000
Intermec Technologies Corp Inc	Cedar Rapids	Linn	12-130	IVF-RIIF	14,087,500	7/21/2011	1,500,000	
Iowa Fertilizer Co		Lee	12-130	IVF-RIIF	1,268,000,000	2/17/2012	1,610,000	
Land O Lakes Inc	Fort Dodge	Webster	12-130	IVF-RIIF	1,119,580	10/20/2011	200,000	200,000
Link Snacks Inc	Underwood		12-130	IVF-RIIF	9,382,931	10/20/2011	40,000	40,000
Metal Tech Industries	Iowa Falls		12-100	IVF-RIIF	2,382,000	1/20/2012	45,000	
Mobile Track Solutions Inc	Elkader		12-130	IVF-RIIF	2,747,625	4/20/2012	100,000	100,000
New Horizon Cuisine	Ankeny	Polk	12-VAC	IVF-RIIF	1,630,000	7/21/2011	259,000	259,000
Raining Rose Inc	Cedar Rapids	Linn	12-130	IVF-RIIF	10,438,885	8/18/2011	100,000	100,000
Rembrandt Enterprises	Rembrandt		12-VAC	IVF-RIIF	3,650,000	8/18/2011	100,000	100,000
Rives Audio Inc	Coralville	Johnson	12-EC	IVF-RIIF	0	10/20/2011	12,000	4,659
Rural Soluxions LLC	Ames	Story	12-100	IVF-RIIF	95,000	8/18/2011	95,000	54,000
Sabre Communications	Sioux City		12-100	IVF-RIIF	25,470,955	3/26/2012	960,000	
Solum Inc	Ames		12-130	IVF-RIIF	2,140,000	6/22/2012	100,000	
StartUp City-Des Moines	Des Moines	Polk	12-OT	IVF-RIIF	0	9/15/2011	250,000	250,000
Submittal Exchange	West Des Moines		12-130	IVF-RIIF	46,000	5/18/2012	150,000	150,000

Tactical 8 Technologies	Des Moines		12-130	IVF-RIIF	209,320	1/20/2012	120,000	
Tactical 8 Technologies	Cedar Falls		12-100	IVF-RIIF	75,000	2/17/2012	45,000	
TEC Industries	Orange City		12-130	IVF-RIIF	11,856,465	6/22/2012	1,500,000	1,500,000
Thesis Chemistry LLC	Nevada	Story	12-130	IVF-RIIF	55,550,000	11/18/2011	500,000	
Toro Company	Ankeny		12-130	IVF-RIIF	500,000	4/20/2012	25,000	
U of I Research Park	Iowa City	Johnson	12-IC	IVF-RIIF	3,914,818	10/20/2011	331,854	331,854
Wacker Chemical Corp			12-130	IVF-RIIF	7,706,860	11/18/2011	150,000	75,000
Wapsie Valley Creamery Inc	Independence		12-VAC	IVF-RIIF	991,186	10/20/2011	100,000	100,000
Weeks & Leo	Clive		12-130	IVF-RIIF	1,520,000	4/20/2012	40,000	
Zero Energy Systems LLC	Coralville	Johnson	12-EC	IVF-RIIF	6,980,000	7/21/2011	250,000	250,000
							17,939,052	8,428,513

	<u>Obligated</u>	<u>Expended</u>	<u>Purpose</u>
State Parks	300,000	122,133	Providing support for various state park projects
Cultural Trust	300,000	300,000	Community Cultural grants at DCA
Regents Institutions	1,500,000	1,500,000	Technology Commercialization & business growth.
Community Colleges	2,100,000	2,100,000	Job Training at Iowa's community colleges
Regional Financial Assistance	300,000	300,000	Regional marketing grants
Targeted Industries	1,650,000	1,650,000	Demonstration Fund start up grants to businesses
Targeted Small Business	300,000	300,000	Funding for targeted small business financial assistance

IDED Program Financial Assistance: HQC

Company Name	Location	County	Contract #	Funding source	Capital Investment	Award Date	Total Award Amt	Expended
American Natural Processors, Inc.	Galva		13-HQJDF	RIIF	2,492,500	2/22/2013	100,000	100,000
Black Cat Blades	DeWitt		13-HQC	RIIF	3,605,000	8/17/2012	250,000	
Cambrex Inc	Charles City		13-HQC	RIIF	17,000,000	8/17/2012	368,000	
Danisco US Inc.	Cedar Rapids		13-HQJDF	RIIF	19,850,000	6/21/2013	55,000	
Design Mill, Inc.	Dubuque		13-HQJDF	RIIF	753,579	6/21/2013	80,000	80,000
Exide Technologies	Harlan		13-HQC	RIIF	4,000,000	7/20/2012	360,000	
Hagie Manufacturing Company	Clarion		13-HQJDF	RIIF	19,500,000	4/23/2013	850,000	
Harbor Group	Sioux Center		13-HQC	RIIF	1,510,000	10/19/2012	225,000	225,000
HF Chlor Alkali, LLC	Eddyville		13-HQJDF	RIIF	131,577,601	1/18/2013	75,000	
Iowa Drying & Processing	Sibley		13-HQC	RIIF	1,310,000	10/19/2012	150,000	
MSI Mold Builders Inc	Cedar Rapids		13-HQC	RIIF	5,627,180	9/21/2012	144,000	
Northern Iowa Die Casting	Lake Park		13-HQJDF	RIIF	2,777,170	6/21/2013	60,000	60,000
Ohler Pump	Janesville		13-HQC	RIIF	595,000	10/19/2012	36,000	
Outcomes Inc	West Des Moines		13-HQC	RIIF	2,175,000	8/17/2012	150,000	
Port Neal Corporation (CF Industries)	Sioux City		13-HQC	RIIF	368,000,000	9/27/2012	1,500,000	
RuffaloCODY, LLC	Cedar Rapids		13-HQJDF	RIIF	700,000	1/18/2013	425,000	425,000
Sedgwick Claims Mgt	Coralville		13-HQC	RIIF	4,494,400	8/17/2012	368,000	368,000
Simonsen Iron Works	Spencer		13-HQC	RIIF	845,000	12/27/2012	200,000	
Submittal Exchange	West Des Moines		13-HQC	RIIF	289,100	12/27/2012	500,000	
Unverferth Mfg	Shell Rock		13-HQC	RIIF	5,920,000	9/21/2012	200,000	200,000
Zinpro Corporation	Shell Rock		13-HQJDF	RIIF	21,136,600	1/18/2013	320,000	
							6,416,000	1,458,000

	<u>Obligated</u>	<u>Expended</u>	<u>Purpose</u>
Laborsheds	275,000	257,040	Laborshed wage rate research
Marketing	2,800,000	2,389,290	National marketing campaign
Regions	200,000	110,432	Regional Marketing grants
Innovation & Commercialization	800,000	800,000	Technology Commercialization & business growth.
Entrepreneurial Asst Program	200,000	200,000	TA support for accelerators

IDED Program Financial Assistance: HQC

Company Name	Location	County	Contract #	Funding source	Capital Investment	Award Date	Total Award Amt	Expended
American Packaging Corporation	Story City		14-HQJDF	HQC-SWJC Fund	8,656,500	5/16/2014	62,500	
Castel Metal, Inc. (Kasteel Metal B.V.)	Pella		14-HQJDF	HQC-SWJC Fund	3,245,000	7/19/2013	200,000	
ConnectFive, Inc.	Coralville		14-HQJDF	HQC-SWJC Fund	195,000	12/20/2013	75,000	
Gary W. Clem, Inc. d/b/a Almaco	Nevada		14-HQJDF	HQC-SWJC Fund	1,340,000	2/21/2014	150,000	
General Mills Cereals Properties, LLC	Cedar Rapids		14-HQJDF	HQC-SWJC Fund	47,180,000	1/17/2014	200,000	
Gott Ice Cream? LLC	Tipton		14-HQJDF	HQC-SWJC Fund	820,000	5/16/2014	125,000	125,000
IP Pathways, LLC	Urbandale		14-HQJDF	HQC-SWJC Fund	825,000	4/18/2014	240,000	240,000
Jacobson Warehouse Company, Inc.	Clive		14-HQJDF	HQC-SWJC Fund	2,200,000	9/20/2013	250,000	250,000
JEDA Polymers, LLC	Dyersville		14-HQJDF	HQC-SWJC Fund	3,282,500	3/28/2014	120,000	
Lewis Machine & Tool Co.	Davenport		14-HQJDF	HQC-SWJC Fund	3,600,000	10/18/2013	550,000	
Owen Industries, Inc.	Carter Lake		14-HQJDF	HQC-SWJC Fund	33,663,000	1/17/2014	50,000	
Polaris Industries, Inc.	Milford		14-HQJDF	HQC-SWJC Fund	10,000,000	5/16/2014	300,000	
Progressive Processing, LLC	Dubuque		14-HQJDF	HQC-SWJC Fund	34,400,000	11/22/2013	240,000	240,000
Rembrandt Enterprises, Inc.	Spirit Lake		14-HQJDF	HQC-SWJC Fund	3,200,000	9/20/2013	210,000	
Rockfarm Holdings, Inc.	Dubuque		14-HQJDF	HQC-SWJC Fund	2,179,000	2/21/2014	336,000	336,000
The Lauridsen Group, Inc.	Ankeny		14-HQJDF	HQC-SWJC Fund	4,108,200	10/18/2013	320,000	320,000
Transco Railway Products, Inc.	Oelwein		14-HQJDF	HQC-SWJC Fund	7,950,000	6/20/2014	80,000	80,000
WebFilings, LLC	Ames		14-HQJDF	HQC-SWJC Fund	15,500,000	10/18/2013	5,000,000	2,000,000
							8,508,500	3,591,000

	<u>Obligated</u>	<u>Expended</u>	<u>Purpose</u>
Laborsheds	275,000	194,113	Laborshed wage rate research
Mainstreet Iowa Grants	1,000,000	310,875	Infrastructure projects in Mainstreet communities
Regions	200,000	0	Regional Marketing grants
Innovation & Commercialization	5,000,000	5,000,000	Technology Commercialization & business growth.
Entrepreneurial Asst Program	200,000	200,000	TA support for accelerators

IDED Program Financial Assistance: HQC

Company Name	Location	County	Contract #	Funding source	Capital Investment	Award Date	Total Award Amt	Expended
New Heaven Chemicals, Inc. subsidiary of TSS Group	Manly		15-HQJDF	HQC-SWJCFund	8,850,000	7/18/2014	128,000	0
Express Logistics, Inc.	Waukee		15-HQJDF	HQC-SWJCFund	1,128,300	8/22/2015	130,000	0
Grace Engineered Products, Inc.	Davenport		15-HQJDF	HQC-SWJCFund	2,710,000	8/22/2015	30,000	0
Transco Railway Products, Inc.	Oelwein		15-HQJDF	HQC-SWJCFund	10,825,640	8/22/2015	155,000	0
Kunkel & Associates, Inc.	Dubuque		15-HQJDF	HQC-SWJCFund	2,400,000	10/17/2014	128,000	0
Swiss Valley Farms Cooperative	Luana/Monona		15-HQJDF	HQC-SWJCFund	20,621,340	11/21/2014	465,000	0
Ag Processing Inc. a Cooperative	Sergeant Bluff		15-HQJDF	HQC-SWJCFund	89,100,000	12/19/2014	152,000	0
Apache Hose & Belting Company, Inc.	Cedar Rapids		15-HQJDF	HQC-SWJCFund	7,310,000	12/19/2014	75,000	0
Simonsen Iron Works	Spencer		15-HQJDF	HQC-SWJCFund	3,000,000	12/19/2014	300,000	0
Federal-Mogul Ignition Company	Burlington		15-HQJDF	HQC-SWJCFund	925,000	1/16/2015	100,000	0
							1,663,000	0

	<u>Obligated</u>	<u>Expended</u>	<u>Purpose</u>
Laborsheds	275,000	35,906	Laborshed wage rate research
Mainstreet Iowa Grants	1,000,000	0	Infrastructure projects in Mainstreet communities
Regions	200,000	0	Regional Marketing grants
Innovation & Commercialization	5,000,000	5,000,000	Technology Commercialization & business growth.

IOWA DEPARTMENT OF ECONOMIC DEVELOPMENT INFRASTRUCTURE REPORT						
Appropriation Name:	Regional FerryBoat Study		Other Revenue Sources	O/R Amount	Project Description	Actual/Est. Completion Date
	Appropriated Amount:	60,000	Federal Grant	236,000	Awarded to Louisa County for costs associated with an environmental assessment and cultural/historical impacts related to the establishment of a regional ferryboat service between Iowa and Illinois.	Completed
	Obligated Amount:	60,000	State of Illinois	40,000		
	Expended Amount:	53,470				
Appropriation Name:	Special Olympics					
	Appropriated Amount:	500,000	In-Kind (Volunteer Hours)	500,000	Funds awarded to the City of Ames and the Ames Convention and Visitors Bureau for costs associated with hosting the National Special Olympics during 2006.	Completed
	Obligated Amount:	500,000				
	Expended Amount:	500,000				
			Total Project Revenue	1,000,000		
Appropriation Name:	Federal Enterprise Zone					
	Appropriated Amount:	500,000	City of Sioux City	3,380,000	Award made to the City of Sioux City for assistance in the KD Station demolition project.	Completed
	Obligated Amount:	500,000				
	Expended Amount:	500,000				
Appropriation Name:	Accelerated Career Education Infrastructure					
	Appropriated Amount:	5,500,000				
	Obligated Amount:	5,499,988				
	Expended Amount:	5,499,988				
	Community College	Award Amount	Expended Amount			
	NEICC	366,666	366,666		Construct new building for Gas Utility Technology Program.	Completed
	ILCC	366,666	366,666		Remodel and expand nursing and science laboratory space.	Completed
	NWCC	422,221	422,221		Expand current health care building for classroom and lab space.	Completed
	ICCC	180,000	180,000		Remodel and add to existing Maintenance Electrician space.	Completed
	IVCC	366,666	366,666		Build biotechnology laboratory.	Completed
	HCC	422,221	422,221		Renovation of 5th floor Cedar Valley Tech Exploring Careers Cluster.	Completed
	KCC	366,666	366,666		Remodel of Lin Hall to support new Healthcare Simulation Tech Ctr.	Completed
	DMACC	422,221	422,221		Renovate building at Newton campus for additional Healthcare students.	Completed
	WIT	366,666	366,666		Remodel and expand their Mechanical Technologies Center.	Completed
	IWCC	366,666	366,666		Construct facility for Advanced Placement AA Degree for Nursing.	Completed
	SWCC	422,221	422,221		Construct/renovate Health and Science Center for nursing.	Completed
	IHCC	422,221	422,221		Construct facility in Ottumwa to accomodate expanded nursing program.	Completed
	SECC	422,221	422,221		New Constructional Trades Building.	Completed
	EICC	366,666	366,666		Build a new welding lab and remodel existing lab in to classroom space.	Completed
	ICCC	220,000	220,000		Remodel existing building for Transportation Technology Program.	Completed
	Subtotal	5,499,988	5,499,988			
Appropriation Name:	Community Attraction & Tourism Development					
	Appropriated Amount:	5,000,000				
	Obligated Amount:	5,000,000				
	Expended Amount:	5,000,000				

FY06 Appropriations

IOWA DEPARTMENT OF ECONOMIC DEVELOPMENT							
INFRASTRUCTURE REPORT							
							Actual/Est.
Grantee	Award Amount	Expended Amt.					
City of Storm Lake	250,000	250,000	City, County & Private	26,874,683	Construction of an indoor/outdoor water park hotel and convention center.		Completed
City of Bettendorf	3,000,000	3,000,000	City, County & Private	52,680,800	Build a convention facility on the river.		Completed
City of Maquoketa	490,345	490,345	City, County & Private	3,668,403	Funds for a new recreation center.		Completed
City of North Liberty	750,000	750,000	City, County & Private	2,365,000	Trail development around existing waterway, pedestrian bridges, waterfall, fountains, lighting and benches.		Completed
Oelwein	509,655	509,655	City, County & Private	7,916,843	New library and downtown streetscaping.		Completed
	Subtotal	5,000,000					
Appropriation Name: Brownfield Redevelopment Program							
	Appropriated Amount:	500,000					
	Obligated Amount:	491,000					
	Expended Amount:	250,000					
Recipient	Award Amount	Expended Amt					
City of Corning	16,000	0					Rescinded
City of Council Bluffs	75,000	0					Rescinded
City of Marion	150,000	150,000	EPA, City, Rec Trails prog	1,440,000	Site acq clean-up/redevelopment to greenspace & recreational trails.		Completed
Nestle Purina	250,000	250,000	State, Local & Private	1,980,000	Site remediation		Completed
	Subtotal	491,000					

IOWA DEPARTMENT OF ECONOMIC DEVELOPMENT						
INFRASTRUCTURE REPORT						
Appropriation Name:	Intermodal Study		Other Revenue Sources	O/R Amount	Project Description	Actual/Est. Completion Date
	Appropriated Amount:	80,000			For costs associated with the enhancement and promotion of transportation or economic development within the jurisdiction of a port authority. (SE Iowa Regional Economic & Port Authority)	Completed
	Obligated Amount:	80,000				
	Expended Amount:	80,000				
Appropriation Name:	Accelerated Career Education Infrastructure					
	Appropriated Amount:	5,500,000				
	Obligated Amount:	5,499,990				
	Expended Amount:	5,133,324				
	Community College	Award Amount	Expended Amount			
	NEICC	366,666	366,666		New building for Gas Utility Technology Program.	
	ILCC	366,666	366,666		Construction project for new Wind Energy & Turbine Program.	Completed
	NWCC	366,666	366,666		Dedicated building space for Biotechnical Lab Technician program.	Completed
	ICCC	366,666	366,666		Construct facility to house Biofuels Technology program.	Completed
	IVCC	366,666	366,666		New building for Welding Pathways program.	Completed
	HCC	366,666			Construct and equip lab at Adv Mfg & Industrial Trade Center.	
	EICC	366,666	366,666		New welding lab and convert old lab to classroom space.	Completed
	KCC	366,666	366,666		Addition to Lin Hall to support nursing program.	Completed
	DMACC	366,666	366,666		New building to house surgical technician and other programs.	Completed
	WIT	366,666	366,666		Expand and remodel building for Transportation Technician program.	Completed
	IWCC	366,666	366,666		Construct facility for Advanced Placement AA Degree Nursing.	Completed
	SWCC	366,666	366,666		Remodel building for Ag Production Technology Program.	Completed
	IHCC	366,666	366,666		Construct building on Ottumwa campus for healthcare programs	Completed
	SECC	366,666	366,666		New building for expanded welding program.	Completed
	NIACC	366,666	366,666		Remodel and add classroom space for Industrial Welding program.	Completed
	Subtotal	5,499,990	5,133,324			
Appropriation Name:	Community Attraction & Tourism Development					
	Appropriated Amount:	5,000,000				
	Obligated Amount:	5,000,000				
	Expended Amount:	4,975,304				
	Grantee	Award Amount	Expended Amt.			
	City of Coralville	930,000	930,000	City, County & Private	13,138,090	Expand and renovate city's public library.
	City of Des Moines	250,000	250,000	City, County & Private	4,756,600	Renovation of the Principal Park baseball stadium.
	City of Cherokee	200,000	200,000	City, County & Private	3,200,000	Gillette Park renovation and Cherokee Family Aquatic Center.
	City of Waukon	650,000	650,000	City, County & Private	2,500,000	Construction of a wellness center.
	Drake University	500,000	500,000	County & Private	9,338,337	Renovation of Drake University Stadium.
	Gooseberry Lake	Rescinded		City, County & Private	0	Development of a 565 acre lake to provide outdoor recreation, water supply, tourism, fishing, hunting, hiking and watching wildlife.
	Sioux County Region	1,000,000	1,000,000	City, County & Private	7,459,844	Construct a new public library complete with technology, cultural and education programs.
	Iowa County	244,000	244,000	County & Private	1,455,620	Restore historic streetscape with ADA compliant sidewalks and pedestrian routes.
	Buffalo Bill Museum	250,000	250,000	City, County & Private	500,000	Construction of a festival hall to enclose the Lone Star Steamer.

FY07 Appropriations

IOWA DEPARTMENT OF ECONOMIC DEVELOPMENT							
INFRASTRUCTURE REPORT							
							Actual/Est.
	City of Eagle Grove	100,000	100,000	City, County & Private	2,895,066	Funding for a new aquatic center.	Completed
	City of Clermont	225,000	225,000	City, County & Private	425,000	Streetscape and park improvements plus renovation of the Clermont Opera House.	Completed
	Waverly Health Center	250,000	250,000	City, County & Private	747,163	Garden conservatory atop the Health Care Center for the performing arts, and serve as a respite for the Center's patients and their families.	Completed
	City of Diagonal	34,000	34,000	City, County & Private	34,333	Relocation of a 100 year old steel truss, steel pin connected bridge to link outdoor recreation components of park.	Completed
	Keokuk County Cons Board	360,000	335,304	City, County & Private	5,037,105	Construct 5 cabins in Belva Deer recreation Area	Completed
	City of Decorah	7,000	7,000	City, County & Private	3,179,300	Central trail loop around city	Completed
	Subtotal	5,000,000	4,975,304				
Appropriation Name: Brownfield Redevelopment Program							
	Appropriated Amount:		500,000				
	Obligated Amount:		400,000				
	Expended Amount:		400,000				
	Recipient	Award Amount	Expended Amt				
	City of Clinton	100,000	0			Rescinded	
	City of Coralville	50,000	50,000	Local funds	1,377,000	Site acq; clean up; redevelopment of Scheetz property in Coralville	Completed
	City of Oelwein	100,000	100,000	Local funds	2,759,000	Site acquisition of the former Iowa Motors property	Completed
	City of Waterloo	150,000	150,000	Local funds	647,000	Redevelopment of former Chamberlain Mft corporate site.	Completed
	City of Sioux City	100,000	100,000	Local funds	1,400,000	Redevelopment of West End downtown area.	Completed
	Subtotal	500,000	400,000				

IOWA DEPARTMENT OF ECONOMIC DEVELOPMENT						
INFRASTRUCTURE REPORT						
Appropriation Name:				Other Revenue Sources	O/R Amount	Actual/Est. Completion Date
Appropriation Name:	Accelerated Career Education Infrastructure					
	Appropriated Amount:		5,500,000			
	Obligated Amount:		5,499,990			
	Expended Amount:		4,995,037			
	Community College	Award Amount	Expended Amount			
	DMACC	366,666	366,666			Construction of building for surgical technician program Completed
	ICCC	366,666	366,666			New Science Center for biotechnology program. Completed
	ILCC	366,666	366,666			Expand Wind Energy and Turbine Technology program Completed
	IWCC	366,666	366,666			Construct new Culinary Arts classroom and lab Completed
	KCC	366,666	366,666			Build Center for Advanced Medical Simulation (SimTec) Completed
	NEICC	366,666	366,666			Add 2 classrooms, labs and office space for Chemical Technology Program Completed
	NWCC	366,666	366,666			Add classroom and other space for Biotechnical Lab Technician Program Completed
	SECC	366,666	366,666			Build 8000 sf facility for Welding Technology Program Completed
	SWCC	366,666	366,666			Remodel and add space to existing building for classrooms and labs Completed
	NIACC	366,666	228,379			Industrial welding program classroom space Completed
	IVCC	366,666				Industrial maintenance program classroom space Completed
	WIT	366,666	366,666			Transportation Technology classroom Completed
	IHCC	366,666	366,666			Rural Health Education space Completed
	EICC	366,666	366,666			Pre-engineering program classroom Completed
	NEICC	366,666	366,666			Chemical Technology classroom expansion Completed
	Subtotal	5,499,990	4,995,037			
Appropriation Name:	Community Attraction & Tourism Development					
	Appropriated Amount:		5,000,000			
	Obligated Amount:		5,000,000			
	Expended Amount:		5,000,000			
	Grantee	Award Amount	Expended Amt.			
	City of Decorah	500,000	500,000	City, County & Private	3,279,300	Trail project around the city of Decorah Completed
	Marshalltown Public Library	600,000	600,000	City, County & Private	8,474,126	Construction of new library in downtown Marshalltown. Completed
	City of Waterloo	500,000	500,000	City, County & Private	3,772,917	Develop exposition area and public market building in downtown Waterloo Completed
	Civic Center of DSM	615,000	615,000	City, County & Private	5,855,828	Renovation of the Civic Center of Des Moines. Completed
	Winnishiek Co Conservation	450,000	450,000	City, County & Private	1,153,668	Completion of the Prairie Farmer Touris Trail. Completed
	City of Riverton	97,000	97,000	City, County & Private	119,702	Construction of a multi-function community building. Completed
	City of Osage	800,000	800,000	City, County & Private	10,443,285	For the Cedar River Recreation & Fine Arts Complex Completed
	Guthrie County	150,000	150,000	City, County & Private	384,440	Construction of new grandstand and facility for Guthrie Co Fairgrounds Completed
	MidAmerica Trans Museum	700,000	643,000	City, County & Private	1,392,333	New aviation and transportation museum Completed
	City of Des Moines	275,000	275,000	City, County & Private	2,087,300	Completion of the Ingersoll Avenue Streetscape Phase 1 Completed
	City of Grundy Center	100,000	100,000	City, County & Private	2,966,000	Grundy Center Aquatic Center Completed
	City of Creston	50,000	50,000	City, County & Private	331,949	Construction of the skatepark in McKinley park Completed
	City of Grinnell	150,000	150,000	City, County & Private	6,750,000	New library and adjoining parking lot Completed
	Shell Rock Devmt Corp	70,000	70,000	City, County & Private	194,000	McCague Park enhancements. Completed
	Subtotal	5,057,000	5,000,000			

IOWA DEPARTMENT OF ECONOMIC DEVELOPMENT						
INFRASTRUCTURE REPORT						
						Actual/Est.
Appropriation Name: Brownfield Redevelopment Program						
	Appropriated Amount:		500,000			
	Obligated Amount:		500,000			
	Expended Amount:		284,664			
	Recipient	Award Amount	Expended Amt			
	AMVC Cares	25,000	25,000	Private	113,000	Hamlin Iron & Salvage site clean up
	City of Cedar Rapids	200,000	200,000			
	City of Sioux City	100,000	100,000	Local	143,000	KD Station site clean up
	City of Waterloo	175,000	175,000	Local	2,900,000	Clean up of Chamberlin Mfg site
	Subtotal	500,000	500,000			
Appropriation Name: Regional Sports Authorities						
	Appropriated Amount:		500,000			
	Obligated Amount:		500,000			
	Expended Amount:		500,000			
	Recipient	Award Amount	Expended Amt			
	Cedar Valley Sports & Ent	50,000	50,000			Enhance sales and marketing for specific sporting events. Completed
	Council Bluffs Area CVB	50,000	50,000			Enhance sales and marketing for specific sporting events. Completed
	Ames CVB	50,000	50,000			Enhance sales and marketing for specific sporting events. Completed
	Dubuque CVB	50,000	50,000			Enhance sales and marketing for specific sporting events. Completed
	Fort Dodge CVB	50,000	50,000			Enhance sales and marketing for specific sporting events. Completed
	Greater Des Moines CVB	50,000	50,000			Enhance sales and marketing for specific sporting events. Completed
	la City/Coralville CVB	50,000	50,000			Enhance sales and marketing for specific sporting events. Completed
	Mason City CVB	50,000	50,000			Enhance sales and marketing for specific sporting events. Completed
	Muscatine CVB	50,000	50,000			Enhance sales and marketing for specific sporting events. Completed
	Sioux City Sports Authority	50,000	50,000			Enhance sales and marketing for specific sporting events. Completed
	Subtotal	500,000	500,000			
Appropriation Name: Community College Equip/Training Funds (Targeted Industries)						
	Appropriated Amount:		900,000			
	Obligated Amount:		900,000			
	Expended Amount:		900,000			
	Recipient	Award Amount	Expended Amt			
	Iowa Dept of Education	900,000	900,000			IDOE acting as fiscal agent for the Community College program "Project Lead the Way"
Appropriation Name: Workforce Training Economic Development Fund (community colleges)						
	Appropriated Amount:		2,000,000			
	Obligated Amount:		2,000,000			
	Expended Amount:		2,000,000			
	Recipient	Award Amount	Expended Amt			
	Community College Training Projects	2,000,000	2,000,000			Funds used for various training projects in the targeted industries, alternative energy, health care, etc.

IOWA DEPARTMENT OF ECONOMIC DEVELOPMENT						
INFRASTRUCTURE REPORT						
Appropriation Name:	Central Iowa Expo		Other Revenue Sources	O/R Amount	Project Description	Actual/Est. Completion Date
	Appropriated Amount:	250,000			For costs associated with developing a permanent facility for the Farm	Completed
	Obligated Amount:	250,000			Progress show.	
	Expended Amount:	250,000				
Appropriation Name:	Lincoln HS Community Center					
	Appropriated Amount:	100,000			Construction of a community center	Reverted
	Obligated Amount:	100,000				
	Expended Amount:	0				
Appropriation Name:	Accelerated Career Education Infrastructure					
	Appropriated Amount:	5,500,000				
	Obligated Amount:	5,499,310				
	Expended Amount:	5,129,374				
	Community College	Award Amount	Expended Amount			
	SECC	408,334	408,334		Facilities for Welding Technology program expansion	
	EICC	500,000	500,000		Facilities for Laboratory Technician program expansion	Completed
	SWCC	375,000	375,000		Facilities for Welding Technology program expansion	Completed
	IVCC	366,666	363,396		Facilities for Automotive Technology Program expansion	Completed
	NCC	366,666			Facilities for Heavy Equip Operation & Maint program expansion	
	DMACC	480,000	480,000		Facilities for Mortuary Science program expansion	Completed
	KCC	366,666	366,666		Facilities for Nursing program expansion	Completed
	WIT	278,995	278,995		Facilities for Industrial Maint Technology program expansion	Completed
	IWCC	278,995	278,995		Facilities for Nursing program expansion	Completed
	IHCC	278,995	278,995		Facilities for AA degreee nursing program expansion	Completed
	ICCC	278,995	278,995		Facilities for Welding Technology program expansion	Completed
	ILCC	366,666	366,666		Facilities for Construction technology program expansion	Completed
	HCC	366,666	366,666		Facilities for Physical Therapy Assistant program expansion	Completed
	NIACC	420,000	420,000		Facilities for Electromechanical Systems Tech program Expansion	Completed
	NICC	366,666	366,666		Facilities for Electromechanical Systems Tech program Expansion	Completed
	Subtotal	5,499,310	5,129,374			

IOWA DEPARTMENT OF ECONOMIC DEVELOPMENT							
INFRASTRUCTURE REPORT							
							Actual/Est.
Appropriation Name:	Community Attraction & Tourism Development						
	Appropriated Amount:		10,100,000				
	Obligated Amount:		10,100,000				
	Expended Amount:		10,100,000				
	Grantee	Award Amount	Expended Amt.				
	City of Washington	500,000	500,000	City, County & Private	4,826,046	Construction of a new library facility	Complete
	City of Coon Rapids	1,700,000	1,700,000	City, County & Private	5,035,682	Trail development, visitor center and streetscaping	Complete
	City of Stuart	545,000	545,000	City, County & Private	1,932,567	Rehab of existing building for a community cultural center	Complete
	Ellsworth Community College	400,000	400,000	City, County & Private	2,905,400	Construction of arena with equine center	Complete
	City of Missouri Valley	112,500	112,500	City, County & Private	362,932	Restoration of Ottaway Steam Train and museum	Complete
	Appanoose All Play Inc	95,000	95,000	City, County & Private	788,932	Construction of soccer and softball fields and classroom, concession, etc.	Complete
	Algona Family YMCA	300,000	300,000	City, County & Private	3,336,000	Addition of 18K sf for pool, nursery, fitness center, etc	Complete
	Shelby County	500,000	500,000	City, County & Private	4,825,000	Construction of a new wellness center	Complete
	City of Logan	100,000	100,000	City, County & Private	2,030,000	New aquatic center	Complete
	City of Carroll	100,000	100,000	City, County & Private	4,018,000	New aquatic center	Complete
	City of Garner	335,000	335,000	City, County & Private	3,185,744	Construction of Veterans Memorial Recreation Center	Complete
	City of Spencer	250,000	250,000	City, County & Private	1,710,242	Enhancement and restoration of Grand Avenue boulevards	Complete
	City of Wellsburg	62,500	62,500	City, County & Private	693,910	Construction of new library	Complete
	Sac Co Conservation Board	160,000	160,000	City, County & Private	440,000	New park facility incl classroom, exhibit area, meeting room, etc	Complete
	Winnebago Historical Society	60,000	60,000	City, County & Private	253,479	New buildings for steam engines, museum.	Complete
	Dubuque Comm Ice & Rec	337,500	337,500	City, County & Private	2,942,612	Construction of new community ice skating center	Complete
	Felix Adler Memorial Assoc	325,000	325,000	City, County & Private	325,000	Relocate the Felix Adler Childrens Discovery Center	Complete
	Polk Co Conservation Board	875,000	875,000	City, County & Private	10,740,432	Construction of 25 miles of rail to trail conversion	Complete
	City of Birmingham	45,000	45,000	City, County & Private	107,350	Construction of new shelter facility in park	Complete
	City of Wilton	200,000	200,000	City, County & Private	2,559,940	Construction of new Wilton Public Library and Community Center	Complete
	City of Salem	250,000	250,000	City, County & Private	584,000	Construction of new library	Complete
	Northwest Ia Community College	1,100,000	1,100,000	City, County & Private	5,038,134	Construction of new learning and recreation center	Complete
	Iowa Co Conservation Board	428,000	428,000	City, County & Private	679,166	Construction of Lake Iowa nature center	Complete
	City of Red Oak	420,000	420,000	City, County & Private	1,626,765	Red Oak Carnegie Libray expansion & renovation	Complete
	Greenfield Community Found.	180,000	180,000	City, County & Private	299,264	Outdoor sports complex	Complete
	World Food Prize Found	719,500	719,500	City, County & Private	20,240,930	Renovation of former Des Moines Library building	Complete
	Subtotal	10,100,000	10,100,000				
Appropriation Name:	Brownfield Redevelopment Program						
	Appropriated Amount:		500,000				
	Obligated Amount:		500,000				
	Expended Amount:		345,083				
	Recipient	Award Amount	Expended Amt				
	City of Waterloo	215,000	60,083	Local funds			
	City of Maquoketa	85,000	85,000	Local funds			
	City of Oelwein	100,000	100,000	Local funds			
	City of Perry	100,000	100,000	Local funds	413,000	Milwaukee railroad site	
	Subtotal	500,000	345,083				

IOWA DEPARTMENT OF ECONOMIC DEVELOPMENT					
INFRASTRUCTURE REPORT					
					Actual/Est.
Appropriation Name		Regional Sports Authorities			
	Appropriated Amount:		500,000		
	Obligated Amount:		500,000		
	Expended Amount:		500,000		
Recipient	Award Amount	Expended Amt			
Waterloo CVB	50,000	50,000			Enhance sales and marketing for specific sporting events.
Council Bluffs Area CVB	50,000	50,000			Enhance sales and marketing for specific sporting events.
Ames CVB	50,000	50,000			Enhance sales and marketing for specific sporting events.
Dubuque CVB	50,000	50,000			Enhance sales and marketing for specific sporting events.
Fort Dodge CVB	50,000	50,000			Enhance sales and marketing for specific sporting events.
Greater Des Moines CVB	50,000	50,000			Enhance sales and marketing for specific sporting events.
Quad Cities CVB	50,000	50,000			Enhance sales and marketing for specific sporting events.
Mason City CVB	50,000	50,000			Enhance sales and marketing for specific sporting events.
Cedar Rapids Area CVB	50,000	50,000			Enhance sales and marketing for specific sporting events.
Sioux City Sports Authority	50,000	50,000			Enhance sales and marketing for specific sporting events.
	500,000	500,000			
Appropriation Name		Community College Equip/Training Funds (Targeted Industries)			
	Appropriated Amount:		900,000		
	Obligated Amount:		900,000		
	Expended Amount:		869,029		
Recipient	Award Amount	Expended Amt			
Iowa Dept of Education	900,000	869,029			IDOE acting as fiscal agent for the Community College program "Intermediary Networks".
Appropriation Name:		Workforce Training Economic Development Fund (community colleges)			
	Appropriated Amount:		2,000,000		
	Obligated Amount:		2,000,000		
	Expended Amount:		2,000,000		
Recipient	Award Amount	Expended Amt			
Community College Training Projects	2,000,000	2,000,000			Funds used for various training projects in the targeted industries, alternative energy, health care, etc.

FY10
Appropriations

IOWA DEPARTMENT OF ECONOMIC DEVELOPMENT						
INFRASTRUCTURE REPORT						
Appropriation Name:	City of Seymour	Other Revenue Sources	O/R Amount	Project Description	Actual/Est.	Completion Date
	Appropriated Amount:		50,000	Asbestos abatement		
	Obligated Amount:		50,000			
	Expended Amount:		50,000			
Appropriation Name:	AAU Junior Olympics					
	Appropriated Amount:		200,000	Hosting of national event		
	Obligated Amount:		200,000			
	Expended Amount:		200,000			
Appropriation Name:	Warren Co Junvenile Courthouse					
	Appropriated Amount:		100,000	Renovation of county building		
	Obligated Amount:		100,000			
	Expended Amount:		100,000			
Appropriation Name:	Muscatine Fire Station					
	Appropriated Amount:		200,000	Fire station improvements		
	Obligated Amount:		200,000			
	Expended Amount:		200,000			
Appropriation Name:	City of Stratford					
	Appropriated Amount:		10,000	Improvements to community center		
	Obligated Amount:		10,000			
	Expended Amount:		10,000			
Appropriation Name:	Accelerated Career Education Infrastructure - IJOBS					
	Appropriated Amount:		5,500,000			
	Obligated Amount:		5,499,990			
	Expended Amount:		4,924,120			
	Community College	Award Amount	Expended Amount			
	SECC	366,666	366,666	Expansion of web design facility		
	EICC	366,666	366,666	Construction of a new Science building.		
	SWCC	366,666	275,817	Health information technology bulding		Completed
	IVCC	366,666	366,666	Expansion of LPN classroom space		Completed
	NCC	366,666	0	Additional lab space for Diesel Technology program		Completed
	DMACC	366,666	366,666	Health care building classroom expansion		
	KCC	366,666	366,666	Health Care building		Completed
	WIT	366,666	366,666	Energy systems Tech facility		
	IWCC	366,666	366,666	Expansion of dental hygienist space		Completed
	IHCC	366,666	366,666	Expansion of AA Nursing facility		Completed
	ICCC	366,666	366,666	Diesel tech facility		Completed
	ILCC	366,666	366,666	Expansion of Green building classroom space		Completed
	HCC	366,666	366,666	Physical Therapy classroom expansion		
	NIACC	366,666	248,311	Facility for electromechanical EMST		
	NICC	366,666	366,666	Expansion of CNC machinist tech facility		
	Subtotal	5,499,990	4,924,120			

FY10
Appropriations

IOWA DEPARTMENT OF ECONOMIC DEVELOPMENT						
INFRASTRUCTURE REPORT						
						Actual/Est.
Appropriation Name:	Community Attraction & Tourism Development IJOBS					
	Appropriated Amount:	12,000,000				
	Obligated Amount:	12,000,000				
	Expended Amount:	11,957,918				
	Grantee	Award Amount	Expended Amt.			
	Algona	75,000	75,000	City, County & Private		Completed
	IVCC	200,000	200,000	City, County & Private		Completed
	Shelby County	675,000	675,000	City, County & Private		Completed
	City of Garner	335,000	335,000	City, County & Private		Completed
	City of Spencer	250,000	250,000	City, County & Private		Completed
	Dubuque Co Ice & Recreation	337,500	337,500	City, County & Private		Completed
	Polk Co Conservation Board	875,000	875,000	City, County & Private		Completed
	City of Postville	850,000	850,000	City, County & Private		Completed
	City of Wilton	250,000	250,000	City, County & Private		Completed
	Siouxland Historical RR Assoc	266,446	266,446	City, County & Private		Completed
	Mitchell & Howard Counties	650,000	650,000	City, County & Private		
	Edmundson Art Center	927,249	927,249	City, County & Private		Completed
	City of Grinnell	100,000	95,580	City, County & Private		
	World Food Prize	500,000	500,000	City, County & Private		Completed
	Siouxland Heritage Foundation	827,805	827,805	City, County & Private		Completed
	City of Rockwell	12,000	12,000	City, County & Private		Completed
	Fremont Co Historical Society	130,000	119,207	City, County & Private		Completed
	Galva Holstein CSD	350,000	350,000	City, County & Private		Completed
	Glenn Miller Birthplace Society	235,000	235,000	City, County & Private		Completed
	Dallas & Guthrie Co Cons Bd	400,000	400,000	City, County & Private		Completed
	Spencer Community Theatre	200,000	200,000	City, County & Private		Completed
	City of Williamsburg	400,000	400,000	City, County & Private		Completed
	Community Theater Bldg Corp	1,000,000	1,000,000	City, County & Private		Completed
	City of Belle Plaine	96,000	96,000	City, County & Private		Completed
	Fayette County	225,000	225,000	City, County & Private		Completed
	City of Dunkerton	98,000	98,000	City, County & Private		Completed
	Plymouth County	85,000	85,000	City, County & Private		Completed
	City of Fontanelle	50,000	50,000	City, County & Private		Completed
	City of Walcott	220,000	212,451	City, County & Private		Completed
	City of Buffalo Center	100,000	100,000	City, County & Private		Completed
	City of Orange City	922,000	922,000	City, County & Private		Completed
	City of Kalona	108,000	103,680	City, County & Private		Completed
	City of George	100,000	90,000	City, County & Private		Completed
	City of Sanborn	100,000	95,000	City, County & Private		Completed
	West Union Recreation Ctr	50,000	50,000	City, County & Private		Completed
	Subtotal	12,000,000	11,957,918			
Appropriation Name:	Brownfield Redevelopment Program					
	Appropriated Amount:	500,000				
	Obligated Amount:	311,475				
	Expended Amount:	308,968				
	Recipient	Award Amount	Expended Amt			
	1248 8th street	10,000	10,000	Local funds	1,100,000	Renovation of 8th street site in West Des Moines
	August Enterprises	1,475	1,238	Local funds	4,500	Carrollton site

FY10
Appropriations

IOWA DEPARTMENT OF ECONOMIC DEVELOPMENT							
INFRASTRUCTURE REPORT							
							Actual/Est.
	City of Belle Plaine	250,000	247,730	Local funds	2,172,000	Downtown development/clean up project	
	City of Perry	50,000	50,000	Local funds	580,000	Milwaukee railroad site	
	Subtotal	311,475	308,968				

FY10
Appropriations

IOWA DEPARTMENT OF ECONOMIC DEVELOPMENT							
INFRASTRUCTURE REPORT							
							Actual/Est.
Appropriation Name:		RECAT - IJOBS					
	Appropriated Amount:	10,000,000					
	Obligated Amount:	8,500,000					
	Expended Amount:	5,216,381					
	Recipient	Award Amount	Expended Amt				
	City of Waterloo	135,000	135,000				Completed
	City of Dubuque	1,230,000	1,230,000				Completed
	City of Council Bluffs	600,000	600,000				Completed
	City of Dubuque	2,250,000					
	Cedar Rapids	1,600,000	1,414,598				
	Scenic Byway	58,000					
	Guttenberg	300,000	105,884				
	Iowa City	1,600,000	1,320,972				
	Des Moines	113,542					
	Elkader	62,000	62,000				
	Spencer	171,000	171,000				
	Charles City	36,054	2,410				
	Waverly	78,000	55,737				
	Manchester	90,904					
	Pottawattamie CO	175,500	118,780				
		8,500,000	5,216,381				
Appropriation Name:		Workforce Training Economic Development Fund (community colleges)					
	Appropriated Amount:	2,000,000					
	Obligated Amount:	2,000,000					
	Expended Amount:	2,000,000					
	Recipient	Award Amount	Expended Amt				
	Community College						
	Training Projects	2,000,000	2,000,000				Funds used for various training projects in the targeted industries, alternative energy, health care, etc.
Appropriation Name:		Regional Sports Authorities					
	Appropriated Amount:	500,000					
	Obligated Amount:	500,000					
	Expended Amount:	495,706					
	Recipient	Award Amount	Expended Amt				
	Ames CVB	50,000	50,000	Local Group	25,000		Provide enhanced sales and marketing for specific sporting events.
	Cedar Rapids Area CVB	50,000	45,706	Local Group	25,000		Provide enhanced sales and marketing for specific sporting events.
	Council Bluffs Area Chamber	50,000	50,000	Local Group	25,000		Provide enhanced sales and marketing for specific sporting events.
	Dubuque Area CVB	50,000	50,000	Local Group	25,000		Provide enhanced sales and marketing for specific sporting events.
	Ft Dodge CVB	50,000	50,000	Local Group	25,000		Provide enhanced sales and marketing for specific sporting events.
	Greater DSM CVB	50,000	50,000	Local Group	25,000		Provide enhanced sales and marketing for specific sporting events.
	Mason City CVB	50,000	50,000	Local Group	25,000		Provide enhanced sales and marketing for specific sporting events.
	Quad Cities CVB	50,000	50,000	Local Group	25,000		Provide enhanced sales and marketing for specific sporting events.
	Sioux City CVB	50,000	50,000	Local Group	25,000		Provide enhanced sales and marketing for specific sporting events.
	Waterloo CVB	50,000	50,000	Local Group	25,000		Provide enhanced sales and marketing for specific sporting events.

FY10
Appropriations

IOWA DEPARTMENT OF ECONOMIC DEVELOPMENT								
INFRASTRUCTURE REPORT								
			500,000	495,706			Actual/Est.	

FY11
Appropriations

IOWA DEPARTMENT OF ECONOMIC DEVELOPMENT						
INFRASTRUCTURE REPORT						
Appropriation Name:			Other Revenue Sources	O/R Amount	Project Description	Actual/Est. Completion Date
	Sixth Ave Corridor					
	Appropriated Amount:	100,000			Support of National Mainstreet Conference event 2011	
	Obligated Amount:	100,000				
	Expended Amount:	100,000				
	SE Iowa Port Authority					
	Appropriated Amount:	50,000			Continued work on port authority	
	Obligated Amount:	43,900				
	Expended Amount:	0				
	World Food Prize					
	Appropriated Amount:	100,000			For support of the annual event in Des Moines	
	Obligated Amount:	100,000				
	Expended Amount:	100,000				
	Blank Park Zoo					
	Appropriated Amount:	500,000			Costs for expansion of Blank Park Zoo	
	Obligated Amount:	500,000				
	Expended Amount:	500,000				
	Des Moines Area Regional Transit HUB IJOBS					
	Appropriated Amount:	4,000,000			Construction of a regional transit hub in Des Moines	
	Obligated Amount:	4,000,000				
	Expended Amount:	4,000,000				
	Accelerated Career Education Infrastructure - IJOBS					
	Appropriated Amount:	5,500,000				
	Obligated Amount:	5,499,990				
	Expended Amount:	3,558,127				
	Community College	Award Amount	Expended Amount			
	SECC	366,666	366,666			
	EICC	366,666	366,666			
	SWCC	366,666	366,666			
	IVCC	366,666	366,666			
	NCC	366,666	170,702			
	DMACC	366,666	43,321			
	KCC	366,666	0			
	WIT	366,666	366,666			
	IWCC	366,666	366,666			
	IHCC	366,666	366,666			
	ICCC	366,666	366,666			
	ILCC	366,666	366,666			
	HCC	366,666	0			
	NIACC	366,666	29,300			
	NICC	366,666	14,810			
	Subtotal	5,499,990	3,558,127			

FY11
Appropriations

IOWA DEPARTMENT OF ECONOMIC DEVELOPMENT							
INFRASTRUCTURE REPORT							
							Actual/Est.
Appropriation Name: Workforce Training Economic Development Fund (community colleges)							
	Appropriated Amount:	2,000,000					
	Obligated Amount:	2,000,000					
	Expended Amount:	2,000,000					
	Recipient	Award Amount	Expended Amt				
	Community College						
	Training Projects	2,000,000	2,000,000			Funds used for various training projects in the targeted industries, alternative energy, health care, etc.	
Appropriation Name: Regional Sports Authorities							
	Appropriated Amount:	500,000					
	Obligated Amount:	500,000					
	Expended Amount:	500,000					
	Recipient	Award Amount	Expended Amt				
	Waterloo CVB	50,000	50,000	Local Group	25,000	Provide enhanced sales and marketing for specific sporting events.	
	Mason City CVB	50,000	50,000	Local Group	25,000	Provide enhanced sales and marketing for specific sporting events.	
	Quad Cities CVB	50,000	50,000	Local Group	25,000	Provide enhanced sales and marketing for specific sporting events.	
	Ft Dodge CVB	50,000	50,000	Local Group	25,000	Provide enhanced sales and marketing for specific sporting events.	
	Cedar Rapids CVB	50,000	50,000	Local Group	25,000	Provide enhanced sales and marketing for specific sporting events.	
	Dubuque Area CVB	50,000	50,000	Local Group	25,000	Provide enhanced sales and marketing for specific sporting events.	
	Council Bluffs CVB	50,000	50,000	Local Group	25,000	Provide enhanced sales and marketing for specific sporting events.	
	Greater DSM CVB	50,000	50,000	Local Group	25,000	Provide enhanced sales and marketing for specific sporting events.	
	Grinnell CVB	50,000	50,000	Local Group	25,000	Provide enhanced sales and marketing for specific sporting events.	
	Sioux City CVB	50,000	50,000	Local Group	25,000	Provide enhanced sales and marketing for specific sporting events.	
		500,000	500,000				
Appropriation Name: Mainstreet IJOBS							
	Appropriated Amount:	14,000,000					
	Obligated Amount:	13,990,500					
	Expended Amount:	13,990,132					
	Recipient	Award Amount	Expended Amt				
	City of Bedford	125,000	125,000			Reconstruction/Rehab of Bedford Batter Co bldg	Completed
	City of Belle Plaine	1,500,000	1,500,000			Belle Plaine master façade plan	Completed
	City of Bloomfield	808,000	808,000			Bloomfield façade master plan	Completed
	City of Bonaparte	0	Rescinded			Bonaparte Meek Woolen Mill bldg	Completed
	City of Burlington	1,000,000	1,000,000			Burlington Capitol Theater bldg	Completed
	City of Cedar Rapids	50,000	50,000			Suchy bldg	Completed
	City of Central City	32,500	32,500			Gambles bldg	Completed
	City of Corning	1,500,000	1,500,000			Corning Opera house	Completed
	City of Greenfield	1,200,000	1,200,000			Greenfield opera house -Warren cultural center	Completed
	City of Greenfield	300,000	300,000			Hotel Greenfield bldg	Completed
	City of Keokuk	610,000	610,000			Eagles bldg	Completed
	City of Osceola	625,000	625,000			Osceola Masonic Lodge	Completed
	City of Oskaloosa	800,000	800,000			Oskaloosa Trolley Place	Completed
	City of Ottumwa	300,000	300,000			KMGO bldg	Completed
	City of State Center	260,000	260,000			Brimhall bldg	Completed
	City of Story City	920,000	920,000			Charlson bldg	Completed
	City of Waterloo	250,000	250,000			Newtons jewelry bldg	Completed
	City of West Branch	300,000	300,000			Hoover House	Completed
	City of West Branch	500,000	500,000			Brick Arch Winery	Completed

FY12
Appropriations

IOWA DEPARTMENT OF ECONOMIC DEVELOPMENT							
INFRASTRUCTURE REPORT							
Appropriation Name:				Other Revenue Sources	O/R Amount	Project Description	Actual/Est. Completion Date
Appropriation Name:	Camp Sunnyside						
	Appropriated Amount:		250,000				
	Obligated Amount:		250,000				
	Expended Amount:		250,000				
Appropriation Name:	World Food Prize						
	Appropriated Amount:		100,000			For support of the annual event in Des Moines	
	Obligated Amount:		100,000				
	Expended Amount:		100,000				
Appropriation Name:							
Appropriation Name:							
Appropriation Name:	Accelerated Career Education Infrastructure - RIF						
	Appropriated Amount:		5,000,000				
	Obligated Amount:		5,136,281				
	Expended Amount:		3,211,774				
	Community College	Award Amount	Expended Amount				
	ILCC	333,333	333,333			VET TECH	Completed
	WIT	333,333	333,333			ENERGY TECH	
	EICC	333,333	333,333			HEALTH CARE	
	IVCC	333,333	278,504			HEALTH CARE	
	ICCC	333,333	333,333			CULINARY ARTS	
	SWCC	333,333	333,333			HEALTH INFO TECH	
	NICC	333,333	266,606			VET TECH	
	KCC	333,333	0			HEALTH CARE	
	NCC	333,333	333,333			WELDING	
	DMACC	333,333	0			HEALTH CARE	
	NIACC	469,619	0			NURSING	
	IHCC	333,333	333,333			NURSING	
	IWCC	333,333	333,333			DESIGN TECH	
	SECC	333,333	0			EMS	
	HCC	333,333	0			MECH ENGINEERING	
	Subtotal	5,136,281	3,211,774				

FY13
Appropriations

IOWA ECONOMIC DEVELOPMENT AUTHORITY							
INFRASTRUCTURE REPORT							
							Actual/Est.
							Completion Date
Appropriation Name:	Fort Des Moines Museum Renovation			Other Revenue Sources	O/R Amount	Project Description	
	Appropriated Amount:		100,000				
	Obligated Amount:		100,000				
	Expended Amount:		0				
Appropriation Name:	Camp Sunnyside						
	Appropriated Amount:		125,000				
	Obligated Amount:		125,000				
	Expended Amount:		0				
Appropriation Name:	World Food Prize						
	Appropriated Amount:		100,000			For support of the annual event in Des Moines	
	Obligated Amount:		100,000				
	Expended Amount:		100,000				
Appropriation Name:	Community Attraction & Tourism Grants JOBS/RIIF						
	Appropriated Amount:		5,000,000				
	Obligated Amount:		4,594,241				
	Expended Amount:		4,170,827				
	Grantee	Award Amount	Expended Amt.				
	Greater Des Moines Botanical Garden	980,000	980,000	City, County & Private			
	City of Osceola	88,000	0	City, County & Private			
	Waterloo Development Corporation	750,000	750,000	City, County & Private			
	Des Moines Social Club	404,068	404,068	City, County & Private			
	City of Waukon	95,000	82,233	City, County & Private			
	City of Van Home	165,000	165,000	City, County & Private			
	City of Marion	250,311	250,311	City, County & Private			
	Louisa County Fair Association	37,000	37,000	City, County & Private			
	City of Cherokee	40,000	40,000	City, County & Private			
	Avery Theater	45,000	45,000	City, County & Private			
	Siouxland Historical RR Association	314,862	0	City, County & Private			
	City of Moville	25,000	25,000	City, County & Private			
	John Wayne Birthplace Society	400,000	400,000	City, County & Private			
	Fields For Our Future	1,000,000	992,215	City, County & Private			
	Subtotal	4,594,241	4,170,827				

FY14
Appropriations

IOWA ECONOMIC DEVELOPMENT AUTHORITY								
INFRASTRUCTURE REPORT								
					Other Revenue Sources	O/R Amount	Project Description	Actual/Est. Completion Date
Appropriation Name:								
	Appropriated Amount:			0				
	Obligated Amount:			0				
	Expended Amount:			0				
Appropriation Name: Camp Sunnyside								
	Appropriated Amount:			125,000				
	Obligated Amount:			125,000				
	Expended Amount:			0				
Appropriation Name: World Food Prize								
	Appropriated Amount:			100,000			For support of the annual event in Des Moines	
	Obligated Amount:			100,000				
	Expended Amount:			100,000				
Appropriation Name: Community Attraction & Tourism Grants IJOBS/RIIF								
	Appropriated Amount:			5,000,000				
	Obligated Amount:			4,764,096				
	Expended Amount:			2,077,791				
	Grantee		Award Amount	Expended Amt.				
	Thomas Jefferson Gardens of Greene County		70,000	55,521			City, County & Private	
	City of Templeton		200,000	200,000			City, County & Private	
	City of Emmetsburg		350,000	215,222			City, County & Private	
	Whiterock Conservancy		400,000	291,817			City, County & Private	
	Des Moines Performing Arts		1,100,000	814,824			City, County & Private	
	City of Harlan		200,000	200,000			City, County & Private	
	Putnam Museum		300,000	286,484			City, County & Private	
	City of Manchester*		209,096	0			City, County & Private	
	Appanoose County Conservation Board		105,000	13,924			City, County & Private	
	Children's Museum of Siouxland		900,000	0			City, County & Private	
	City of Center Point		495,000	0			City, County & Private	
	City of Asbury		300,000	0			City, County & Private	
	French Icarian Colony Foundation		40,000	0			City, County & Private	
	City of Orange City		95,000	0			City, County & Private	
	Subtotal		4,764,096	2,077,791				
*This project received funds from both CAT and RECAT.								

FY15
Appropriations

IOWA ECONOMIC DEVELOPMENT AUTHORITY							
INFRASTRUCTURE REPORT							
							Actual/Est.
Appropriation Name:		Regional Sports Authorities					
	Appropriated Amount:	500,000					
	Obligated Amount:	500,000					
	Expended Amount:	375,000					
	Recipient	Award Amount	Expended Amt				
	Ames CVB	50,000	37,500	Local Group	25,000	Provide enhanced sales and marketing for specific sporting events.	
	Cedar Rapids Area CVB	50,000	37,500	Local Group	25,000	Provide enhanced sales and marketing for specific sporting events.	
	Cedar Valley Sports Commission	50,000	37,500	Local Group	25,000	Provide enhanced sales and marketing for specific sporting events.	
	City of Sioux City	50,000	37,500	Local Group	25,000	Provide enhanced sales and marketing for specific sporting events.	
	Council Bluffs CVB	50,000	37,500	Local Group	25,000	Provide enhanced sales and marketing for specific sporting events.	
	Dubuque Area CVB	50,000	37,500	Local Group	25,000	Provide enhanced sales and marketing for specific sporting events.	
	Greater Burlington CVB	50,000	37,500	Local Group	25,000	Provide enhanced sales and marketing for specific sporting events.	
	Greater Des Moines CVB	50,000	37,500	Local Group	25,000	Provide enhanced sales and marketing for specific sporting events.	
	Mason City (Visit Mason City)	50,000	37,500	Local Group	25,000	Provide enhanced sales and marketing for specific sporting events.	
	Quad Cities CVB	50,000	37,500	Local Group	25,000	Provide enhanced sales and marketing for specific sporting events.	
		500,000	375,000				

IOWA FINANCE AUTHORITY



2014 Annual Infrastructure Report
Expenditures as of 12/31/14

<u>276SD</u>	<u>Iowa Finance Authority</u>	FY2012 Amounts			FY2013 Amounts			FY2014 Amounts			FY2015 Amounts		
		Appropriated	Obligated	Expended	Appropriated	Obligated	Expended	Appropriated	Obligated	Expended	Appropriated	Obligated	Expended
270	Iowa Finance Authority												
2700F990017.0	State Housing Trust Fund - RIIIF	\$3,000,000	\$3,000,000	\$3,000,000	\$3,000,000	\$3,000,000	\$3,000,000	\$3,000,000	\$3,000,000	\$3,000,000	\$3,000,000	\$3,000,000	\$25,000

The State Housing Trust Fund's appropriation from RIIIF was \$3 million in fiscal years 2012, 2013, 2014 and 2015. The entire SHTF budget included funds from other sources.

Grantee: Floyd County Housing Trust Fund (SHTF #12-04)
Location: Area Served: Floyd County
Project: Local Housing Trust Fund (LHTF)

Description of the Work:

Project Type: LHTF Program funding will be used to promote the development and/or preservation of affordable housing for households at or below 80 percent of the area median income, with at least 30 percent of the LHTF Program funding used to assist households with incomes at or below 30 percent of the area median.

Activity: Furnace replacement program

Background: The Floyd County Housing Trust Fund will utilize its LHTF Program award to implement a county-wide furnace replacement program for low-income households. Priority will be given to extremely low-income homeowners. Matching funds will be provided through a cash contribution from the Charles City Area Development Corporation.

Progress of the Work:

Complete – 37 Affordable Housing Units Assisted

Estimated Completion Date of the Project:

Project Complete as of 6/30/12 Report

Total Estimated Cost of the Project:

\$57,879

List of All Revenue Sources Being Used to Fund the Project:

SHTF Local Housing Trust Fund Program	\$46,303
Charles City Area Development Corporation	\$11,576
TOTAL SOURCES	\$57,879

Amount of Funds Expended:

\$46,303

Amount of Funds Obligated:

\$46,303

Annual Infrastructure Report – 2014
Iowa Finance Authority
State Housing Trust Fund (SHTF) FY2012

Grantee: Northeast Iowa Regional Housing Trust Fund (SHTF #12-05)
Location: *Counties Served: Allamakee, Clayton, Howard, and Winneshiek*
Project: Local Housing Trust Fund (LHTF)

Description of the Work:

Project Type: LHTF Program funding will be used to promote the development and/or preservation of affordable housing for households at or below 80 percent of the area median income, with at least 30 percent of the LHTF Program funding used to assist households with incomes at or below 30 percent of the area median.

Activity: Owner-occupied and rental rehabilitation, first-time homebuyer assistance

Background: The Northeast Iowa Regional Housing Trust Fund (NEIRHTF) will use its LHTF Program award to assist in the preservation of affordable rental and owner-occupied housing in its service area. Proposed funding activities will address the repair and rehabilitation of the region’s aging housing stock and first-time homebuyer assistance. Matching funds will be provided through cash contributions from Allamakee, Howard, and Winneshiek Counties; the cities of New Albin, Postville, Guttenberg, Garnavillo, Elkader, Protivin, Cresco, Calmar, Ossian, and Fort Atkinson; and Freedom Bank.

Progress of the Work: Complete – 48 Affordable Housing Units Assisted

Estimated Completion Date of the Project: Project Complete as of 12/31/13 Report

Total Estimated Cost of the Project: \$313,280

List of All Revenue Sources Being Used to Fund the Project:

SHTF Local Housing Trust Fund Program	\$208,081
Freedom Bank	\$2,000
Allamakee County Supervisors	\$10,000
City of Postville	\$2,500
City of Guttenberg	\$3,685
City of Garnavillo	\$2,612
City of Elkader	\$3,263
City of Cresco	\$5,000
Howard County Supervisors	\$10,000
City of Calmar	\$1,000
City of Ossian	\$470
Winneshiek County Supervisors	\$9,682
City of Decorah	\$5,000
Northeast Iowa Bankers	\$500
USDA Housing Preservation	\$43,487
Clayton County Community Foundation	\$1,000
City of Monona	\$5,000
TOTAL SOURCES	\$313,280

Amount of Funds Expended: \$208,081

Amount of Funds Obligated: \$208,081

Grantee: **Fayette County Local Housing Trust Fund (SHTF #12-06)**
Location: **Area Served: Fayette County**
Project: **Local Housing Trust Fund (LHTF)**

Description of the Work:

Project Type: LHTF Program funding will be used to promote the development and/or preservation of affordable housing for households at or below 80 percent of the area median income, with at least 30 percent of the LHTF Program funding used to assist households with incomes at or below 30 percent of the area median.

Activity: Owner-occupied and rental housing rehabilitation

Background: The Fayette County Local Housing Trust Fund will focus its LHTF Program award on assisting low-income households in Fayette County through the financing of needed repairs and rehabilitation of the county’s aging housing stock. Both owner-occupied and rental rehabilitation will be eligible activities, although the focus of the LHTF is anticipated to be on assisting existing homeowners with rehabilitation work to their single-family homes. Matching funds will be provided through cash contributions from the cities of Oelwein and West Union.

Progress of the Work:

Complete – 16 Affordable Housing Units Assisted

Estimated Completion Date of the Project:

Project Complete as of 6/30/13 Report

Total Estimated Cost of the Project:

\$66,275

List of All Revenue Sources Being Used to Fund the Project:

SHTF Local Housing Trust Fund Program	\$50,880
City of West Union	\$5,500
City of Oelwein	\$8,000
City of Fayette	\$1,235
Fayette County Supervisors	\$660
TOTAL SOURCES	\$66,275

Amount of Funds Expended:

\$50,880

Amount of Funds Obligated:

\$50,880

Annual Infrastructure Report – 2014
Iowa Finance Authority
State Housing Trust Fund (SHTF) FY2012

Grantee: Southern Iowa COG Housing Trust Fund (SHTF #12-07)
Location: *Counties Served: Adair, Adams, Clarke, Decatur, Madison, Ringgold, Taylor and Union*
Project: Local Housing Trust Fund (LHTF)

Description of the Work:

Project Type: LHTF Program funding will be used to promote the development and/or preservation of affordable housing for households at or below 80 percent of the area median income, with at least 30 percent of the LHTF Program funding used to assist households with incomes at or below 30 percent of the area median.

Activity: Owner-occupied rehabilitation and rehabilitation in support of homeownership, first-time homebuyer assistance, transitional and special needs housing activities (including assisted living), infrastructure for new development and infill housing, lead-based paint remediation, demolition and lot clearance for new construction, and rental projects

Background: The Southern Iowa COG Housing Trust Fund will focus its LHTF Program efforts on seven affordable housing activities: owner-occupied rehabilitation / rehabilitation in support of homeownership, first-time homebuyer assistance, transitional / special needs housing (including assisted living), infrastructure for new development / infill housing, lead-based paint remediation, demolition and lot clearance for new construction, and rental projects. Matching funds have been committed by the Southern Iowa Council of Governments.

Progress of the Work:

Complete – 44 Affordable Housing Units Assisted

Estimated Completion Date of the Project:

Project Complete as of 12/31/13 Report

Total Estimated Cost of the Project:

\$267,644

List of All Revenue Sources Being Used to Fund the Project:

SHTF Local Housing Trust Fund Program	\$214,115
Southern Iowa Council of Governments	\$53,529
TOTAL SOURCES	\$267,644

Amount of Funds Expended:

\$214,115

Amount of Funds Obligated:

\$214,115

Annual Infrastructure Report – 2014
Iowa Finance Authority
State Housing Trust Fund (SHTF) FY2012

Grantee: Scott County Housing Council (SHTF #12-08)
Location: Area Served: Scott and Muscatine Counties
Project: Local Housing Trust Fund (LHTF)

Description of the Work:

Project Type: LHTF Program funding will be used to promote the development and/or preservation of affordable housing for households at or below 80 percent of the area median income, with at least 30 percent of the LHTF Program funding used to assist households with incomes at or below 30 percent of the area median.

Activity: Down payment / closing costs assistance, first and second mortgages; new construction of single-family homes and multifamily housing units; rehabilitation of single-family homes and multifamily housing units; emergency homeless shelter support; capacity building grants for housing agencies

Background: The Scott County Housing Council (SCHC) will incorporate LHTF Program funding into its grant/revolving loan fund, to which all Scott County nonprofit housing service providers and for-profit developers are eligible to apply in support of their affordable housing efforts. Assisted projects will promote the goals of the two-year strategic plan adopted by the Quad Cities Housing Cluster, which addresses the area’s full continuum of housing needs. In 2010, the SCHC expanded its geographic service area to include Muscatine County and provides LHTF Program administrative services for the Muscatine Housing Cluster (MHC). The MHC’s mission is to provide funding that will promote its annual plan goals through owner-occupied housing rehabilitation, down payment assistance for first-time homebuyers, and capacity building grants for its affordable housing partner agencies. Matching funds have been provided through cash contributions from the Riverboat Development Authority, the Scott County Regional Authority, Scott County; the cities of Davenport, Bettendorf, and Muscatine; and various local lenders and community resources.

Progress of the Work: Complete – 368 Affordable Housing Units Assisted

Estimated Completion Date of the Project: Project Complete as of 12/31/13 Report

Total Estimated Cost of the Project: \$1,626,490

List of All Revenue Sources Being Used to Fund the Project:

SHTF Local Housing Trust Fund Program	\$352,969
Riverboat Development Authority	\$100,000
Scott County Regional Authority	\$50,000
Scott County and Cities of Davenport and Bettendorf	\$22,000
Quad Cities Bank and Trust	\$1,000
THE National Bank	\$5,000
Wells Fargo Bank, NA	\$10,000
Leverage provided by agencies	\$1,076,294
Community Foundation of Muscatine	\$5,000
City of Muscatine	\$2,000
Magnus Trust	\$2,000
WE LEAD	\$500
TOTAL SOURCES	\$1,626,490

Amount of Funds Expended: \$352,969

Amount of Funds Obligated: \$352,969

Grantee: **Region 6 Housing Trust Fund (SHTF #12-09)**
Location: **Counties Served: Hardin, Marshall, Poweshiek, and Tama**
Project: **Local Housing Trust Fund (LHTF)**

Description of the Work:

Project Type: LHTF Program funding will be used to promote the development and/or preservation of affordable housing for households at or below 80 percent of the area median income, with at least 30 percent of the LHTF Program funding used to assist households with incomes at or below 30 percent of the area median.

Activity: Owner-occupied and rental rehabilitation, down payment and closing costs assistance program, new construction in partnership with Habitat for Humanity, and homeless or homeless prevention assistance

Background: The Region 6 Housing Trust Fund will utilize its LHTF Program award to provide assistance for low-income residents dealing with a variety of housing needs by assisting with the rehabilitation of owner-occupied and rental housing and down payment and closing costs assistance for homebuyers. The Region 6 Housing Trust Fund may also provide funding for the new construction of affordable housing but only in partnership with Habitat for Humanity. Homeless shelters are also eligible applicants for assistance. Matching funds will be provided through cash contributions from Hardin, Marshall, Poweshiek, and Tama Counties and the Tama County Community Foundation.

Progress of the Work:

Complete – 29 Affordable Housing Units Assisted

Estimated Completion Date of the Project: Project Complete as of 6/30/14 Report

Total Estimated Cost of the Project:

\$299,829

List of All Revenue Sources Being Used to Fund the Project:

SHTF Local Housing Trust Fund Program	\$239,863
Tama County	\$9,456
Tama County Community Foundation	\$2,500
Poweshiek County	\$11,231
Hardin County	\$11,084
Marshall County	\$25,695
TOTAL SOURCES	\$299,829

Amount of Funds Expended:

\$299,829

Amount of Funds Obligated:

\$299,829

Grantee: Homeward Housing Trust Fund (SHTF #12-10)
Location: *Counties Served: Calhoun, Franklin, Hancock, Humboldt, Kossuth, Mitchell, Palo Alto, Pocahontas, Winnebago, Worth and Wright*
Project: Local Housing Trust Fund (LHTF)

Description of the Work:

Project Type: LHTF Program funding will be used to promote the development and/or preservation of affordable housing for households at or below 80 percent of the area median income, with at least 30 percent of the LHTF Program funding used to assist households with incomes at or below 30 percent of the area median.

Activity: Homebuyer assistance and owner-occupied and rental rehabilitation

Background: The Homeward Housing Trust Fund will utilize its LHTF Program award to continue its homeownership assistance program for low-income households, offering down payment and closing cost assistance for homebuyers and assistance with minor home repairs for existing homeowners. Repair assistance for rental property owners may also be offered. Matching funds will be provided through a cash contribution from Homeward, Inc.

Progress of the Work:

Complete – 74 Affordable Housing Units Assisted

Estimated Completion Date of the Project:

Project Complete as of 6/30/13 Report

Total Estimated Cost of the Project:

\$326,561

List of All Revenue Sources Being Used to Fund the Project:

SHTF Local Housing Trust Fund Program	\$261,249
Homeward, Inc.	\$65,312
TOTAL SOURCES	\$326,561

Amount of Funds Expended:

\$261,249

Amount of Funds Obligated:

\$261,249

Grantee: Southwest Iowa Housing Trust Fund, Inc. (SHTF #12-11)
Location: *Counties Served: Cass, Fremont, Harrison, Mills, Montgomery, Page, Pottawattamie (excluding the city of Council Bluffs) and Shelby*
Project: Local Housing Trust Fund (LHTF)

Description of the Work:

Project Type: LHTF Program funding will be used to promote the development and/or preservation of affordable housing for households at or below 80 percent of the area median income, with at least 30 percent of the LHTF Program funding used to assist households with incomes at or below 30 percent of the area median.

Activity: Owner-occupied and rental rehabilitation for extremely low-income households; down payment assistance; lead-based paint stabilization activities; demolition of blighted properties; and homeowner education

Background: The Southwest Iowa Housing Trust Fund will utilize its LHTF Program award to provide down payment assistance for low-income households and owner-occupied and rental rehabilitation assistance for extremely low-income households. In addition, lead-based paint stabilization assistance to eliminate lead-based paint hazards in owner-occupied and rental units will be provided. Local matching funds will also be utilized to finance a demolition program to remove dilapidated housing in the region. Matching funds have been committed by the Southwest Iowa Planning Council.

Progress of the Work:

Complete – 50 Affordable Housing Units Assisted

Estimated Completion Date of the Project:

Project Complete as of 12/31/13 Report

Total Estimated Cost of the Project:

\$332,689

List of All Revenue Sources Being Used to Fund the Project:

SHTF Local Housing Trust Fund Program	\$266,151
SWIPCO / Local Match	\$66,538
TOTAL SOURCES	\$332,689

Amount of Funds Expended:

\$266,151

Amount of Funds Obligated:

\$266,151

Grantee: AHEAD Regional Housing Trust Fund (SHTF #12-12)
Location: Counties Served: Davis, Jefferson, Keokuk, Mahaska, Van Buren, and Wapello
Project: Local Housing Trust Fund (LHTF)

Description of the Work:

Project Type: LHTF Program funding will be used to promote the development and/or preservation of affordable housing for households at or below 80 percent of the area median income, with at least 30 percent of the LHTF Program funding used to assist households with incomes at or below 30 percent of the area median.

Activity: Owner-occupied rehabilitation and urgent repair programs; rental rehabilitation; rental assistance; and affordable housing initiatives with an emphasis on transitional housing including demolition / redevelopment, new construction, and special projects

Background: The AHEAD Regional Housing Trust Fund will utilize its LHTF Program grant award to potentially assist in the following activities: owner-occupied rehabilitation and urgent repair programs; rental rehabilitation; rental assistance; and affordable housing initiatives with an emphasis on transitional housing, including demolition / redevelopment, new construction, and special projects. Matching funds will be provided through a cash contribution from the Area XV Regional Planning Commission and interest and fees earned by the LHTF. The original grant award request of \$246,683 was decreased to \$32,000 due to a lack of local match commitment documentation. Based upon the provided local match documentation, the AHEAD Regional Housing Trust Fund is eligible to receive a maximum award of \$32,000

Progress of the Work:

Complete – 69 Affordable Housing Units Assisted

Estimated Completion Date of the Project:

Project Complete as of 6/30/14 Report

Total Estimated Cost of the Project:

\$40,000

List of All Revenue Sources Being Used to Fund the Project:

SHTF Local Housing Trust Fund Program	\$32,000
AHEAD Regional HTF (fees and interest earned)	\$1,000
Area 15 Regional Planning Commission	\$7,000
TOTAL SOURCES	\$40,000

Amount of Funds Expended:

\$32,000

Amount of Funds Obligated:

\$32,000

Grantee: Lakes Community Land Trust (SHTF #12-13)
Location: Area Served: Dickinson County
Project: Local Housing Trust Fund (LHTF)

Description of the Work:

Project Type: LHTF Program funding will be used to promote the development and/or preservation of affordable housing for households at or below 80 percent of the area median income, with at least 30 percent of the LHTF Program funding used to assist households with incomes at or below 30 percent of the area median.

Activity: Homeownership assistance through the community land trust model; assistance to provide housing for persons receiving services under a Home and Community Based Services Medicaid Waiver; and repair and handicapped accessibility improvement assistance for seniors, persons with disabilities, or shelters serving the homeless

Background: The Lakes Community Land Trust will utilize its LHTF Program funding for homeownership support for low-income households by buying down the cost of new or rehabilitated homes through the community land trust model and to help local agencies provide affordable rental housing for persons receiving services under a Home and Community Based Services Medicaid Waiver. The Lakes Community Land Trust will also provide assistance to extremely low-income households through its Shelter Grant Program for nonprofit organizations providing housing to homeless persons or persons with disabilities and its Legacy Homes Program to assist seniors or others living on fixed incomes make home repairs and handicapped accessibility improvements to their homes. Matching funds will be provided through a cash contribution from Dickinson County.

Progress of the Work:

Complete – 25 Affordable Housing Units Assisted

Estimated Completion Date of the Project:

Project Complete as of 6/30/13 Report

Total Estimated Cost of the Project:

\$35,384

List of All Revenue Sources Being Used to Fund the Project:

SHTF Local Housing Trust Fund Program	\$27,187.78
Dickinson County TIF/LMI	\$10,147
TOTAL SOURCES	\$35,384.78

Amount of Funds Expended:

\$27,187.78

Amount of Funds Obligated:

\$46,667 (remaining \$19,479.22 deobligated in August 2013 – grant agreement closed)

Grantee: City of Dubuque Housing Trust Fund (SHTF #12-14)
Location: Area Served: City of Dubuque
Project: Local Housing Trust Fund (LHTF)

Description of the Work:

Project Type: LHTF Program funding will be used to promote the development and/or preservation of affordable housing for households at or below 80 percent of the area median income, with at least 30 percent of the LHTF Program funding used to assist households with incomes at or below 30 percent of the area median.

Activity: Homeownership assistance, owner-occupied and rental rehabilitation

Background: The City of Dubuque Housing Trust Fund plans to continue to focus its LHTF Program funding on revitalization efforts in a blighted downtown neighborhood as part of the Washington: *Revitalize!* initiative. Proposed activities will promote increased homeownership opportunities as well as owner-occupied and rental housing rehabilitation. Loans and forgivable loans will be made to qualified households for home purchase and/or rehabilitation. Construction loans may also be made to nonprofit developers and contractors to acquire and rehabilitate properties for resale to qualified homebuyers. Matching funds will be provided through a cash contribution from the city of Dubuque’s general funds with additional dollars provided through the city’s Community Development Block Grant program.

Progress of the Work:

Complete – 51 Affordable Housing Units Assisted

Estimated Completion Date of the Project:

Project Complete as of 12/31/13 Report

Total Estimated Cost of the Project:

\$560,737

List of All Revenue Sources Being Used to Fund the Project:

SHTF Local Housing Trust Fund Program	\$132,637
City of Dubuque - General Fund	\$68,298
CDBG - Homeowner	\$270,876
CDBG Rental Rehabilitation	\$88,926
TOTAL SOURCES	\$560,737

Amount of Funds Expended:

\$121,380 (remaining funds disbursed in January 2014)

Amount of Funds Obligated:

\$132,637

Annual Infrastructure Report – 2014
Iowa Finance Authority
State Housing Trust Fund (SHTF) FY2012

Grantee: Northwest Iowa Regional Housing Trust Fund, Inc. (SHTF #12-15)
Location: *Counties Served: Buena Vista, Emmet, Lyon, O'Brien, Osceola, and Sioux*
Project: Local Housing Trust Fund (LHTF)

Description of the Work:

Project Type: LHTF Program funding will be used to promote the development and/or preservation of affordable housing for households at or below 80 percent of the area median income, with at least 30 percent of the LHTF Program funding used to assist households with incomes at or below 30 percent of the area median.

Activity: Owner-occupied housing rehabilitation

Background: The Northwest Iowa Regional Housing Trust Fund, Inc. (NWIRHTF) will focus its LHTF Program award on assisting low-income homeowners in its service area through the financing of needed repairs and rehabilitation of the region's aging housing stock, including emergency repairs and lead-hazard reduction activities. Matching funds will be provided through cash contributions from Buena Vista, Emmet, Lyon, O'Brien, Osceola, and Sioux Counties and an in-kind administrative contribution from the Northwest Iowa Planning and Development Commission.

Progress of the Work:

Complete – 39 Affordable Housing Units Assisted

Estimated Completion Date of the Project:

Project Complete as of 6/30/14 Report

Total Estimated Cost of the Project:

\$302,134

List of All Revenue Sources Being Used to Fund the Project:

SHTF Local Housing Trust Fund Program	\$241,707
Local Match - Cash (Counties)	\$45,567
Local Match - In-Kind (NWIPDC)	\$15,106
TOTAL SOURCES	\$302,380

Amount of Funds Expended:

\$241,707

Amount of Funds Obligated:

\$241,707

Grantee: Sioux City Housing Trust Fund, Inc. (SHTF #12-16)
Location: Area Served: City of Sioux City
Project: Local Housing Trust Fund (LHTF)

Description of the Work:

Project Type: LHTF Program funding will be used to promote the development and/or preservation of affordable housing for households at or below 80 percent of the area median income, with at least 30 percent of the LHTF Program funding used to assist households with incomes at or below 30 percent of the area median.

Activity: Single-family owner-occupied rehabilitation in the city’s urban renewal areas and a city-wide emergency repair program

Background: The Sioux City Housing Trust Fund will continue its use of LHTF Program funding for single family owner-occupied rehabilitation assistance for low-income households in the city’s urban renewal areas, providing qualified homeowners up to a maximum \$10,000 forgivable loan for rehabilitation and lead-based paint mitigation purposes. Funding will also be made available for a city-wide emergency repair program, providing qualified homeowners up to a maximum \$5,000 grant to finance the emergency repair of critical systems. The city will provide matching funds from its Community Development Block Grant (CDBG) allocation and in-kind administrative services.

Progress of the Work:

Complete – 34 Affordable Housing Units Assisted

Estimated Completion Date of the Project:

Project Complete as of 12/31/13 Report

Total Estimated Cost of the Project:

\$482,633

List of All Revenue Sources Being Used to Fund the Project:

SHTF Local Housing Trust Fund Program	\$157,684
Local Match - Donated Services (Sioux City)	\$11,210
Local Match - CDBG	\$35,479
CDBG Housing Rehabilitation / Emergency Repair	\$278,260
TOTAL SOURCES	\$482,633

Amount of Funds Expended:

\$157,684

Amount of Funds Obligated:

\$157,684

Annual Infrastructure Report – 2014
Iowa Finance Authority
State Housing Trust Fund (SHTF) FY2012

Grantee: Iowa Northland Regional Housing Council LHTF (SHTF #12-17)
Location: *Counties Served: Black Hawk (excluding the cities of Waterloo and Cedar Falls), Bremer, Buchanan, Butler, Chickasaw and Grundy*
Project: Local Housing Trust Fund (LHTF)

Description of the Work:

Project Type: LHTF Program funding will be used to promote the development and/or preservation of affordable housing for households at or below 80 percent of the area median income, with at least 30 percent of the LHTF Program funding used to assist households with incomes at or below 30 percent of the area median.

Activity: Rehabilitation of owner-occupied housing in rural areas, single-family housing development, and rental housing rehabilitation

Background: The Iowa Northland Regional Housing Council (INRHC) LHTF will focus its efforts on the following activities: a partnership with three agencies located in Bremer and Buchanan Counties to repair or remodel housing for persons with disabilities; a partnership with Iowa Heartland Habitat for Humanity to build a single-family home in either Bremer County or Butler County; a partnership with Northeast Iowa Community Action Corporation to assist in the construction of a new home in Chickasaw County for lease-purchase; a partnership with USDA Rural Development to provide needed roof and other repairs to affordable rental housing in Butler County; and an owner-occupied housing rehabilitation program for homeowners living in rural areas. Matching funds will be provided through cash contributions from the partner agencies and the Iowa Northland Regional Housing Council.

Progress of the Work:

Complete – 48 Affordable Housing Units Assisted

Estimated Completion Date of the Project:

Project Complete as of 12/31/13 Report

Total Estimated Cost of the Project:

\$324,071

List of All Revenue Sources Being Used to Fund the Project:

SHTF Local Housing Trust Fund Program	\$253,417
Local Agencies working with Persons with Disabilities	\$15,000
Habitat for Humanity	\$7,500
Northeast Iowa Community Action Corporation	\$7,500
USDA - Rural Development	\$13,800
Iowa Northland Regional Housing Council	\$26,854
TOTAL SOURCES	\$324,071

Amount of Funds Expended:

\$253,417

Amount of Funds Obligated:

\$253,417

Annual Infrastructure Report – 2014
Iowa Finance Authority
State Housing Trust Fund (SHTF) FY2012

Grantee: Clay County Local Housing Trust Fund, Inc. (SHTF #12-18)
Location: Area Served: Clay County
Project: Local Housing Trust Fund (LHTF)

Description of the Work:

Project Type: LHTF Program funding will be used to promote the development and/or preservation of affordable housing for households at or below 80 percent of the area median income, with at least 30 percent of the LHTF Program funding used to assist households with incomes at or below 30 percent of the area median.

Activity: Owner-occupied housing rehabilitation

Background: The Clay County Local Housing Trust Fund will focus its LHTF Program award on assisting low-income households through the financing of needed repairs and rehabilitation of the county’s aging owner-occupied housing stock. Providing assistance for homeowners with incomes below 30 percent of the area median and handicapped accessibility improvements will be priorities. Matching funds will be provided through cash contributions from Clay County, Bethlehem Lutheran Church, and the Clay County Community Foundation as well as in-kind contributions of professional and administrative services.

Progress of the Work:

Complete – 13 Affordable Housing Units Assisted

Estimated Completion Date of the Project:

Project Complete as of 12/31/13 Report

Total Estimated Cost of the Project:

\$69,667

List of All Revenue Sources Being Used to Fund the Project:

SHTF Local Housing Trust Fund Program	\$46,667
Bethlehem Lutheran Church	\$5,000
Clay County Community Foundation	\$10,000
Clay County	\$5,000
In-Kind - Community Housing Initiatives, Inc.	\$500
In-Kind - Montgomery, Barry, Boevee, Barry	\$2,000
In-Kind - Emagine LLC	\$500
TOTAL SOURCES	\$69,667

Amount of Funds Expended:

\$46,667

Amount of Funds Obligated:

\$46,667

Grantee: **Housing Trust Fund of Johnson County (SHTF #12-19)**
Location: *Area Served: Johnson County*
Project: **Local Housing Trust Fund (LHTF)**

Description of the Work:

Project Type: LHTF Program funding will be used to promote the development and/or preservation of affordable housing for households at or below 80 percent of the area median income, with at least 30 percent of the LHTF Program funding used to assist households with incomes at or below 30 percent of the area median.

Activity: Revolving loan fund to support affordable housing activities with preference for projects that create or preserve affordable rental housing and projects serving lower income populations

Background: The Housing Trust Fund of Johnson County (HTFJC) will incorporate LHTF Program funding into its existing revolving loan fund to support the development and preservation of affordable owner-occupied, rental, transitional, and emergency shelter housing in Johnson County. Businesses, individuals, nonprofit organizations, and governmental entities are eligible to apply for financing through the HTFJC’s loan program. Matching funds will be provided through cash contributions from Johnson County; the HTFJC (through fees earned); and the cities of Coralville, North Liberty, and Iowa City.

Progress of the Work:

Complete – 23 Affordable Housing Units Assisted

Estimated Completion Date of the Project:

Project Complete as of 12/31/13 Report

Total Estimated Cost of the Project:

\$338,725

List of All Revenue Sources Being Used to Fund the Project:

SHTF Local Housing Trust Fund Program	\$225,882
Local Governments	\$55,000
Housing Trust Fund of Johnson County	\$57,843
TOTAL SOURCES	\$338,725

Amount of Funds Expended:

\$225,882

Amount of Funds Obligated:

\$225,882

Annual Infrastructure Report – 2014
Iowa Finance Authority
State Housing Trust Fund (SHTF) FY2012

Grantee: NIACOG Housing Trust Fund, Inc. (SHTF #12-20)
Location: Area Served: Cerro Gordo County
Project: Local Housing Trust Fund (LHTF)

Description of the Work:

Project Type: LHTF Program funding will be used to promote the development and/or preservation of affordable housing for households at or below 80 percent of the area median income, with at least 30 percent of the LHTF Program funding used to assist households with incomes at or below 30 percent of the area median.

Activity: Owner-occupied housing rehabilitation and emergency repairs and rental housing rehabilitation

Background: The NIACOG Housing Trust Fund, Inc. will focus its LHTF Program award on financing emergency repairs for owner-occupied housing and the rehabilitation of both owner-occupied and rental properties. Matching funds will be provided through cash contributions from local lenders and boards of realtors.

Progress of the Work:

Complete – 36 Affordable Housing Units Assisted

Estimated Completion Date of the Project:

Project Complete as of 6/30/13 Report

Total Estimated Cost of the Project:

\$252,456

List of All Revenue Sources Being Used to Fund the Project:

SHTF Local Housing Trust Fund Program	\$74,151
Federal Home Loan Bank AHP	\$150,000
Local Banks and Credit Unions	\$16,750
Clear Lake Board of Realtors	\$1,000
Mason City Board of Relators	\$1,000
Rental Matching Funds	\$8,175
Owner Funds	\$1,380
TOTAL SOURCES	\$252,456

Amount of Funds Expended:

\$74,151

Amount of Funds Obligated:

\$74,151

Grantee: Polk County Housing Trust Fund (SHTF #12-21)
Location: Area Served: Polk County
Project: Local Housing Trust Fund (LHTF)

Description of the Work:

Project Type: LHTF Program funding will be used to promote the development and/or preservation of affordable housing for households at or below 80 percent of the area median income, with at least 30 percent of the LHTF Program funding used to assist households with incomes at or below 30 percent of the area median.

Activity: Owner-occupied housing rehabilitation

Background: The Polk County Housing Trust Fund will utilize its LHTF Program award to help finance its owner-occupied housing repair program for low-income households. Matching funds will be provided through a cash contribution from Polk County.

Progress of the Work:

Complete – 564 Affordable Housing Units Assisted

Estimated Completion Date of the Project:

Project Complete as of 12/31/13 Report

Total Estimated Cost of the Project:

\$657,050

List of All Revenue Sources Being Used to Fund the Project:

SHTF Local Housing Trust Fund Program	\$525,640
Polk County	\$131,410
TOTAL SOURCES	\$657,050

Amount of Funds Expended:

\$525,640

Amount of Funds Obligated:

\$525,640

Grantee: Dallas County Local Housing Trust Fund, Inc. (SHTF #12-22)
Location: Area Served: Dallas County
Project: Local Housing Trust Fund (LHTF)

Description of the Work:

Project Type: LHTF Program funding will be used to promote the development and/or preservation of affordable housing for households at or below 80 percent of the area median income, with at least 30 percent of the LHTF Program funding used to assist households with incomes at or below 30 percent of the area median.

Activity: Owner-occupied housing rehabilitation

Background: The Dallas County Local Housing Trust Fund will utilize its LHTF Program award to continue its owner-occupied rehabilitation program for low-income households. The county will be split into four quadrants with funding to be equally distributed in each area. The trust fund maintains a waiting list for assistance. Matching funds will be provided through cash contributions from cities throughout the county and tax increment financing low- and moderate-income benefit proceeds from Dallas County.

Progress of the Work:

Complete – 17 Affordable Housing Units Assisted

Estimated Completion Date of the Project:

Project Complete as of 6/30/14 Report

Total Estimated Cost of the Project:

\$194,265

List of All Revenue Sources Being Used to Fund the Project:

SHTF Local Housing Trust Fund Program	\$155,412
Local Match - Cities	\$20,310
Local Match - Oak Hill TIF	\$18,543
TOTAL SOURCES	\$194,265

Amount of Funds Expended:

\$155,412

Amount of Funds Obligated:

\$155,412

Grantee: Great River Housing, Inc. (SHTF #12-23)
Location: *Counties Served: Des Moines, Henry, Lee, and Louisa*
Project: Local Housing Trust Fund (LHTF)

Description of the Work:

Project Type: LHTF Program funding will be used to promote the development and/or preservation of affordable housing for households at or below 80 percent of the area median income, with at least 30 percent of the LHTF Program funding used to assist households with incomes at or below 30 percent of the area median.

Activity: Owner-occupied housing rehabilitation and down payment assistance

Background: Great River Housing, Inc. will focus its LHTF Program award on providing owner-occupied rehabilitation assistance to homeowners and down payment assistance to homebuyers. Matching funds will be provided through cash contributions from Des Moines, Henry, Lee, and Louisa Counties; the cities of Burlington, Keokuk, and Mount Pleasant; local lenders; and the Southeast Iowa Regional Planning Commission.

Progress of the Work:

Complete – 32 Affordable Housing Units Assisted

Estimated Completion Date of the Project:

Project Complete as of 12/31/14 Report

Total Estimated Cost of the Project:

\$316,319

List of All Revenue Sources Being Used to Fund the Project:

SHTF Local Housing Trust Fund Program	\$252,719
Local Match - Counties	\$37,500
Local Match - Cities	\$17,500
Local Match - Banks	\$2,250
Local Match - SEIRPC	\$6,350
TOTAL SOURCES	\$316,319

Amount of Funds Expended:

\$252,719

Amount of Funds Obligated:

\$252,719

Grantee: Council Bluffs Housing Trust Fund, Inc. (SHTF #12-24)
Location: City of Council Bluffs
Project: Local Housing Trust Fund (LHTF)

Description of the Work:

Project Type: LHTF Program funding will be used to promote the development and/or preservation of affordable housing for households at or below 80 percent of the area median income, with at least 30 percent of the LHTF Program funding used to assist households with incomes at or below 30 percent of the area median.

Activity: Owner-occupied and rental housing rehabilitation, expansion of the local single-family rental housing stock, demolition for affordable housing redevelopment, homeownership assistance, and homebuyer and tenant education

Background: The Council Bluffs Housing Trust Fund will utilize its LHTF Program funding for a variety of activities including owner-occupied and rental housing rehabilitation assistance, expansion of the local single-family rental housing stock, demolition of blighted or unsafe properties for affordable housing development, homeownership assistance, and homebuyer and tenant education. Matching funds will be provided through a cash contribution from the Iowa West Foundation and donated in-kind administrative services from the city of Council Bluffs.

Progress of the Work:

Complete – 50 Affordable Housing Units Assisted

Estimated Completion Date of the Project:

Project Complete as of 6/30/14 Report

Total Estimated Cost of the Project:

\$176,619

List of All Revenue Sources Being Used to Fund the Project:

SHTF Local Housing Trust Fund Program	\$137,230
City of Council Bluffs - In-Kind Administration	\$13,230
Iowa West Foundation	\$25,731
TOTAL SOURCES	\$176,619

Amount of Funds Expended:

\$137,230

Amount of Funds Obligated:

\$137,230

Grantee: Housing Fund for Linn County (SHTF #12-25)
Location: Area Served: Linn County
Project: Local Housing Trust Fund (LHTF)

Description of the Work:

Project Type: LHTF Program funding will be used to promote the development and/or preservation of affordable housing for households at or below 80 percent of the area median income, with at least 30 percent of the LHTF Program funding used to assist households with incomes at or below 30 percent of the area median.

Activity: Affordable housing promotion through owner or rental property demolition/clearance, development, reconstruction, or rehabilitation; homeownership assistance; rental assistance; transitional housing; and homelessness assistance

Background: The Housing Fund for Linn County will promote the provision of affordable housing in a variety of ways under its Housing Assistance Plan. Eligible activities will include demolition / clearance, development, reconstruction, or rehabilitation for rental and owner-occupied housing; homeownership assistance; rental assistance including for security deposits and utilities; transitional housing; and housing for the homeless. Matching funds will be provided through cash contributions from the city of Cedar Rapids, a Federal Home Loan Bank of Des Moines Affordable Housing Program grant, local lenders, and an area law firm.

Progress of the Work:

Complete – 129 Affordable Housing Units Assisted

Estimated Completion Date of the Project:

Project Complete as of 6/30/14 Report

Total Estimated Cost of the Project:

\$405,277

List of All Revenue Sources Being Used to Fund the Project:

SHTF Local Housing Trust Fund Program	\$306,226
Bradley & Riley, PC	\$1,000
US Bank	\$2,000
Bankers Trust	\$250
City of Cedar Rapids	\$5,000
Federal Home Loan Bank AHP	\$90,801
TOTAL SOURCES	\$405,277

Amount of Funds Expended:

\$306,226

Amount of Funds Obligated:

\$306,226

Annual Infrastructure Report – 2014
Iowa Finance Authority
State Housing Trust Fund (SHTF) FY2012

Grantee: East Central Iowa Housing Trust Fund (SHTF #12-26)
Location: *Counties Served: Benton, Iowa, Jones, and Washington*
Project: Local Housing Trust Fund (LHTF)

Description of the Work:

Project Type: LHTF Program funding will be used to promote the development and/or preservation of affordable housing for households at or below 80 percent of the area median income, with at least 30 percent of the LHTF Program funding used to assist households with incomes at or below 30 percent of the area median.

Activity: Affordable housing promotion through owner or rental property demolition/clearance, development, reconstruction, or rehabilitation; homeownership assistance; rental assistance; transitional housing; and homelessness assistance

Background: The East Central Iowa Housing Trust Fund (ECIHTF) will promote the provision of affordable housing in a variety of ways under its Housing Assistance Plan. Eligible activities will include demolition / clearance, development, reconstruction, or rehabilitation for rental and owner-occupied housing; homeownership assistance; rental assistance including for security deposits and utilities; transitional housing; and housing for the homeless. Matching funds will be provided through cash contributions from Benton County, Washington County, and a Federal Home Loan Bank of Des Moines Affordable Housing Program grant.

Progress of the Work:

Complete – 73 Affordable Housing Units Assisted

Estimated Completion Date of the Project:

Project Complete as of 6/30/14 Report

Total Estimated Cost of the Project:

\$288,948

List of All Revenue Sources Being Used to Fund the Project:

SHTF Local Housing Trust Fund Program	\$229,773
Benton County	\$2,500
Washington County	\$4,000
Federal Home Loan Bank AHP	\$52,675
TOTAL SOURCES	\$288,948

Amount of Funds Expended:

\$229,773

Amount of Funds Obligated:

\$229,773

Grantee: COG Housing, Inc. (SHTF #12-27)
Location: *Counties Served: Audubon, Carroll, Crawford, Greene, Guthrie and Sac*
Project: Local Housing Trust Fund (LHTF)

Description of the Work:

Project Type: LHTF Program funding will be used to promote the development and/or preservation of affordable housing for households at or below 80 percent of the area median income, with at least 30 percent of the LHTF Program funding used to assist households with incomes at or below 30 percent of the area median.

Activity: Lead hazard remediation, owner-occupied rehabilitation, down payment assistance, emergency relocation expenses, and foreclosure prevention assistance

Background: COG Housing, Inc. will use its LHTF Program award to assist low-income households through a combination of grants and low-interest loans. Eligible activities will include lead hazard remediation, owner-occupied rehabilitation, down payment assistance for homebuyers, and emergency relocation and foreclosure prevention assistance. Matching funds will be provided through cash contributions from all six counties to be served through the trust fund, local lenders, and the Region XII Council of Governments.

Progress of the Work:

Complete – 35 Affordable Housing Units Assisted

Estimated Completion Date of the Project:

Project Complete as of 12/31/12 Report

Total Estimated Cost of the Project:

\$299,970

List of All Revenue Sources Being Used to Fund the Project:

SHTF Local Housing Trust Fund Program	\$219,671
Region XII COG RLF	\$58,799
Audubon County	\$3,000
Carroll County	\$3,000
Crawford County	\$3,000
Greene County	\$3,000
Guthrie County	\$3,000
Sac County	\$3,000
Area Banks	\$3,000
Owner provided funds	\$500
TOTAL SOURCES	\$299,970

Amount of Funds Expended:

\$219,671

Amount of Funds Obligated:

\$219,671

Grantee: Chariton Valley Regional Housing Trust Fund, Inc. (SHTF #12-28)
Location: *Counties Served: Appanoose, Lucas, Monroe, and Wayne*
Project: Local Housing Trust Fund (LHTF)

Description of the Work:

Project Type: LHTF Program funding will be used to promote the development and/or preservation of affordable housing for households at or below 80 percent of the area median income, with at least 30 percent of the LHTF Program funding used to assist households with incomes at or below 30 percent of the area median.

Activity: Owner-occupied housing rehabilitation and removal of blighted properties for future redevelopment

Background: The Chariton Valley Regional Housing Trust Fund, Inc. (CVRHTF) will focus its LHTF Program award on providing assistance for owner-occupied housing rehabilitation and removal of blighted properties for future housing development. Matching funds will be provided through cash contributions from the cities of Centerville, Albia, Corydon, Lucas, Seymour, Promise City; Wayne County; and several local lenders, area businesses, and residents.

Progress of the Work:

Complete – 14 Affordable Housing Units Assisted

Estimated Completion Date of the Project:

Project Complete as of 12/31/13 Report

Total Estimated Cost of the Project:

\$226,448

List of All Revenue Sources Being Used to Fund the Project:

SHTF Local Housing Trust Fund Program	\$181,158
Local Match - Cash	\$40,290
Local Match - PR Lind Company In-Kind	\$5,000
TOTAL SOURCES	\$226,448

Amount of Funds Expended:

\$181,158

Amount of Funds Obligated:

\$181,158

Grantee: Habitat for Humanity of Mid-Iowa, Inc. f/k/a Jasper County Habitat for Humanity (SHTF #12-01)
Location: Mingo (Jasper County)
Project: Project-Based Housing Program

Description of the Work:

Project Type: Homeownership

Activity: New construction of affordable housing

Background: Habitat for Humanity of Mid-Iowa, Inc. f/k/a Jasper County Habitat for Humanity is awarded a \$50,000 Project-Based Housing Program grant to help construct one affordable single-family home in Mingo. The new home will be sold to a qualified low-income family. The identified partner family will receive financial, home repair, homeownership, and foreclosure prevention education and must also complete the required hours of sweat equity prior to closing on the home. Habitat for Humanity of Iowa will administer the grant. The Project-Based Housing Program award will be used to help finance construction costs.

Progress of the Work:

Complete – 1 Affordable Housing Unit Assisted

Estimated Completion Date of the Project:

Project Complete as of 6/30/13 Report

Total Estimated Cost of the Project:

\$116,128

List of All Revenue Sources Being Used to Fund the Project:

SHTF Project-Based Housing Program	\$50,000
Central Iowa Regional Housing Authority	\$10,000
Mingo Economic Development Commission	\$14,350
Softwood Lumber (HFHI)	\$9,044
Individual / Corporate / Organization Donations	\$11,382
Vendor In-Kind Materials & Services	\$4,026
Cash on hand (Habitat Affiliate Building Fund)	\$17,326
TOTAL SOURCES	\$116,128

Amount of Funds Expended:

\$50,000

Amount of Funds Obligated:

\$50,000

Grantee: Oakville Volunteer Corporation (SHTF #12-02)
Location: Oakville (Louisa County)
Project: Project-Based Housing Program

Description of the Work:

Project Type: Homeownership

Activity: Acquisition of housing property, rehabilitation, and resale for affordable housing

Background: The Oakville Volunteer Foundation is awarded a \$15,000 grant to help acquire and rehabilitate an affordable single-family flood-impacted home located at 307 2nd Street. The proposed project is part of a larger effort to rebuild Oakville after the devastating damage the community sustained during the natural disasters of 2008 in which more than 100 housing units were lost. Despite the significant loss of housing, TriOak Foods committed to maintain its headquarters in Oakville and continues to employ nearly 75 employees in the community. To help address TriOak’s need for workforce housing, the Oakville Volunteer Foundation plans to acquire, rehabilitate, and resell approximately 25 of the homes that the city will own after completion of the buyouts funded through the Community Development Block Grant program. Six homes have been rehabilitated and sold to date. The home to be assisted with Project-Based funding is located outside the 100 year flood plain and will be sold to an eligible household at or below 80 percent of the area median income. The Southeast Iowa Regional Planning Commission will administer the grant. The Project-Based Housing Program award will be used to help finance rehabilitation costs.

Progress of the Work:

0 Affordable Housing Units Assisted – Grant repaid in full December 2013

Estimated Completion Date of the Project:

Project Complete as of 12/31/13 Report

Total Estimated Cost of the Project:

\$89,000

List of All Revenue Sources Being Used to Fund the Project:

SHTF Project-Based Housing Program	\$15,000
Oakville Volunteer Foundation	\$74,000
TOTAL SOURCES	\$89,000

Amount of Funds Expended:

\$0 – Grant repaid in full December 2013

Amount of Funds Obligated:

\$0 – Grant repaid in full December 2013

Grantee: Iowa Heartland Habitat for Humanity (SHTF #12-03)
Location: Waterloo (Black Hawk County)
Project: Project-Based Housing Program

Description of the Work:

Project Type: Homeownership

Activity: Acquisition of housing property, rehabilitation, and resale for affordable housing

Background: Iowa Heartland Habitat for Humanity is awarded a \$50,000 grant to help acquire a vacant home located at 1515 East Mitchell in Waterloo for rehabilitation and resale to a partner family. The home to be assisted with Project-Based funding will be sold to an eligible household at or below 60 percent of the area median income. Iowa Heartland Habitat for Humanity is celebrating its 21st year of successful affordable home building and the completion of 100 homes, as the nonprofit organization strives to complete 10 to 12 homes annually in its service area covering the following counties: Black Haw, Bremer, and Butler. The Project-Based Housing Program award will be used to help finance acquisition and/or rehabilitation costs.

Progress of the Work:

Complete – 1 Affordable Housing Unit Assisted

Estimated Completion Date of the Project:

Project Complete as of 6/30/13 Report

Total Estimated Cost of the Project:

\$117,432

List of All Revenue Sources Being Used to Fund the Project:

SHTF Project-Based Housing Program	\$50,000
Iowa Heartland Habitat for Humanity Cash Reserves	\$67,432
TOTAL SOURCES	\$117,432

Amount of Funds Expended:

\$50,000

Amount of Funds Obligated:

\$50,000

Grantee: Northeast Iowa Community Action Corporation (SHTF #12-29)
Location: Waukon (Allamakee County)
Project: Project-Based Housing Program

Description of the Work:

Project Type: Rental - Lease Purchase

Activity: New construction of affordable housing

Background: Northeast Iowa Community Action Corporation (NEICAC) is awarded a \$50,000 grant to assist in the construction of a three-bedroom single-family home on an infill lot in Waukon as part of the nonprofit organization’s lease-purchase program. The home initially will be rented to a low-income household who will prepare for homeownership with the benefit of counseling received from NEICAC’s NeighborWorks America certified homebuyer educator. Participating families are expected to be ready for home purchase within one to three years. NEICAC has completed four previous phases of its successful lease-purchase program, constructing a total of 15 homes to date at scattered-site locations throughout NEICAC’s community action region. The Project-Based Housing Program award will be used to help finance construction costs.

Progress of the Work:

Complete – 1 Affordable Housing Unit Assisted

Estimated Completion Date of the Project:

Project Complete as of 6/30/13 Report

Total Estimated Cost of the Project:

\$165,289

List of All Revenue Sources Being Used to Fund the Project:

SHTF Project-Based Housing Program	\$50,000
HOME Program	\$70,000
NEICAC Construction Loan Fund	\$30,289
NEICAC Local Housing Fund	\$10,000
City of Waukon	\$5,000
TOTAL SOURCES	\$165,289

Amount of Funds Expended:

\$50,000

Amount of Funds Obligated:

\$50,000

Grantee: **Habitat for Humanity of Marion County (SHTF #12-30)**
Location: **Knoxville (Marion County)**
Project: **Project-Based Housing Program**

Description of the Work:

Project Type: Homeownership

Activity: New construction of affordable housing

Background: Habitat for Humanity of Marion County is awarded a \$50,000 grant to help construct one affordable single-family home in Knoxville. The new home will be sold to a low-income family and will be built to meet ENERGY STAR and Iowa Green Streets criteria. The identified partner family will receive financial, home repair, homeownership, and foreclosure prevention education and must also complete the required hours of sweat equity prior to closing on the home. Habitat for Humanity of Iowa will administer the grant. The Project-Based Housing Program award will be used to help finance construction costs.

Progress of the Work:

Complete – 1 Affordable Housing Unit Assisted

Estimated Completion Date of the Project:

Project Complete as of 6/30/12 Report

Total Estimated Cost of the Project:

\$125,878

List of All Revenue Sources Being Used to Fund the Project:

Project-Based Housing Program	\$50,000
City of Knoxville (donated land)	\$13,640
HOME	\$35,000
Donations/Cash on hand	\$10,275
Gifts in kind	\$16,693
TOTAL SOURCES	\$125,878

Amount of Funds Expended:

\$50,000

Amount of Funds Obligated:

\$50,000

Grantee: Iowa Valley Habitat for Humanity (SHTF #12-31)
Location: Tipton (Cedar County)
Project: Project-Based Housing Program

Description of the Work:

Project Type: Homeownership

Activity: New construction of affordable housing

Background: Iowa Valley Habitat for Humanity is awarded a \$50,000 grant to help construct an affordable single-family home in Tipton. The new home will be sold to a low-income family and will be built to meet ENERGY STAR and Iowa Green Streets criteria. Iowa Valley Habitat for Humanity received the build site through the donation of property on which the Lynn Street Trailer Park was previously located. The remaining trailer homes were vacant at the time of the donation and were properly demolished. The site is being replatted into five single-family lots, with one home to be constructed under the proposed project. The city of Tipton has agreed to donate infrastructure for the redevelopment project by upgrading and installing new water, sanitary sewer, and gas mains along with a new electric primary line. The identified Habitat for Humanity partner family will receive financial, home repair, homeownership, and foreclosure prevention education. Each adult family member must also complete 250 hours of sweat equity prior to closing on the home. The Project-Based Housing Program award will be used to help finance construction costs.

Progress of the Work:

Complete – 1 Affordable Housing Unit Assisted

Estimated Completion Date of the Project:

Project Complete as of 12/31/12 Report

Total Estimated Cost of the Project:

\$150,547

List of All Revenue Sources Being Used to Fund the Project:

Project-Based Housing Program	\$50,000
Iowa Valley Habitat for Humanity	\$41,434
HOME	\$35,000
Local Fundraising	\$8,987
Gifts in Kind	\$9,126
City of Tipton donated utility removal / replacement	\$6,000
TOTAL SOURCES	\$150,547

Amount of Funds Expended:

\$50,000

Amount of Funds Obligated:

\$50,000

Grantee: Hope Haven, Inc. (SHTF #12-32)
Location: Burlington (Des Moines County)
Project: Project-Based Housing Program

Description of the Work:
Project Type: Rental

Activity: Acquisition of housing property and rehabilitation for affordable housing

Background: Hope Haven Area Development Center Corporation is awarded a \$50,000 grant to assist in the acquisition and rehabilitation of an existing single-family home in Burlington to provide affordable rental housing for persons with disabilities. The project will provide housing integrated in the community for three adults with developmental disabilities who are eligible for the Medicaid Home and Community Based Services (HCBS) Waiver. Appropriate supportive services based upon a tenant’s individual needs will be delivered on-site by a service provider selected by the tenant. Hope Haven Area Development Center Corporation has made a purchase offer on a property that has been rehabilitated through the Neighborhood Stabilization Program, but the home requires additional rehabilitation to fully meet the safety and handicapped accessibility needs of the targeted HCBS Waiver eligible population. Rehabilitation expenses will be paid for by the Hope Haven Area Development Center Corporation. The Project-Based Housing Program award will be used to help finance acquisition costs.

Progress of the Work:
 Complete – 3 Affordable Housing Units Assisted

Estimated Completion Date of the Project:
 Project Complete as of 12/31/12 Report

Total Estimated Cost of the Project:
 \$94,204

List of All Revenue Sources Being Used to Fund the Project:

SHTF Project-Based Housing Program	\$50,000
Hope Haven Area Development Center Corp.	\$38,920
TOTAL SOURCES	\$94,204

Amount of Funds Expended:
 \$50,000

Amount of Funds Obligated:
 \$50,000

Grantee: Hope Haven, Inc. (SHTF #12-33)
Location: Rock Rapids (Lyon County)
Project: Project-Based Housing Program

Description of the Work:

Project Type: Rental

Activity: Acquisition of existing market-rate housing property to create new affordable housing units

Background: Hope Haven is awarded a \$50,000 grant to assist in the acquisition of an existing single-family home in Rock Rapids to provide affordable rental housing for persons with disabilities. The project will provide housing integrated in the community for four adults with developmental disabilities who are eligible for the Medicaid Home and Community Based Services (HCBS) Waiver. Appropriate supportive services based upon a tenant’s individual needs will be delivered on-site by a service provider selected by the tenant. Although the applicant is eligible for the requested \$50,000 grant, only a \$5,183 grant award is recommended because no additional Fiscal Year 2012 Project-Based Housing Program funding remains available. IFA staff offered to hold the application until such time as additional funding becomes available under the program, but Hope Haven declined that offer and agreed to accept a \$5,183 grant at this time due to the immediate need for this housing option in Rock Rapids. The Project-Based Housing Program award will be used to help finance acquisition costs.

Progress of the Work:

Complete – 4 Affordable Housing Units Assisted

Estimated Completion Date of the Project:

Project Complete as of 6/30/12 Report

Total Estimated Cost of the Project:

\$121,500

List of All Revenue Sources Being Used to Fund the Project:

SHTF Project-Based Housing Program	\$5,183
Hope Haven, Inc.	\$116,317
TOTAL SOURCES	\$121,500

Amount of Funds Expended:

\$5,183

Amount of Funds Obligated:

\$5,183

Grantee: Floyd County Housing Trust Fund (SHTF #13-04)
Location: Area Served: Floyd County
Project: Local Housing Trust Fund (LHTF)

Description of the Work:

Project Type: LHTF Program funding will be used to promote the development and/or preservation of affordable housing for households at or below 80 percent of the area median income, with at least 30 percent of the LHTF Program funding used to assist households with incomes at or below 30 percent of the area median.

Activity: Furnace replacement program

Background: The Floyd County Housing Trust Fund will utilize its LHTF Program award to implement a county-wide furnace replacement program for low-income households. Priority will be given to extremely low-income homeowners. Matching funds will be provided through a cash contribution from the Charles City Area Development Corporation.

Progress of the Work:

Complete – 24 Affordable Housing Units Assisted

Estimated Completion Date of the Project:

Project Complete as of 6/30/13 Report

Total Estimated Cost of the Project:

\$80,290

List of All Revenue Sources Being Used to Fund the Project:

SHTF Local Housing Trust Fund Program	\$46,303
Charles City Area Development Corporation	\$33,987
TOTAL SOURCES	\$80,290

Amount of Funds Expended:

\$46,303

Amount of Funds Obligated:

\$46,303

Annual Infrastructure Report – 2014
Iowa Finance Authority
State Housing Trust Fund (SHTF) FY2013

Grantee: NIACOG Housing Trust Fund, Inc. (SHTF #13-05)
Location: Area Served: Cerro Gordo County
Project: Local Housing Trust Fund (LHTF)

Description of the Work:

Project Type: LHTF Program funding will be used to promote the development and/or preservation of affordable housing for households at or below 80 percent of the area median income, with at least 30 percent of the LHTF Program funding used to assist households with incomes at or below 30 percent of the area median.

Activity: Owner-occupied housing rehabilitation and emergency repairs and rental housing rehabilitation

Background: The NIACOG Housing Trust Fund, Inc. will focus its LHTF Program award on financing emergency repairs for owner-occupied housing and the rehabilitation of both owner-occupied and rental properties. Matching funds will be provided through cash contributions from local lenders and boards of realtors.

Progress of the Work:

Complete – 17 Affordable Housing Units Assisted

Estimated Completion Date of the Project:

Project Complete as of 12/31/14 Report

Total Estimated Cost of the Project:

\$180,773

List of All Revenue Sources Being Used to Fund the Project:

SHTF Local Housing Trust Fund Program	\$74,151
Cerro Gordo County	\$1,000
North Iowa Community Credit Union	\$1,000
Northwoods State Bank	\$500
Wells Fargo Foundation	\$15,000
Mercy - City Lehigh Family Credit Union	\$1,000
Clear Lake Bank & Trust	\$1,000
Landlord Match	\$36,946
Federal Home Loan Bank AHP	\$48,945
Homeowners	\$1,231
TOTAL SOURCES	\$180,773

Amount of Funds Expended:

\$74,151

Amount of Funds Obligated:

\$74,151

Annual Infrastructure Report – 2014
Iowa Finance Authority
State Housing Trust Fund (SHTF) FY2013

Grantee: Northwest Iowa Regional Housing Trust Fund, Inc. (SHTF #13-06)
Location: *Counties Served: Buena Vista, Emmet, Lyon, O'Brien, Osceola, and Sioux*
Project: Local Housing Trust Fund (LHTF)

Description of the Work:

Project Type: LHTF Program funding will be used to promote the development and/or preservation of affordable housing for households at or below 80 percent of the area median income, with at least 30 percent of the LHTF Program funding used to assist households with incomes at or below 30 percent of the area median.

Activity: Owner-occupied housing rehabilitation

Background: The Northwest Iowa Regional Housing Trust Fund, Inc. (NWIRHTF) will focus its LHTF Program award on assisting low-income homeowners in its service area through the financing of needed repairs and rehabilitation of the region's aging housing stock, including emergency repairs and lead-hazard reduction activities. Matching funds will be provided through cash contributions from Buena Vista, Emmet, Lyon, O'Brien, Osceola, and Sioux Counties and an in-kind administrative contribution from the Northwest Iowa Planning and Development Commission.

Progress of the Work:

24 Affordable Housing Units Assisted as of 12/31/14

Estimated Completion Date of the Project:

December 31, 2015

Total Estimated Cost of the Project:

\$339,634

List of All Revenue Sources Being Used to Fund the Project:

SHTF Local Housing Trust Fund Program	\$271,707
Local Match - Cash (Counties)	\$50,946
Local Match - In-Kind (NWIPDC)	\$16,981
TOTAL SOURCES	\$339,634

Amount of Funds Expended:

\$158,947

Amount of Funds Obligated:

\$271,707

Grantee: Southern Iowa COG Housing Trust Fund (SHTF #13-07)
Location: *Counties Served: Adair, Adams, Clarke, Decatur, Madison, Ringgold, Taylor and Union*
Project: Local Housing Trust Fund (LHTF)

Description of the Work:

Project Type: LHTF Program funding will be used to promote the development and/or preservation of affordable housing for households at or below 80 percent of the area median income, with at least 30 percent of the LHTF Program funding used to assist households with incomes at or below 30 percent of the area median.

Activity: Owner-occupied rehabilitation and rehabilitation in support of homeownership, first-time homebuyer assistance, transitional and special needs housing activities (including assisted living), infrastructure for new development and infill housing, lead-based paint remediation, demolition and lot clearance for new construction, and rental projects

Background: The Southern Iowa COG Housing Trust Fund will focus its LHTF Program efforts on seven affordable housing activities: owner-occupied rehabilitation / rehabilitation in support of homeownership, first-time homebuyer assistance, transitional / special needs housing (including assisted living), infrastructure for new development / infill housing, lead-based paint remediation, demolition and lot clearance for new construction, and rental projects. Matching funds have been committed by the Southern Iowa Council of Governments.

Progress of the Work:

Complete – 246 Affordable Housing Units Assisted

Estimated Completion Date of the Project:

Project Complete as of 12/31/14 Report

Total Estimated Cost of the Project:

\$305,144

List of All Revenue Sources Being Used to Fund the Project:

SHTF Local Housing Trust Fund Program	\$244,115
Southern Iowa Council of Governments	\$61,029
TOTAL SOURCES	\$305,144

Amount of Funds Expended:

\$135,243.56 (remaining balance to be disbursed in January 2015)

Amount of Funds Obligated:

\$244,115

Annual Infrastructure Report – 2014
Iowa Finance Authority
State Housing Trust Fund (SHTF) FY2013

Grantee: Northeast Iowa Regional Housing Trust Fund (SHTF #13-08)
Location: *Counties Served: Allamakee, Clayton, Howard, and Winneshiek*
Project: Local Housing Trust Fund (LHTF)

Description of the Work:

Project Type: LHTF Program funding will be used to promote the development and/or preservation of affordable housing for households at or below 80 percent of the area median income, with at least 30 percent of the LHTF Program funding used to assist households with incomes at or below 30 percent of the area median.

Activity: Owner-occupied and rental rehabilitation, first-time homebuyer assistance

Background: The Northeast Iowa Regional Housing Trust Fund (NEIRHTF) will use its LHTF Program award to assist in the preservation of affordable rental and owner-occupied housing in its service area. Proposed funding activities will address the repair and rehabilitation of the region’s aging housing stock and first-time homebuyer assistance. Matching funds will be provided through cash contributions from Allamakee, Howard, and Winneshiek Counties; the cities of New Albin, Postville, Guttenberg, Garnavillo, Elkader, Protivin, Cresco, Calmar, Ossian, and Fort Atkinson; and Freedom Bank.

Progress of the Work: Complete – 49 Affordable Housing Units Assisted

Estimated Completion Date of the Project: Project Complete as of 12/31/14 Report

Total Estimated Cost of the Project: \$300,581

List of All Revenue Sources Being Used to Fund the Project:

SHTF Local Housing Trust Fund Program	\$238,081
Allamakee County Supervisors	\$10,000
Freedom Bank	\$2,000
City of Postville	\$2,500
Clayton County Supervisors / Development Group	\$2,000
City of McGregor	\$5,000
City of Monona	\$5,000
Peoples State Bank	\$2,000
Howard County Supervisors	\$10,000
City of Cresco	\$5,000
Winneshiek County Supervisors	\$10,000
City of Ossian	\$1,000
Allamakee County Foundation	\$3,000
City of Calmar	\$1,000
Bank of the West	\$1,500
City of Decorah	\$2,500
TOTAL SOURCES	\$300,581

Amount of Funds Expended:
 \$238,081

Amount of Funds Obligated:
 \$238,081

Grantee: Region 6 Housing Trust Fund (SHTF #13-09)
Location: Counties Served: Hardin, Marshall, Poweshiek, and Tama
Project: Local Housing Trust Fund (LHTF)

Description of the Work:

Project Type: LHTF Program funding will be used to promote the development and/or preservation of affordable housing for households at or below 80 percent of the area median income, with at least 30 percent of the LHTF Program funding used to assist households with incomes at or below 30 percent of the area median.

Activity: Owner-occupied and rental rehabilitation, down payment and closing costs assistance program, new construction in partnership with Habitat for Humanity, and homeless or homeless prevention assistance

Background: The Region 6 Housing Trust Fund will utilize its LHTF Program award to provide assistance for low-income residents dealing with a variety of housing needs by assisting with the rehabilitation of owner-occupied and rental housing and down payment and closing costs assistance for homebuyers. The Region 6 Housing Trust Fund may also provide funding for the new construction of affordable housing but only in partnership with Habitat for Humanity. Homeless shelters are also eligible applicants for assistance. Matching funds will be provided through cash contributions from Hardin, Marshall, Poweshiek, and Tama Counties and the Tama County Community Foundation.

Progress of the Work:

Complete – 23 Affordable Housing Units Assisted

Estimated Completion Date of the Project:

Project Complete as of 12/31/14 Report

Total Estimated Cost of the Project:

\$337,329

List of All Revenue Sources Being Used to Fund the Project:

SHTF Local Housing Trust Fund Program	\$269,863
Tama County	\$12,636
Poweshiek County	\$13,451
Hardin County	\$12,470
Marshall County	\$28,909
TOTAL SOURCES	\$337,329

Amount of Funds Expended:

\$269,863

Amount of Funds Obligated:

\$269,863

Grantee: Fayette County Local Housing Trust Fund (SHTF #13-10)
Location: Area Served: Fayette County
Project: Local Housing Trust Fund (LHTF)

Description of the Work:

Project Type: LHTF Program funding will be used to promote the development and/or preservation of affordable housing for households at or below 80 percent of the area median income, with at least 30 percent of the LHTF Program funding used to assist households with incomes at or below 30 percent of the area median.

Activity: Owner-occupied and rental housing rehabilitation

Background: The Fayette County Local Housing Trust Fund will focus its LHTF Program award on assisting low-income households in Fayette County through the financing of needed repairs and rehabilitation of the county’s aging housing stock. Both owner-occupied and rental rehabilitation will be eligible activities, although the focus of the LHTF is anticipated to be on assisting existing homeowners with rehabilitation work to their single-family homes. Matching funds will be provided through cash contributions from the cities of Oelwein and West Union.

Progress of the Work:

Complete – 13 Affordable Housing Units Assisted

Estimated Completion Date of the Project:

Project Complete as of 12/31/14 Report

Total Estimated Cost of the Project:

\$86,303

List of All Revenue Sources Being Used to Fund the Project:

SHTF Local Housing Trust Fund Program	\$50,880
City of Oelwein	\$12,923
City of Hawkeye	\$500
Fayette County	\$2,000
NEI Charitable Foundation	\$20,000
TOTAL SOURCES	\$86,303

Amount of Funds Expended:

\$50,880

Amount of Funds Obligated:

\$50,880

Annual Infrastructure Report – 2014
Iowa Finance Authority
State Housing Trust Fund (SHTF) FY2013

Grantee: Iowa Northland Regional Housing Council LHTF (SHTF #13-11)
Location: *Counties Served: Black Hawk (excluding the cities of Waterloo and Cedar Falls), Bremer, Buchanan, Butler, Chickasaw and Grundy*
Project: Local Housing Trust Fund (LHTF)

Description of the Work:

Project Type: LHTF Program funding will be used to promote the development and/or preservation of affordable housing for households at or below 80 percent of the area median income, with at least 30 percent of the LHTF Program funding used to assist households with incomes at or below 30 percent of the area median.

Activity: Rehabilitation of owner-occupied housing in rural areas, single-family housing development, and rental housing rehabilitation

Background: The Iowa Northland Regional Housing Council (INRHC) LHTF will focus its efforts on the following activities: a partnership with three agencies located in Bremer and Buchanan Counties to repair or remodel housing for persons with disabilities; a partnership with Iowa Heartland Habitat for Humanity to build a single-family home in either Bremer County or Butler County; a partnership with Northeast Iowa Community Action Corporation to assist in the construction of a new home in Chickasaw County for lease-purchase; a partnership with USDA Rural Development to provide needed roof and other repairs to affordable rental housing in Butler County; and an owner-occupied housing rehabilitation program for homeowners living in rural areas. Matching funds will be provided through cash contributions from the partner agencies and the Iowa Northland Regional Housing Council.

Progress of the Work:

Complete – 93 Affordable Housing Units Assisted

Estimated Completion Date of the Project:

Project Complete as of 12/31/14 Report

Total Estimated Cost of the Project:

\$361,771

List of All Revenue Sources Being Used to Fund the Project:

SHTF Local Housing Trust Fund Program	\$283,417
Larrabee Center	\$6,000
Community Based Services	\$6,000
Iowa Heartland Habitat for Humanity	\$9,000
Northeast Iowa Community Action Corporation	\$9,000
USDA Rural Development	\$15,000
Iowa Northland Regional Housing Council	\$33,354
TOTAL SOURCES	\$361,771

Amount of Funds Expended:

\$283,417

Amount of Funds Obligated:

\$283,417

Grantee: Lakes Community Land Trust (SHTF #13-12)
Location: Area Served: Dickinson County
Project: Local Housing Trust Fund (LHTF)

Description of the Work:

Project Type: LHTF Program funding will be used to promote the development and/or preservation of affordable housing for households at or below 80 percent of the area median income, with at least 30 percent of the LHTF Program funding used to assist households with incomes at or below 30 percent of the area median.

Activity: Homeownership assistance through the community land trust model; assistance to provide housing for persons receiving services under a Home and Community Based Services Medicaid Waiver; and repair and handicapped accessibility improvement assistance for seniors, persons with disabilities, or shelters serving the homeless

Background: The Lakes Community Land Trust will utilize its LHTF Program funding for homeownership support for low-income households by buying down the cost of new or rehabilitated homes through the community land trust model and to help local agencies provide affordable rental housing for persons receiving services under a Home and Community Based Services Medicaid Waiver. The Lakes Community Land Trust will also provide assistance to extremely low-income households through its Shelter Grant Program for nonprofit organizations providing housing to homeless persons or persons with disabilities and its Legacy Homes Program to assist seniors or others living on fixed incomes make home repairs and handicapped accessibility improvements to their homes. Matching funds will be provided through a cash contribution from Dickinson County.

Progress of the Work:

Deobligated – Grant Agreement closed

Estimated Completion Date of the Project:

Deobligated – Grant Agreement closed

Total Estimated Cost of the Project:

\$0

List of All Revenue Sources Being Used to Fund the Project:

SHTF Local Housing Trust Fund Program	\$0
Dickinson County TIF/LMI	\$0
TOTAL SOURCES	\$0

Amount of Funds Expended:

\$0

Amount of Funds Obligated:

\$0 (\$46,667 award Deobligated – Grant Agreement closed)

Grantee: Southwest Iowa Housing Trust Fund, Inc. (SHTF #13-13)
Location: *Counties Served: Cass, Fremont, Harrison, Mills, Montgomery, Page, Pottawattamie (excluding the city of Council Bluffs) and Shelby*
Project: Local Housing Trust Fund (LHTF)

Description of the Work:

Project Type: LHTF Program funding will be used to promote the development and/or preservation of affordable housing for households at or below 80 percent of the area median income, with at least 30 percent of the LHTF Program funding used to assist households with incomes at or below 30 percent of the area median.

Activity: Owner-occupied and rental rehabilitation for extremely low-income households; down payment assistance; lead-based paint stabilization activities; demolition of blighted properties; and homeowner education

Background: The Southwest Iowa Housing Trust Fund will utilize its LHTF Program award to provide down payment assistance for low-income households and owner-occupied and rental rehabilitation assistance for extremely low-income households. In addition, lead-based paint stabilization assistance to eliminate lead-based paint hazards in owner-occupied and rental units will be provided. Local matching funds will also be utilized to finance a demolition program to remove dilapidated housing in the region. Matching funds have been committed by the Southwest Iowa Planning Council.

Progress of the Work:

Complete – 53 Affordable Housing Units Assisted

Estimated Completion Date of the Project:

Project Complete as of 12/31/14 Report

Total Estimated Cost of the Project:

\$370,189

List of All Revenue Sources Being Used to Fund the Project:

SHTF Local Housing Trust Fund Program	\$296,151
SWIPCO / Local Match	\$74,038
TOTAL SOURCES	\$370,189

Amount of Funds Expended:

\$296,151

Amount of Funds Obligated:

\$296,151

Grantee: Homeward Housing Trust Fund (SHTF #13-14)
Location: *Counties Served: Calhoun, Franklin, Hancock, Humboldt, Kossuth, Mitchell, Palo Alto, Pocahontas, Winnebago, Worth and Wright*
Project: Local Housing Trust Fund (LHTF)

Description of the Work:

Project Type: LHTF Program funding will be used to promote the development and/or preservation of affordable housing for households at or below 80 percent of the area median income, with at least 30 percent of the LHTF Program funding used to assist households with incomes at or below 30 percent of the area median.

Activity: Homebuyer assistance and owner-occupied and rental rehabilitation

Background: The Homeward Housing Trust Fund will utilize its LHTF Program award to continue its homeownership assistance program for low-income households, offering down payment and closing cost assistance for homebuyers and assistance with minor home repairs for existing homeowners. Repair assistance for rental property owners may also be offered. Matching funds will be provided through a cash contribution from Homeward, Inc.

Progress of the Work:

Complete – 71 Affordable Housing Units Assisted

Estimated Completion Date of the Project:

Project Complete as of 6/30/14 Report

Total Estimated Cost of the Project:

\$364,062

List of All Revenue Sources Being Used to Fund the Project:

SHTF Local Housing Trust Fund Program	\$291,249
Homeward, Inc.	\$72,813
TOTAL SOURCES	\$364,062

Amount of Funds Expended:

\$291,249

Amount of Funds Obligated:

\$291,249

Annual Infrastructure Report – 2014
Iowa Finance Authority
State Housing Trust Fund (SHTF) FY2013

Grantee: Scott County Housing Council (SHTF #13-15)
Location: Area Served: Scott and Muscatine Counties
Project: Local Housing Trust Fund (LHTF)

Description of the Work:

Project Type: LHTF Program funding will be used to promote the development and/or preservation of affordable housing for households at or below 80 percent of the area median income, with at least 30 percent of the LHTF Program funding used to assist households with incomes at or below 30 percent of the area median.

Activity: Down payment / closing costs assistance, first and second mortgages; new construction of single-family homes and multifamily housing units; rehabilitation of single-family homes and multifamily housing units; emergency homeless shelter support; capacity building grants for housing agencies

Background: The Scott County Housing Council (SCHC) will incorporate LHTF Program funding into its grant/revolving loan fund, to which all Scott County nonprofit housing service providers and for-profit developers are eligible to apply in support of their affordable housing efforts. Assisted projects will promote the goals of the two-year strategic plan adopted by the Quad Cities Housing Cluster, which addresses the area’s full continuum of housing needs. In 2010, the SCHC expanded its geographic service area to include Muscatine County and provides LHTF Program administrative services for the Muscatine Housing Cluster (MHC). The MHC’s mission is to provide funding that will promote its annual plan goals through owner-occupied housing rehabilitation, down payment assistance for first-time homebuyers, and capacity building grants for its affordable housing partner agencies. Matching funds have been provided through cash contributions from the Riverboat Development Authority, the Scott County Regional Authority, Scott County; the cities of Davenport, Bettendorf, and Muscatine; and various local lenders and community resources.

Progress of the Work: Complete – 568 Affordable Housing Units Assisted

Estimated Completion Date of the Project: Project Complete as of 12/31/14 Report

Total Estimated Cost of the Project: \$1,022,048

List of All Revenue Sources Being Used to Fund the Project:

SHTF Local Housing Trust Fund Program	\$382,969
Riverboat Development Authority	\$100,000
Scott County Regional Authority	\$80,000
Scott County, Davenport and Bettendorf	\$22,000
THE National Bank	\$5,000
Quad City Bank and Trust	\$1,000
Southeast National Bank	\$250
Wells Fargo Bank, NA	\$15,000
Agency leverage	\$407,149
City of Muscatine and WE LEAD	\$6,180
Magnus Trust	\$2,500
TOTAL SOURCES	\$1,022,048

Amount of Funds Expended: \$382,969

Amount of Funds Obligated: \$382,969

Grantee: Clay County Local Housing Trust Fund, Inc. (SHTF #13-16)
Location: Area Served: Clay County
Project: Local Housing Trust Fund (LHTF)

Description of the Work:

Project Type: LHTF Program funding will be used to promote the development and/or preservation of affordable housing for households at or below 80 percent of the area median income, with at least 30 percent of the LHTF Program funding used to assist households with incomes at or below 30 percent of the area median.

Activity: Owner-occupied housing rehabilitation

Background: The Clay County Local Housing Trust Fund will focus its LHTF Program award on assisting low-income households through the financing of needed repairs and rehabilitation of the county’s aging owner-occupied housing stock. Providing assistance for homeowners with incomes below 30 percent of the area median and handicapped accessibility improvements will be priorities. Matching funds will be provided through cash contributions from Clay County, Bethlehem Lutheran Church, and the Clay County Community Foundation as well as in-kind contributions of professional and administrative services.

Progress of the Work:

10 Affordable Housing Units Assisted as of 12/31/14

Estimated Completion Date of the Project:

June 30, 2015

Total Estimated Cost of the Project:

\$58,667

List of All Revenue Sources Being Used to Fund the Project:

SHTF Local Housing Trust Fund Program	\$46,667
Northwest Bank	\$1,000
State Bank	\$1,000
Clay County	\$5,000
Farmers Trust and Savings Bank	\$1,000
Community Bank	\$1,000
Home State Bank	\$1,000
Emagine LLC - In-Kind	\$500
Montgomery, Barry, Boevee, Barry - In-Kind	\$1,500
TOTAL SOURCES	\$58,667

Amount of Funds Expended:

\$26,433.75

Amount of Funds Obligated:

\$46,667

Grantee: City of Dubuque Housing Trust Fund (SHTF #13-17)
Location: Area Served: City of Dubuque
Project: Local Housing Trust Fund (LHTF)

Description of the Work:

Project Type: LHTF Program funding will be used to promote the development and/or preservation of affordable housing for households at or below 80 percent of the area median income, with at least 30 percent of the LHTF Program funding used to assist households with incomes at or below 30 percent of the area median.

Activity: Homeownership assistance, owner-occupied and rental rehabilitation

Background: The City of Dubuque Housing Trust Fund plans to continue to focus its LHTF Program funding on revitalization efforts in a blighted downtown neighborhood as part of the Washington: *Revitalize!* initiative. Proposed activities will promote increased homeownership opportunities as well as owner-occupied and rental housing rehabilitation. Loans and forgivable loans will be made to qualified households for home purchase and/or rehabilitation. Construction loans may also be made to nonprofit developers and contractors to acquire and rehabilitate properties for resale to qualified homebuyers. Matching funds will be provided through a cash contribution from the city of Dubuque’s general funds with additional dollars provided through the city’s Community Development Block Grant program.

Progress of the Work:

10 Affordable Housing Units Assisted as of 12/31/14

Estimated Completion Date of the Project:

June 30, 2015

Total Estimated Cost of the Project:

\$184,637

List of All Revenue Sources Being Used to Fund the Project:

SHTF Local Housing Trust Fund Program	\$147,637
City of Dubuque - General Fund	\$37,000
TOTAL SOURCES	\$184,637

Amount of Funds Expended:

\$110,678

Amount of Funds Obligated:

\$147,637

Grantee: Polk County Housing Trust Fund (SHTF #13-18)
Location: Area Served: Polk County
Project: Local Housing Trust Fund (LHTF)

Description of the Work:

Project Type: LHTF Program funding will be used to promote the development and/or preservation of affordable housing for households at or below 80 percent of the area median income, with at least 30 percent of the LHTF Program funding used to assist households with incomes at or below 30 percent of the area median.

Activity: Owner-occupied housing rehabilitation

Background: The Polk County Housing Trust Fund will utilize its LHTF Program award to help finance its owner-occupied housing repair program for low-income households. Matching funds will be provided through a cash contribution from Polk County.

Progress of the Work:

Complete – 230 Affordable Housing Units Assisted

Estimated Completion Date of the Project:

Project Complete as of 6/30/14 Report

Total Estimated Cost of the Project:

\$688,300

List of All Revenue Sources Being Used to Fund the Project:

SHTF Local Housing Trust Fund Program	\$550,640
Polk County	\$137,660
TOTAL SOURCES	\$688,300

Amount of Funds Expended:

\$550,640

Amount of Funds Obligated:

\$550,640

Annual Infrastructure Report – 2014
Iowa Finance Authority
State Housing Trust Fund (SHTF) FY2013

Grantee: AHEAD Regional Housing Trust Fund (SHTF #13-19)
Location: *Counties Served: Davis, Jefferson, Keokuk, Mahaska, Van Buren, and Wapello*
Project: Local Housing Trust Fund (LHTF)

Description of the Work:

Project Type: LHTF Program funding will be used to promote the development and/or preservation of affordable housing for households at or below 80 percent of the area median income, with at least 30 percent of the LHTF Program funding used to assist households with incomes at or below 30 percent of the area median.

Activity: Owner-occupied rehabilitation and urgent repair programs; rental rehabilitation; rental assistance; and affordable housing initiatives with an emphasis on transitional housing including demolition / redevelopment, new construction, and special projects

Background: The AHEAD Regional Housing Trust Fund will utilize its LHTF Program grant award to potentially assist in the following activities: owner-occupied rehabilitation and urgent repair programs; rental rehabilitation; rental assistance; and affordable housing initiatives with an emphasis on transitional housing, including demolition / redevelopment, new construction, and special projects. Matching funds will be provided through a cash contribution from the Area XV Regional Planning Commission and interest and fees earned by the LHTF. The original grant award request of \$246,683 was decreased to \$32,000 due to a lack of local match commitment documentation. Based upon the provided local match documentation, the AHEAD Regional Housing Trust Fund is eligible to receive a maximum award of \$32,000

Progress of the Work:

Complete – 130 Affordable Housing Units Assisted

Estimated Completion Date of the Project:

Project Complete as of 12/31/14 Report

Total Estimated Cost of the Project:

\$207,000

List of All Revenue Sources Being Used to Fund the Project:

SHTF Local Housing Trust Fund Program	\$165,600
First National Bank Midwest - Oskaloosa	\$100
Community First Bank - Keosauqua	\$1,000
Mahaska County Community Foundation	\$5,000
MidWestOne Bank	\$1,000
Southern Iowa Electric Cooperative	\$5,000
Community Foundation of Van Buren County	\$5,000
Area 15 Regional Planning Commission	\$20,000
AHEAD RHTF - fees / interest / repayments	\$4,300
TOTAL SOURCES	\$207,000

Amount of Funds Expended:

\$165,600

Amount of Funds Obligated:

\$165,600

Grantee: COG Housing, Inc. (SHTF #13-20)
Location: *Counties Served: Audubon, Carroll, Crawford, Greene, Guthrie and Sac*
Project: Local Housing Trust Fund (LHTF)

Description of the Work:

Project Type: LHTF Program funding will be used to promote the development and/or preservation of affordable housing for households at or below 80 percent of the area median income, with at least 30 percent of the LHTF Program funding used to assist households with incomes at or below 30 percent of the area median.

Activity: Lead hazard remediation, owner-occupied rehabilitation, down payment assistance, emergency relocation expenses, and foreclosure prevention assistance

Background: COG Housing, Inc. will use its LHTF Program award to assist low-income households through a combination of grants and low-interest loans. Eligible activities will include lead hazard remediation, owner-occupied rehabilitation, down payment assistance for homebuyers, and emergency relocation and foreclosure prevention assistance. Matching funds will be provided through cash contributions from all six counties to be served through the trust fund, local lenders, and the Region XII Council of Governments.

Progress of the Work:

Complete – 33 Affordable Housing Units Assisted

Estimated Completion Date of the Project:

Project Complete as of 6/30/14 Report

Total Estimated Cost of the Project:

\$376,626

List of All Revenue Sources Being Used to Fund the Project:

SHTF Local Housing Trust Fund Program	\$249,671
Region XII COG RLF / FHLB AHP	\$97,721
Audubon County	\$3,000
Carroll County	\$3,000
Crawford County	\$3,000
Greene County	\$3,000
Guthrie County	\$3,000
Sac County	\$3,000
Area Banks	\$4,700
Community Opportunities Disaster	\$2,534
TOTAL SOURCES	\$372,626

Amount of Funds Expended:

\$249,671

Amount of Funds Obligated:

\$249,671

Grantee: Great River Housing, Inc. (SHTF #13-21)
Location: *Counties Served: Des Moines, Henry, Lee, and Louisa*
Project: Local Housing Trust Fund (LHTF)

Description of the Work:

Project Type: LHTF Program funding will be used to promote the development and/or preservation of affordable housing for households at or below 80 percent of the area median income, with at least 30 percent of the LHTF Program funding used to assist households with incomes at or below 30 percent of the area median.

Activity: Owner-occupied housing rehabilitation and down payment assistance

Background: Great River Housing, Inc. will focus its LHTF Program award on providing owner-occupied rehabilitation assistance to homeowners and down payment assistance to homebuyers. Matching funds will be provided through cash contributions from Des Moines, Henry, Lee, and Louisa Counties; the cities of Burlington, Keokuk, and Mount Pleasant; local lenders; and the Southeast Iowa Regional Planning Commission.

Progress of the Work:

12 Affordable Housing Units Assisted as of 12/31/13

Estimated Completion Date of the Project:

December 31, 2015

Total Estimated Cost of the Project:

\$354,469

List of All Revenue Sources Being Used to Fund the Project:

SHTF Local Housing Trust Fund Program	\$282,719
Local Match - Counties	\$37,500
Local Match - Cities	\$22,500
Local Match – Banks and private donations	\$1,750
Local Match - SEIRPC	\$10,000
TOTAL SOURCES	\$354,469

Amount of Funds Expended:

\$170,000

Amount of Funds Obligated:

\$282,719

Grantee: Council Bluffs Housing Trust Fund, Inc. (SHTF #13-22)
Location: City of Council Bluffs
Project: Local Housing Trust Fund (LHTF)

Description of the Work:

Project Type: LHTF Program funding will be used to promote the development and/or preservation of affordable housing for households at or below 80 percent of the area median income, with at least 30 percent of the LHTF Program funding used to assist households with incomes at or below 30 percent of the area median.

Activity: Owner-occupied and rental housing rehabilitation, expansion of the local single-family rental housing stock, demolition for affordable housing redevelopment, homeownership assistance, and homebuyer and tenant education

Background: The Council Bluffs Housing Trust Fund will utilize its LHTF Program funding for a variety of activities including owner-occupied and rental housing rehabilitation assistance, expansion of the local single-family rental housing stock, demolition of blighted or unsafe properties for affordable housing development, homeownership assistance, and homebuyer and tenant education. Matching funds will be provided through a cash contribution from the Iowa West Foundation and donated in-kind administrative services from the city of Council Bluffs.

Progress of the Work:

138 Affordable Housing Units Assisted as of 12/31/14

Estimated Completion Date of the Project:

June 30, 2015

Total Estimated Cost of the Project:

\$265,288

List of All Revenue Sources Being Used to Fund the Project:

SHTF Local Housing Trust Fund Program	\$152,230
City of Council Bluffs	\$23,789
Iowa West Foundation (2011 3rd Quarter #17)	\$14,269
Iowa West Foundation (Proposed Grant)	\$75,000
TOTAL SOURCES	\$265,288

Amount of Funds Expended:

\$78,703.60

Amount of Funds Obligated:

\$152,230

Annual Infrastructure Report – 2014
Iowa Finance Authority
State Housing Trust Fund (SHTF) FY2013

Grantee: East Central Iowa Housing Trust Fund (SHTF #13-23)
Location: Counties Served: Benton, Iowa, Jones, and Washington
Project: Local Housing Trust Fund (LHTF)

Description of the Work:

Project Type: LHTF Program funding will be used to promote the development and/or preservation of affordable housing for households at or below 80 percent of the area median income, with at least 30 percent of the LHTF Program funding used to assist households with incomes at or below 30 percent of the area median.

Activity: Affordable housing promotion through owner or rental property demolition/clearance, development, reconstruction, or rehabilitation; homeownership assistance; rental assistance; transitional housing; and homelessness assistance

Background: The East Central Iowa Housing Trust Fund (ECIHTF) will promote the provision of affordable housing in a variety of ways under its Housing Assistance Plan. Eligible activities will include demolition / clearance, development, reconstruction, or rehabilitation for rental and owner-occupied housing; homeownership assistance; rental assistance including for security deposits and utilities; transitional housing; and housing for the homeless. Matching funds will be provided through cash contributions from Benton County, Washington County, and a Federal Home Loan Bank of Des Moines Affordable Housing Program grant.

Progress of the Work:

45 Affordable Housing Units Assisted as of 12/31/14

Estimated Completion Date of the Project:

June 30, 2015

Total Estimated Cost of the Project:

\$324,743

List of All Revenue Sources Being Used to Fund the Project:

SHTF Local Housing Trust Fund Program	\$259,773
Jones County	\$1,420
ECICOG - In-Kind	\$3,550
Hawkeye Area Community Action Program, Inc.	\$60,000
TOTAL SOURCES	\$324,743

Amount of Funds Expended:

\$147,497.02

Amount of Funds Obligated:

\$259,773

Grantee: **Housing Trust Fund of Johnson County (SHTF #13-24)**
Location: *Area Served: Johnson County*
Project: **Local Housing Trust Fund (LHTF)**

Description of the Work:

Project Type: LHTF Program funding will be used to promote the development and/or preservation of affordable housing for households at or below 80 percent of the area median income, with at least 30 percent of the LHTF Program funding used to assist households with incomes at or below 30 percent of the area median.

Activity: Revolving loan fund to support affordable housing activities with preference for projects that create or preserve affordable rental housing and projects serving lower income populations

Background: The Housing Trust Fund of Johnson County (HTFJC) will incorporate LHTF Program funding into its existing revolving loan fund to support the development and preservation of affordable owner-occupied, rental, transitional, and emergency shelter housing in Johnson County. Businesses, individuals, nonprofit organizations, and governmental entities are eligible to apply for financing through the HTFJC’s loan program. Matching funds will be provided through cash contributions from Johnson County; the HTFJC (through fees earned); and the cities of Coralville, North Liberty, and Iowa City.

Progress of the Work:

42 Affordable Housing Units Assisted as of 12/31/14

Estimated Completion Date of the Project:

March 31, 2015

Total Estimated Cost of the Project:

\$313,882

List of All Revenue Sources Being Used to Fund the Project:

SHTF Local Housing Trust Fund Program	\$250,882
Local Match	\$63,000
TOTAL SOURCES	\$313,882

Amount of Funds Expended:

\$236,171.85

Amount of Funds Obligated:

\$250,882

Grantee: Housing Fund for Linn County (SHTF #13-25)
Location: Area Served: Linn County
Project: Local Housing Trust Fund (LHTF)

Description of the Work:

Project Type: LHTF Program funding will be used to promote the development and/or preservation of affordable housing for households at or below 80 percent of the area median income, with at least 30 percent of the LHTF Program funding used to assist households with incomes at or below 30 percent of the area median.

Activity: Affordable housing promotion through owner or rental property demolition/clearance, development, reconstruction, or rehabilitation; homeownership assistance; rental assistance; transitional housing; and homelessness assistance

Background: The Housing Fund for Linn County will promote the provision of affordable housing in a variety of ways under its Housing Assistance Plan. Eligible activities will include demolition / clearance, development, reconstruction, or rehabilitation for rental and owner-occupied housing; homeownership assistance; rental assistance including for security deposits and utilities; transitional housing; and housing for the homeless. Matching funds will be provided through cash contributions from the city of Cedar Rapids, a Federal Home Loan Bank of Des Moines Affordable Housing Program grant, local lenders, and an area law firm.

Progress of the Work:

54 Affordable Housing Units Assisted as of 12/31/14

Estimated Completion Date of the Project:

June 30, 2015

Total Estimated Cost of the Project:

\$414,126

List of All Revenue Sources Being Used to Fund the Project:

SHTF Local Housing Trust Fund Program	\$331,226
Local Match	\$82,900
TOTAL SOURCES	\$414,126

Amount of Funds Expended:

\$229,781

Amount of Funds Obligated:

\$331,226

Grantee: Dallas County Local Housing Trust Fund, Inc. (SHTF #13-26)
Location: Area Served: Dallas County
Project: Local Housing Trust Fund (LHTF)

Description of the Work:

Project Type: LHTF Program funding will be used to promote the development and/or preservation of affordable housing for households at or below 80 percent of the area median income, with at least 30 percent of the LHTF Program funding used to assist households with incomes at or below 30 percent of the area median.

Activity: Owner-occupied housing rehabilitation

Background: The Dallas County Local Housing Trust Fund will utilize its LHTF Program award to continue its owner-occupied rehabilitation program for low-income households. The county will be split into four quadrants with funding to be equally distributed in each area. The trust fund maintains a waiting list for assistance. Matching funds will be provided through cash contributions from cities throughout the county and tax increment financing low- and moderate-income benefit proceeds from Dallas County.

Progress of the Work:

16 Affordable Housing Units Assisted as of 12/31/14

Estimated Completion Date of the Project:

June 30, 2015

Total Estimated Cost of the Project:

\$190,045

List of All Revenue Sources Being Used to Fund the Project:

SHTF Local Housing Trust Fund Program	\$152,036
Local Match	\$38,009
TOTAL SOURCES	\$190,045

Amount of Funds Expended:

\$152,036

Amount of Funds Obligated:

\$152,036

Grantee: Sioux City Housing Trust Fund, Inc. (SHTF #13-27)
Location: Area Served: City of Sioux City
Project: Local Housing Trust Fund (LHTF)

Description of the Work:

Project Type: LHTF Program funding will be used to promote the development and/or preservation of affordable housing for households at or below 80 percent of the area median income, with at least 30 percent of the LHTF Program funding used to assist households with incomes at or below 30 percent of the area median.

Activity: Single-family owner-occupied rehabilitation in the city’s urban renewal areas and a city-wide emergency repair program

Background: The Sioux City Housing Trust Fund will continue its use of LHTF Program funding for single family owner-occupied rehabilitation assistance for low-income households in the city’s urban renewal areas, providing qualified homeowners up to a maximum \$10,000 forgivable loan for rehabilitation and lead-based paint mitigation purposes. Funding will also be made available for a city-wide emergency repair program, providing qualified homeowners up to a maximum \$5,000 grant to finance the emergency repair of critical systems. The city will provide matching funds from its Community Development Block Grant (CDBG) allocation and in-kind administrative services.

Progress of the Work:

Complete – 32 Affordable Housing Units Assisted

Estimated Completion Date of the Project:

Project Complete as of 12/31/14 Report

Total Estimated Cost of the Project:

\$406,675

List of All Revenue Sources Being Used to Fund the Project:

SHTF Local Housing Trust Fund Program	\$172,684
Local Match - Donated Services (Sioux City)	\$7,938
Local Match – CDBG (Sioux City)	\$38,854
CDBG Housing Rehabilitation / Emergency Repair	\$187,199
TOTAL SOURCES	\$406,675

Amount of Funds Expended:

\$172,684

Amount of Funds Obligated:

\$172,684

Annual Infrastructure Report – 2014
Iowa Finance Authority
State Housing Trust Fund (SHTF) FY2013

Grantee: Chariton Valley Regional Housing Trust Fund, Inc. (SHTF #13-28)
Location: *Counties Served: Appanoose, Lucas, Monroe, and Wayne*
Project: Local Housing Trust Fund (LHTF)

Description of the Work:

Project Type: LHTF Program funding will be used to promote the development and/or preservation of affordable housing for households at or below 80 percent of the area median income, with at least 30 percent of the LHTF Program funding used to assist households with incomes at or below 30 percent of the area median.

Activity: Owner-occupied housing rehabilitation and removal of blighted properties for future redevelopment

Background: The Chariton Valley Regional Housing Trust Fund, Inc. (CVRHTF) will focus its LHTF Program award on providing assistance for owner-occupied housing rehabilitation and removal of blighted properties for future housing development. Matching funds will be provided through cash contributions from the cities of Centerville, Albia, Corydon, Lucas, Seymour, Promise City; Wayne County; and several local lenders, area businesses, and residents.

Progress of the Work:

9 Affordable Housing Units Assisted as of 12/31/14

Estimated Completion Date of the Project:

December 31, 2015

Total Estimated Cost of the Project:

\$273,270

List of All Revenue Sources Being Used to Fund the Project:

SHTF Local Housing Trust Fund Program	\$212,431
Local Match - Cash	\$60,839
TOTAL SOURCES	\$273,270

Amount of Funds Expended:

\$138,506.54

Amount of Funds Obligated:

\$212,431

Grantee: Fort Dodge Housing Agency (SHTF #13-01)
Location: Fort Dodge (Webster County)
Project: Project-Based Housing Program

Description of the Work:

Project Type: Homeownership

Activity: Acquisition of housing property, rehabilitation, and resale for affordable housing

Background: The Fort Dodge Housing Agency (FDHA) is awarded a \$50,000 grant to help assist in the rehabilitation of a single-family home in a Fort Dodge neighborhood targeted for revitalization. The bungalow style home is approximately 750 square feet in size and includes two bedrooms and one bathroom as well as a detached garage. The home will be sold to an eligible low-income family with FDHA's Section 8 Homeownership Program and Family Self-sufficiency Program participants targeted as potential homebuyers. The Project-Based Housing Program award will be used to help finance construction costs.

Progress of the Work:

Complete – 1 Affordable Housing Unit Assisted

Estimated Completion Date of the Project:

Project Complete as of 12/31/14 Report

Total Estimated Cost of the Project:

\$78,469

List of All Revenue Sources Being Used to Fund the Project:

SHTF Project-Based Housing Program	\$50,000
Fort Dodge Housing Agency	\$28,469
TOTAL SOURCES	\$78,469

Amount of Funds Expended:

\$50,000

Amount of Funds Obligated:

\$50,000

Grantee: Habitat for Humanity of Marion County (SHTF #13-02)
Location: Pleasantville (Marion County)
Project: Project-Based Housing Program

Description of the Work:

Project Type: Homeownership

Activity: Acquisition of housing property, rehabilitation, and resale for affordable housing

Background: Habitat for Humanity of Marion County is awarded a \$50,000 grant to help acquire and rehabilitate a vacant single-family home located at 410 East Monroe Street in Pleasantville for resale to a low-income family. The identified partner family for this home is a retired veteran caring for her three grandchildren, the youngest of whom has been diagnosed with autism and an intellectual disability. The family has already completed more than the required 250 sweat equity hours and will receive financial, home repair, homeownership, and foreclosure prevention education prior to closing on the home. The Project-Based Housing Program grant award will be used to help finance acquisition and/or rehabilitation costs.

Progress of the Work:

Complete – 1 Affordable Housing Unit Assisted

Estimated Completion Date of the Project:

Project Complete as of 6/30/13 Report

Total Estimated Cost of the Project:

\$109,040

List of All Revenue Sources Being Used to Fund the Project:

Project-Based Housing Program	\$50,000
Habitat for Humanity of Marion County (cash)	\$59,040
TOTAL SOURCES	\$109,040

Amount of Funds Expended:

\$50,000

Amount of Funds Obligated:

\$50,000

Grantee: Habitat for Humanity of Mitchell County (SHTF #13-03)
Location: Osage (Mitchell County)
Project: Project-Based Housing Program

Description of the Work:

Project Type: Homeownership

Activity: New construction of affordable housing

Background: Habitat for Humanity of Mitchell County is awarded a \$50,000 grant to help construct a single-family home on a vacant, infill lot in Osage to be sold to a low-income family. The new ranch style home will include three bedrooms (potential for a fourth bedroom in the unfinished basement) and one bathroom. The identified partner family for this home is a single-mother with three children who are not adequately housed in their current living situation. The family will receive financial, home repair, homeownership, and foreclosure prevention education and must also complete the required hours of sweat equity prior to closing on the home. Habitat for Humanity of Iowa will administer the grant. The Project-Based Housing Program award will be used to help finance construction costs.

Progress of the Work:

Complete – 1 Affordable Housing Unit Assisted

Estimated Completion Date of the Project:

Project Complete as of 6/30/14 Report

Total Estimated Cost of the Project:

\$95,032

List of All Revenue Sources Being Used to Fund the Project:

Project-Based Housing Program	\$50,000
Habitat for Humanity of Mitchell County MMIA	\$28,900
Donations / Line of Credit	\$16,132
TOTAL SOURCES	\$95,032

Amount of Funds Expended:

\$50,000

Amount of Funds Obligated:

\$50,000

Grantee: Habitat for Humanity of Central Iowa (SHTF #13-30)
Location: Nevada (Story County)
Project: Project-Based Housing Program

Description of the Work:

Project Type: Homeownership

Activity: New construction of affordable housing

Background: Habitat for Humanity of Central Iowa is awarded a \$50,000 grant to help construct a single-family home on an infill lot in Nevada to be sold to a low-income family. The new 1,150 square feet ranch style home will include four bedrooms and two bathrooms. The identified partner family of six is not adequately housed in their current living situation. The family will receive financial, home repair, homeownership, and foreclosure prevention education and must also complete the required hours of sweat equity prior to closing on the home. Habitat for Humanity of Iowa will administer the grant. The Project-Based Housing Program award will be used to help finance construction costs.

Progress of the Work:

Complete – 1 Affordable Housing Unit Assisted

Estimated Completion Date of the Project:

Project Complete as of 6/30/14 Report

Total Estimated Cost of the Project:

\$138,793

List of All Revenue Sources Being Used to Fund the Project:

Project-Based Housing Program	\$50,000
U.S. Bank	\$6,000
3M	\$2,000
Ladd Donations	\$3,300
Lee Bayer-Shapiro Memorials	\$4,725
Donation letter / Garage sales	\$8,891
Land donations	\$33,900
Additional Donations and Cash on hand	\$29,977
TOTAL SOURCES	\$138,793

Amount of Funds Expended:

\$50,000

Amount of Funds Obligated:

\$50,000

Grantee: Habitat for Humanity of North Central Iowa (SHTF #13-31)
Location: Mason City (Cerro Gordo County)
Project: Project-Based Housing Program

Description of the Work:

Project Type: Homeownership

Activity: New construction of affordable housing

Background: Habitat for Humanity of North Central Iowa is awarded a \$50,000 grant to help construct two single-family homes on infill lots in Mason City to be sold to low-income families. The new 1,125 square feet ranch style homes will include four bedrooms and two bathrooms. The partner families will receive financial, home repair, homeownership, and foreclosure prevention education and must also complete the required hours of sweat equity prior to closing on the home. Habitat for Humanity of Iowa will administer the grant. The Project-Based Housing Program award will be used to help finance construction costs.

Progress of the Work:

1 Affordable Housing Unit Assisted as of 12/31/14 – Under Construction

Estimated Completion Date of the Project:

March 31, 2015

Total Estimated Cost of the Project:

\$190,480

List of All Revenue Sources Being Used to Fund the Project:

Project-Based Housing Program	\$50,000
NIACOG Jumpstart Disaster Assistance Program	\$52,500
Habitat for Humanity International Grant	\$60,000
In-Kind Donations	\$9,874
ReStore and Cash Donations	\$13,106
Lot Donation	\$5,000
TOTAL SOURCES	\$190,480

Amount of Funds Expended:

\$25,000

Amount of Funds Obligated:

\$50,000

Grantee: Iowa Heartland Habitat for Humanity (SHTF #13-34)
Location: Waterloo (Black Hawk County)
Project: Project-Based Housing Program

Description of the Work:

Project Type: Homeownership

Activity: New construction of affordable housing

Background: Iowa Heartland Habitat for Humanity is awarded a \$50,000 grant to help construct a single-family home on an infill lot in Waterloo to be sold to a low-income family. The new 1,150 square foot ranch style home will include three bedrooms and one bathroom. The partner family will receive financial, home repair, homeownership, and foreclosure prevention education and must also complete the required 330 hours of sweat equity prior to closing on the home. The Project-Based Housing Program award will be used to help finance construction costs.

Progress of the Work:

Complete –1 Affordable Housing Unit Assisted

Estimated Completion Date of the Project:

Project Complete as of 6/30/14 Report

Total Estimated Cost of the Project:

\$93,740

List of All Revenue Sources Being Used to Fund the Project:

Project-Based Housing Program	\$50,000
Iowa Heartland Habitat for Humanity cash reserves	\$17,700
Softwood Lumber Grant / HFHI	\$3,787
HFHI gifts in kind	\$3,350
Gypsum Supply Company gifts in kind	\$1,553
Ferguson Enterprises, Inc. gifts in kind	\$200
Redfern, Mason, Larsen & Moore, P.L.C. gifts in kind	\$600
New Century Telecommunications gifts in kind	\$550
Martinson Construction gifts in kind	\$15,300
First Christian Church gifts in kind	\$700
TOTAL SOURCES	\$93,740

Amount of Funds Expended:

\$50,000

Amount of Funds Obligated:

\$50,000

Grantee: Sioux City Housing Trust Fund, Inc. (SHTF #14-04)
Location: Area Served: City of Sioux City
Project: Local Housing Trust Fund (LHTF)

Description of the Work:

Project Type: LHTF Program funding will be used to promote the development and/or preservation of affordable housing for households at or below 80 percent of the area median income, with at least 30 percent of the LHTF Program funding used to assist households with incomes at or below 30 percent of the area median.

Activity: Single-family owner-occupied rehabilitation in the city’s urban renewal areas and city-wide emergency repair and barrier removal programs

Background: The Sioux City Housing Trust Fund will continue its use of LHTF Program funding for single family owner-occupied rehabilitation assistance for low-income households in the city’s urban renewal areas, providing qualified homeowners up to a maximum \$10,000 forgivable loan for rehabilitation and lead-based paint mitigation purposes. Funding will also be made available for a city-wide emergency repair program, providing qualified homeowners up to a maximum \$5,000 grant to finance the emergency repair of critical systems, and a city-wide barrier removal program, providing up to a maximum \$5,000 grant to construct ramps or other structures needed to create barrier free access to a housing unit occupied by a person with a disability. The city will provide matching funds from its Community Development Block Grant (CDBG) allocation and in-kind administrative services.

Progress of the Work:

25 Affordable Housing Units Assisted as of 12/31/14

Estimated Completion Date of the Project:

December 31, 2015

Total Estimated Cost of the Project:

\$469,394

List of All Revenue Sources Being Used to Fund the Project:

SHTF Local Housing Trust Fund Program	\$234,697
Local Match: Non-federal sources	\$5,868
Local Match: CDBG	\$52,807
CDBG	\$176,022
TOTAL SOURCES	\$469,394

Amount of Funds Expended:

\$164,424

Amount of Funds Obligated:

\$234,697

Grantee: City of Dubuque Housing Trust Fund (SHTF #14-05)
Location: Area Served: City of Dubuque
Project: Local Housing Trust Fund (LHTF)

Description of the Work:

Project Type: LHTF Program funding will be used to promote the development and/or preservation of affordable housing for households at or below 80 percent of the area median income, with at least 30 percent of the LHTF Program funding used to assist households with incomes at or below 30 percent of the area median.

Activity: Homeownership assistance, owner-occupied and rental rehabilitation, and acquisition / rehabilitation assistance for resale

Background: The City of Dubuque Housing Trust Fund plans to continue to focus its LHTF Program funding on revitalization efforts in a blighted downtown neighborhood as part of the Washington: *Revitalize!* initiative. Proposed activities will promote increased homeownership opportunities as well as owner-occupied and rental housing rehabilitation. Loans and forgivable loans will be made to qualified households for home purchase and/or rehabilitation. Construction loans may also be made to nonprofit developers and contractors to acquire and rehabilitate properties for resale to qualified homebuyers. Matching funds will be provided through a cash contribution from the city of Dubuque’s general fund.

Progress of the Work:

0 Affordable Housing Units Assisted as of 12/31/14

Estimated Completion Date of the Project:

December 31, 2015

Total Estimated Cost of the Project:

\$190,865

List of All Revenue Sources Being Used to Fund the Project:

SHTF Local Housing Trust Fund Program	\$190,865
City of Dubuque - General Fund	\$48,000
TOTAL SOURCES	\$238,865

Amount of Funds Expended:

\$0

Amount of Funds Obligated:

\$190,865

Grantee: Northwest Iowa Regional Housing Trust Fund, Inc. (SHTF #14-06)
Location: *Counties Served: Buena Vista, Emmet, Lyon, O'Brien, Osceola, and Sioux*
Project: Local Housing Trust Fund (LHTF)

Description of the Work:

Project Type: LHTF Program funding will be used to promote the development and/or preservation of affordable housing for households at or below 80 percent of the area median income, with at least 30 percent of the LHTF Program funding used to assist households with incomes at or below 30 percent of the area median.

Activity: Owner-occupied housing rehabilitation and agency awards

Background: The Northwest Iowa Regional Housing Trust Fund, Inc. (NWIRHTF) will focus its LHTF Program award on assisting low-income homeowners in its service area through the financing of needed repairs and rehabilitation of the region's aging housing stock, including emergency repairs and lead-hazard reduction activities. Agency awards will also be allowed for this same purpose or for projects promoting affordable homeownership or rental construction, conversion, and/or rehabilitation. Rental project awards to agencies may be targeted to transitional housing or housing for homeless persons. Matching funds will be provided through cash contributions from Buena Vista, Emmet, Lyon, O'Brien, Osceola, and Sioux Counties and an in-kind administrative contribution from the Northwest Iowa Planning and Development Commission.

Progress of the Work:

9 Affordable Housing Units Assisted as of 12/31/14

Estimated Completion Date of the Project:

December 31, 2015

Total Estimated Cost of the Project:

\$430,296

List of All Revenue Sources Being Used to Fund the Project:

SHTF Local Housing Trust Fund Program	\$344,237
Local Match - Cash Contributions	\$64,545
Local Match - In-Kind Contributions	\$21,514
TOTAL SOURCES	\$430,296

Amount of Funds Expended:

\$30,604

Amount of Funds Obligated:

\$344,237

Grantee: Floyd County Housing Trust Fund (SHTF #14-07)
Location: Area Served: Floyd County
Project: Local Housing Trust Fund (LHTF)

Description of the Work:

Project Type: LHTF Program funding will be used to promote the development and/or preservation of affordable housing for households at or below 80 percent of the area median income, with at least 30 percent of the LHTF Program funding used to assist households with incomes at or below 30 percent of the area median.

Activity: Furnace replacement program

Background: The Floyd County Housing Trust Fund will utilize its LHTF Program award to implement a county-wide furnace replacement program for low-income households. Priority will be given to extremely low-income homeowners. Matching funds will be provided through a cash contribution from the Charles City Area Development Corporation.

Progress of the Work:

Complete – 31 Affordable Housing Units Assisted

Estimated Completion Date of the Project:

Project Complete as of 6/30/14 Report

Total Estimated Cost of the Project:

\$102,700

List of All Revenue Sources Being Used to Fund the Project:

SHTF Local Housing Trust Fund Program	\$58,530
Charles City Area Development Corporation	\$44,170
TOTAL SOURCES	\$102,700

Amount of Funds Expended:

\$58,530

Amount of Funds Obligated:

\$58,530

Grantee: Southwest Iowa Housing Trust Fund, Inc. (SHTF #14-08)
Location: *Counties Served: Cass, Fremont, Harrison, Mills, Montgomery, Page, Pottawattamie (excluding the city of Council Bluffs) and Shelby*
Project: Local Housing Trust Fund (LHTF)

Description of the Work:

Project Type: LHTF Program funding will be used to promote the development and/or preservation of affordable housing for households at or below 80 percent of the area median income, with at least 30 percent of the LHTF Program funding used to assist households with incomes at or below 30 percent of the area median.

Activity: Owner-occupied and rental rehabilitation for extremely low-income households; down payment assistance; lead-based paint stabilization activities; demolition of blighted properties; and homeowner education

Background: The Southwest Iowa Housing Trust Fund will utilize its LHTF Program award to provide down payment assistance and owner-occupied and rental rehabilitation assistance for low-income households. In addition, lead-based paint stabilization assistance to eliminate lead-based paint hazards in owner-occupied and rental units will be provided. Local matching funds will also be utilized to finance a demolition program to remove dilapidated housing in the region. Matching funds have been committed by the Southwest Iowa Planning Council.

Progress of the Work:

32 Affordable Housing Units Assisted as of 12/31/14

Estimated Completion Date of the Project:

December 31, 2015

Total Estimated Cost of the Project:

\$483,768

List of All Revenue Sources Being Used to Fund the Project:

SHTF Local Housing Trust Fund Program	\$387,014
SWIPCO / Local Match	\$96,754
TOTAL SOURCES	\$483,768

Amount of Funds Expended:

\$136,728

Amount of Funds Obligated:

\$387,014

Grantee: Region 6 Housing Trust Fund (SHTF #14-09)
Location: Counties Served: Hardin, Marshall, Poweshiek, and Tama
Project: Local Housing Trust Fund (LHTF)

Description of the Work:

Project Type: LHTF Program funding will be used to promote the development and/or preservation of affordable housing for households at or below 80 percent of the area median income, with at least 30 percent of the LHTF Program funding used to assist households with incomes at or below 30 percent of the area median.

Activity: Owner-occupied and rental rehabilitation, new construction in partnership with Habitat for Humanity, and homeless or homeless prevention assistance

Background: The Region 6 Housing Trust Fund will utilize its LHTF Program award to provide assistance for low-income residents by assisting with the rehabilitation of owner-occupied and rental housing. The Region 6 Housing Trust Fund may also provide funding for the new construction of affordable housing but only in partnership with Habitat for Humanity. Homeless shelters are also eligible applicants for assistance. Matching funds will be provided through cash contributions from Hardin, Marshall, Poweshiek, and Tama Counties.

Progress of the Work:

9 Affordable Housing Units Assisted as of 12/31/14

Estimated Completion Date of the Project:

December 31, 2015

Total Estimated Cost of the Project:

\$426,263

List of All Revenue Sources Being Used to Fund the Project:

SHTF Local Housing Trust Fund Program	\$341,010
Hardin County	\$15,758
Marshall County	\$36,530
Poweshiek County	\$16,998
Tama County	\$15,967
TOTAL SOURCES	\$426,263

Amount of Funds Expended:

\$173,543

Amount of Funds Obligated:

\$341,010

Annual Infrastructure Report – 2014
Iowa Finance Authority
State Housing Trust Fund (SHTF) FY2014

Grantee: AHEAD Regional Housing Trust Fund (SHTF #14-10)
Location: Counties Served: Davis, Jefferson, Keokuk, Mahaska, Van Buren, and Wapello
Project: Local Housing Trust Fund (LHTF)

Description of the Work:

Project Type: LHTF Program funding will be used to promote the development and/or preservation of affordable housing for households at or below 80 percent of the area median income, with at least 30 percent of the LHTF Program funding used to assist households with incomes at or below 30 percent of the area median.

Activity: Owner-occupied rehabilitation and urgent repair programs; rental rehabilitation; tenant-based rental / utility deposit assistance; and affordable housing initiatives with an emphasis on new construction or special projects

Background: The AHEAD Regional Housing Trust Fund will utilize its LHTF Program grant award to potentially assist in the following activities: owner-occupied rehabilitation and urgent repair programs; rental rehabilitation; tenant-based rental / utility deposit assistance; and affordable housing initiatives with an emphasis on new construction or special projects such as transitional housing, Habitat for Humanity, or homelessness prevention. Matching funds will be provided through cash contributions from the participating counties, local lenders and community foundations, and interest and fees earned by the trust fund.

Progress of the Work:

73 Affordable Housing Units Assisted as of 12/31/14

Estimated Completion Date of the Project:

December 31, 2015

Total Estimated Cost of the Project:

\$220,294

List of All Revenue Sources Being Used to Fund the Project:

SHTF Local Housing Trust Fund Program	\$176,235.00
Davis County Community Foundation	\$2,500.00
Community 1st Bank - Keosauqua	\$1,000.00
Jefferson County Board of Supervisors	\$2,526.00
Davis County Board of Supervisors	\$1,313.00
Mahaska County Board of Supervisors	\$3,357.15
Keokuk County Board of Supervisors	\$2,102.20
Wapello County Board of Supervisors	\$7,125.00
Van Buren County Board of Supervisors	\$1,135.50
Ottumwa Regional Legacy Foundation	\$15,000.00
AHEAD RHTF - Local Funds	\$8,000.00
TOTAL SOURCES	\$220,293.85

Amount of Funds Expended:

\$152,888.47

Amount of Funds Obligated:

\$176,235

Grantee: Southern Iowa COG Housing Trust Fund (SHTF #14-11)
Location: *Counties Served: Adair, Adams, Clarke, Decatur, Madison, Ringgold, Taylor and Union*
Project: Local Housing Trust Fund (LHTF)

Description of the Work:

Project Type: LHTF Program funding will be used to promote the development and/or preservation of affordable housing for households at or below 80 percent of the area median income, with at least 30 percent of the LHTF Program funding used to assist households with incomes at or below 30 percent of the area median.

Activity: Owner-occupied rehabilitation and rehabilitation in support of homeownership, first-time homebuyer assistance, transitional and special needs housing activities (including assisted living), infrastructure for new development and infill housing, lead-based paint remediation, demolition and lot clearance for new construction, and rental projects

Background: The Southern Iowa COG Housing Trust Fund will focus its LHTF Program efforts on seven affordable housing activities: owner-occupied rehabilitation/rehabilitation in support of homeownership, first-time homebuyer assistance, transitional/special needs housing (including assisted living), infrastructure for new development/infill housing, lead-based paint remediation, demolition and lot clearance for new construction, and rental projects. Matching funds have been committed by the Southern Iowa Council of Governments.

Progress of the Work:

7 Affordable Housing Units Assisted as of 12/31/14

Estimated Completion Date of the Project:

December 31, 2015

Total Estimated Cost of the Project:

\$369,939

List of All Revenue Sources Being Used to Fund the Project:

SHTF Local Housing Trust Fund Program	\$295,951
Southern Iowa Council of Governments	\$73,988
TOTAL SOURCES	\$369,939

Amount of Funds Expended:

\$0

Amount of Funds Obligated:

\$295,951

Grantee: Homeward Housing Trust Fund (SHTF #14-12)
Location: *Counties Served: Calhoun, Franklin, Hancock, Humboldt, Kossuth, Mitchell, Palo Alto, Pocahontas, Winnebago, Worth and Wright*
Project: Local Housing Trust Fund (LHTF)

Description of the Work:

Project Type: LHTF Program funding will be used to promote the development and/or preservation of affordable housing for households at or below 80 percent of the area median income, with at least 30 percent of the LHTF Program funding used to assist households with incomes at or below 30 percent of the area median.

Activity: Homebuyer assistance, owner-occupied rehabilitation, and utility and rental deposit assistance

Background: The Homeward Housing Trust Fund will utilize its LHTF Program award to continue its homeownership assistance program for low-income households, offering down payment and closing cost assistance for homebuyers and assistance with home repairs for existing homeowners. Utility and rental deposit assistance will be available to extremely low-income households. Matching funds will be provided through a cash contribution from Homeward, Inc.

Progress of the Work:

78 Affordable Housing Units Assisted as of 12/31/14

Estimated Completion Date of the Project:

December 31, 2015

Total Estimated Cost of the Project:

\$473,045

List of All Revenue Sources Being Used to Fund the Project:

SHTF Local Housing Trust Fund Program	\$378,436
Homeward, Inc.	\$94,609
TOTAL SOURCES	\$473,045

Amount of Funds Expended:

\$332,935.69

Amount of Funds Obligated:

\$378,436

Grantee: COG Housing, Inc. (SHTF #14-13)
Location: *Counties Served: Audubon, Carroll, Crawford, Greene, Guthrie and Sac*
Project: Local Housing Trust Fund (LHTF)

Description of the Work:

Project Type: LHTF Program funding will be used to promote the development and/or preservation of affordable housing for households at or below 80 percent of the area median income, with at least 30 percent of the LHTF Program funding used to assist households with incomes at or below 30 percent of the area median.

Activity: Lead hazard remediation, owner-occupied rehabilitation, down payment assistance, emergency relocation expenses, and foreclosure prevention assistance

Background: COG Housing, Inc. will use its LHTF Program award to assist low-income households through a combination of grants and low-interest loans. Eligible activities will include lead hazard remediation, owner-occupied rehabilitation, down payment assistance for homebuyers, and emergency relocation and foreclosure prevention assistance. Matching funds will be provided through cash contributions from all six counties to be served through the trust fund, local lenders, and the Region XII Council of Governments.

Progress of the Work:

Complete – 40 Affordable Housing Units Assisted

Estimated Completion Date of the Project:

Project Complete as of 12/31/14 Report

Total Estimated Cost of the Project:

\$3418,300

List of All Revenue Sources Being Used to Fund the Project:

SHTF Local Housing Trust Fund Program	\$305,674
Local Match - Counties	\$18,000
Local Match - Local Banks	\$5,350
Local Match - Region XII RLF and FHLB AHP	\$89,276
TOTAL SOURCES	\$418,300

Amount of Funds Expended:

\$305,674

Amount of Funds Obligated:

\$305,674

Grantee: Scott County Housing Council (SHTF #14-14)
Location: Area Served: Scott and Muscatine Counties
Project: Local Housing Trust Fund (LHTF)

Description of the Work:

Project Type: LHTF Program funding will be used to promote the development and/or preservation of affordable housing for households at or below 80 percent of the area median income, with at least 30 percent of the LHTF Program funding used to assist households with incomes at or below 30 percent of the area median.

Activity: Down payment / closing costs assistance, first and second mortgages; new construction of single-family homes and multifamily housing units; rehabilitation of single-family homes and multifamily housing units; emergency homeless shelter support; capacity building grants for housing agencies

Background: The Scott County Housing Council (SCHC) will incorporate LHTF Program funding into its grant/revolving loan fund, to which all Scott County nonprofit housing service providers and for-profit developers are eligible to apply in support of their affordable housing efforts. Assisted projects will promote the goals of the two-year strategic plan adopted by the Quad Cities Housing Cluster, which addresses the area’s full continuum of housing needs. In 2010, the SCHC expanded its geographic service area to include Muscatine County and provides LHTF Program administrative services for the Muscatine Housing Cluster (MHC). The MHC’s mission is to provide funding that will promote its annual plan goals through owner-occupied housing rehabilitation, down payment assistance for first-time homebuyers, and capacity building grants for its affordable housing partner agencies. Matching funds have been provided through cash contributions from the Riverboat Development Authority, Scott County, the cities of Davenport and Bettendorf, and various local lenders and community resources.

Progress of the Work:

462 Affordable Housing Units Assisted as of 12/31/14

Estimated Completion Date of the Project: December 31, 2015

Total Estimated Cost of the Project: \$4,937,379

List of All Revenue Sources Being Used to Fund the Project:

SHTF Local Housing Trust Fund Program	\$538,946
SCHC Grant Pool and RLF as of 8/31/13	\$169,801
Riverboat Development Authority	\$100,000
Scott County Regional Authority	\$80,000
Scott County Regional Authority	\$80,060
Scott County, Cities of Davenport and Bettendorf	\$22,000
Quad City Bank and Trust	\$1,000
THE National Bank	\$2,500
Modern Woodman Bank	\$1,000
Wells Fargo Banks, NA	\$16,500
Additional leverage form SCHC	\$717,421
Agency leverage	\$3,203,651
City of Muscatine and Magnum Trust	\$4,500

Annual Infrastructure Report – 2014
Iowa Finance Authority
State Housing Trust Fund (SHTF) FY2014

TOTAL SOURCES	\$4,937,379
----------------------	--------------------

Amount of Funds Expended:

\$419,669.28

Amount of Funds Obligated:

\$538,946

Grantee: NIACOG Housing Trust Fund, Inc. (SHTF #14-15)
Location: Area Served: Cerro Gordo County
Project: Local Housing Trust Fund (LHTF)

Description of the Work:

Project Type: LHTF Program funding will be used to promote the development and/or preservation of affordable housing for households at or below 80 percent of the area median income, with at least 30 percent of the LHTF Program funding used to assist households with incomes at or below 30 percent of the area median.

Activity: New rental construction (Opportunity Village project)

Background: The NIACOG Housing Trust Fund, Inc. will focus its LHTF Program award on financing the development of an accessible four-unit home in Cerro Gordo County to serve persons with disabilities in partnership with Opportunity Village, a local nonprofit organization. The project will help Opportunity Village’s effort to decentralize its campus by providing new community-based housing options for persons with disabilities adhering to Olmstead principles. Matching funds will be provided through cash contributions from Opportunity Village.

Progress of the Work:

Complete – 4 Affordable Housing Units Assisted

Estimated Completion Date of the Project:

Project Complete as of 6/30/14 Report

Total Estimated Cost of the Project:

\$203,802

List of All Revenue Sources Being Used to Fund the Project:

SHTF Local Housing Trust Fund Program	\$107,264
Opportunity Village	\$96,538
TOTAL SOURCES	\$203,802

Amount of Funds Expended:

\$107,264

Amount of Funds Obligated:

\$107,264

Grantee: Northeast Iowa Regional Housing Trust Fund (SHTF #14-16)
Location: *Counties Served: Allamakee, Clayton, Howard, and Winneshiek*
Project: Local Housing Trust Fund (LHTF)

Description of the Work:

Project Type: LHTF Program funding will be used to promote the development and/or preservation of affordable housing for households at or below 80 percent of the area median income, with at least 30 percent of the LHTF Program funding used to assist households with incomes at or below 30 percent of the area median.

Activity: Owner-occupied and rental rehabilitation, first-time homebuyer assistance

Background: The Northeast Iowa Regional Housing Trust Fund (NEIRHTF) will use its LHTF Program award to assist in the preservation of affordable rental and owner-occupied housing in its service area. Proposed funding activities will address the repair and rehabilitation of the region’s aging housing stock and first-time homebuyer assistance. Matching funds will be provided through cash contributions from Allamakee, Clayton, Howard, and Winneshiek Counties; the cities of Postville, McGregor, Monona, Cresco, Ossian, Fort Atkinson, Strawberry Point, Elma, and Decorah; Howard County Tourism; and local banks as well as an in-kind administrative contribution from Howard County Economic Development.

Progress of the Work:

19 Affordable Housing Units Assisted as of 12/31/14

Estimated Completion Date of the Project:

December 31, 2015

Total Estimated Cost of the Project:

\$356,742

List of All Revenue Sources Being Used to Fund the Project:

SHTF Local Housing Trust Fund Program	\$285,392
Allamakee County Board of Supervisors	\$10,000
Freedom Bank	\$2,000
City of Postville	\$2,500
Clayton County Board of Supervisors	\$3,000
City of Monona	\$5,000
City of Strawberry Point	\$5,000
City of McGregor	\$5,000
Howard County Board of Supervisors	\$10,000
City of Cresco	\$5,000
City of Elma	\$1,000
Winneshiek County Board of Supervisors	\$10,000
City of Ossian	\$1,000
City of Fort Atkinson	\$500
City of Decorah	\$8,000
Howard County Tourism	\$2,000
Howard County Economic Development In-Kind	\$1,350
TOTAL SOURCES	\$356,742

Annual Infrastructure Report – 2014
Iowa Finance Authority
State Housing Trust Fund (SHTF) FY2014

Amount of Funds Expended:
\$75,017.99

Amount of Funds Obligated:
\$285,392

Grantee: Council Bluffs Housing Trust Fund, Inc. (SHTF #14-17)
Location: City of Council Bluffs
Project: Local Housing Trust Fund (LHTF)

Description of the Work:

Project Type: LHTF Program funding will be used to promote the development and/or preservation of affordable housing for households at or below 80 percent of the area median income, with at least 30 percent of the LHTF Program funding used to assist households with incomes at or below 30 percent of the area median.

Activity: Rental housing rehabilitation and new construction, homeownership direct assistance and rehabilitation and new construction, and homebuyer and tenant education

Background: The Council Bluffs Housing Trust Fund will utilize its LHTF Program funding to promote the development and preservation of affordable rental and homeownership housing units through the financing of rehabilitation, new construction, or direct assistance activities. The trust fund will also promote homebuyer and tenant education, including general maintenance information. Matching funds will be provided through cash contributions from the Iowa West Foundation and Pottawattamie County as well as donated legal services from a local law firm.

Progress of the Work:

15 Affordable Housing Units Assisted as of 12/31/14

Estimated Completion Date of the Project:

December 31, 2015

Total Estimated Cost of the Project:

\$248,629

List of All Revenue Sources Being Used to Fund the Project:

SHTF Local Housing Trust Fund Program	\$198,903
Iowa West Foundation	\$36,726
Pottawattamie County Board of Supervisors	\$6,000
Telpner Peterson Law Firm	\$7,000
TOTAL SOURCES	\$248,629

Amount of Funds Expended:

\$5,000

Amount of Funds Obligated:

\$198,903

Grantee: Fayette County Local Housing Trust Fund (SHTF #14-18)
Location: Area Served: Fayette County
Project: Local Housing Trust Fund (LHTF)

Description of the Work:

Project Type: LHTF Program funding will be used to promote the development and/or preservation of affordable housing for households at or below 80 percent of the area median income, with at least 30 percent of the LHTF Program funding used to assist households with incomes at or below 30 percent of the area median.

Activity: Owner-occupied and rental housing rehabilitation

Background: The Fayette County Local Housing Trust Fund will focus its LHTF Program award on assisting low-income households in Fayette County through the financing of needed repairs and rehabilitation of the county's aging housing stock. Both owner-occupied and rental rehabilitation will be eligible activities, although the focus of the LHTF is anticipated to be on assisting existing homeowners with rehabilitation work to their single-family homes. Matching funds will be provided through cash contributions from Fayette County and the cities of Oelwein and West Union.

Progress of the Work:

8 Affordable Housing Units Assisted as of 12/31/14

Estimated Completion Date of the Project:

December 31, 2015

Total Estimated Cost of the Project:

\$83,540

List of All Revenue Sources Being Used to Fund the Project:

SHTF Local Housing Trust Fund Program	\$66,540
City of Oelwein	\$11,000
City of West Union	\$4,000
Fayette County Board of Supervisors	\$2,000
TOTAL SOURCES	\$83,540

Amount of Funds Expended:

\$38,854.23

Amount of Funds Obligated:

\$66,540

Annual Infrastructure Report – 2014
Iowa Finance Authority
State Housing Trust Fund (SHTF) FY2014

Grantee: Iowa Northland Regional Housing Council LHTF (SHTF #14-19)
Location: *Counties Served: Black Hawk (excluding the cities of Waterloo and Cedar Falls), Bremer, Buchanan, Butler, Chickasaw and Grundy*
Project: Local Housing Trust Fund (LHTF)

Description of the Work:

Project Type: LHTF Program funding will be used to promote the development and/or preservation of affordable housing for households at or below 80 percent of the area median income, with at least 30 percent of the LHTF Program funding used to assist households with incomes at or below 30 percent of the area median.

Activity: Rehabilitation of owner-occupied housing in rural areas, single-family housing development for rental and homeownership, and rental housing and safe shelter rehabilitation

Background: The Iowa Northland Regional Housing Council (INRHC) LHTF will focus its efforts on partnering with the following: a Bremer County nonprofit agency to repair existing or create new rental housing for persons with disabilities; Iowa Heartland Habitat for Humanity to build or rehabilitate a single-family home; Cedar Valley Friends of the Family to help remodel a safe shelter for victims of domestic violence; Buchanan County Habitat for Humanity to help build or remodel a single-family home; Northeast Iowa Community Action Corporation to assist in the construction of a new home for lease-purchase; USDA Rural Development to provide needed roof and other repairs to affordable rental housing properties; and Iowa Northland Regional Council of Governments to administer an owner-occupied housing rehabilitation program for homeowners living in rural areas. Matching funds will be provided through cash contributions from the partner agencies and the Iowa Northland Regional Housing Council.

Progress of the Work:

76 Affordable Housing Units Assisted as of 12/31/14

Estimated Completion Date of the Project: December 31, 2015

Total Estimated Cost of the Project:

\$464,413

List of All Revenue Sources Being Used to Fund the Project:

Local Housing Trust Fund Program	\$364,730
Local Match: Larrabee Center	\$9,000
Local Match: Iowa Heartland Habitat for Humanity	\$9,000
Local Match: Cedar Valley Friends of the Family	\$5,000
Local Match: Buchanan County Habitat for Humanity	\$5,000
Local Match: NEICAC	\$9,000
Local Match: USDA Rural Development	\$24,000
Local Match: INRHC RLF	\$38,683
TOTAL SOURCES	\$464,413

Amount of Funds Expended:

\$146,473

Amount of Funds Obligated:

\$364,730

Annual Infrastructure Report – 2014
Iowa Finance Authority
State Housing Trust Fund (SHTF) FY2014

Grantee: Western Iowa Community Improvement Regional Housing Trust Fund (SHTF #14-20)
Location: *Counties Served: Cherokee, Ida, Monona, Plymouth and Woodbury*
Project: Local Housing Trust Fund (LHTF)

Description of the Work:

Project Type: LHTF Program funding will be used to promote the development and/or preservation of affordable housing for households at or below 80 percent of the area median income, with at least 30 percent of the LHTF Program funding used to assist households with incomes at or below 30 percent of the area median.

Activity: Owner-occupied housing rehabilitation, direct homebuyer assistance, housing for special needs populations including accessibility improvements, and capacity building awards to local housing agencies

Background: The Western Iowa Community Improvement Regional Housing Trust Fund (WICIRHTF) will focus its LHTF Program award on helping to preserve the region’s existing affordable housing stock by providing owner-occupied housing rehabilitation assistance. Additional trust fund priorities will include direct assistance to homebuyers as well as housing for special needs populations, which may include the financing of accessibility improvements for persons with disabilities. The WICIRHTF may also distribute funds through local housing partner agencies for eligible projects. Matching funds will be provided through cash contributions from Cherokee, Monona, Plymouth, and Woodbury Counties; the cities of Holstein and Ida Grove; and the Ida County Extension Council plus donated in-kind administrative services from the Siouxland Interstate Metropolitan Planning Council.

Progress of the Work: 18 Affordable Housing Units Assisted as of 12/31/14

Estimated Completion Date of the Project:
 December 31, 2015

Total Estimated Cost of the Project:
 \$379,777

List of All Revenue Sources Being Used to Fund the Project:

SHTF Local Housing Trust Fund Program	\$302,537
Siouxland Interstate Metropolitan Planning Council	\$1,240
Cherokee County	\$15,000
Monona County	\$15,000
Plymouth County	\$15,000
Woodbury County	\$15,000
City of Holstein	\$4,000
City of Ida Grove	\$4,000
Ida County Extension for cities of Arthur & Battle Creek	\$8,000
TOTAL SOURCES	\$379,777

Amount of Funds Expended:
 \$124,084.88

Amount of Funds Obligated:
 \$302,537

Grantee: Polk County Housing Trust Fund (SHTF #14-21)
Location: Area Served: Polk County
Project: Local Housing Trust Fund (LHTF)

Description of the Work:

Project Type: LHTF Program funding will be used to promote the development and/or preservation of affordable housing for households at or below 80 percent of the area median income, with at least 30 percent of the LHTF Program funding used to assist households with incomes at or below 30 percent of the area median.

Activity: Rental and owner-occupied housing rehabilitation, single-family development for homeownership, and rental housing development

Background: The Polk County Housing Trust Fund will utilize its LHTF Program award to help finance activities under its approved allocation plan including capital improvements to existing rental housing, owner-occupied housing repairs, single-family homeownership activities, and rental housing development. Matching funds will be provided through a cash contribution from Polk County.

Progress of the Work:

294 Affordable Housing Units Assisted as of 12/31/14

Estimated Completion Date of the Project:

December 31, 2015

Total Estimated Cost of the Project:

\$1,084,167

List of All Revenue Sources Being Used to Fund the Project:

SHTF Local Housing Trust Fund Program	\$867,333
Polk County	\$216,834
TOTAL SOURCES	\$1,084,167

Amount of Funds Expended:

\$714,457.07

Amount of Funds Obligated:

\$867,333

Grantee: Clay County Local Housing Trust Fund, Inc. (SHTF #14-22)
Location: Area Served: Clay County
Project: Local Housing Trust Fund (LHTF)

Description of the Work:

Project Type: LHTF Program funding will be used to promote the development and/or preservation of affordable housing for households at or below 80 percent of the area median income, with at least 30 percent of the LHTF Program funding used to assist households with incomes at or below 30 percent of the area median.

Activity: Owner-occupied and rental housing rehabilitation and homebuyer assistance

Background: The Clay County Local Housing Trust Fund will focus its LHTF Program award on assisting low-income households through the financing of needed repairs and rehabilitation of the county’s aging owner-occupied and rental housing stock. Homebuyer assistance activities will also be a priority. Matching funds will be provided through cash contributions from Clay County and the city of Spencer as well as in-kind contributions of professional and administrative services.

Progress of the Work:

0 Affordable Housing Units Assisted as of 12/31/14

Estimated Completion Date of the Project:

December 31, 2015

Total Estimated Cost of the Project:

\$76,667

List of All Revenue Sources Being Used to Fund the Project:

SHTF Local Housing Trust Fund Program	\$59,167
Clay County	\$5,000
City of Spencer	\$11,000
CHI, Inc. (in-kind)	\$500
Emagine LLC (in-kind)	\$500
Montgomery, Barry, Bovee, Barry (in-kind)	\$500
TOTAL SOURCES	\$76,667

Amount of Funds Expended:

\$0

Amount of Funds Obligated:

\$59,167

Grantee: Great River Housing, Inc. (SHTF #14-23)
Location: Counties Served: Des Moines, Henry, Lee, and Louisa
Project: Local Housing Trust Fund (LHTF)

Description of the Work:

Project Type: LHTF Program funding will be used to promote the development and/or preservation of affordable housing for households at or below 80 percent of the area median income, with at least 30 percent of the LHTF Program funding used to assist households with incomes at or below 30 percent of the area median.

Activity: Owner-occupied housing rehabilitation, down payment assistance, acquisition / rehabilitation / resale or acquisition / demolition / new construction program, and capacity building activities for affordable housing development

Background: Great River Housing, Inc. will focus its LHTF Program award on providing owner-occupied rehabilitation assistance to homeowners, down payment assistance to homebuyers, and helping in the acquisition and rehabilitation / resale or demolition of dilapidated homes. Demolition assistance will require housing replacement through the new construction of an affordable housing unit. Assistance may also be provided to build the development capacity of nonprofit and private sector housing developers. Matching funds will be provided through cash contributions from Des Moines, Henry, Lee, and Louisa Counties; the cities of Burlington, West Burlington, Keokuk, Fort Madison, and Mount Pleasant; and the Southeast Iowa Regional Planning Commission.

Progress of the Work:

0 Affordable Housing Units Assisted as of 12/31/14

Estimated Completion Date of the Project:

December 31, 2015

Total Estimated Cost of the Project:

\$454,508

List of All Revenue Sources Being Used to Fund the Project:

SHTF Local Housing Trust Fund Program	\$363,508
SEIRPC	\$26,000
Des Moines, Lee, Louisa & Henry Counties	\$37,500
City of Keokuk	\$5,000
City of Burlington	\$10,000
City of Mount Pleasant	\$2,500
City of Fort Madison	\$5,000
City of West Burlington	\$5,000
TOTAL SOURCES	\$454,508

Amount of Funds Expended:

\$0

Amount of Funds Obligated:

\$363,508

Annual Infrastructure Report – 2014
Iowa Finance Authority
State Housing Trust Fund (SHTF) FY2014

Grantee: Waterloo Housing Trust Fund (SHTF #14-24)
Location: Area Served: City of Waterloo
Project: Local Housing Trust Fund (LHTF)

Description of the Work:

Project Type: LHTF Program funding will be used to promote the development and/or preservation of affordable housing for households at or below 80 percent of the area median income, with at least 30 percent of the LHTF Program funding used to assist households with incomes at or below 30 percent of the area median.

Activity: Emergency shelter and transitional housing services through alternative housing and repair / renovation funding, owner-occupied housing repairs, and housing rehabilitation for accessibility

Background: The Waterloo Housing Trust Fund will focus its efforts on the following activities: emergency shelter and transitional housing services through alternative housing funding and financing for housing repairs or renovations, owner-occupied housing repairs, and housing rehabilitation for accessibility improvements. The Waterloo Housing Trust Fund will partner with local agencies that have the capacity to provide these services to income-qualified households. Matching funds will be provided through cash contributions from the city of Waterloo, local lenders, and other community foundations and resources

Progress of the Work:

14 Affordable Housing Units Assisted as of 12/31/14

Estimated Completion Date of the Project:

December 31, 2015

Total Estimated Cost of the Project:

\$112,500

List of All Revenue Sources Being Used to Fund the Project:

SHTF Local Housing Trust Fund Program	\$90,000
Guernsey Foundation	\$5,000
Community Foundation	\$5,000
University of Iowa Community Credit Union	\$1,500
Farmers State Bank / Duroe Family Foundation	\$1,000
Black Hawk County Union Council	\$1,000
Veridian Credit Union	\$1,500
UAW Local 838	\$1,000
City of Waterloo	\$5,000
MidWest One Bank	\$500
Lincoln Savings Bank	\$1,000
TOTAL SOURCES	\$112,500

Amount of Funds Expended:

\$42,771.75

Amount of Funds Obligated:

\$90,000

Grantee: **Housing Trust Fund of Johnson County (SHTF #14-25)**
Location: *Area Served: Johnson County*
Project: **Local Housing Trust Fund (LHTF)**

Description of the Work:

Project Type: LHTF Program funding will be used to promote the development and/or preservation of affordable housing for households at or below 80 percent of the area median income, with at least 30 percent of the LHTF Program funding used to assist households with incomes at or below 30 percent of the area median.

Activity: Revolving loan fund to support affordable housing activities with preference for projects that create or preserve affordable rental housing and projects serving lower income populations

Background: The Housing Trust Fund of Johnson County (HTFJC) will incorporate LHTF Program funding into its existing revolving loan fund to support the development and preservation of affordable owner-occupied, rental, transitional, and emergency shelter housing in Johnson County. Businesses, individuals, nonprofit organizations, and governmental entities are eligible to apply for financing through the HTFJC’s loan program. Matching funds will be provided through cash contributions from Johnson County; the HTFJC (through fees earned); and the cities of Coralville, North Liberty, and Iowa City.

Progress of the Work:

2 Affordable Housing Units Assisted as of 12/31/14

Estimated Completion Date of the Project:

December 31, 2015

Total Estimated Cost of the Project:

\$437,044

List of All Revenue Sources Being Used to Fund the Project:

SHTF Local Housing Trust Fund Program	\$349,044
Local Match: Local Governments	\$55,000
Local Match: HTFJC funds	\$33,000
TOTAL SOURCES	\$437,044

Amount of Funds Expended:

\$77,930

Amount of Funds Obligated:

\$349,044

Grantee: East Central Iowa Housing Trust Fund (SHTF #14-26)
Location: Counties Served: Benton, Iowa, Jones, and Washington
Project: Local Housing Trust Fund (LHTF)

Description of the Work:

Project Type: LHTF Program funding will be used to promote the development and/or preservation of affordable housing for households at or below 80 percent of the area median income, with at least 30 percent of the LHTF Program funding used to assist households with incomes at or below 30 percent of the area median.

Activity: Affordable housing promotion through owner or rental property demolition / clearance, development, reconstruction, or rehabilitation; homeownership assistance; rental assistance; and construction cost financing for transitional housing or homeless shelters

Background: The East Central Iowa Housing Trust Fund (ECIHTF) will promote the provision of affordable housing in a variety of ways under its Housing Assistance Plan. Eligible activities will include demolition / clearance, development, reconstruction, or rehabilitation for rental and owner-occupied housing; homeownership assistance; rental assistance including for security deposits and utilities; and construction cost financing for transitional housing or homeless shelters. Matching funds will be provided through cash contributions Hawkeye Area Community Action Program, Inc. and a Federal Home Loan Bank Affordable Housing Program grant.

Progress of the Work:

10 Affordable Housing Units Assisted as of 12/31/14

Estimated Completion Date of the Project:

December 31, 2015

Total Estimated Cost of the Project:

\$404,192

List of All Revenue Sources Being Used to Fund the Project:

Local Housing Trust Fund Program	\$323,353
Local Match: HACAP	\$10,000
Local Match: FHLB AHP Grant (2013)	\$70,839
TOTAL SOURCES	\$404,192

Amount of Funds Expended:

\$32,335

Amount of Funds Obligated:

\$323,353

Grantee: Housing Fund for Linn County (SHTF #14-27)
Location: Area Served: Linn County
Project: Local Housing Trust Fund (LHTF)

Description of the Work:

Project Type: LHTF Program funding will be used to promote the development and/or preservation of affordable housing for households at or below 80 percent of the area median income, with at least 30 percent of the LHTF Program funding used to assist households with incomes at or below 30 percent of the area median.

Activity: Affordable housing promotion through owner or rental property demolition / clearance, development, reconstruction, or rehabilitation; homeownership assistance; rental assistance; and transitional housing or homeless shelter preservation or development

Background: The Housing Fund for Linn County (HFfLC) will promote the provision of affordable housing in a variety of ways under its Housing Assistance Plan. Eligible activities will include demolition / clearance, development, reconstruction, or rehabilitation for rental and owner-occupied housing; homeownership assistance; rental assistance including for security deposits and utilities; and financing for the preservation or development of transitional housing or homeless shelters. Matching funds will be provided through cash contributions from local lenders, the HFfLC (through loan repayments), and a Federal Home Loan Bank Affordable Housing Program grant.

Progress of the Work:

17 Affordable Housing Units Assisted as of 12/31/14

Estimated Completion Date of the Project:

December 31, 2015

Total Estimated Cost of the Project:

\$612,058

List of All Revenue Sources Being Used to Fund the Project:

Local Housing Trust Fund Program	\$489,646
Local Match: Contributions and Loan Repayments	\$17,881
Local Match: FHLB AHP Grant (2013)	\$104,531
TOTAL SOURCES	\$612,058

Amount of Funds Expended:

\$48,964

Amount of Funds Obligated:

\$489,646

Grantee: Dallas County Local Housing Trust Fund, Inc. (SHTF #14-28)
Location: Area Served: Dallas County
Project: Local Housing Trust Fund (LHTF)

Description of the Work:

Project Type: LHTF Program funding will be used to promote the development and/or preservation of affordable housing for households at or below 80 percent of the area median income, with at least 30 percent of the LHTF Program funding used to assist households with incomes at or below 30 percent of the area median.

Activity: Owner-occupied housing rehabilitation

Background: The Dallas County Local Housing Trust Fund will utilize its LHTF Program award to continue its owner-occupied rehabilitation program for low-income households. The county will be split into four quadrants with funding to be equally distributed in each area to the extent possible. The trust fund maintains a waiting list for assistance. Matching funds will be provided through cash contributions from cities throughout the county and tax increment financing low- and moderate-income benefit proceeds from Dallas County.

Progress of the Work:

13 Affordable Housing Units Assisted as of 12/31/14

Estimated Completion Date of the Project:

December 31, 2015

Total Estimated Cost of the Project:

\$194,125

List of All Revenue Sources Being Used to Fund the Project:

SHTF Local Housing Trust Fund Program	\$155,300
Local Match	\$38,825
TOTAL SOURCES	\$194,125

Amount of Funds Expended:

\$85,854.60

Amount of Funds Obligated:

\$155,300

Grantee: Chariton Valley Regional Housing Trust Fund, Inc. (SHTF #14-29)
Location: Counties Served: Appanoose, Lucas, Monroe, and Wayne
Project: Local Housing Trust Fund (LHTF)

Description of the Work:

Project Type: LHTF Program funding will be used to promote the development and/or preservation of affordable housing for households at or below 80 percent of the area median income, with at least 30 percent of the LHTF Program funding used to assist households with incomes at or below 30 percent of the area median.

Activity: Single-family and multifamily housing improvements and redevelopment and removal of blighted properties for future redevelopment

Background: The Chariton Valley Regional Housing Trust Fund (CVRHTF) will focus its LHTF Program award on providing assistance to improve single-family and multifamily housing options in the region and the removal of blighted properties for future housing development. Owner-occupied housing rehabilitation will continue to be a priority. Matching funds will be provided through cash contributions from Appanoose and Wayne Counties; the cities of Centerville, Corydon, Chariton, Lucas, Seymour, and Promise City; and several local lenders, realtors, utility companies, area businesses and residents.

Progress of the Work:

0 Affordable Housing Units Assisted as of 12/31/14

Estimated Completion Date of the Project:

December 31, 2015

Total Estimated Cost of the Project:

\$303,038

List of All Revenue Sources Being Used to Fund the Project:

SHTF Local Housing Trust Fund Program	\$240,504
Local Match - Cash	\$62,534
TOTAL SOURCES	\$303,038

Amount of Funds Expended:

\$60,992.21

Amount of Funds Obligated:

\$240,504

Grantee: Habitat for Humanity of Marion County (SHTF #14-01)
Location: Pleasantville (Marion County)
Project: Project-Based Housing Program

Description of the Work:

Project Type: Homeownership

Activity: New construction of affordable housing

Background: Habitat for Humanity of Marion County is awarded a \$25,000 grant to help construct a single-family home on an infill lot in Pleasantville to be sold to a low-income family. The new 1,000 square foot ranch style home will include three bedrooms and one bathroom. The partner family will receive financial, home repair, homeownership, and foreclosure prevention education and must also complete the required community service hours prior to closing on the home. Since its inception in 1997, Habitat for Humanity of Marion County has constructed 35 single-family homes and rehabilitated an additional two homes for low-income homebuyers. The partner family for this build is a single mother, who has already completed more than 250 hours of community service, and her two teenage children. The family currently resides in a substandard two-bedroom rental property. The Project-Based Housing Program award will be used to help finance construction costs.

Progress of the Work:

Complete – 1 Affordable Housing Unit Assisted

Estimated Completion Date of the Project:

Project Complete as of 12/31/14 Report

Total Estimated Cost of the Project:

\$131,515

List of All Revenue Sources Being Used to Fund the Project:

SHTF Project-Based Housing Program	\$25,000
HFHMCI mortgage payments	\$40,000
HFHMCI cash on hand	\$58,680
Gifts in-kind from Habitat International	\$7,835
TOTAL SOURCES	\$131,515

Amount of Funds Expended:

\$25,000

Amount of Funds Obligated:

\$25,000

Grantee: Hope Haven Area Development Center Corporation (SHTF #14-02)
Location: Morning Sun (Louisa County)
Project: Project-Based Housing Program

Description of the Work:

Project Type: Rental

Activity: Acquisition of existing market-rate housing property to create new affordable housing units

Background: Hope Haven Area Development Center Corporation is awarded a \$50,000 grant to help acquire a single-family home in Morning Sun to provide affordable rental housing for persons with disabilities. The project will provide housing integrated in the community for three adults with intellectual disabilities who are eligible for the Medicaid Home and Community Based Services (HCBS) Waiver. Appropriate supportive services based upon a tenant’s individual needs will be delivered on-site by a service provider selected by the tenant. Hope Haven Area Development Center Corporation’s staff provides services to the three existing tenants living in the property and became concerned when the property was put up for sale by the third-party owner’s estate. The nonprofit organization decided to purchase the home to ensure the current tenants are not displaced and to have the option to make modifications to the home as may be required in the future to better serve tenant needs. The project will result in greater rental affordability for tenants through Hope Haven Area Development Center Corporation’s plan to decrease rents by more than 20 percent in year one. The Project-Based Housing Program award will be used to help finance acquisition costs.

Progress of the Work:

Complete – 3 Affordable Housing Units Assisted

Estimated Completion Date of the Project:

Project Complete as of 12/31/13 Report

Total Estimated Cost of the Project:

\$138,000

List of All Revenue Sources Being Used to Fund the Project:

SHTF Project-Based Housing Program	\$50,000
Hope Haven Area Development Center Corp.	\$88,000
TOTAL SOURCES	\$138,000

Amount of Funds Expended:

\$50,000

Amount of Funds Obligated:

\$50,000

Grantee: Habitat for Humanity of Marion County (SHTF #14-03)
Location: Pella (Marion County)
Project: Project-Based Housing Program

Description of the Work:

Project Type: Homeownership

Activity: New construction of affordable housing

Background: Habitat for Humanity of Marion County is awarded a \$25,000 grant to help construct a single-family home on an infill lot in Pella to be sold to a low-income family. The new 1,100 square foot ranch style home will include three bedrooms and one bathroom. The partner family will receive financial, home repair, homeownership, and foreclosure prevention education and must also complete the required community service hours prior to closing on the home. Since its inception in 1997, Habitat for Humanity of Marion County has constructed 35 single-family homes and rehabilitated an additional two homes for low-income homebuyers. The partner family for this build is a single mother and her two teenage children. The family currently resides in a substandard two-bedroom rental property. The Project-Based Housing Program award will be used to help finance construction costs.

Progress of the Work:

Complete – 1 Affordable Housing Unit Assisted

Estimated Completion Date of the Project:

Project Complete as of 12/31/14 Report

Total Estimated Cost of the Project:

\$128,500

List of All Revenue Sources Being Used to Fund the Project:

SHTF Project-Based Housing Program	\$25,000
HFHMCI cash on hand	\$43,540
Accelerated Asset Recovery (AAR) Loan	\$54,350
Gifts in-kind from Habitat International	\$5,610
TOTAL SOURCES	\$128,500

Amount of Funds Expended:

\$25,000

Amount of Funds Obligated:

\$25,000

Grantee: Hope Haven Support Foundation (SHTF #14-30)
Location: Hawarden (Sioux County)
Project: Project-Based Housing Program

Description of the Work:
Project Type: Rental

Activity: Acquisition of existing market-rate housing property to create new affordable housing units

Background: Hope Haven Support Foundation is awarded a \$50,000 grant to help acquire a single-family home in Hawarden to provide affordable rental housing for persons with disabilities. The project will provide housing integrated in the community for four adults with intellectual disabilities who are eligible for the Medicaid Home and Community Based Services (HCBS) Waiver. The initial tenants are anticipated to be young adults between the ages of 17 and 21 who are currently institutionalized or being discharged from a facility designed for children under age 18 who will be eligible to participate in Iowa’s Money Follows the Person initiative. Appropriate supportive services based upon a tenant’s individual needs will be delivered on-site by a service provider selected by the tenant. The Project-Based Housing Program award will be used to help finance acquisition costs.

Progress of the Work:
Complete – 4 Affordable Housing Units Assisted

Estimated Completion Date of the Project:
Project Complete as of 12/31/14 Report

Total Estimated Cost of the Project:
\$121,500

List of All Revenue Sources Being Used to Fund the Project:

SHTF Project-Based Housing Program	\$50,000
Hope Haven Support Foundation	\$71,500
TOTAL SOURCES	\$121,500

Amount of Funds Expended:
\$50,000

Amount of Funds Obligated:
\$50,000

Grantee: Hope Haven, Incorporated (SHTF #14-31)
Location: Sibley (Osceola County)
Project: Project-Based Housing Program

Description of the Work:

Project Type: Rental

Activity: Acquisition of housing property and rehabilitation for affordable housing

Background: Hope Haven, Incorporated is awarded a \$49,000 grant to help acquire and rehabilitate a single-family home in Sibley to provide affordable rental housing for persons with disabilities. The project will provide housing integrated in the community for four adults with intellectual disabilities who are eligible for the Medicaid Home and Community Based Services (HCBS) Waiver. Tenants may be adults who are currently institutionalized who will be eligible to participate in Iowa’s Money Follows the Person initiative. The grant award will be used to help finance acquisition and/or rehabilitation costs.

Progress of the Work:

Complete – 4 Affordable Housing Units Assisted

Estimated Completion Date of the Project:

Project Complete as of 6/30/14 Report

Total Estimated Cost of the Project:

\$66,867

List of All Revenue Sources Being Used to Fund the Project:

SHTF Project-Based Housing Program	\$49,000
Hope Haven Support Foundation	\$17,867
TOTAL SOURCES	\$66,867

Amount of Funds Expended:

\$49,000

Amount of Funds Obligated:

\$50,000

Grantee: Habitat for Humanity of Boone and Greene Counties, Inc. (SHTF #14-32)
Location: Boone (Boone County)
Project: Project-Based Housing Program

Description of the Work:

Project Type: Homeownership

Activity: New construction of affordable housing

Background: Habitat for Humanity of Boone and Greene Counties, Inc. is awarded a \$30,000 grant to help construct a single-family home on an infill lot in Boone to be sold to a low-income family. The new ranch style home consisting of 1,249 finished square feet will include two bedrooms and one bathroom on the main floor plus two additional bedrooms and a ¾ bathroom in the basement. The finished home will be constructed to qualify for Energy Star 3.0 certification. The partner family will receive financial, home repair, homeownership, and foreclosure prevention education and must also complete the required sweat equity/community service hours prior to closing on the home. The grant award will be used to help finance construction costs.

Progress of the Work:

Complete – 1 Affordable Housing Unit Assisted

Estimated Completion Date of the Project:

Project Complete as of 12/31/14 Report

Total Estimated Cost of the Project:

\$110,471

List of All Revenue Sources Being Used to Fund the Project:

SHTF Project-Based Housing Program	\$30,000
FHLB AHP	\$9,998
Private Donations (cash)	\$62,689
Gifts in-kind from Habitat International	\$7,784
TOTAL SOURCES	\$110,471

Amount of Funds Expended:

\$30,000

Amount of Funds Obligated:

\$30,000

Grantee: Habitat for Humanity of Central Iowa (SHTF #14-33)
Location: Ames (Story County)
Project: Project-Based Housing Program

Description of the Work:

Project Type: Homeownership

Activity: New construction of affordable housing

Background: Habitat for Humanity of Central Iowa is awarded a \$50,000 grant to help construct an accessible duplex on an infill lot in Ames with each unit to be sold to a low-income homebuyer with disabilities. The new ranch style housing units will each consist of 1,100 finished square feet and will include two bedrooms, two bathrooms, and an interior storm shelter on the main floor. A partially finished basement will provide additional space that will allow for an on-site caretaker/service provider. The grant award will be used to help finance construction costs.

Progress of the Work:

Complete – 2 Affordable Housing Units Assisted

Estimated Completion Date of the Project:

Project Complete as of 12/31/14 Report

Total Estimated Cost of the Project:

\$197,114

List of All Revenue Sources Being Used to Fund the Project:

SHTF Project-Based Housing Program	\$50,000
FHLB AHP	\$38,000
Snus Hill Fundraiser (cash)	\$2,500
Vision Bank	\$1,000
Private Donations (cash)	\$77,264
In-Kind Donations	\$28,350
TOTAL SOURCES	\$197,114

Amount of Funds Expended:

\$50,000

Amount of Funds Obligated:

\$50,000

Grantee: Mosaic (SHTF #14-34)
Location: Logan (Harrison County)
Project: Project-Based Housing Program

Description of the Work:

Project Type: Rental

Activity: Rehabilitation or home modification by a Qualified Nonprofit applicant for increased Accessibility in existing single-family or multifamily housing units serving Extremely Low-Income Eligible Recipients

Background: Mosaic is awarded a \$50,000 grant to help make accessibility modifications to an existing single-family home in Logan to provide accessible, affordable rental housing for extremely low-income persons with disabilities. The project will provide housing integrated in the community for three adults with intellectual disabilities who are eligible for the Medicaid Home and Community Based Services (HCBS) Waiver. Tenants may be adults who are currently institutionalized who will be eligible to participate in Iowa’s Money Follows the Person initiative. Appropriate supportive services based upon a tenant’s individual needs will be delivered on-site by a service provider selected by the tenant. The grant award will be used to help finance rehabilitation expenses in order to make the property accessible for persons with disabilities.

Progress of the Work:

0 Affordable Housing Units Complete as of 12/31/14 – Construction complete in December 2014, in process of leasing units to eligible tenants

Estimated Completion Date of the Project:

December 31, 2015

Total Estimated Cost of the Project:

\$66,867

List of All Revenue Sources Being Used to Fund the Project:

SHTF Project-Based Housing Program	\$50,000
Mosaic	\$21,840
TOTAL SOURCES	\$66,867

Amount of Funds Expended:

\$50,000

Amount of Funds Obligated:

\$50,000

Grantee: Mid-Step Services, Inc. (SHTF #14-35)
Location: Sioux City (Woodbury County)
Project: Project-Based Housing Program

Description of the Work:
Project Type: Rental

Activity: New construction of affordable housing

Background: Mid-Step Services, Inc. is awarded a \$50,000 grant to help construct a new fully accessible duplex on an infill lot in Sioux City to provide affordable rental housing for persons with disabilities. The project will provide housing integrated in the community for eight adults with intellectual disabilities who are eligible for the Medicaid Home and Community Based Services (HCBS) Waiver. Tenants may be adults who are currently institutionalized who will be eligible to participate in Iowa’s Money Follows the Person initiative. The project may also serve tenants who are medically fragile but can be provided services in a supported community living setting. Appropriate supportive services based upon a tenant’s individual needs will be delivered on-site by a service provider selected by the tenant. The grant award will be used to help finance construction costs.

Progress of the Work:
0 Affordable Housing Units Complete as of 12/31/14 – Construction complete in January 2015, in process of leasing units to eligible tenants

Estimated Completion Date of the Project:
December 31, 2015

Total Estimated Cost of the Project:
\$367,900

List of All Revenue Sources Being Used to Fund the Project:

SHTF Project-Based Housing Program	\$50,000
Iowa-Nebraska State Bank Loan	\$300,000
Mid-Step Services, Inc.	\$17,900
TOTAL SOURCES	\$369,900

Amount of Funds Expended:
\$0

Amount of Funds Obligated:
\$50,000

Grantee: Iowa Heartland Habitat for Humanity (SHTF #14-36)
Location: Waterloo (Black Hawk County)
Project: Project-Based Housing Program

Description of the Work:

Project Type: Homeownership

Activity: New construction of affordable housing

Background: Iowa Heartland Habitat for Humanity of Central Iowa is awarded a \$50,000 grant to help construct a visitable single-family home on an infill lot in Waterloo to be sold to a low-income family. The new approximately 1,150 square foot two-story home will include three bedrooms and one and a half bathrooms. The partner family will receive financial, home repair, homeownership, and foreclosure prevention education and must also complete the required 300 hours of sweat equity prior to closing on the home. The grant award will be used to help finance construction costs.

Progress of the Work:

0 Affordable Housing Units Complete as of 12/31/14 – Under Construction

Estimated Completion Date of the Project:

June 30, 2016

Total Estimated Cost of the Project:

\$116,000

List of All Revenue Sources Being Used to Fund the Project:

SHTF Project-Based Housing Program	\$50,000
Iowa Heartland Habitat for Humanity cash reserves	\$59,500
Gifts in-kind from Habitat International	\$3,350
Redfern, Mason, Larsen & Moore, P.L.C. – Gifts in-kind	\$600
New Century Cable – Gift in-kind	\$550
Donated Land Value	\$2,000
TOTAL SOURCES	\$116,000

Amount of Funds Expended:

\$36,656.08

Amount of Funds Obligated:

\$50,000

Annual Infrastructure Report – 2014
Iowa Finance Authority
State Housing Trust Fund (SHTF) FY2015

Grantee: Northwest Iowa Regional Housing Trust Fund, Inc. (SHTF #15-03)
Location: *Counties Served: Buena Vista, Emmet, Lyon, O'Brien, Osceola, and Sioux*
Project: Local Housing Trust Fund (LHTF)

Description of the Work:

Project Type: LHTF Program funding will be used to promote the development and/or preservation of affordable housing for households at or below 80 percent of the area median income, with at least 30 percent of the LHTF Program funding used to assist households with incomes at or below 30 percent of the area median.

Activity: Local Housing Trust Fund (LHTF) Program funding will be used to promote the development and/or preservation of affordable housing for households at or below 80 percent of the area median income, with at least 30 percent of the LHTF Program funding used to assist households with incomes at or below 30 percent of the area median. The LHTF Program requires a minimum local match of 25 percent of the total grant amount requested. Awards from the LHTF Program must be used for the development or preservation of affordable housing for eligible recipients, including infrastructure development, transitional housing, housing for homeless persons, homeownership, rental, capacity building, or other purposes that further the State Housing Trust Fund's goals. Activities to be completed under this grant award are as specified in the approved Exhibit B, Project Budget.

Progress of the Work:

Award Approved by IFA Board of Directors on December 10, 2014

Estimated Completion Date of the Project:

December 31, 2016

Total Estimated Cost of the Project:

\$424,240

List of All Revenue Sources Being Used to Fund the Project:

SHTF Local Housing Trust Fund Program	\$339,392
Local Government Contribution	\$63,636
Local Private Sector Contribution - NWIPDC In-Kind Donation	\$21,212
TOTAL SOURCES	\$424,240

Amount of Funds Expended:

\$0

Amount of Funds Obligated:

\$339,392

Annual Infrastructure Report – 2014
Iowa Finance Authority
State Housing Trust Fund (SHTF) FY2015

Grantee: NIACOG Housing Trust Fund, Inc. (SHTF #15-04)
Location: Area Served: Cerro Gordo County
Project: Local Housing Trust Fund (LHTF)

Description of the Work:

Project Type: LHTF Program funding will be used to promote the development and/or preservation of affordable housing for households at or below 80 percent of the area median income, with at least 30 percent of the LHTF Program funding used to assist households with incomes at or below 30 percent of the area median.

Activity: Local Housing Trust Fund (LHTF) Program funding will be used to promote the development and/or preservation of affordable housing for households at or below 80 percent of the area median income, with at least 30 percent of the LHTF Program funding used to assist households with incomes at or below 30 percent of the area median. The LHTF Program requires a minimum local match of 25 percent of the total grant amount requested. Awards from the LHTF Program must be used for the development or preservation of affordable housing for eligible recipients, including infrastructure development, transitional housing, housing for homeless persons, homeownership, rental, capacity building, or other purposes that further the State Housing Trust Fund’s goals. Activities to be completed under this grant award are as specified in the approved Exhibit B, Project Budget.

Progress of the Work:

Award Approved by IFA Board of Directors on December 10, 2014

Estimated Completion Date of the Project:

December 31, 2016

Total Estimated Cost of the Project:

\$181,597

List of All Revenue Sources Being Used to Fund the Project:

SHTF Local Housing Trust Fund Program	\$94,019
Opportunity Village	\$87,578
TOTAL SOURCES	\$181,597

Amount of Funds Expended:

\$0

Amount of Funds Obligated:

\$94,019

Grantee: Floyd County Housing Trust Fund (SHTF #15-05)
Location: Area Served: Floyd County
Project: Local Housing Trust Fund (LHTF)

Description of the Work:

Project Type: LHTF Program funding will be used to promote the development and/or preservation of affordable housing for households at or below 80 percent of the area median income, with at least 30 percent of the LHTF Program funding used to assist households with incomes at or below 30 percent of the area median.

Activity: Local Housing Trust Fund (LHTF) Program funding will be used to promote the development and/or preservation of affordable housing for households at or below 80 percent of the area median income, with at least 30 percent of the LHTF Program funding used to assist households with incomes at or below 30 percent of the area median. The LHTF Program requires a minimum local match of 25 percent of the total grant amount requested. Awards from the LHTF Program must be used for the development or preservation of affordable housing for eligible recipients, including infrastructure development, transitional housing, housing for homeless persons, homeownership, rental, capacity building, or other purposes that further the State Housing Trust Fund’s goals. Activities to be completed under this grant award are as specified in the approved Exhibit B, Project Budget.

Progress of the Work:

Award Approved by IFA Board of Directors on December 10, 2014

Estimated Completion Date of the Project:

December 31, 2016

Total Estimated Cost of the Project:

\$67,049

List of All Revenue Sources Being Used to Fund the Project:

SHTF Local Housing Trust Fund Program	\$53,639
Charles City Area Development Corporation	\$13,410
TOTAL SOURCES	\$67,049

Amount of Funds Expended:

\$0

Amount of Funds Obligated:

\$53,639

Annual Infrastructure Report – 2014
Iowa Finance Authority
State Housing Trust Fund (SHTF) FY2015

Grantee: AHEAD Regional Housing Trust Fund (SHTF #15-06)
Location: *Counties Served: Davis, Jefferson, Keokuk, Mahaska, Van Buren, and Wapello*
Project: Local Housing Trust Fund (LHTF)

Description of the Work:

Project Type: LHTF Program funding will be used to promote the development and/or preservation of affordable housing for households at or below 80 percent of the area median income, with at least 30 percent of the LHTF Program funding used to assist households with incomes at or below 30 percent of the area median.

Activity: Local Housing Trust Fund (LHTF) Program funding will be used to promote the development and/or preservation of affordable housing for households at or below 80 percent of the area median income, with at least 30 percent of the LHTF Program funding used to assist households with incomes at or below 30 percent of the area median. The LHTF Program requires a minimum local match of 25 percent of the total grant amount requested. Awards from the LHTF Program must be used for the development or preservation of affordable housing for eligible recipients, including infrastructure development, transitional housing, housing for homeless persons, homeownership, rental, capacity building, or other purposes that further the State Housing Trust Fund’s goals. Activities to be completed under this grant award are as specified in the approved Exhibit B, Project Budget.

Progress of the Work:

Award Approved by IFA Board of Directors on December 10, 2014

Estimated Completion Date of the Project:

December 31, 2016

Total Estimated Cost of the Project:

\$403,050

List of All Revenue Sources Being Used to Fund the Project:

SHTF Local Housing Trust Fund Program	\$322,440
Local Government Contributions	\$57,610
Local Private Sector Contributions	\$3,000
Other Contributions - AHEAD RHTF	\$20,000
TOTAL SOURCES	\$403,050

Amount of Funds Expended:

\$0

Amount of Funds Obligated:

\$322,440

Grantee: Sioux City Housing Trust Fund, Inc. (SHTF #15-07)
Location: Area Served: City of Sioux City
Project: Local Housing Trust Fund (LHTF)

Description of the Work:

Project Type: LHTF Program funding will be used to promote the development and/or preservation of affordable housing for households at or below 80 percent of the area median income, with at least 30 percent of the LHTF Program funding used to assist households with incomes at or below 30 percent of the area median.

Activity: Local Housing Trust Fund (LHTF) Program funding will be used to promote the development and/or preservation of affordable housing for households at or below 80 percent of the area median income, with at least 30 percent of the LHTF Program funding used to assist households with incomes at or below 30 percent of the area median. The LHTF Program requires a minimum local match of 25 percent of the total grant amount requested. Awards from the LHTF Program must be used for the development or preservation of affordable housing for eligible recipients, including infrastructure development, transitional housing, housing for homeless persons, homeownership, rental, capacity building, or other purposes that further the State Housing Trust Fund’s goals. Activities to be completed under this grant award are as specified in the approved Exhibit B, Project Budget.

Progress of the Work:

Award Approved by IFA Board of Directors on December 10, 2014

Estimated Completion Date of the Project:

December 31, 2016

Total Estimated Cost of the Project:

\$419,784

List of All Revenue Sources Being Used to Fund the Project:

SHTF Local Housing Trust Fund Program	\$209,892
Local Government Contribution - City of Sioux City	\$5,248
Local Match - CDBG Subrecipient	\$47,225
Other Contribution - CDBG	\$157,419
TOTAL SOURCES	\$419,784

Amount of Funds Expended:

\$0

Amount of Funds Obligated:

\$209,892

Grantee: Southern Iowa COG Housing Trust Fund (SHTF #15-08)
Location: *Counties Served: Adair, Adams, Clarke, Decatur, Madison, Ringgold, Taylor and Union*
Project: Local Housing Trust Fund (LHTF)

Description of the Work:

Project Type: LHTF Program funding will be used to promote the development and/or preservation of affordable housing for households at or below 80 percent of the area median income, with at least 30 percent of the LHTF Program funding used to assist households with incomes at or below 30 percent of the area median.

Activity: Local Housing Trust Fund (LHTF) Program funding will be used to promote the development and/or preservation of affordable housing for households at or below 80 percent of the area median income, with at least 30 percent of the LHTF Program funding used to assist households with incomes at or below 30 percent of the area median. The LHTF Program requires a minimum local match of 25 percent of the total grant amount requested. Awards from the LHTF Program must be used for the development or preservation of affordable housing for eligible recipients, including infrastructure development, transitional housing, housing for homeless persons, homeownership, rental, capacity building, or other purposes that further the State Housing Trust Fund’s goals. Activities to be completed under this grant award are as specified in the approved Exhibit B, Project Budget.

Progress of the Work:

Award Approved by IFA Board of Directors on December 10, 2014

Estimated Completion Date of the Project:

December 31, 2016

Total Estimated Cost of the Project:

\$344,022

List of All Revenue Sources Being Used to Fund the Project:

SHTF Local Housing Trust Fund Program	\$275,217
Local Private Sector Contribution - SICOG	\$68,805
TOTAL SOURCES	\$344,022

Amount of Funds Expended:

\$0

Amount of Funds Obligated:

\$275,217

Grantee: Waterloo Housing Trust Fund (SHTF #15-09)
Location: Area Served: City of Waterloo
Project: Local Housing Trust Fund (LHTF)

Description of the Work:

Project Type: LHTF Program funding will be used to promote the development and/or preservation of affordable housing for households at or below 80 percent of the area median income, with at least 30 percent of the LHTF Program funding used to assist households with incomes at or below 30 percent of the area median.

Activity: Local Housing Trust Fund (LHTF) Program funding will be used to promote the development and/or preservation of affordable housing for households at or below 80 percent of the area median income, with at least 30 percent of the LHTF Program funding used to assist households with incomes at or below 30 percent of the area median. The LHTF Program requires a minimum local match of 25 percent of the total grant amount requested. Awards from the LHTF Program must be used for the development or preservation of affordable housing for eligible recipients, including infrastructure development, transitional housing, housing for homeless persons, homeownership, rental, capacity building, or other purposes that further the State Housing Trust Fund’s goals. Activities to be completed under this grant award are as specified in the approved Exhibit B, Project Budget.

Progress of the Work:

Award Approved by IFA Board of Directors on December 10, 2014

Estimated Completion Date of the Project:

December 31, 2016

Total Estimated Cost of the Project:

\$135,169

List of All Revenue Sources Being Used to Fund the Project:

SHTF Local Housing Trust Fund Program	\$108,135
Local Private Sector Contributions	\$8,034
Other Contributions - Nonprofit Foundations	\$19,000
TOTAL SOURCES	\$135,169

Amount of Funds Expended:

\$0

Amount of Funds Obligated:

\$108,135

Grantee: Eastern Iowa Regional Housing Corporation Housing Trust Fund (SHTF #15-10)
Location: Counties Served: Cedar, Clinton, Deleward, Dubuque (excluding the ciyt of Dubuque) and Jackson
Project: Local Housing Trust Fund (LHTF)

Description of the Work:

Project Type: LHTF Program funding will be used to promote the development and/or preservation of affordable housing for households at or below 80 percent of the area median income, with at least 30 percent of the LHTF Program funding used to assist households with incomes at or below 30 percent of the area median.

Activity: Local Housing Trust Fund (LHTF) Program funding will be used to promote the development and/or preservation of affordable housing for households at or below 80 percent of the area median income, with at least 30 percent of the LHTF Program funding used to assist households with incomes at or below 30 percent of the area median. The LHTF Program requires a minimum local match of 25 percent of the total grant amount requested. Awards from the LHTF Program must be used for the development or preservation of affordable housing for eligible recipients, including infrastructure development, transitional housing, housing for homeless persons, homeownership, rental, capacity building, or other purposes that further the State Housing Trust Fund’s goals. Activities to be completed under this grant award are as specified in the approved Exhibit B, Project Budget.

Progress of the Work:

Award Approved by IFA Board of Directors on December 10, 2014

Estimated Completion Date of the Project:

December 31, 2016

Total Estimated Cost of the Project:

\$474,753

List of All Revenue Sources Being Used to Fund the Project:

SHTF Local Housing Trust Fund Program	\$379,802
Local Private Sector Contribution - CHI	\$37,775
Other Contribution - DAC, Inc.	\$8,888
Other Contribution - Community Action	\$6,250
Local Private Sector Contribution - EIDC	\$42,038
TOTAL SOURCES	\$474,753

Amount of Funds Expended:

\$0

Amount of Funds Obligated:

\$379,802

Grantee: City of Dubuque Housing Trust Fund (SHTF #15-11)
Location: Area Served: City of Dubuque
Project: Local Housing Trust Fund (LHTF)

Description of the Work:

Project Type: LHTF Program funding will be used to promote the development and/or preservation of affordable housing for households at or below 80 percent of the area median income, with at least 30 percent of the LHTF Program funding used to assist households with incomes at or below 30 percent of the area median.

Activity: Local Housing Trust Fund (LHTF) Program funding will be used to promote the development and/or preservation of affordable housing for households at or below 80 percent of the area median income, with at least 30 percent of the LHTF Program funding used to assist households with incomes at or below 30 percent of the area median. The LHTF Program requires a minimum local match of 25 percent of the total grant amount requested. Awards from the LHTF Program must be used for the development or preservation of affordable housing for eligible recipients, including infrastructure development, transitional housing, housing for homeless persons, homeownership, rental, capacity building, or other purposes that further the State Housing Trust Fund’s goals. Activities to be completed under this grant award are as specified in the approved Exhibit B, Project Budget.

Progress of the Work:

Award Approved by IFA Board of Directors on December 10, 2014

Estimated Completion Date of the Project:

December 31, 2016

Total Estimated Cost of the Project:

\$216,968

List of All Revenue Sources Being Used to Fund the Project:

SHTF Local Housing Trust Fund Program	\$173,574
Local Government Contribution - City of Dubuque	\$43,394
TOTAL SOURCES	\$216,968

Amount of Funds Expended:

\$0

Amount of Funds Obligated:

\$173,574

Grantee: **Region 6 Housing Trust Fund (SHTF #15-12)**
Location: **Counties Served: Hardin, Marshall, Poweshiek, and Tama**
Project: **Local Housing Trust Fund (LHTF)**

Description of the Work:

Project Type: LHTF Program funding will be used to promote the development and/or preservation of affordable housing for households at or below 80 percent of the area median income, with at least 30 percent of the LHTF Program funding used to assist households with incomes at or below 30 percent of the area median.

Activity: Local Housing Trust Fund (LHTF) Program funding will be used to promote the development and/or preservation of affordable housing for households at or below 80 percent of the area median income, with at least 30 percent of the LHTF Program funding used to assist households with incomes at or below 30 percent of the area median. The LHTF Program requires a minimum local match of 25 percent of the total grant amount requested. Awards from the LHTF Program must be used for the development or preservation of affordable housing for eligible recipients, including infrastructure development, transitional housing, housing for homeless persons, homeownership, rental, capacity building, or other purposes that further the State Housing Trust Fund’s goals. Activities to be completed under this grant award are as specified in the approved Exhibit B, Project Budget.

Progress of the Work:

Award Approved by IFA Board of Directors on December 10, 2014

Estimated Completion Date of the Project:

December 31, 2016

Total Estimated Cost of the Project:

\$397,804

List of All Revenue Sources Being Used to Fund the Project:

SHTF Local Housing Trust Fund Program	\$312,551
Local Government Contributions	\$85,253
TOTAL SOURCES	\$397,804

Amount of Funds Expended:

\$0

Amount of Funds Obligated:

\$312,551

Annual Infrastructure Report – 2014
Iowa Finance Authority
State Housing Trust Fund (SHTF) FY2015

Grantee: Southwest Iowa Housing Trust Fund, Inc. (SHTF #15-13)
Location: *Counties Served: Cass, Fremont, Harrison, Mills, Montgomery, Page, Pottawattamie (excluding the city of Council Bluffs) and Shelby*
Project: Local Housing Trust Fund (LHTF)

Description of the Work:

Project Type: LHTF Program funding will be used to promote the development and/or preservation of affordable housing for households at or below 80 percent of the area median income, with at least 30 percent of the LHTF Program funding used to assist households with incomes at or below 30 percent of the area median.

Activity: Local Housing Trust Fund (LHTF) Program funding will be used to promote the development and/or preservation of affordable housing for households at or below 80 percent of the area median income, with at least 30 percent of the LHTF Program funding used to assist households with incomes at or below 30 percent of the area median. The LHTF Program requires a minimum local match of 25 percent of the total grant amount requested. Awards from the LHTF Program must be used for the development or preservation of affordable housing for eligible recipients, including infrastructure development, transitional housing, housing for homeless persons, homeownership, rental, capacity building, or other purposes that further the State Housing Trust Fund’s goals. Activities to be completed under this grant award are as specified in the approved Exhibit B, Project Budget.

Progress of the Work:

Award Approved by IFA Board of Directors on December 10, 2014

Estimated Completion Date of the Project:

December 31, 2016

Total Estimated Cost of the Project:

\$438,337

List of All Revenue Sources Being Used to Fund the Project:

SHTF Local Housing Trust Fund Program	\$350,669
Other Contribution - SWIHFTF	\$39,667
Local Government Contributions	\$24,000
Other Contribution - FHLB AHP	\$24,001
TOTAL SOURCES	\$438,337

Amount of Funds Expended:

\$0

Amount of Funds Obligated:

\$350,669

Grantee: **Fayette County Local Housing Trust Fund (SHTF #15-14)**
Location: **Area Served: Fayette County**
Project: **Local Housing Trust Fund (LHTF)**

Description of the Work:

Project Type: LHTF Program funding will be used to promote the development and/or preservation of affordable housing for households at or below 80 percent of the area median income, with at least 30 percent of the LHTF Program funding used to assist households with incomes at or below 30 percent of the area median.

Activity: Local Housing Trust Fund (LHTF) Program funding will be used to promote the development and/or preservation of affordable housing for households at or below 80 percent of the area median income, with at least 30 percent of the LHTF Program funding used to assist households with incomes at or below 30 percent of the area median. The LHTF Program requires a minimum local match of 25 percent of the total grant amount requested. Awards from the LHTF Program must be used for the development or preservation of affordable housing for eligible recipients, including infrastructure development, transitional housing, housing for homeless persons, homeownership, rental, capacity building, or other purposes that further the State Housing Trust Fund’s goals. Activities to be completed under this grant award are as specified in the approved Exhibit B, Project Budget.

Progress of the Work:

Award Approved by IFA Board of Directors on December 10, 2014

Estimated Completion Date of the Project:

December 31, 2016

Total Estimated Cost of the Project:

\$77,276

List of All Revenue Sources Being Used to Fund the Project:

SHTF Local Housing Trust Fund Program	\$60,276
Local Government Contributions	\$17,000
TOTAL SOURCES	\$77,276

Amount of Funds Expended:

\$0

Amount of Funds Obligated:

\$60,276

Annual Infrastructure Report – 2014
Iowa Finance Authority
State Housing Trust Fund (SHTF) FY2015

Grantee: Northeast Iowa Regional Housing Trust Fund (SHTF #15-15)
Location: *Counties Served: Allamakee, Clayton, Howard, and Winneshiek*
Project: Local Housing Trust Fund (LHTF)

Description of the Work:

Project Type: LHTF Program funding will be used to promote the development and/or preservation of affordable housing for households at or below 80 percent of the area median income, with at least 30 percent of the LHTF Program funding used to assist households with incomes at or below 30 percent of the area median.

Activity: Local Housing Trust Fund (LHTF) Program funding will be used to promote the development and/or preservation of affordable housing for households at or below 80 percent of the area median income, with at least 30 percent of the LHTF Program funding used to assist households with incomes at or below 30 percent of the area median. The LHTF Program requires a minimum local match of 25 percent of the total grant amount requested. Awards from the LHTF Program must be used for the development or preservation of affordable housing for eligible recipients, including infrastructure development, transitional housing, housing for homeless persons, homeownership, rental, capacity building, or other purposes that further the State Housing Trust Fund's goals. Activities to be completed under this grant award are as specified in the approved Exhibit B, Project Budget.

Progress of the Work:

Award Approved by IFA Board of Directors on December 10, 2014

Estimated Completion Date of the Project:

December 31, 2016

Total Estimated Cost of the Project:

\$334,253

List of All Revenue Sources Being Used to Fund the Project:

SHTF Local Housing Trust Fund Program	\$266,467
Local Government Contributions	\$66,000
Local Private Sector Contribution - Cash	\$500
Local Private Sector Contribution - In-kind Donation	\$1,286
TOTAL SOURCES	\$334,253

Amount of Funds Expended:

\$0

Amount of Funds Obligated:

\$266,467

Grantee: Homeward Housing Trust Fund (SHTF #15-16)
Location: *Counties Served: Calhoun, Franklin, Hancock, Humboldt, Kossuth, Mitchell, Palo Alto, Pocahontas, Winnebago, Worth and Wright*
Project: Local Housing Trust Fund (LHTF)

Description of the Work:

Project Type: LHTF Program funding will be used to promote the development and/or preservation of affordable housing for households at or below 80 percent of the area median income, with at least 30 percent of the LHTF Program funding used to assist households with incomes at or below 30 percent of the area median.

Activity: Local Housing Trust Fund (LHTF) Program funding will be used to promote the development and/or preservation of affordable housing for households at or below 80 percent of the area median income, with at least 30 percent of the LHTF Program funding used to assist households with incomes at or below 30 percent of the area median. The LHTF Program requires a minimum local match of 25 percent of the total grant amount requested. Awards from the LHTF Program must be used for the development or preservation of affordable housing for eligible recipients, including infrastructure development, transitional housing, housing for homeless persons, homeownership, rental, capacity building, or other purposes that further the State Housing Trust Fund’s goals. Activities to be completed under this grant award are as specified in the approved Exhibit B, Project Budget.

Progress of the Work:

Award Approved by IFA Board of Directors on December 10, 2014

Estimated Completion Date of the Project:

December 31, 2016

Total Estimated Cost of the Project:

\$429,452

List of All Revenue Sources Being Used to Fund the Project:

SHTF Local Housing Trust Fund Program	\$343,561
Local Private Sector Contribution - Homeward, Inc.	\$85,891
TOTAL SOURCES	\$429,452

Amount of Funds Expended:

\$0

Amount of Funds Obligated:

\$343,561

Grantee: Clay County Local Housing Trust Fund, Inc. (SHTF #15-17)
Location: Area Served: Clay County
Project: Local Housing Trust Fund (LHTF)

Description of the Work:

Project Type: LHTF Program funding will be used to promote the development and/or preservation of affordable housing for households at or below 80 percent of the area median income, with at least 30 percent of the LHTF Program funding used to assist households with incomes at or below 30 percent of the area median.

Activity: Local Housing Trust Fund (LHTF) Program funding will be used to promote the development and/or preservation of affordable housing for households at or below 80 percent of the area median income, with at least 30 percent of the LHTF Program funding used to assist households with incomes at or below 30 percent of the area median. The LHTF Program requires a minimum local match of 25 percent of the total grant amount requested. Awards from the LHTF Program must be used for the development or preservation of affordable housing for eligible recipients, including infrastructure development, transitional housing, housing for homeless persons, homeownership, rental, capacity building, or other purposes that further the State Housing Trust Fund’s goals. Activities to be completed under this grant award are as specified in the approved Exhibit B, Project Budget.

Progress of the Work:

Award Approved by IFA Board of Directors on December 10, 2014

Estimated Completion Date of the Project:

December 31, 2016

Total Estimated Cost of the Project:

\$71,900

List of All Revenue Sources Being Used to Fund the Project:

SHTF Local Housing Trust Fund Program	\$54,167
Local Government Contributions	\$16,233
Other Contribution - In-kind Donated Services	\$1,500
TOTAL SOURCES	\$71,900

Amount of Funds Expended:

\$0

Amount of Funds Obligated:

\$54,167

Annual Infrastructure Report – 2014
Iowa Finance Authority
State Housing Trust Fund (SHTF) FY2015

Grantee: Chariton Valley Regional Housing Trust Fund, Inc. (SHTF #15-18)
Location: *Counties Served: Appanoose, Lucas, Monroe, and Wayne*
Project: Local Housing Trust Fund (LHTF)

Description of the Work:

Project Type: LHTF Program funding will be used to promote the development and/or preservation of affordable housing for households at or below 80 percent of the area median income, with at least 30 percent of the LHTF Program funding used to assist households with incomes at or below 30 percent of the area median.

Activity: Local Housing Trust Fund (LHTF) Program funding will be used to promote the development and/or preservation of affordable housing for households at or below 80 percent of the area median income, with at least 30 percent of the LHTF Program funding used to assist households with incomes at or below 30 percent of the area median. The LHTF Program requires a minimum local match of 25 percent of the total grant amount requested. Awards from the LHTF Program must be used for the development or preservation of affordable housing for eligible recipients, including infrastructure development, transitional housing, housing for homeless persons, homeownership, rental, capacity building, or other purposes that further the State Housing Trust Fund’s goals. Activities to be completed under this grant award are as specified in the approved Exhibit B, Project Budget.

Progress of the Work:

Award Approved by IFA Board of Directors on December 10, 2014

Estimated Completion Date of the Project:

December 31, 2016

Total Estimated Cost of the Project:

\$291,995

List of All Revenue Sources Being Used to Fund the Project:

SHTF Local Housing Trust Fund Program	\$229,275
Local Government Contributions	\$31,500
Local Private Sector Contributions	\$12,750
Other Contributions - Community Foundations	\$18,470
TOTAL SOURCES	\$291,995

Amount of Funds Expended:

\$0

Amount of Funds Obligated:

\$229,275

Annual Infrastructure Report – 2014
Iowa Finance Authority
State Housing Trust Fund (SHTF) FY2015

Grantee: Scott County Housing Council (SHTF #15-19)
Location: Area Served: Scott and Muscatine Counties
Project: Local Housing Trust Fund (LHTF)

Description of the Work:

Project Type: LHTF Program funding will be used to promote the development and/or preservation of affordable housing for households at or below 80 percent of the area median income, with at least 30 percent of the LHTF Program funding used to assist households with incomes at or below 30 percent of the area median.

Activity: Local Housing Trust Fund (LHTF) Program funding will be used to promote the development and/or preservation of affordable housing for households at or below 80 percent of the area median income, with at least 30 percent of the LHTF Program funding used to assist households with incomes at or below 30 percent of the area median. The LHTF Program requires a minimum local match of 25 percent of the total grant amount requested. Awards from the LHTF Program must be used for the development or preservation of affordable housing for eligible recipients, including infrastructure development, transitional housing, housing for homeless persons, homeownership, rental, capacity building, or other purposes that further the State Housing Trust Fund’s goals. Activities to be completed under this grant award are as specified in the approved Exhibit B, Project Budget.

Progress of the Work:

Award Approved by IFA Board of Directors on December 10, 2014

Estimated Completion Date of the Project:

December 31, 2016

Total Estimated Cost of the Project:

\$2,492,266

List of All Revenue Sources Being Used to Fund the Project:

SHTF Local Housing Trust Fund Program	\$476,555
Local Government Contributions	\$24,500
Local Private Sector Contributions	\$176,000
Other Contributions - Committed	\$211,095
Other Contributions - Uncommitted	\$1,604,116
TOTAL SOURCES	\$2,492,266

Amount of Funds Expended:

\$0

Amount of Funds Obligated:

\$476,555

Annual Infrastructure Report – 2014
Iowa Finance Authority
State Housing Trust Fund (SHTF) FY2015

Grantee: COG Housing, Inc. (SHTF #15-20)
Location: *Counties Served: Audubon, Carroll, Crawford, Greene, Guthrie and Sac*
Project: Local Housing Trust Fund (LHTF)

Description of the Work:

Project Type: LHTF Program funding will be used to promote the development and/or preservation of affordable housing for households at or below 80 percent of the area median income, with at least 30 percent of the LHTF Program funding used to assist households with incomes at or below 30 percent of the area median.

Activity: Local Housing Trust Fund (LHTF) Program funding will be used to promote the development and/or preservation of affordable housing for households at or below 80 percent of the area median income, with at least 30 percent of the LHTF Program funding used to assist households with incomes at or below 30 percent of the area median. The LHTF Program requires a minimum local match of 25 percent of the total grant amount requested. Awards from the LHTF Program must be used for the development or preservation of affordable housing for eligible recipients, including infrastructure development, transitional housing, housing for homeless persons, homeownership, rental, capacity building, or other purposes that further the State Housing Trust Fund’s goals. Activities to be completed under this grant award are as specified in the approved Exhibit B, Project Budget.

Progress of the Work:

Award Approved by IFA Board of Directors on December 10, 2014

Estimated Completion Date of the Project:

December 31, 2016

Total Estimated Cost of the Project:

\$354,092

List of All Revenue Sources Being Used to Fund the Project:

SHTF Local Housing Trust Fund Program	\$283,273
Local Government Contributions	\$17,000
Local Private Sector Contributions	\$4,950
Other Contribution - Region XII COG	\$48,869
TOTAL SOURCES	\$354,092

Amount of Funds Expended:

\$0

Amount of Funds Obligated:

\$283,273

Annual Infrastructure Report – 2014
Iowa Finance Authority
State Housing Trust Fund (SHTF) FY2015

Grantee: Council Bluffs Housing Trust Fund, Inc. (SHTF #15-21)
Location: City of Council Bluffs
Project: Local Housing Trust Fund (LHTF)

Description of the Work:

Project Type: LHTF Program funding will be used to promote the development and/or preservation of affordable housing for households at or below 80 percent of the area median income, with at least 30 percent of the LHTF Program funding used to assist households with incomes at or below 30 percent of the area median.

Activity: Local Housing Trust Fund (LHTF) Program funding will be used to promote the development and/or preservation of affordable housing for households at or below 80 percent of the area median income, with at least 30 percent of the LHTF Program funding used to assist households with incomes at or below 30 percent of the area median. The LHTF Program requires a minimum local match of 25 percent of the total grant amount requested. Awards from the LHTF Program must be used for the development or preservation of affordable housing for eligible recipients, including infrastructure development, transitional housing, housing for homeless persons, homeownership, rental, capacity building, or other purposes that further the State Housing Trust Fund’s goals. Activities to be completed under this grant award are as specified in the approved Exhibit B, Project Budget.

Progress of the Work:

Award Approved by IFA Board of Directors on December 10, 2014

Estimated Completion Date of the Project:

December 31, 2016

Total Estimated Cost of the Project:

\$225,293

List of All Revenue Sources Being Used to Fund the Project:

SHTF Local Housing Trust Fund Program	\$180,234
Local Government Contribution	\$6,000
Local Private Sector Contribution - Cash	\$31,654
Local Private Sector Contribution - In-Kind Donations	\$7,405
TOTAL SOURCES	\$225,293

Amount of Funds Expended:

\$0

Amount of Funds Obligated:

\$180,234

Grantee: Polk County Housing Trust Fund (SHTF #15-22)
Location: Area Served: Polk County
Project: Local Housing Trust Fund (LHTF)

Description of the Work:

Project Type: LHTF Program funding will be used to promote the development and/or preservation of affordable housing for households at or below 80 percent of the area median income, with at least 30 percent of the LHTF Program funding used to assist households with incomes at or below 30 percent of the area median.

Activity: Local Housing Trust Fund (LHTF) Program funding will be used to promote the development and/or preservation of affordable housing for households at or below 80 percent of the area median income, with at least 30 percent of the LHTF Program funding used to assist households with incomes at or below 30 percent of the area median. The LHTF Program requires a minimum local match of 25 percent of the total grant amount requested. Awards from the LHTF Program must be used for the development or preservation of affordable housing for eligible recipients, including infrastructure development, transitional housing, housing for homeless persons, homeownership, rental, capacity building, or other purposes that further the State Housing Trust Fund’s goals. Activities to be completed under this grant award are as specified in the approved Exhibit B, Project Budget.

Progress of the Work:

Award Approved by IFA Board of Directors on December 10, 2014

Estimated Completion Date of the Project:

December 31, 2016

Total Estimated Cost of the Project:

\$996,449

List of All Revenue Sources Being Used to Fund the Project:

SHTF Local Housing Trust Fund Program	\$797,159
Local Government Contribution - Polk County	\$199,290
TOTAL SOURCES	\$996,449

Amount of Funds Expended:

\$0

Amount of Funds Obligated:

\$797,159

Grantee: Dallas County Local Housing Trust Fund, Inc. (SHTF #15-23)
Location: Area Served: Dallas County
Project: Local Housing Trust Fund (LHTF)

Description of the Work:

Project Type: LHTF Program funding will be used to promote the development and/or preservation of affordable housing for households at or below 80 percent of the area median income, with at least 30 percent of the LHTF Program funding used to assist households with incomes at or below 30 percent of the area median.

Activity: Local Housing Trust Fund (LHTF) Program funding will be used to promote the development and/or preservation of affordable housing for households at or below 80 percent of the area median income, with at least 30 percent of the LHTF Program funding used to assist households with incomes at or below 30 percent of the area median. The LHTF Program requires a minimum local match of 25 percent of the total grant amount requested. Awards from the LHTF Program must be used for the development or preservation of affordable housing for eligible recipients, including infrastructure development, transitional housing, housing for homeless persons, homeownership, rental, capacity building, or other purposes that further the State Housing Trust Fund’s goals. Activities to be completed under this grant award are as specified in the approved Exhibit B, Project Budget.

Progress of the Work:

Award Approved by IFA Board of Directors on December 10, 2014

Estimated Completion Date of the Project:

December 31, 2016

Total Estimated Cost of the Project:

\$105,236

List of All Revenue Sources Being Used to Fund the Project:

SHTF Local Housing Trust Fund Program	\$84,189
Local Government Contribution - Dallas County	\$21,047
TOTAL SOURCES	\$105,236

Amount of Funds Expended:

\$0

Amount of Funds Obligated:

\$84,189

Annual Infrastructure Report – 2014
Iowa Finance Authority
State Housing Trust Fund (SHTF) FY2015

Grantee: Iowa Northland Regional Housing Council LHTF (SHTF #15-24)
Location: *Counties Served: Black Hawk (excluding the cities of Waterloo and Cedar Falls), Bremer, Buchanan, Butler, Chickasaw and Grundy*
Project: Local Housing Trust Fund (LHTF)

Description of the Work:

Project Type: LHTF Program funding will be used to promote the development and/or preservation of affordable housing for households at or below 80 percent of the area median income, with at least 30 percent of the LHTF Program funding used to assist households with incomes at or below 30 percent of the area median.

Activity: Local Housing Trust Fund (LHTF) Program funding will be used to promote the development and/or preservation of affordable housing for households at or below 80 percent of the area median income, with at least 30 percent of the LHTF Program funding used to assist households with incomes at or below 30 percent of the area median. The LHTF Program requires a minimum local match of 25 percent of the total grant amount requested. Awards from the LHTF Program must be used for the development or preservation of affordable housing for eligible recipients, including infrastructure development, transitional housing, housing for homeless persons, homeownership, rental, capacity building, or other purposes that further the State Housing Trust Fund’s goals. Activities to be completed under this grant award are as specified in the approved Exhibit B, Project Budget.

Progress of the Work:

Award Approved by IFA Board of Directors on December 10, 2014

Estimated Completion Date of the Project: December 31, 2016

Total Estimated Cost of the Project:

\$426,756

List of All Revenue Sources Being Used to Fund the Project:

Local Housing Trust Fund Program	\$332,205
Local Private Sector Contributions	\$50,000
Other Contribution - USDA Rural Development	\$24,000
Other Contribution - INRHC	\$20,551
TOTAL SOURCES	\$426,756

Amount of Funds Expended:

\$0

Amount of Funds Obligated:

\$332,205

Annual Infrastructure Report – 2014
Iowa Finance Authority
State Housing Trust Fund (SHTF) FY2015

Grantee: East Central Iowa Housing Trust Fund (SHTF #15-25)
Location: Counties Served: Benton, Iowa, Jones, and Washington
Project: Local Housing Trust Fund (LHTF)

Description of the Work:

Project Type: LHTF Program funding will be used to promote the development and/or preservation of affordable housing for households at or below 80 percent of the area median income, with at least 30 percent of the LHTF Program funding used to assist households with incomes at or below 30 percent of the area median.

Activity: Local Housing Trust Fund (LHTF) Program funding will be used to promote the development and/or preservation of affordable housing for households at or below 80 percent of the area median income, with at least 30 percent of the LHTF Program funding used to assist households with incomes at or below 30 percent of the area median. The LHTF Program requires a minimum local match of 25 percent of the total grant amount requested. Awards from the LHTF Program must be used for the development or preservation of affordable housing for eligible recipients, including infrastructure development, transitional housing, housing for homeless persons, homeownership, rental, capacity building, or other purposes that further the State Housing Trust Fund’s goals. Activities to be completed under this grant award are as specified in the approved Exhibit B, Project Budget.

Progress of the Work:

Award Approved by IFA Board of Directors on December 10, 2014

Estimated Completion Date of the Project:

December 31, 2016

Total Estimated Cost of the Project:

\$380,557

List of All Revenue Sources Being Used to Fund the Project:

Local Housing Trust Fund Program	\$297,921
Local Government Contribution	\$2,481
Local Private Sector Contribution	\$4,000
Other Contribution - FHLB AHP	\$75,000
Other Contribution - ECICOG In-kind Donated Services	\$1,155
TOTAL SOURCES	\$380,557

Amount of Funds Expended:

\$0

Amount of Funds Obligated:

\$297,921

Grantee: Housing Fund for Linn County (SHTF #15-26)
Location: Area Served: Linn County
Project: Local Housing Trust Fund (LHTF)

Description of the Work:

Project Type: LHTF Program funding will be used to promote the development and/or preservation of affordable housing for households at or below 80 percent of the area median income, with at least 30 percent of the LHTF Program funding used to assist households with incomes at or below 30 percent of the area median.

Activity: Local Housing Trust Fund (LHTF) Program funding will be used to promote the development and/or preservation of affordable housing for households at or below 80 percent of the area median income, with at least 30 percent of the LHTF Program funding used to assist households with incomes at or below 30 percent of the area median. The LHTF Program requires a minimum local match of 25 percent of the total grant amount requested. Awards from the LHTF Program must be used for the development or preservation of affordable housing for eligible recipients, including infrastructure development, transitional housing, housing for homeless persons, homeownership, rental, capacity building, or other purposes that further the State Housing Trust Fund’s goals. Activities to be completed under this grant award are as specified in the approved Exhibit B, Project Budget.

Progress of the Work:

Award Approved by IFA Board of Directors on December 10, 2014

Estimated Completion Date of the Project:

December 31, 2016

Total Estimated Cost of the Project:

\$532,915

List of All Revenue Sources Being Used to Fund the Project:

Local Housing Trust Fund Program	\$426,278
Local Government Contribution	\$5,000
Local Private Sector Contribution	\$3,000
Other - Loan Repayments	\$2,737
Other - Wells Fargo Foundation Grant	\$50,000
Other - 2013 FHLB AHP	\$40,469
Other - 2014 FHLB AHP	\$5,431
TOTAL SOURCES	\$532,915

Amount of Funds Expended:

\$0

Amount of Funds Obligated:

\$426,278

Grantee: Housing Trust Fund of Johnson County (SHTF #15-27)
Location: Area Served: Johnson County
Project: Local Housing Trust Fund (LHTF)

Description of the Work:

Project Type: LHTF Program funding will be used to promote the development and/or preservation of affordable housing for households at or below 80 percent of the area median income, with at least 30 percent of the LHTF Program funding used to assist households with incomes at or below 30 percent of the area median.

Activity: Local Housing Trust Fund (LHTF) Program funding will be used to promote the development and/or preservation of affordable housing for households at or below 80 percent of the area median income, with at least 30 percent of the LHTF Program funding used to assist households with incomes at or below 30 percent of the area median. The LHTF Program requires a minimum local match of 25 percent of the total grant amount requested. Awards from the LHTF Program must be used for the development or preservation of affordable housing for eligible recipients, including infrastructure development, transitional housing, housing for homeless persons, homeownership, rental, capacity building, or other purposes that further the State Housing Trust Fund’s goals. Activities to be completed under this grant award are as specified in the approved Exhibit B, Project Budget.

Progress of the Work:

Award Approved by IFA Board of Directors on December 10, 2014

Estimated Completion Date of the Project:

December 31, 2016

Total Estimated Cost of the Project:

\$460,779

List of All Revenue Sources Being Used to Fund the Project:

SHTF Local Housing Trust Fund Program	\$309,779
Local Government Contributions	\$71,000
Other Contribution - ECICOG Contract Income	\$25,000
Other Contribution - FHLB AHP	\$55,000
TOTAL SOURCES	\$460,779

Amount of Funds Expended:

\$0

Amount of Funds Obligated:

\$309,779

Annual Infrastructure Report – 2014
Iowa Finance Authority
State Housing Trust Fund (SHTF) FY2015

Grantee: Western Iowa Community Improvement Regional Housing Trust Fund (SHTF #15-28)
Location: *Counties Served: Cherokee, Ida, Monona, Plymouth and Woodbury*
Project: Local Housing Trust Fund (LHTF)

Description of the Work:

Project Type: LHTF Program funding will be used to promote the development and/or preservation of affordable housing for households at or below 80 percent of the area median income, with at least 30 percent of the LHTF Program funding used to assist households with incomes at or below 30 percent of the area median.

Activity: Local Housing Trust Fund (LHTF) Program funding will be used to promote the development and/or preservation of affordable housing for households at or below 80 percent of the area median income, with at least 30 percent of the LHTF Program funding used to assist households with incomes at or below 30 percent of the area median. The LHTF Program requires a minimum local match of 25 percent of the total grant amount requested. Awards from the LHTF Program must be used for the development or preservation of affordable housing for eligible recipients, including infrastructure development, transitional housing, housing for homeless persons, homeownership, rental, capacity building, or other purposes that further the State Housing Trust Fund’s goals. Activities to be completed under this grant award are as specified in the approved Exhibit B, Project Budget.

Progress of the Work:

Award Approved by IFA Board of Directors on December 10, 2014

Estimated Completion Date of the Project:

December 31, 2016

Total Estimated Cost of the Project:

\$350,843

List of All Revenue Sources Being Used to Fund the Project:

SHTF Local Housing Trust Fund Program	\$280,673
Local Private Sector Contributions	\$13,437
Local Government Contribution - City of Galva	\$4,000
SIMPCO	\$52,733
TOTAL SOURCES	\$350,843

Amount of Funds Expended:

\$0

Amount of Funds Obligated:

\$280,673

Annual Infrastructure Report – 2014
Iowa Finance Authority
State Housing Trust Fund (SHTF) FY2015

Grantee: Great River Housing, Inc. (SHTF #15-29)
Location: *Counties Served: Des Moines, Henry, Lee, and Louisa*
Project: Local Housing Trust Fund (LHTF)

Description of the Work:

Project Type: LHTF Program funding will be used to promote the development and/or preservation of affordable housing for households at or below 80 percent of the area median income, with at least 30 percent of the LHTF Program funding used to assist households with incomes at or below 30 percent of the area median.

Activity: Local Housing Trust Fund (LHTF) Program funding will be used to promote the development and/or preservation of affordable housing for households at or below 80 percent of the area median income, with at least 30 percent of the LHTF Program funding used to assist households with incomes at or below 30 percent of the area median. The LHTF Program requires a minimum local match of 25 percent of the total grant amount requested. Awards from the LHTF Program must be used for the development or preservation of affordable housing for eligible recipients, including infrastructure development, transitional housing, housing for homeless persons, homeownership, rental, capacity building, or other purposes that further the State Housing Trust Fund’s goals. Activities to be completed under this grant award are as specified in the approved Exhibit B, Project Budget.

Progress of the Work:

Award Approved by IFA Board of Directors on December 10, 2014

Estimated Completion Date of the Project:

December 31, 2016

Total Estimated Cost of the Project:

\$531,193

List of All Revenue Sources Being Used to Fund the Project:

SHTF Local Housing Trust Fund Program	\$331,193
Local Government Contribution - Henry County	\$10,000
Other Contribution - FHLB AHP	\$190,000
TOTAL SOURCES	\$531,193

Amount of Funds Expended:

\$0

Amount of Funds Obligated:

\$331,193

Grantee: Habitat for Humanity of Boone and Greene Counties, Inc. (SHTF #15-01)
Location: Jefferson (Greene County)
Project: Project-Based Housing Program

Description of the Work:

Project Type: Homeownership

Activity: Acquisition of housing property, rehabilitation, and resale for affordable housing

Background: Habitat for Humanity of Boone and Greene Counties, Inc. is awarded a \$20,000 grant to help acquire and rehabilitate a vacant single-family home in Jefferson for resale to a low-income family. Constructed in 1947, the 1.5 story home located at 901 W. Washington Street consists of 1,365 finished square feet, including three bedrooms and 1.5 bathrooms. The home was foreclosed on in 2012 and will require major rehabilitation prior to resale. The partner family for this build will receive financial, home repair, homeownership, and foreclosure prevention education and must complete the required sweat equity/community service hours prior to closing on the home. The grant award will be used to help finance acquisition and rehabilitation costs.

Progress of the Work:

0 Affordable Housing Units Complete as of 12/31/14 – Under Construction

Estimated Completion Date of the Project:

August 31, 2016

Total Estimated Cost of the Project:

\$76,076

List of All Revenue Sources Being Used to Fund the Project:

SHTF Project-Based Housing Program	\$20,000
City of Jefferson NSP Grant	\$42,319
Private Donations (cash)	\$9,641
Gifts in-kind	\$4,116
TOTAL SOURCES	\$76,076

Amount of Funds Expended:

\$0

Amount of Funds Obligated:

\$20,000

Grantee: Habitat for Humanity of Marion County (SHTF #15-02)
Location: Pella and Knoxville (Marion County)
Project: Project-Based Housing Program

Description of the Work:

Project Type: Homeownership

Activity: New construction of affordable housing

Background: Habitat for Humanity of Marion County, Inc. is awarded a \$50,000 grant to help construct single-family homes on infill lots in Knoxville and Pella for resale to low-income families. The two new approximately 1,000 square foot ranch style homes are expected to include three bedrooms and one bathroom, with specific design features to be based upon the needs of the identified homebuyer household. Each partner family will receive financial, home repair, homeownership, and foreclosure prevention education and must also complete the required sweat equity/community service hours prior to closing on the home. The grant award will be used to help finance construction costs.

Progress of the Work:

0 Affordable Housing Units Complete as of 12/31/14 – Under Construction

Estimated Completion Date of the Project:

October 31, 2016

Total Estimated Cost of the Project:

\$219,710

List of All Revenue Sources Being Used to Fund the Project:

SHTF Project-Based Housing Program	\$50,000
HFHMCI cash on hand	\$117,000
Gifts in-kind from Habitat International	\$10,000
Land Value	\$23,710
Donations from Foundations	\$19,000
TOTAL SOURCES	\$219,710

Amount of Funds Expended:

\$25,000

Amount of Funds Obligated:

\$50,000

Grantee: Northeast Iowa Community Action Corporation (SHTF #15-30)
Location: Elkader and Guttenberg (Clayton County)
Project: Project-Based Housing Program

Description of the Work:

Project Type: Rental

Activity: New construction of affordable housing

Background: The Northeast Iowa Community Action Corporation is awarded a \$50,000 grant to help construct single-family rental homes on infill lots in Elkader and Guttenberg. The two new approximately 1,200 square foot ranch style homes will include three bedrooms, one bathroom, and a full basement. Homes will be Energy Star certified and will be constructed using Universal Design principles. Two additional single-family rental homes will be constructed in Fredericksburg (Chickasaw County) and Postville (Allamakee County) under the total development budget in this phase, but only properties to be constructed in Elkader and Guttenberg will be assisted under the SHTF Project-Based Housing Program award. Initially, each home will be rented to a household earning 60 percent or less of the area median income. The tenant family will prepare for homeownership through counseling provided by NEICAC’s NeighborWorks America certified homebuyer educators. Participating families are expected to be ready for home purchase within one to three years. The grant award will be used to help finance construction costs.

Progress of the Work:

0 Affordable Housing Units Complete as of 12/31/14 – Grant Agreement Signed

Estimated Completion Date of the Project:

November 30, 2016

Total Estimated Cost of the Project:

\$796,078

List of All Revenue Sources Being Used to Fund the Project:

SHTF Project-Based Housing Program	\$50,000
IFA – HOME Program	\$530,000
INRHC LHTF	\$30,000
NEICAC (loan)	\$75,000
NEICAC (cash investment)	\$81,222
Donated Land Value	\$29,856
TOTAL SOURCES	\$796,078


Amount of Funds Expended:

\$0

Amount of Funds Obligated:

\$50,000

**IOWA
TELECOMMUNICATIONS AND TECHNOLOGY
COMMISSION**



2014

ANNUAL INFRASTRUCTURE REPORT

RIC LUMBARD
EXECUTIVE DIRECTOR

January 15, 2015

This report is being submitted to the Legislative Services Agency in accordance with several sections of the Iowa Code, including Code Sections 8.57(6)(h) and (i), 8.57A(5), 8.57B(5), 8.57C(4), 12.E12, 12.79, 12.88, and 12.88A.

If you have questions or require additional information contact:

Mark Johnson
Administration Director
mark.johnson@iowa.gov
515-725-4608

Infrastructure Appropriations for the *Equipment Project*

Description:

The ICN has received appropriations to replace and upgrade equipment that is reaching its end of functional life for FY 2007, 2008, 2009, 2010, 2011, 2012, 2013, 2014, and 2015. Following is an explanation of the two multi-year equipment replacement projects funded by the appropriations.

Voice (Local Telephone System) equipment serving state agencies on the Capitol Complex and surrounding areas

The manufacturer no longer supports the equipment and third-party refurbished replacement parts are becoming scarce. So far, the ICN has not experienced large outages. ICN is pursuing a third-party voice solution that will include the desired features; such as caller ID, the ability to comply with new eDiscovery laws, unified communications features, and the ability to have redundancy for the Network. ICN intends to use appropriated funds to purchase equipment and upgrade cabling. This will provide State agencies services on the Capitol Complex and surrounding area that will assist in reducing costs to State government.

Internet Services Technology Equipment

Many new video applications for education, medical, and other government services are moving to Internet Protocol (IP) technology. Capabilities offered by the new equipment would allow more simultaneous "IP" sessions and better quality Video over IP (VoIP) conferences. This funding complements the upgrades funded by the Broadband Stimulus funding received from the US Department of Commerce and allows the network to provide more robust services in a shorter time frame.

Progress:

Recent technology developments and agency demand for services have led the ICN to find a new solution that provides unified messaging and unified communications. The desired solution is a managed service that can take advantage of economies of scale to reduce costs to State agencies. This project is underway with the contract nearing completion. All legacy phones will be moved to the new platform.

The ICN selected equipment based on the H.323 protocol, which is an industry standard. The remaining appropriated funds will be used to provide data and video equipment at the remaining sites during the transition to the H.323 standard. ICN has established a sunset date for the legacy video platform. Securing a managed service for this platform should be underway in the next several months.

Total Estimated Cost of the Projects:

The total cost for these projects is estimated to be \$12 million for voice and \$18 million for Internet service equipment. The total amount includes funds previously appropriated.

Table 1. Appropriations and Spending for the Equipment Project

Revenue Sources	Fiscal Year	Appropriated Amount	Expended	Encumbered	Balance	Percent Complete	Est. Completion Date
0943/04U11	2011	\$ 2,244,956	\$ 2,244,956	\$ 0	\$ 0	100%	12/31/13
0943/04U12	2012	\$ 2,248,653	\$ 1,378,718	\$ 869,935	\$ 0	100%	6/30/15
0943/4U13	2013	\$ 2,198,653	\$ 0	\$ 13,524	\$ 2,198,653	1%	6/30/2016
0943/4U14	2014	\$ 2,198,653	\$ 0	\$ 0	\$ 2,198,653	0%	6/30/2017
0943/4U15	2015	\$ 2,245,653	\$ 0	\$ 0	\$ 2,245,653	0%	6/30/2018

JUDICIAL BRANCH

Technology Reinvestment Fund
Annual Status Report – January 2015 (FY15) - Iowa Judicial Branch
Funding for Electronic Document Management System (EDMS)

Project

The Iowa Judicial Branch began work on mandatory Electronic Filing of documents for the second time in 2007. “The project is designed to implement an Electronic Document Management System (hereinafter “EDMS”) to facilitate the electronic filing of information/documents with Courts of Iowa.”¹ The EDMS project covers all District courts as well as the Court of Appeals and Supreme Court.

Progress

Work began following contract signing in November 2008. Design, development, testing, training and implementation were completed in two (2) pilot counties in Calendar Year 2010.

EDMS business and technical staff continue to enhance EDMS in order to realize efficiencies, make it easier for court filers to use, and improve access to the judicial system for the citizens of Iowa, as well as filers from other states involved in litigation in Iowa courts.

Further enhancements and improvements continue as implementation continues. Implementation of EDMS has been completed in forty-three (74) counties in judicial sub-districts 3A, 3B, 2A, 2B, 5A, 5C, 5B, 6, 7, 1A, 1B, 8A and 8B currently. Implementation of the district courts will be completed in Calendar Year 2015. The Judicial Branch provides onsite training for internal and external filers prior to implementation in a county or group of counties. Due to staffing shortages in the Judicial Branch contract staff have been hired to assist in the training and support functions for the EDMS project.

Work continues on the development and training for electronic filing to cases on appeal in the Supreme Court and Court of Appeals courts with complete implementation anticipated in Calendar Year 2015.

Total Approved Funding for EDMS Project

Estimated EDMS project cost is \$19,000,000 over 5 years. Technology Investment Funds approved for the EDMS project is \$1,000,000 for FY13. Infrastructure Funds approved for the EDMS project in FY 14 is \$3,000,000.

Funding Sources for the EDMS Project

The Enhanced Court Collections Fund, the Court Technology Fund, Technology Reinvestment Funds and Infrastructure Funds are being used for this project.

Total Project Funds Expended

Total expended funds from all sources are approximately \$18,500,000 as of December 31, 2014. Estimated completion date for full implementation is Calendar 2015.

Funds Expended from Technology Reinvestment Funds (FY14)

Software Development	\$ 701,604.00
Hardware (PC's / Scanners)	\$ 202,795.00
Software (License / Maintenance)	\$ 90,151.00
Network Cabling	\$ 5,450.00
Expended Technology Reinvestment Funds Total (Dec 31, 2014)	\$ 1,000,000.00
<u>Unexpended Technology Reinvestment Funds (Dec 31, 2014)</u>	<u>\$ 0.00</u>
Expended Infrastructure (B30) Total (Dec 31, 2014)	\$ 2,308,771.00
<u>Unexpended Infrastructure (B30) Funds (Dec 31, 2014)</u>	<u>\$ 691,229.00</u>

Product enhancement and implementation continues in additional counties and sub-districts which as noted above and the unexpended funds will be used for those items.

¹ Source: Electronic Document Management System (EDMS) RFP # JB050508 – title page.

DEPARTMENT OF MANAGEMENT

Iowa Department of Management

Technology Reinvestment Fund Appropriations Status Report (8.57C)

December 2014

Project:

Iowa Grants Management Implementation Project - IowaGrants.gov

Description:

IowaGrants.gov provides grant management software that encapsulates the entire grant management life-cycle allowing Iowa's state agencies to automate 100% of their grant management processes online. IowaGrants.gov is capable of managing the grant tracking, application, selection, award/contracting, monitoring, communications, modification, reporting, close-out, and financial management processes.

IowaGrants.gov is available to all state agencies that administer a variety of state and federal competitive and pass-through grant programs. While the grant management process generally follows a rather standard set of steps from application through grant closeout, the particular requirements of each state agency and of each grant program requires a configurable approach. IowaGrants.gov accommodates unique requirements in the management of each individual grant program.

IowaGrants.gov improves Iowa's grant management process in the following areas:

- Provide transparency of Iowa's grant making process and resource allocation;
- Increase citizen access to state administered grant programs;
- Expand accessibility to grant information ensuring accountability to legislators, boards, commissions, stakeholders, and citizens;
- Eliminate of the costs of continued investments in the development and operation of agency-unique grant management systems.

Progress of Work Completed:

This project is ongoing. The following agencies/elected officials are currently utilizing IowaGrants.gov:

Department of Agriculture and Land Stewardship
Department of Cultural Affairs
Department of Economic Development
Department of Education
Department of Human Rights
Department of Justice
Department of Management
Department of Public Defense, Homeland Security and Emergency Management Division
Department of Public Health
Department of Public Safety
Iowa Commission on Volunteer Service
Iowa Workforce Development
Office of the Chief Information Officer
Office of Drug Control Policy

Total Estimated Cost of Project:

Total cost of 6 year contract – ending August 1, 2014, extended to August 1, 2016 - \$1,432,300

List of all Revenue Sources to Fund the Project:

FY09 Pooled Tech Funding	\$455,000
FY11 Pooled Tech Funding	\$414,311
FY 13 Technology Reinvestment Fund	\$125,000 - 2012 Iowa Acts, Chap. 1140, Sec. 3.6
FY 14 Technology Reinvestment Fund	\$100,000 - 2014 Iowa Acts, Chap. 1136, Sec. 3.7

Amount of Funds Expended:

\$966,124 as of November 30, 2014

Amount of Funds Obligated:

\$1,026,647 – Maintenance, hosting and A&A charges through July 2016. Not included - Technical assistance to agencies and programming hourly rate.

Estimated Completion Date of Project:

The expectation is that all state agencies will be utilizing IowaGrants.gov to some extent by December 2015. It may take more time to add all individual grant programs, especially for the larger agencies.

**DEPARTMENT OF
NATURAL RESOURCES**

**Iowa Department of Natural Resources
Infrastructure Funds Status Report
December 31, 2014**

in accordance with several sections of Iowa Code, including: 8.57, 8.57A, 8.57B, 8.57C, 12.E12, 12.79, 12.88, and 12.88A.

These projects are two- to three-year, sequenced constructions projects, with extensive up-front planning and permitting. All funds are obligated along an established timeline.

Description of Project	Progress	Total Estimated Cost	Additional Funding	Funds Expended	Funds Obligated	Estimated Completion Date
FY 12 Appropriation						
Rebuild Iowa Infrastructure Fund						
Floodplain Management	Establish and implement a program to promote the protection of life and property from floods and to promote the orderly development and wise use of the flood plains of the state. This is carried out by regulating construction in the flood plain, providing technical assistance and the promotion of the National Flood Insurance Program, developing statewide flood plain maps and ensuring that dams meet criteria and are properly maintained to ensure safety.	100%	\$ 2,000,000	\$	2,000,000	\$ - Complete
Lake Water Quality Improvement	To improve lake water quality across the state by following the comprehensive lakes plan of prioritized projects. The targeted plan mandates feasibility studies, watershed improvements and local community support and funding.	100%	\$ 5,459,000	\$ 5,000	\$ 5,464,000	\$ - Complete
State Park Infrastructure	State Park Infrastructure improvements.	102%	\$ 5,000,000	\$ 93,957	\$ 5,093,957	\$ - Complete
Total Rebuild Iowa Infrastructure Fund			\$ 12,459,000	\$ 98,957	\$ 12,557,957	\$ -
Environment First Fund						
Keepers of the Land	Supports the Keepers of the Land Program with the goal of making it easy for Iowans to volunteer and become involved as advocates for Iowa's natural resources.	100%	\$ 100,000	\$ -	\$ 100,000	\$ - Complete

Description of Project		Progress	Total Estimated Cost	Additional Funding	Funds Expended	Funds Obligated	Estimated Completion Date
Ambient Air Quality Monitoring	Supports work necessary to operate and maintain an adequate PM2.5 monitoring network. An adequate PM2.5 monitoring network will facilitate a flexible air permitting program, reduce costs for businesses, and promote economic competitiveness.	100%	\$ 425,000		\$ 425,000	\$ -	Complete
State Park Maintenance	Supports the Park's Bureau facility and grounds maintenance costs, equipment costs to maintain the facilities and grounds, and a portion of facility maintenance staff costs, primarily in the form of summer workers.	100%	\$ 3,210,000	\$ -	\$ 3,210,000	\$ -	Complete
GIS Watershed Managers	Supports the development, acquisition, and analysis of geographic and demographic data for resource management.	130%	\$ 195,000	\$ 58,375	\$ 253,375	\$ -	Complete
Animal Feeding Operations	Extends the DNR field efforts to educate producers, and to achieve compliance with state and federal environmental laws and regulations to smaller open lots across Iowa.	100%	\$ 420,000		\$ 420,000	\$ -	Complete
Water Quality Monitoring	Supports water quality monitoring which enables the Department to assess the quality of our water and extent of water quality problems, determine whether watershed improvements were effective, and identify new threats to and emerging issues in Iowa's water quality.	102%	\$ 2,955,000	\$ 64,195	\$ 3,019,195	\$ -	Complete
Water Quality Protection	Supports the public drinking water supply program by providing a match for federal funds.	100%	\$ 500,000		\$ 500,000	\$ -	Complete
Water Quantity	To continue implementing a comprehensive, knowledge-based water development, management, and allocation system. The goal is to assure sustainable water supplies for Iowans and the states economy.	100%	\$ 495,000		\$ 495,000	\$ -	Complete
Resource Enhancement and Protection	Allows for sustainable funding for natural resource protection, cultural resource enhancement and protection and outdoor recreation enhancement at all levels of state government: state, county and city.	100%	\$ 12,000,000		\$ 12,000,000	\$ -	Complete
Forestry Health Management	Provides for forestry health management programs.	100%	\$ 100,000		\$ 100,000	\$ -	Complete

Description of Project		Progress	Total Estimated Cost	Additional Funding	Funds Expended	Funds Obligated	Estimated Completion Date
Geological and Water Survey	Supports the continued operations of the department's geological and water survey including but not limited to providing analysis, data collection, investigative programs, and information for water supply development and protection.	100%	\$ 200,000		\$ 200,000	\$ -	Complete
Total Environment First Fund			\$ 20,600,000	\$ 122,570	\$ 20,722,570	\$ -	
Iowa Economic Emergency Fund							
Missouri River Flooding Repair	For the repair of damages due to the flooding of the Missouri river during the calendar year 2011 in the Lewis and Clark, Lake Manawa, and Wilson Island state parks and recreation area.	100%	\$ 2,865,743		\$ 2,865,743	\$ -	Complete
Total Iowa Economic Emergency Fund			\$ 2,865,743	\$ -	\$ 2,865,743	\$ -	

Description of Project		Progress	Total Estimated Cost	Additional Funding	Funds Expended	Funds Obligated	Estimated Completion Date
FY 13 Appropriation							
Rebuild Iowa Infrastructure Fund							
Lake Water Quality Improvement	To improve lake water quality across the state by following the comprehensive lakes plan of prioritized projects. The targeted plan mandates feasibility studies, watershed improvements and local community support and funding.	117%	\$ 6,000,000	\$ 1,037,345	\$ 7,037,345	\$ -	Complete
State Park Infrastructure	State Park Infrastructure improvements.	108%	\$ 5,000,000	\$ 375,199	\$ 5,375,199	\$ -	Complete
Water Trails/Low Head Public Dam	Funding for implementation of the water trails and low-head dam public hazard programs, including granting and state infrastructure for safety purposes and to enhance recreational use for growing population segments.	100%	\$ 1,000,000	\$ 3,375	\$ 1,003,375	\$ -	Complete
Lake Delhi	Funding for the restoration and reconstruction of a dam, in a county with a population between 17,700 and 17,800, for a lake with public access that has the support of benefited lake district.	100%	\$ 2,500,000		\$ 2,500,000	\$ -	June, 2016
Total Rebuild Iowa Infrastructure Fund			\$ 14,500,000	\$ 1,415,918	\$ 15,915,918	\$ -	
Environment First Fund							
Keepers of the Land	Supports the Keepers of the Land Program with the goal of making it easy for Iowans to volunteer and become involved as advocates for Iowa's natural resources.	100%	\$ 100,000	\$ 904	\$ 100,904	\$ -	Complete
Ambient Air Quality Monitoring	Supports work necessary to operate and maintain an adequate PM2.5 monitoring network. An adequate PM2.5 monitoring network will facilitate a flexible air permitting program, reduce costs for businesses, and promote economic competitiveness.	100%	\$ 425,000		\$ 425,000	\$ -	Complete
State Park Maintenance	Supports the Park's Bureau facility and grounds maintenance costs, equipment costs to maintain the facilities and grounds, and a portion of facility maintenance staff costs, primarily in the form of summer workers.	100%	\$ 3,710,000	\$ -	\$ 3,710,000	\$ -	Complete

	Description of Project	Progress	Total Estimated Cost	Additional Funding	Funds Expended	Funds Obligated	Estimated Completion Date
GIS Watershed Managers	Supports the development, acquisition, and analysis of geographic and demographic data for resource management.	100%	\$ 195,000		\$ 195,000	\$ -	Complete
Animal Feeding Operations	Extends the DNR field efforts to educate producers, and to achieve compliance with state and federal environmental laws and regulations to smaller open lots across Iowa.	100%	\$ 620,000		\$ 620,000	\$ -	Complete
Water Quality Monitoring	Supports water quality monitoring which enables the Department to assess the quality of our water and extent of water quality problems, determine whether watershed improvements were effective, and identify new threats to and emerging issues in Iowa's water quality.	100%	\$ 2,955,000	\$ 28,874	\$ 2,983,874	\$ -	Complete
Water Quality Protection	Supports the public drinking water supply program by providing a match for federal funds.	100%	\$ 500,000		\$ 500,000	\$ -	Complete
Water Quantity	To continue implementing a comprehensive, knowledge-based water development, management, and allocation system. The goal is to assure sustainable water supplies for Iowans and the state's economy.	100%	\$ 495,000		\$ 495,000	\$ -	Complete
Resource Enhancement and Protection	Allows for sustainable funding for natural resource protection, cultural resource enhancement and protection and outdoor recreation enhancement at all levels of state government: state, county and city.	100%	\$ 12,000,000		\$ 12,000,000	\$ -	Complete
Geological and Water Survey	Supports the continued operations of the department's geological and water survey including but not limited to providing analysis, data collection, investigative programs, and information for water supply development and protection.	100%	\$ 200,000		\$ 200,000	\$ -	Complete
Total Environment First Fund			\$ 21,200,000	\$ 29,778	\$ 21,229,778	\$ -	

Description of Project		Progress	Total Estimated Cost	Additional Funding	Funds Expended	Funds Obligated	Estimated Completion Date
FY 14 Appropriation							
Rebuild Iowa Infrastructure Fund							
Lake Water Quality Improvement	To improve lake water quality across the state by following the comprehensive lakes plan of prioritized projects. The targeted plan mandates feasibility studies, watershed improvements and local community support and funding.	63%	\$ 8,600,000	\$ 1,864	\$ 5,446,053	\$ 3,155,811	June, 2017
Water Trails/Low Head Public Dam	Funding for implementation of the water trails and low-head dam public hazard programs, including granting and state infrastructure for safety purposes and to enhance recreational use for growing population segments.	81%	\$ 1,000,000	\$ 118,435	\$ 805,437	\$ 312,998	June, 2017
State Park Infrastructure	State Park Infrastructure improvements.	105%	\$ 5,000,000	\$ 247,074	\$ 5,247,074	\$ -	June, 2017
Lake Delhi	Funding for the restoration and reconstruction of a dam, in a county with a population between 17,700 and 17,800, for a lake with public access that has the support of benefited lake district.	100%	\$ 2,500,000		\$ 2,500,000	\$ -	June, 2017
Total Rebuild Iowa Infrastructure Fund			\$ 17,100,000	\$ 367,374	\$ 13,998,564	\$ 3,468,810	
Environment First Fund							
Keepers of the Land	Supports the Keepers of the Land Program with the goal of making it easy for Iowans to volunteer and become involved as advocates for Iowa's natural resources.	100%	\$ 100,000		\$ 100,000	\$ -	Complete
Ambient Air Quality Monitoring	Supports work necessary to operate and maintain an adequate PM2.5 monitoring network. An adequate PM2.5 monitoring network will facilitate a flexible air permitting program, reduce costs for businesses, and promote economic competitiveness.	100%	\$ 425,000		\$ 425,000	\$ -	Complete
State Park Maintenance	Supports the Park's Bureau facility and grounds maintenance costs, equipment costs to maintain the facilities and grounds, and a portion of facility maintenance staff costs, primarily in the form of summer workers.	100%	\$ 6,360,000	\$ -	\$ 6,360,000	\$ -	Complete

Description of Project		Progress	Total Estimated Cost	Additional Funding	Funds Expended	Funds Obligated	Estimated Completion Date
GIS Watershed Managers	Supports the development, acquisition, and analysis of geographic and demographic data for resource management.	100%	\$ 195,000	\$ -	\$ 195,000	\$ -	Complete
Animal Feeding Operations	Extends the DNR field efforts to educate producers, and to achieve compliance with state and federal environmental laws and regulations to smaller open lots across Iowa.	100%	\$ 1,320,000		\$ 1,320,000	\$ -	Complete
Water Quality Monitoring	Supports water quality monitoring which enables the Department to assess the quality of our water and extent of water quality problems, determine whether watershed improvements were effective, and identify new threats to and emerging issues in Iowa's water quality.	100%	\$ 2,955,000		\$ 2,955,000	\$ -	Complete
Water Quality Protection	Supports the public drinking water supply program by providing a match for federal funds.	100%	\$ 500,000		\$ 500,000	\$ -	Complete
Water Quantity	To continue implementing a comprehensive, knowledge-based water development, management, and allocation system. The goal is to assure sustainable water supplies for Iowans and the states economy.	100%	\$ 495,000		\$ 495,000	\$ -	Complete
Resource Enhancement and Protection	Allows for sustainable funding for natural resource protection, cultural resource enhancement and protection and outdoor recreation enhancement at all levels of state government: state, county and city.	100%	\$ 16,000,000		\$ 16,000,000	\$ -	Complete
Geological and Water Survey	Supports the continued operations of the department's geological and water survey including but not limited to providing analysis, data collection, investigative programs, and information for water supply development and protection.	100%	\$ 200,000		\$ 200,000	\$ -	Complete
Keep Iowa Beautiful	Supports a Keep Iowa Beautiful initiative in order to assist communities in developing and implementing beautification and community development plans.		\$ 200,000		\$ 40,000	\$ 160,000	December, 2015
Total Environment First Fund			\$ 28,750,000	\$ -	\$ 28,590,000	\$ 160,000	

Description of Project		Progress	Total Estimated Cost	Additional Funding	Funds Expended	Funds Obligated	Estimated Completion Date
FY 15 Appropriation							
Rebuild Iowa Infrastructure Fund							
Lake Water Quality Improvement	To improve lake water quality across the state by following the comprehensive lakes plan of prioritized projects. The targeted plan mandates feasibility studies, watershed improvements and local community support and funding.	0%	\$ 9,600,000	\$ -	\$ -	\$ 9,600,000	June, 2018
Water Trails/Low Head Public Dam	Funding for implementation of the water trails and low-head dam public hazard programs, including granting and state infrastructure for safety purposes and to enhance recreational use for growing population segments.	0%	\$ 2,000,000		\$ -	\$ 2,000,000	June, 2018
State Park Infrastructure	State Park Infrastructure improvements.	33%	\$ 5,000,000	\$ 614,500	\$ 1,669,719	\$ 3,944,781	June, 2018
Blood Run/Good Earth Park	Funding for the establishment of a new state park in a county with a population between 11,500 and 11,600 in the latest preceding certified census.	0%	\$ 2,000,000			\$ 2,000,000	June, 2018
Iowa Parks Foundation	Funding for projects of the Iowa Parks Foundation that support the centennial celebration of state parks.	0%	\$ 2,000,000			\$ 2,000,000	June, 2018
Total Rebuild Iowa Infrastructure Fund			\$ 20,600,000	\$ 614,500	\$ 1,669,719	\$ 19,544,781	
Environment First Fund							
Keepers of the Land	Supports the Keepers of the Land Program with the goal of making it easy for Iowans to volunteer and become involved as advocates for Iowa's natural resources.	57%	\$ 100,000		\$ 57,056	\$ 42,944	June, 2015
Ambient Air Quality Monitoring	Supports work necessary to operate and maintain an adequate PM2.5 monitoring network. An adequate PM2.5 monitoring network will facilitate a flexible air permitting program, reduce costs for businesses, and promote economic competitiveness.	70%	\$ 425,000		\$ 295,936	\$ 129,064	June, 2015

	Description of Project	Progress	Total Estimated Cost	Additional Funding	Funds Expended	Funds Obligated	Estimated Completion Date
State Park Maintenance	Supports the Park's Bureau facility and grounds maintenance costs, equipment costs to maintain the facilities and grounds, and a portion of facility maintenance staff costs, primarily in the form of summer workers.	50%	\$ 6,135,000	\$ -	\$ 3,067,500	\$ 3,067,500	June, 2015
GIS Watershed Managers	Supports the development, acquisition, and analysis of geographic and demographic data for resource management.	2%	\$ 195,000	\$ -	\$ 4,812	\$ 190,188	December, 2015
Animal Feeding Operations	Extends the DNR field efforts to educate producers, and to achieve compliance with state and federal environmental laws and regulations to smaller open lots across Iowa.	5%	\$ 1,320,000		\$ 66,818	\$ 1,253,182	December, 2015
Water Quality Monitoring	Supports water quality monitoring which enables the Department to assess the quality of our water and extent of water quality problems, determine whether watershed improvements were effective, and identify new threats to and emerging issues in Iowa's water quality.	42%	\$ 2,955,000	\$ 184	\$ 1,240,769	\$ 1,714,415	December, 2015
Water Quality Protection	Supports the public drinking water supply program by providing a match for federal funds.	50%	\$ 500,000		\$ 250,000	\$ 250,000	June, 2015
Water Quantity	To continue implementing a comprehensive, knowledge-based water development, management, and allocation system. The goal is to assure sustainable water supplies for Iowans and the states economy.	25%	\$ 495,000		\$ 122,220	\$ 372,780	December, 2015
Resource Enhancement and Protection	Allows for sustainable funding for natural resource protection, cultural resource enhancement and protection and outdoor recreation enhancement at all levels of state government: state, county and city.	50%	\$ 16,000,000		\$ 8,000,000	\$ 8,000,000	June, 2015
Geological and Water Survey	Supports the continued operations of the department's geological and water survey including but not limited to providing analysis, data collection, investigative programs, and information for water supply development and protection.	0%	\$ 200,000			\$ 200,000	June, 2015

	Description of Project	Progress	Total Estimated Cost	Additional Funding	Funds Expended	Funds Obligated	Estimated Completion Date
Keep Iowa Beautiful	Supports a Keep Iowa Beautiful initiative in order to assist communities in developing and implementing beautification and community development plans.		\$ 200,000			\$ 200,000	December, 2015
Forestry Health Management	Provides funding for forestry health management programs.		\$ 50,000			\$ 50,000	December, 2015
Total Environment First Fund			\$ 28,575,000	\$ 184	\$ 13,105,113	\$ 15,470,071	

DEPARTMENT OF PUBLIC DEFENSE

Infrastructure Appropriations Status Report (Iowa Code 8.57)
Iowa Department of Public Defense

Prepared for:

Legislative Services Agency
 Department of Management

Prepared by:

Joanne Andersen, Deputy Comptroller

Date: 01/06/15

SUMMARY

	<u>Approp</u>	<u>RIIF funds Appropriated</u>	<u>RIIF funds Expended 12/31/14</u>	<u>Other state funds Expended 12/31/14</u>	<u>Federal funds Expended 12/31/14</u>	<u>Obligated funds</u>	<u>Estimated Projections</u>	<u>Total Est Cost of the Projects</u>
(1) Major Maintenance Armories	30D	8,000,000.00	5,432,244.02	432,100.31	5,952,891.25	5,653,195.71	395,360.63	17,865,791.92
(2) Muscatine Readiness Center	49D	100,000.00	84,478.44	10,335.00	0.00	0.00	0.00	94,813.44
(3) Construction Impr Projects	54D	7,850,000.00	6,182,276.98	66,265.52	7,512,635.07	294,489.54	1,521,996.30	15,577,663.41
(4) Camp Dodge Infrastructure	59D	2,110,000.00	1,714,491.31	27,113.19	10,075,838.09	650,345.63	61,071.34	12,528,859.56
(5) JFHQ Renovation	R38	1,500,000.00	1,494,667.60	20,131.86	1,179,399.78	5,332.40	0.00	2,699,531.64
(6) Gold Star Museum Upgrade	E50	250,000.00	0.00	0.00	0.00	0.00	250,000.00	250,000.00
Total for All Projects		19,810,000.00	14,908,158.35	555,945.88	24,720,764.19	6,603,363.28	2,228,428.27	49,016,659.97

Project descriptions:

- (1) **Approp 30D: Major maintenance funds are used for projects at National Guard facilities on Camp Dodge and at Readiness Centers statewide; renovations, additions, roofing projects, etc; 35-40 projects at any given time; projects are on-going and completion dates vary**
- (2) **Approp 49D: Muscatine Readiness Center communications installation; project completed**
- (3) **Approp 54D: Construction Improvement funding is used for Readiness Center projects statewide, including renovations, additions, alterations, etc; projects are on-going (approx 15 projects currently) and completion dates vary by project**
- (4) **Approp 59D: Camp Dodge infrastructure funding is used for generator upgrades, storm water mgmt study, mass notification system, sanitary sewer upgrade, installation of storm shelters; projects (20) are on-going and completion dates vary**
- (5) **Approp R38: Joint Forces Headquarters renovation includes generator installation, electrical upgrade; progress of work 99% complete; est completion April 2015**
- (6) **Approp E50: Gold Star Museum funds will be used for expansion of military historical exhibits in the Camp Dodge museum; estimated completion June 2017**

**DEPARTMENT OF
PUBLIC HEALTH**

Appropriation for DPH Enterprise Information Technology Consolidation

Project: IT consolidation

Description of the Work:

Iowa Code Chapter 8A.201 provides the framework for the OCIO's vision to combine, re-architect and focus the excellence of agency IT resources who are delivering information technology services today, into one seamless IT model that leverages shared resources to serve government and citizens alike.

Today, most IT services are provided by Information Technology professionals embedded within the agencies they support with equipment owned by the agency. There will be a transition period where DPH will work with the OCIO to plan to retire the Lucas data center and begin paying for services currently covered in the existing equipment and personnel. The agency will also be charged for the Project Management and Technical staff from the OCIO for any help in shutting the Lucas data center down.

We do not have a clear picture yet on the long term impact of the consolidation, that is, whether the overall IT expenses for DPH will be lower as a result of consolidation. There most likely will be savings when consolidated, but during the transition, there are additional costs that will need to be addressed.

Progress of the Work:

The project was delayed in 2014 due to competing projects for the OCIO and IDPH. We expect discussions to begin again in 2015.

Estimated Completion Date of the Project:

We do not have an estimated completion date. A target date will be established after the planning phase of the project.

FUNDING SOURCE—Technology Reinvestment Fund

Expense Description	Amount of Expense
Enterprise Consolidation Transition	\$480,000
Funds Used to Date	\$0
Total Funds Available	\$480,000

Infrastructure Status Report – January 2015

Iowa Department of Public Health – Technology Reinvestment Fund

EMS Data System Project – FY 2015

Project Description: The Iowa Department of Public Health (IDPH) is required to collect data regarding EMS service runs as well as trauma related data. These data are used to assess system performance and patient outcomes to identify quality improvement opportunities for trauma and emergency care. The current data collection system is over 10 years old, is antiquated, and is no longer sustainable due to system security concerns and outdated operating systems. This project seeks to replace the outdated system with a new, online data reporting and management system that is more automated; provides greater accessibility for EMS and trauma centers for data submission and report generation; and to establish a maintenance plan that reduces infrastructure and security risks in the future.

Progress of Work: IDPH initiated a competitive selection process and awarded a \$215,000 contract to ImageTrend, a Minnesota based company, on September 9, 2014. ImageTrend has extensive experience with off the shelf products specifically designed to address the EMS and trauma data management needs for this project. Since September, IDPH staff has met regularly with ImageTrend to review business needs and assess data conversion needs in order to implement the new data system. The contract contains 10 milestones as performance measures. IDPH has received one billing from ImageTrend for three contractual milestones that have been met and expects all contractual milestones will be completed within the 2015 Fiscal Year.

Budget status:

Funding Source	Amount	Expended	Obligated	Description
TRF – FY15	\$150,000	\$70,000	\$80,000	3 of 10 project milestones have been completed @ \$70,000. Remaining 7 milestones total \$145,000 and will be covered by TRF and General Funds Obligated to project.
General Fund, Public Protection – FY15	\$65,000	\$0	\$65,000	See above.
Totals	\$215,000	\$70,000	\$145,000	

Project status: The new EMS Data System is scheduled for launch in June, 2015.

DEPARTMENT OF PUBLIC SAFETY

**Iowa Department of Public Safety
Infrastructure Appropriations Status Report
January 14, 2015**

Radio Communication Upgrade Mandate

Description: Funds are appropriated for the replacement of the Department of Public Safety radio dispatch system. The Department intends to pursue a Land Mobile Radio System (LMR) statewide public safety wireless communication system infrastructure to support the 700/800 MHz spectrum. The system infrastructure will provide mission critical voice interoperability among its primary users and other public safety agencies and first responders to support day-to-day, mutual aid, and task force operations.

Progress of Work Completed: The Department issued a Request for Information relating to the provision of mission critical voice services for public safety agencies, based upon interoperable communications across the various disciplines of public safety, levels of government, and neighboring states using 700/800 Mhz. Subsequently, the State agreed to issue a RFP for a statewide communications network/subscriber units. During the issuance and related appeal period for the RFP, all purchases of radios/subscriber units were suspended.

DPS is mandated by the Federal Communications Commission to narrowband their radio equipment by January 2013. The State could not meet that deadline and asked for a waiver due to the delay in purchase of new radios. The waiver was granted.

DPS needs to purchase and install additional radios to be compliant. Emergency maintenance is needed at three tower sites.

Radio Replacement

Total Estimated Project Cost	\$ 7,500,000
Revenue Sources (SF 2316, Sec 18, Subsec 8, Para a)	
Technology Reinvestment Fund – FY 2012	\$ 2,500,000
Technology Reinvestment Fund – FY 2013	\$ 2,500,000
Technology Reinvestment Fund – FY 2014*	\$ -
Total Resources	\$ 5,000,000
<i>* Funds of \$2,500,000 deappropriated per SF 2349 (effective FY 2015)</i>	
Expenditures	
FY 2012 - Radio and Repeaters	\$ 2,500,000
FY 2013 - Radio and Antenna Equipment, Radio Installations, Tower Maintenance	\$ 570,376
FY 2014 - Radio and Tower Equipment, Radio Duplexers, Tower Maintenance and Repairs	\$ 1,772,503
Obligated Funds - Radio Equipment (procurement through current contracts held pending resolution of statewide RFP - Statewide 700 MHz P25 LMR Network)	\$ 157,121
Total Expenditures	\$ 5,000,000

Estimated Completion Date of Project: The remaining funds will be expended as soon as the Department can purchase radios (see reference to procurement hold) and sufficient funds are identified for the Department to be in compliance with the FCC mandate.

**Iowa Department of Public Safety
Infrastructure Appropriations Status Report
January 14, 2015**

Dubuque Fire Driving Simulator

Description: Funds are appropriated for transfer to the Dubuque County Firefighter Association for a firearms training simulator for the benefit all law enforcement agencies.

Progress of Work Completed: Progress on the project is currently unknown.

Total Estimated Cost of Project: \$80,000

List of all Revenue Sources to Fund the Project: \$80,000 Technology Reinvestment Fund – Senate File 2316, Section 18, subsection 8, paragraph b.

Amount of Funds Expended: \$0

Amount of Funds Obligated: \$80,000

Estimated Completion Date of Project: The projected completion data of the firearms training simulator is unknown.

BOARD OF REGENTS

**Governing Iowa's public
universities and special schools**

University of Iowa
Iowa State University
University of Northern Iowa
Iowa School for the Deaf
Iowa Braille and Sight Saving School
Lakeside Laboratory Regents Resource Center
Northwest Iowa Regents Resource Center
Quad-Cities Graduate Center
Southwest Iowa Regents Resource Center



**BOARD OF
REGENTS**
STATE OF IOWA

Bruce L. Rastetter, President, *Alden*
Katie S. Mulholland, President Pro Tem, *Marion*
Sherry Bates, *Scranton*
Milt J. Dakovich, *Waterloo*
Robert N. Downer, *Iowa City*
Ruth R. Harkin, *Cumming*
Larry E. McKibben, *Marshalltown*
Subhash C. Sahai, *Webster City*
Hannah M. Walsh, *Spirit Lake*

Robert Donley, Executive Director

January 15, 2015

Michael E. Marshall
Secretary of the Senate
State Capitol Building
Des Moines IA 50319

Carmine Boal
Chief Clerk of the House
State Capitol Building
Des Moines IA 50319

Re: Infrastructure Appropriations Annual Report

Dear Members of the General Assembly:

As required by the following Iowa Acts, attached is the report which lists the status of all capital projects completed or in progress at the Regent institutions (as of December 15, 2014) which received FY 2009, FY 2011, FY 2012, FY 2013, FY 2014, and FY 2015 appropriations.

2007 Legislative Acts, Chapter 219 (HF 911)
2008 Legislative Acts Chapter 1179 (SF 2432)
2009 Legislative Acts Chapters 170 and 173 (HF 414 and SF 376)
2010 Legislative Acts Chapter 219 (SF 2389)
2011 Legislative Acts Chapter 133 (HF 648)
2012 Legislative Acts Chapter 1140 (SF 2316)
2013 Legislative Acts Chapters 142 and 143 (HF 638 and HF 648)
2014 Legislative Acts Chapter 1136 (SF 2349)

The tables on the next three pages list each appropriation and identify the corresponding institutional spreadsheet.

If you have any questions or need more information, please don't hesitate to contact this office.

Sincerely,



Robert Donley

H:\BF\Legislative\2015 Session\capitalexpenditurereport\GA_capitalexpendituresreport011515.doc

Attachments (9)

cc: Legislative Liaisons
Legislative Log

Appropriations for FY 2011 - HF 911
2007 GENERAL ASSEMBLY

Revenue Bonds Capitals II Fund (RBC2 - 006D)

SF 2389 (2010 General Assembly), Division IV §4(7)

University of Iowa - Iowa Institute for Biomedical Discovery FY 2011

\$10,000,000

Part of SUI spreadsheet.

Amended by 2010 Acts - SF 2389

Appropriations for FY2009 - SF 2432
2008 GENERAL ASSEMBLY

FY 2009 Tax-Exempt Bond Proceeds Restricted Capital Funds Account (RCF - 0198)

SF 2432, Division V, §18(6)

Iowa Public Radio FY 2009

2,000,000

Part of Iowa Public Radio spreadsheet.

Amended by 2009 Acts - SF 376

1,900,000

Appropriations for FY2011 - SF 2389
2010 GENERAL ASSEMBLY

Revenue Bonds Capitals II Fund (RBC2 - 006D)

SF 2389, Division IV §4(7)

University of Iowa - Iowa Institute of Biomedical Discovery FY 2011

\$10,000,000

Part of SUI spreadsheet.

Amends 2007 Iowa Acts (HF 911) as Amended by 2009 Acts (HF 414)

University of Iowa - Iowa Institute for Biomedical Discovery FY 2011

**Appropriations for FY 2012, FY 2013, FY 2014, and FY 2015 - HF 648
2011 GENERAL ASSEMBLY**

**Rebuild Iowa Infrastructure Fund - (RIIF - 0017)
(HF 648, §1(10), §2(4), §17)**

Regents Fire Safety-ADA FY 2013 <u>reallocated to special schools for storm damage</u> <i>Amended by 2012 Iowa Acts (SF 2316)</i>	2,000,000	Part of ISD and IBSSS spreadsheets.
University of Iowa - Dental Science Building FY 2012	1,000,000	Part of SUI spreadsheet.
University of Iowa - Dental Science Building FY 2013 <i>Amended by 2012 Iowa Acts (SF 2316)</i>	12,000,000 10,250,000	Part of SUI spreadsheet.
University of Iowa - Dental Science Building FY 2014 <i>Amended by 2012 Iowa Acts (SF 2316)</i>	8,000,000 9,750,000	Part of SUI spreadsheet.
University of Iowa - Dental Science Building FY 2015	8,000,000	Part of SUI spreadsheet.
Iowa State University - Agriculture Biosystems Complex Phase II FY 2012	1,000,000	Part of ISU spreadsheet.
Iowa State University - Agriculture Biosystems Complex Phase II FY 2013 <i>Amended by 2012 Iowa Acts (SF 2316)</i>	20,800,000 19,050,000	Part of ISU spreadsheet.
Iowa State University - Agriculture Biosystems Complex Phase II FY 2014 <i>Amended by 2012 Iowa Acts (SF 2316)</i>	20,000,000 21,750,000	Part of ISU spreadsheet.
Iowa State University - Agriculture Biosystems Complex Phase II FY 2015	18,600,000	Part of ISU spreadsheet.
University of Northern Iowa - Bartlett Hall FY 2012	1,000,000	Part of UNI spreadsheet.
University of Northern Iowa - Bartlett Hall FY 2013 <i>Amended by 2012 Iowa Acts (SF 2316)</i>	8,286,000 7,786,000	Part of UNI spreadsheet.
University of Northern Iowa - Bartlett Hall FY 2014 <i>Amended by 2012 Iowa Acts (SF 2316)</i>	9,767,000 10,267,000	Part of UNI spreadsheet.
University of Northern Iowa - Bartlett Hall FY 2015	1,947,000	Part of UNI spreadsheet.

**Appropriations for FY2014 - SF 2316
2012 GENERAL ASSEMBLY
Summary**

**Rebuild Iowa Infrastructure Fund (RIIF - 0017)
SF 2316, Division I §1(9)**

Iowa State University - Expansion of Research Park	1,000,000	Part of ISU spreadsheet.
Iowa State University - Vet Med Renovation	400,000	Governor item veto

**Rebuild Iowa Infrastructure Fund (RIIF - 0017)
SF 2316, Division V §15**

Amends 2011 Iowa Acts (HF 648)

**Appropriations for FY 2013 and FY 2014 - HF 638 and HF 648
2013 GENERAL ASSEMBLY
Summary**

Rebuild Iowa Infrastructure Fund (RIIF - 0017)

HF 638, Division I §7

Tuition Replacement FY 2014	27,867,775	Drawdowns on university spreadsheets
-----------------------------	------------	--------------------------------------

General Fund (GF)

HF 648, Division III §9(11)

University of Iowa - Multipurpose Training Facility at State Hygienic Lab FY 2013	1,000,000	Part of SUI spreadsheet.
Iowa State University - Blank Park Zoo Improvements FY 2013	1,000,000	Part of ISU spreadsheet.
Iowa State University - Economic Dev Core Facility at Research Park FY 2013	12,000,000	Part of ISU spreadsheet.

Regents Fire Safety/ADA/Deferred Maintenance FY 2013 - \$2,000,000

University of Iowa allocation	760,000	Part of SUI spreadsheet.
Iowa State University allocation	760,000	Part of ISU spreadsheet.
University of Northern Iowa allocation	380,000	Part of UNI spreadsheet.
Iowa School for the Deaf allocation	50,000	Part of ISD spreadsheet.
Iowa Braille and Sight Saving School allocation	50,000	Part of IBSSS spreadsheet.

Rebuild Iowa Infrastructure Fund (RIIF - 0017)

HF 648, Division III §11

University of Iowa - Pharmacy Building Replacement	—2,500,000	Governor item veto
Iowa State University - Biosciences Building	—3,000,000	Governor item veto
University of Northern Iowa - Schindler Education Center Renovation	—1,500,000	Governor item veto

**Appropriations for FY 2015 - FY 2018 - SF 2349
2014 GENERAL ASSEMBLY
Summary**

Rebuild Iowa Infrastructure Fund (RIIF - 0017)

SF 2349, Division I §1

University of Iowa - Pharmacy Building Replacement FY 2015	—2,000,000	
University of Iowa - Pharmacy Building Replacement FY 2016	13,000,000	
University of Iowa - Pharmacy Building Replacement FY 2017	29,000,000	
University of Iowa - Pharmacy Building Replacement FY 2018	22,300,000	
Iowa State University - Biosciences Building FY 2015	—2,000,000	
Iowa State University - Biosciences Building FY 2016	11,000,000	
Iowa State University - Biosciences Building FY 2017	19,500,000	
Iowa State University - Biosciences Building FY 2018	19,500,000	
University of Northern Iowa - Schindler Education Center Renovation FY 2015	—2,000,000	
University of Northern Iowa - Schindler Education Center Renovation FY 2016	11,000,000	
University of Northern Iowa - Schindler Education Center Renovation FY 2017	13,600,000	
University of Northern Iowa - Schindler Education Center Renovation FY 2018	6,300,000	
Tuition Replacement FY 2015	29,735,423	Drawdowns on university spreadsheets

University of Iowa - as of December 15, 2014

Description of Project	Progress of Work Completed	Total Estimated Cost of Project	Revenue Sources for Funding Project	Revenue Amounts	State Funds Obligated, but not expended as of 12/15/2014 (signed contracts or agreements)	State Funds Expended as of 12/15/2014 by category		Estimated Completion Date of Project
						Expenditure Amounts	Expenditure Amounts	
Iowa Institute for Biomedical Discovery Facilities used for researchers to advance access to state-of-the-art clinical trials for the state of Iowa	Substantially Complete	\$133,700,000	FY 2008 State Appropriations (RIIF - 0017) FY 2009 State Appropriations (RC2 - 0942) FY 2011 State Appropriations (RBC2- 006D) Federal Funds University Gifts and Earnings Facilities Corp Bonds	\$9,450,000 \$10,550,000 \$10,000,000 \$20,677,518 \$31,511,241 \$51,511,241		Planning and Supervision (including professional fees) Construction Moveable Equipment and Furnishings Other (please specify) Total	\$30,000,000	Substantially Complete
Tuition Replacement	Completed In process	\$9,518,989 \$10,534,067	FY 2014 Drawdown to SUI (RIIF) FY 2015 Drawdown to SUI (RIIF)	\$9,929,929 \$10,534,037		Tuition replacement for debt service Tuition replacement for debt service	\$9,929,929 \$0	completed 30-Jun-15
Dental Science Building Renovation Renovation of the existing clinic and research spaces in the south wing. This is Phase Two of a major building renovation project for the Dental Science Building.	In Construction	\$48,000,000	FY 2012 State Appropriations (RIIF - 0017) FY 2013 State Appropriations (RIIF - 0017) FY 2014 State Appropriations (RIIF - 0017) FY 2015 State Appropriations (RIIF - 0017)	\$1,000,000 \$10,250,000 \$9,750,000 \$8,000,000	\$5,065,326	Total	\$1,000,000 \$10,250,000 \$9,750,000 \$2,934,674 \$23,934,674	21-Jul-16
Multipurpose Training Facility at State Hygienic Lab	Completed	\$1,000,000	FY 2013 State Appropriations (GF)	\$1,000,000			\$1,000,000	completed
Fire Safety/ADA/Deferred Maintenance Various projects to upgrade fire and environmental safety on campus.	Completed	\$760,000	FY 2013 Board Allocation to SUI (GF)	\$760,000			\$760,000	completed

Description of Project	Progress of Work Completed	Total Estimated Cost of Project	Revenue Sources for Funding Project	Revenue Amounts	State Funds Obligated, but not expended as of 12/15/2014 (signed contracts or agreements)	State Funds Expended as of 12/15/2014 by category	Expenditure Amounts	Estimated Completion Date of Project
Veterinary Medical Facilities Phase II Renovation and addition of the veterinary medical facilities	Completed	\$44,968,895	FY 2009 State Appropriations (RIIF - 0017) FY 2009 State Appropriations (RBC - 0433) FY 2010 Regent Bonds FY 2011 State Appropriations (TRF - 0943) Private Funds	\$1,800,000 \$10,000,000 \$15,000,000 \$13,000,000 \$5,168,895	\$0	Planning and Supervision (including professional fees) Construction Moveable Equipment and Furnishings Other (please specify) Total	 \$39,800,000	completed
Tuition Replacement Debt service payments on academic building bonds	Completed In process	\$12,584,935 \$12,919,834	FY 2014 Drawdown to ISU (RIIF) FY 2015 Drawdown to ISU (RIIF)	\$12,511,302 \$12,919,834		Tuition replacement for debt service Tuition replacement for debt service	\$12,511,302 \$0	completed 30-Jun-15
Fire Safety/ADA For compliance and safety needs	Completed	\$760,000	FY 2012 Board Allocation to ISU	\$760,000	\$0	Fire Safety/ADA Projects	\$760,000	completed
Agriculture Biosystems Complex Phase II Construction, renovations and related improvements for phase II of the ABE complex	In process	\$74,500,000	FY 2012 State Appropriations (RIIF - 0017) FY 2013 State Appropriations (RIIF - 0017) FY 2014 State Appropriations (RIIF - 0017) FY 2015 State Appropriations (RIIF - 0017) Private Funds	\$1,000,000 \$19,050,000 \$21,750,000 \$18,600,000 \$14,100,000	\$1,938,022	Planning Construction Demolition Total	 \$58,461,978	Summer 2015
Expansion of Research Park	Completed	\$1,000,000	FY 2013 State Appropriations (RIIF - 0017)	\$1,000,000	\$0	Planning/construction	\$1,000,000	completed
Fire Safety/ADA/Deferred Maintenance For compliance and safety needs	In process	\$760,000	FY 2014 Board Allocation to ISU (Budget FY 2014)	\$760,000	\$19,006.69	Fire Safety/ADA/Deferred Maintenance Projects	\$84,220.21	2015
Economic Dev Core Facility at Research Park	In process	\$12,000,000	FY 2013 State Appropriations (GF) (Budget FY 2014)	\$12,000,000	\$ 11,726,991.24	Planning/construction	\$ 273,008.76	Summer 2015
ISU - Blank Park Zoo Improvements	In process	1,000,000	FY 2013 State Appropriations (GF) (Budget FY 2014)	\$1,000,000	\$ 1,000,000.00	Planning/construction	0	Summer 2015

University of Northern Iowa - as of December 15, 2014

Description of Project	Progress of Work Completed	Total Estimated Cost of Project	Revenue Sources for Funding Project	Revenue Amounts	State Funds Obligated, but not expended as of 12/15/2014 (signed contracts or agreements)	State Funds Expended as of 12/15/2014 by category		Estimated Completion Date of Project
							Expenditure Amounts	
Bartlett Hall Renovation/Baker Hall Demolition Renovation of an existing residence hall (Bartlett Hall) into faculty offices, seminar rooms and research space. Baker Hall was demolished following the renovation of Bartlett Hall. The area where Baker Hall was located was redeveloped to accommodate central campus circulation, accessible parking and additional green space.	In Construction	\$21,000,000	FY 2012 State Appropriations (RIIF - 0017)	\$1,000,000	\$62,158	BARTLETT-Design, Inspection and Admin	\$2,037,395	30-Jun-15
			FY 2013 State Appropriations (RIIF - 0017)	\$7,786,000	\$24,418	BARTLETT-Construction	\$16,534,309	
			FY 2014 State Appropriations (RIIF - 0017)	\$10,267,000		BARTLETT-Furniture and Equipment	\$1,172,306	
			FY 2015 State Appropriations (RIIF - 0017)	\$1,947,000	\$95,000	BARTLETT-Artwork	\$5,000	
					\$92,561	BAKER-Design, Inspection and Admin	\$307,661	
					\$92,561	BAKER-Demolition	\$669,192	
				\$21,000,000	\$274,137	Total	\$20,725,863	
Tuition Replacement	Completed	\$3,910,141	FY 2014 Drawdown to UNI (RIIF)	\$3,910,141		Tuition replacement for debt service	\$3,910,141	completed
	In Process	\$6,281,522	FY 2015 Drawdown to UNI (RIIF)	\$6,281,522		Tuition replacement for debt service	\$0	30-Jun-15
Fire Safety/ADA	Completed	\$380,000	FY 2012 Board Allocation to UNI	\$380,000	\$0	Price Laboratory School Fire Safety Improvements	\$174,647	completed
						Sidewalks	\$14,875	
						Campus Site Lighting Improvements	\$39,542	
						Swimming Pool ADA Lifts	\$30,333	
						Handicapped Ramps	\$8,887	
						Fire Safety Systems Testing	\$100,442	
						Handicapped Door Openers	\$11,275	
	\$380,000							
Fire Safety/ADA/Deferred Maintenance	In Construction	\$380,000	FY 2013 Board Allocation to UNI (GF)	\$380,000	\$0	East Bartlett HVAC	\$0	30-Jun-16
			University Building Repairs Funds	\$995,000				

Iowa School for the Deaf - as of December 15, 2014

Description of Project	Progress of Work Completed	Total Estimated Cost of Project	Revenue Sources for Funding Project	Revenue Amounts	State Funds Obligated, but not expended as of 12/15/2014 (signed contracts or agreements)	State Funds Expended as of 12/15/2014 by category	Expenditure Amounts	Estimated Completion Date of Project
Storm Damage Projects	completed	\$1,000,000	FY 2013 Reallocated to Special Schools for Storm Damage ISD (RIIF)	\$1,000,000		\$835,665	\$835,665	completed
Fire Safety/ADA/Deferred Maintenance: Giangrecco Hall - Interior Rprs/Paint/New Carpet	completed	\$50,000	FY 2013 Board Allocation to ISD (GF)	\$50,000			\$50,000	completed

Iowa Braille and Sight Saving School - as of December 15, 2014

Description of Project	Progress of Work Completed	Total Estimated Cost of Project	Revenue Sources for Funding Project	Revenue Amounts	State Funds Obligated, but not expended as of 12/15/2014 (signed contracts or agreements)	State Funds Expended as of 12/15/2014 by category	Expenditure Amounts	Estimated Completion Date of Project
Storm Damage Projects Roof Replacement on Old Main: This project is to replace the entire roof on Old Main that was severely damage by straight line winds on July 11, 2011.	Project was started on 11/26/2012.	\$ 4,950,000	FY 2013 Reallocated to Special Schools for Storm Damage IBSSS (RIIF) FEMA and Insurance Proceeds to be determined	\$ 1,000,000	awaiting FEMA action	Planning/Engineering services (including professional fees), construction and moveable equipment/furnishings.		completed
Fire Safety/ADA/Deferred Maintenance: Boiler replacement in Recreation Building.	Completed	\$ 171,000	FY 2013 Board Allocation to IBSSS (GF) General Fund - Building Repairs	\$ 50,000 \$121,000		Boiler replacement completed in in Recreation Building.	\$ 50,000	completed

Iowa Public Radio - as of December 15, 2014

Description of Project	Progress of Work Completed	Total Estimated Cost of Project	Revenue Sources for Funding Project	Revenue Amounts	State Funds Obligated, but not expended as of 12/15/2014 (signed contracts or agreements)	State Funds Expended as of 12/15/2014 by category	Expenditure Amounts	Estimated Completion Date of Project
Major Repairs, Maintenance			FY 2009 State Appropriations (RBC - 0433)	\$1,900,000				
Completed projects	100%	<u>\$1,899,995</u>				All projects completed	<u>\$1,899,995</u>	completed
Total		<u>\$1,899,995</u>			\$0	Total	<u>\$1,899,995</u>	

STATE FAIR AUTHORITY

**Iowa State Fair
Infrastructure Fund Report
Reporting Data As of Our State Fiscal Year Ending Oct 31
As of January 1, 2015**

FY 2013 Iowa Infrastructure Fund 0017 Fund 0017, agency 35, approp 21G
FY 2014 Iowa Infrastructure Fund 001 Fund 001, agency 35, approp 22G
FY 2014 Iowa Infrastructure Fund 001 Fund 001, agency 35, approp 23G
FY 2015 Iowa Infrastructure Fund 0017 Fund 001, agency 35, approp 24G

Project Name:
 2013 Cultural Center Renovation and Improvements
 2014 Cultural Center Renovation and Improvements
 2014 Plaza Construction
 2015 Youth Inn Renovation and Improvements

Project Description:
 2013-2015

A: The monolithic, three-story Cultural Center was initially constructed in 1949 as the 4-H Girl's Club dormitory. Today the Cultural Center is a glittering showcase for Iowa artisans and a Fairtime residence for an impressive variety of artists. The Fair's arts show is the state's largest.
 The funds will be used for infrastructure and cosmetic renovations to include electrical, plumbing, handicap accessibility, windows, climate control, and façade and courtyard enhancements.

B: Plaza will be landscaped and beautified to house food vendors and exhibitors. It will allow fairgoers to walk or sit and enjoy the park like setting.

C: Built from 1939-42, the Youth Inn houses hundreds of young exhibitors where facilities include bunk beds, showers, a kitchen and a cafeteria with tiered seating. With the roof replaced, showers remodeled and the addition of cooling to the upper level, the Youth Inn completed it's first phase of renovations in the summer of 2014. Future plans are currently in development to continue upgrading the facility.

Revenue Sources:

A: \$250,000 Appropriation available July 1, 2012
 250,000 Appropriation available July 1, 2013
 4,026,617 Other from private sources
 \$4,526,617

B: \$1,000,000 Appropriation available July 1, 2013
 \$750,000 Other from private sources
 \$1,750,000

C: \$825,000 Appropriation available July 1, 2014
 \$2,325,000 Appropriation available July 1, 2015
 \$3,150,000

% of Completed Work:

Cultural Center 99.00%

Plaza 5.00%

Youth Inn 50.00%

Total Est Project Cost:

Cultural Center all phases \$5,250,000

Plaza \$4,000,000

Youth Inn \$5,000,000

Revenue Sources For Project:
 (related to above projects only)

	<u>Approp Funds</u>	<u>Foundation Donor Funds</u>	<u>Total Funds</u>	
FY2013	\$250,000	\$476,617	\$726,617	1st phase used to install 2 elevators. Architecture design/updating electrical
FY2014	250,000	2,750,000	3,000,000	2nd phase used for renovation of south and north end of bldg
FY2015	825,000	1,550,000	2,375,000	Youth Inn new roof, showers and air conditioning, finishing up cult ctr
	\$1,325,000	\$4,776,617	\$6,101,617	

Obligated Funds:

FY2015 \$3,325,000 Appropriation for Youth inn and Ruan
 FY2015 \$2,823,383 Remaining funds obligations will be paid by the Iowa State Fair and other contributions
 FY2016 \$2,000,000 Remaining funds obligations will be paid by the Iowa State Fair and other contributions

Estimated Completion Date:
 Aug-14 Cultural Center
 Aug-16 Plaza
 Aug-15 Youth Inn

estimating \$750,000 reimb for Ruan Plaza

DEPARTMENT OF TRANSPORTATION

FY 2015 RIIF - General Aviation Vertical Infrastructure Program

Airport	Description of Project	Total Estimated Project Cost	State Share	Other Revenue Sources	State Funds Used	Remaining Obligated	Status of Project	Date Completed or Estimated Completion Date
Atlantic Municipal Airport	Construct 60' x 80' hangar	\$717,200	\$150,000	Airport funds	\$0	\$150,000	Under construction	5/1/2016
Boone Municipal Airport	Construct 2-unit, 45' x 80' hangar	\$201,600	\$150,000	Airport funds	0	\$150,000	Under contract	6/1/2016
Decorah Municipal Airport	Construct 3-stall rectangular hangar	\$235,000	\$117,500	Airport funds	0	\$117,500	Under contract	9/1/2015
Fairfield Municipal Airport	Construct new public terminal building	\$215,657	\$150,000	Airport funds	0	\$150,000	In design	4/15/2016
Grinnell Regional Airport	Terminal building and maintenance hangar renovation	\$60,000	\$30,000	Airport funds	0	\$30,000	Under contract	7/15/2015
Osceola Municipal Airport	Construct 33' x 42' rectangular hangar	\$107,140	\$74,998	Airport funds	0	\$74,998	Under contract	11/1/2015
Rock Rapids Municipal Airport	Rehabilitate hangar roof	\$27,135	\$21,708	Airport funds	0	\$21,708	Under contract	6/15/2015
Sibley Municipal Airport	Renovate terminal building roof and addition of insulation in hangar	\$24,000	\$14,400	Airport funds	0	\$14,400	Under contract	8/15/2015
Washington Municipal Airport	Rehabilitate hangar	\$76,500	\$57,375	Airport funds	0	\$57,375	Under contract	6/15/2015
Total		\$1,664,232	\$765,981		\$0	\$765,981		

FY 2014 RIIF - General Aviation Vertical Infrastructure Program

Airport	Description of Project	Total Estimated Project Cost	State Share	Other Revenue Sources	State Funds Used	Remaining Obligated	Status of Project	Date Completed or Estimated Completion Date
Ankeny Regional	Construct 6-unit tee hangar	\$326,250	\$150,000	Airport funds	\$150,000	\$0	Completed	6/11/2014
Davenport Municipal	Rehabilitate hangar 8970	56,660	48,161	City funds	48,161	\$0	Completed	9/22/2014
Emmetsburg Municipal	Construct 80x100 hangar	529,170	100,000	Local funding uncertain	0	\$100,000	Project on hold	12/31/2015
Marshalltown Municipal	Renovate hangar	88,200	74,970	City funds	0	\$74,970	In design	12/31/2015
Northeast Iowa Regional	Construct 70x120 hangar	300,000	150,000	Utility company loan	150,000	\$0	Completed	9/23/2014
Ottumwa Regional	Renovate hangar	74,470	59,470	Local airport funds	57,555	\$1,915	Under construction	6/30/2015
Perry Municipal	Construct 45x100 hangar	422,375	150,000	City bonding	102,428	\$47,572	Under construction	6/1/2015
Red Oak Municipal	Renovate hangar door	20,700	16,560	City funds	16,560	\$0	Completed	12/18/2013
Webster City Municipal	Renovate maintenance hangar	40,500	20,250	Airport funds	20,250	\$0	Completed	6/1/2014
Total		\$1,817,825	\$769,411		\$544,954	\$224,457		

FY 2013 RIIF - General Aviation Vertical Infrastructure Program

Airport	Description of Project	Total Estimated Project Cost	State Share	Other Revenue Sources	State Funds Used	Remaining Obligated	Status of Project	Date Completed or Estimated Completion Date
Boone Municipal Airport	Construct hangar	\$187,500	\$150,000	Airport funds	\$122,457	\$27,543	Final punch list items.	1/31/2014
Clinton Municipal Airport	Construct transient hangar	600,000	150,000	Airport funds	150,000	0	Completed	6/27/2014
Iowa City Municipal Airport	Rehabilitate terminal and building roofs	102,000	75,000	Airport funds	75,000	0	Completed	10/27/2014
Iowa Falls Municipal Airport	Expand four unit t-hangar and apron	326,760	150,000	Airport funds	149,183	0	Completed	9/18/2014
Red Oak Municipal Airport	Construct hangar	210,000	150,000	Airport funds	150,000	0	Completed	10/11/2013
Vinton Veterans Airpark	Construct hangar	271,000	150,000	Airport funds	150,000	0	Completed	2/21/2014
Total		\$1,697,260	\$825,000		\$796,640	\$27,543		

FY 2012 RIIF - General Aviation Vertical Infrastructure Program

Airport	Description of Project	Total Estimated Project Cost	State Share	Other Revenue Sources	State Funds Used	Remaining Obligated	Status of Project	Date Completed or Estimated Completion Date
Atlantic	Rehabilitate hangar	\$35,000	\$7,649	City funds, other infrastructure funds	\$7,649	\$0	Completed	1/17/2012
Clinton Municipal Airport	Design airport terminal and transient hangar	63,600	54,060	Airport funds	54,060	0	Completed	6/3/2013
Fairfield Municipal Airport	Design terminal building	75,000	63,750	Airport funds	61,963	1,787	Substantially Completed	5/6/2014
Iowa City Municipal Airport	Rehabilitate terminal building	118,000	100,300	Airport funds	100,300	0	Completed	8/29/2012
Maquoketa Airport	Replace B-Cap roof	42,962	25,266	Airport funds	25,266	0	Completed	1/28/2013
Monticello Municipal Airport	Rehabilitate FBO city owned building	103,124	65,999	Airport funds	65,999	0	Completed	12/15/2011
Osceola Municipal Airport	Improve terminal / office building	64,630	43,962	Airport funds	43,962	0	Completed	6/5/2012
Ottumwa Regional Airport	Construct 6 unit t-hangar	169,000	135,200	Airport funds	135,200	0	Completed	10/25/2012
Shenandoah Airport	Construct 4 unit t-hangar	200,000	150,000	Airport funds	150,000	0	Completed	6/18/2013
Iowa City Municipal Airport	Rehabilitate terminal and building D roofs (FY 2013 project)	118,000	75,000	Airport funds	75,000	0	Completed	12/12/2012
Ottumwa Regional Airport	Rehabilitate terminal roof (FY 2013 project)	65,000	30,297	Airport funds, other infrastructure funds from other years	30,297	0	Completed	10/11/2013
Total		\$871,316	\$751,483		\$749,696	\$1,787		

FY 2015 RIIF - Commercial Service Vertical Infrastructure (CSVI) Projects

Airport	Description of Project	Total Estimated Project Cost	State Share	Other Revenue Sources	State Funds Used	Remaining Obligated	Status of Project	Date Completed or Expected to be Completed
Burlington-Southeast Iowa	Replace three hangars	\$240,000	\$96,692	Airport funds	0	\$96,692	Not Started	11/15/2015
Cedar Rapids-Eastern Iowa	Renovate terminal building lobby	\$10,387,000	\$317,297	Airport funds	0	\$317,297	In progress	10/15/2017
Des Moines	Customs & Border Protection relocation	\$1,533,500	\$583,354	Airport funds	0	\$583,354	In progress	11/15/2016
Dubuque	Construct new terminal building	\$1,277,920	\$105,886	Airport funds	0	\$105,886	In progress	12/31/2016
Fort Dodge	Construct new hangar	\$130,000	\$95,854	Airport funds	0	\$95,854	In progress	10/1/2015
Mason City	Upgrade terminal electrical service and replace overhead door in west maintenance facility	\$121,000	\$96,001	Airport funds	0	\$96,001	In progress	11/15/2015
Sioux City	Rehabilitate and build hangars	\$103,884	\$103,884	Airport funds	0	\$103,884	In progress	12/31/2016
Waterloo	Upgrade emergency generator, replace door at bag make-up, and terminal electrical improvements	\$107,375	\$101,032	Airport funds	0	\$101,032	In progress	11/1/2015
Total		\$13,900,679	\$1,500,000		0	\$1,500,000		

FY 2014 RIIF - Commercial Service Vertical Infrastructure (CSVI) Projects

Airport	Description of Project	Total Estimated Project Cost	State Share	Other Revenue Sources	State Funds Used	Remaining Obligated	Status of Project	Date Completed or Expected to be Completed
Burlington-Southeast Iowa	Construct hangar	\$480,000	\$96,594	Airport funds	\$8,143	\$88,451	In progress	11/30/2015
Cedar Rapids-Eastern Iowa	Replace roofs on four buildings	\$330,000	\$311,190	Airport funds	\$311,190	\$0	Completed	9/16/2014
Des Moines	Relocate US Customs building	\$4,500,000	\$579,215	Airport funds	\$0	\$579,215	In progress	11/15/2016
Dubuque	Construct terminal building	\$1,277,920	\$108,456	Airport funds	\$0	\$108,456	In progress	12/31/2016
Fort Dodge	Re-design flight service station, replace overhead doors in ARFF/Maintenance building, demolish two hangars	\$150,000	\$98,159	Airport funds	\$0	\$98,159	In progress	9/15/2015
Mason City	Rehabilitate terminal: replace terminal cooling system, install security cameras, improve entrance soffit and ceiling	\$99,144	\$98,450	Airport funds	\$22,810	\$75,640	In progress	11/15/2015
Sioux City	Rehabilitate and construct new hangars	\$120,000	\$105,151	Airport funds	\$0	\$105,151	In progress	12/31/2016
Waterloo	Rehabilitate hangars	\$106,000	\$102,785	Airport funds	\$52,437	\$50,348	In progress	12/31/2015
Total		\$7,063,064	\$1,500,000		\$394,580	\$1,105,420		

FY 2013 RIIF - Commercial Service Vertical Infrastructure (CSVI) Projects

Airport	Description of Project	Total Estimated Project Cost	State Share	Other Revenue Sources	State Funds Used	Remaining Obligated	Status of Project	Date Completed or Expected to be Completed
Burlington-Southeast Iowa	Replace hangar	\$450,000	\$94,903	Airport funds	\$94,903	\$0	Completed	10/27/2014
Cedar Rapids-Eastern Iowa	Renovate terminal building lobby	\$3,430,000	\$325,782	Airport funds	\$325,782	\$0	Completed	9/16/2014
Des Moines	Construct parking garage bridge	\$5,200,000	\$568,101	Airport funds	\$568,101	\$0	Completed	11/15/2012
Dubuque	Construct terminal building	\$1,351,480	\$107,598	Airport funds	\$31,505	\$76,093	In progress	12/31/2016
Fort Dodge	Renovate terminal operation area and former flight service station building	\$100,000	\$97,119	Airport funds	\$0	\$97,119	In progress	11/15/2016
Mason City	Construct office addition	\$722,170	\$99,415	Airport funds	\$99,415	\$0	Completed	7/20/2012
Sioux City	Rehabilitate hangars	\$200,000	\$103,848	Airport funds	\$49,334	\$54,514	In progress	12/31/2015
Waterloo	Rehabilitate hangars and snow removal equipment building	\$103,560	\$103,234	Airport funds	\$35,900	\$67,334	In progress	12/31/2016
	Total	\$11,557,210	\$1,500,000		\$1,204,940	\$295,060		

FY 2012 RIIF - Commercial Service Vertical Infrastructure (CSVI) Projects

Airport	Description of Project	Total Estimated Project Cost	State Share	Other Revenue Sources	State Funds Used	Remaining Obligated	Status of Project	Date Completed or Expected to be Completed
Burlington-Southeast Iowa	Construct hangars	\$898,500	\$94,579	Airport funds	\$94,579	\$0	Completed	6/19/2014
Cedar Rapids-Eastern Iowa	Renovate terminal - relocate baggage screening area	\$3,904,000	\$328,020	Airport funds	\$328,020	\$0	Completed	1/7/2013
Des Moines	Construct parking garage bridge	\$800,000	\$562,349	Airport funds	\$562,349	\$0	Completed	9/24/2012
Dubuque	Construct terminal building	\$8,752,175	\$110,137	Airport funds	\$110,137	\$0	Completed	8/8/2013
Fort Dodge	Renovate terminal to prevent drainage issues; design renovation to flight service station; hangar A and B demolition	\$225,000	\$95,992	Airport funds	\$80,797	\$15,195	In progress	12/31/2015
Mason City	Construct office addition	\$500,000	\$99,205	Airport funds	\$99,205	\$0	Completed	12/3/2012
Sioux City	Rehabilitate hangars	\$200,000	\$107,536	Airport funds	\$107,536	\$0	Completed	8/20/2013
Waterloo	Rehabilitate hangars	\$104,929	\$103,021	Airport funds	\$15,495	\$87,526	In progress	12/31/2016
	Total	\$15,384,604	\$1,500,839		\$1,398,118	\$102,721		

State Recreational Trails

Fund	Fiscal Year	Description of Project	Progress of Work	Total Estimated Project Cost	Revenue Sources	Funds Obligated **	Funds Expended	Date of Completion / Estimated Completion
Recreational Trails - RIIF - 0017	2015	Ankeny Connector - High Trestle Trail (Polk County Conservation Board)	Agreement signed 12/15/2014 - work not started	\$5,120,000	State Recreational Trail (SRT) Fund, city funds, county funds, and Iowa Natural Heritage Foundation funds	\$782,500	\$0	6/30/2015
Recreational Trails - RIIF - 0017	2015	Cedar Valley Nature Trail Bridge E4 Replacement (Black Hawk County Conservation Board)	Agreement signed 11/25/2014 - work not started	\$214,542	State Recreational Trail (SRT) Fund and county funds	\$160,906	\$0	6/30/2016
Recreational Trails - RIIF - 0017	2015	Coon Rapids Connector Trail Underpass (City of Coon Rapids)	Agreement not signed - work not started	\$299,250	State Recreational Trail (SRT) Fund and city funds	\$224,437	\$0	6/30/2016
Recreational Trails - RIIF - 0017	2015	Great River Road Bike Lane (Louisa County Secondary Roads)	Agreement not signed - work not started	\$1,690,000	State Recreational Trail (SRT) Fund and Scenic Byways grant	\$340,000	\$0	6/30/2016
Recreational Trails - RIIF - 0017	2015	Hoover Trail - "The Missing Link" (Johnson County Conservation Board)	Agreement signed 11/26/2014 - development in process	\$606,000	State Recreational Trail (SRT) Fund and county funds	\$454,000	\$0	6/30/2016
Recreational Trails - RIIF - 0017	2015	Iowa DNR AmeriCorps Trail Crew (Iowa Department of Natural Resources)	Agreement signed 12/16/2014 - work not started	\$395,000	State Recreational Trail (SRT) Fund, REAP and Lake Restoration Fund	\$296,250	\$0	6/30/2016
Recreational Trails - RIIF - 0017	2015	Iowa River Trail Phase 1 Development (City of Marshalltown and Hardin County)	Agreement not signed - work not started	\$1,335,000	State Recreational Trail (SRT) Fund, Region 6 TAP funds and REAP	\$775,000	\$0	6/30/2016
Recreational Trails - RIIF - 0017	2015	Lake Path Trail/JewEllsworth Trail Segment (Hamilton County Conservation Board)	Agreement signed 1/5/2015 - work not started	\$862,853	State Recreational Trail (SRT) Fund, Regional TE, cash from local entities and private donations	\$647,140	\$0	6/30/2016
Recreational Trails - RIIF - 0017	2015	Mississippi River Trail - Pikes Peak Road to Guttenberg (Clayton County)	Agreement not signed - work not started	\$1,369,575	State Recreational Trail (SRT) Fund and local option sales tax	\$579,074	\$0	6/30/2016
Recreational Trails - RIIF - 0017	2015	Pottawattamie County Trail-Phase I (Pottawattamie County Conservation Board and Pottawattamie County Trail Board)	Agreement signed 12/15/2014 - work not started	\$1,930,000	State Recreational Trail (SRT) Fund, Federal Recreational Trails funding, county funds and Iowa West Foundation funds	\$700,000	\$0	6/30/2016
Recreational Trails - RIIF - 0017	2015	Red Cedar Trail and Connector (Linn County Conservation Board and Linn Area Mountain Bike Association)	Agreement not signed - work not started	\$75,000	State Recreational Trail (SRT) Fund, Specialized Dealer Grant, Marion Hotel/Motel and other local grants, LAMBA and other donors	\$55,000	\$0	6/30/2016
Recreational Trails - RIIF - 0017	2015	SW 5th (Jackson) Street Bridge Rehabilitation (City of Des Moines)	Agreement not signed - work not started	\$3,740,000	State Recreational Trail (SRT) Fund, City CIP funds, TIGER funds and private fundraising	\$500,000	\$0	6/30/2016
Recreational Trails - RIIF - 0017	2014	Ankeny Connector - High Trestle Trail (Polk County Conservation Board and Ankeny)	Agreement signed 10/25/2013 - project completed	\$3,065,000	State Recreational Trail (SRT) Fund, city funds and county funds	\$782,500	\$782,500	5/1/2014
Recreational Trails - RIIF - 0017	2014	Bellevue Rivervue Trail-Phase II (City of Bellevue and Jackson County Conservation Board)	Agreement signed 1/30/2014 - development in process	\$722,275	State Recreational Trail (SRT) Fund, city funds, REAP, Regional Transportation Alternative funds and private donations	\$260,774	\$0	6/30/2015
Recreational Trails - RIIF - 0017	2014	Bridging the Gap: Phase I Dry Run Trail-Connecting Decorah's Trout Run Trail to the Prairie Farmer Recreational Trail (Winneshiek County Conservation Board and City of Decorah)	Agreement signed 1/09/2014 - development in process	\$1,604,512	State Recreational Trail (SRT) Fund, Statewide Transportation Enhancement grant, REAP and local public/private funds	\$380,265	\$7,963	6/30/2015
Recreational Trails - RIIF - 0017	2014	Farragut to Shenandoah Trail Connection (City of Farragut)	Agreement signed 10/31/2013 - work not started	\$650,000	State Recreational Trail (SRT) Fund and land value	\$487,500	\$0	6/30/2015
Recreational Trails - RIIF - 0017	2014	Iowa River Scenic Trail (Hardin County Board of Supervisors and City of Marshalltown)	Agreement signed 11/12/2013 - development in process	\$1,375,694	State Recreational Trail (SRT) Fund, Regional Transportation Alternative funds and land value	\$775,000	\$714,793	6/30/2015
Recreational Trails - RIIF - 0017	2014	Multiuse Mississippi River Trail, Riverdale Section, Phase 2 (City of Riverdale)	Agreement not signed - work not started	\$1,017,000	State Recreational Trail (SRT) Fund, city funds, County Regional Authority Grant and National Scenic Byways Grant	\$318,644	\$0	6/30/2015
Recreational Trails - RIIF - 0017	2014	Pioneer Beach Road Trail (City of Orleans and Dickinson County Trails Board)	Agreement signed 12/23/2013 - development in process	\$521,479	State Recreational Trail (SRT) Fund, city funds and County Trails Board funds	\$371,479	\$0	6/30/2015
Recreational Trails - RIIF - 0017	2014	Raccoon River Valley Trail to High Trestle Trail Connector (Dallas County Conservation Board)	Agreement signed 7/30/2013 - development in process	\$290,000	State Recreational Trail (SRT) Fund, other grants, donations and foundations	\$92,897	\$2,507	6/30/2015

State Recreational Trails

Fund	Fiscal Year	Description of Project	Progress of Work	Total Estimated Project Cost	Revenue Sources	Funds Obligated **	Funds Expended	Date of Completion / Estimated Completion
Recreational Trails - RIIF - 0017	2013	Brushy Creek All-Weather Multi-Use Lake Trail Bridge (Iowa DNR)	Agreement signed 12/05/2012 - development in process	\$110,000	State Recreational Trail (SRT) Fund and DNR REAP Grant Award	\$78,000	\$0	1/30/2015
Recreational Trails - RIIF - 0017	2013	City of Clinton Mississippi River Trail Final Connection (City of Clinton)	Agreement signed 11/28/2012 - development in process	\$550,000	State Recreational Trail (SRT) Fund and city G.O. Bonds	\$400,000	\$343,424	4/30/2015
Recreational Trails - RIIF - 0017	2013	Fayette-Volga River Multi-Use Trail (Upper Iowa University and Fayette County)	Agreement signed 11/13/2012 - development in process	\$1,190,931	State Recreational Trail (SRT) Fund, Upper Iowa University, city funds, County Community Foundation, Black Hills Energy, private donors, additional fundraising and DNR REAP Grant Award	\$700,000	\$687,574	6/30/2015
Recreational Trails - RIIF - 0017	2013	Iowa River Trail – Phase 8 of 8 (City of Iowa City)	Agreement signed 11/25/2014 - development in process	\$2,100,000	State Recreational Trail (SRT) Fund, city G.O. Bonds, Regional STP Funds, Earmark funds and Regional TE Funds	\$441,000	\$0	6/30/2015
Recreational Trails - RIIF - 0017	2013	Mines of Spain Trail and Trailhead (City of Dubuque and Iowa DNR)	Agreement signed 11/28/2012 - development in process	\$227,333	State Recreational Trail (SRT) Fund, city funds and fundraising/naming opportunities	\$170,500	\$0	6/30/2015
Recreational Trails - RIIF - 0017	2013	Musser Park to Wiggins Road Trail (City of Muscatine)	Agreement signed 3/24/2014 - development in process	\$984,400	State Recreational Trail (SRT) Fund, Federal Earmark funds and local contribution	\$300,000	\$0	6/30/2015
Recreational Trails - RIIF - 0017	2013	Shaulis Road Trail Extension – Phase I (City of Waterloo)	Agreement signed 7/11/2013 - development in process	\$1,007,592	State Recreational Trail (SRT) Fund and city funds	\$755,694	\$0	6/30/2015
Recreational Trails - RIIF - 0017	2013	South Troy Park Trail (City of Robins)	Agreement signed 12/12/2012 - development in process	\$354,000	State Recreational Trail (SRT) Fund and city funds	\$204,000	\$0	6/30/2015
Recreational Trails - RIIF - 0017	2012	Bee Branch Creek Trail-MRT Route (City of Dubuque)	Agreement not signed - work not started	\$506,100	State Recreational Trail (SRT) Fund and city funds	\$100,000	\$0	6/30/2015
Recreational Trails - RIIF - 0018	2012	Bluff Creek OHV Park Development Plan (Iowa DNR)	Agreement signed 12/20/2011 - development in process	\$80,000	State Recreational Trail (SRT) Fund and ATV registration funds	\$60,000	\$0	6/30/2015
Recreational Trails - RIIF - 0018	2012	Buffalo to Wild Cat Den Road MRT (City of Buffalo)	Agreement signed 5/05/2012 - development in process	\$562,500	State Recreational Trail (SRT) Fund and city funds	\$108,500	\$12,510	6/30/2015
Recreational Trails - RIIF - 0019	2012	Cedar Valley Nature Trail Bridge at McFarlane Park (Black Hawk County Conservation Board)*****	Agreement signed 12/20/2011 - project completed with other funding	\$3,612,516	State Recreational Trail (SRT) Fund and CDBG Jumpstart Infrastructure	\$396,516 *****	Rescinded	N/A
Recreational Trails - RIIF - 0020	2012	Central IA Trail Loop-Chichaqua Valley Trail to Gay Lea Wilson Trail (Polk County Conservation Board)	Agreement signed 12/15/2011 - development in process	\$1,005,000	State Recreational Trail (SRT) Fund, Polk County Conservation and Partners	\$753,750	\$706,202	6/30/2015
Recreational Trails - RIIF - 0021	2012	Dickinson County Spine Trail-Henderson Woods to US71 in Arnolds Park (Arnolds Park and Dickinson County Trails Board)	Agreement signed 12/22/2011 - project completed	\$165,500	State Recreational Trail (SRT) Fund, city funds and County Trails Board	\$115,850	\$115,850	10/8/2013
Recreational Trails - RIIF - 0022	2012	Gray's Lake Neighborhood Connecting Trail & SW 14th Quiet Street (City of Des Moines)	Agreement signed 5/15/2012 - development in process	\$586,570	State Recreational Trail (SRT) Fund, city CIP, Gray's Lake Neighborhood Association and land donations	\$439,920	\$279,642	6/30/2015
Recreational Trails - RIIF - 0023	2012	Gypsum City OHV Park (WCIC and Iowa DNR)	Agreement signed 2/6/2012 - development in process	\$768,860	State Recreational Trail (SRT) Fund, Federal Recreational Trails, Webster County Conservation and ATV registration funds	\$211,500	\$89,750	6/30/2015
Recreational Trails - RIIF - 0024	2012	Iowa DNR Trails Program (Iowa DNR)	Agreement signed 12/20/2011 - project completed	\$350,000	State Recreational Trail (SRT) Fund, REAP and Lake Restoration Fund	\$262,500	\$262,500	12/15/2014
Recreational Trails - RIIF - 0025	2012	NW Beaver Drive Trail (City of Johnston)	Agreement signed 1/10/2012 - development in process	\$2,400,000	State Recreational Trail (SRT) Fund, city G.O. bond and city park and trail improvement fund	\$181,464	\$0	6/30/2015
Recreational Trails - RIIF - 0026	2012	Turkey River Recreational Corridor Trail-Elkader to Motor Mill (Clayton County Conservation Board)	Agreement signed 1/18/2012 - development in process	\$880,576	State Recreational Trail (SRT) Fund, statewide TE grant and local contributions	\$250,000	\$0	6/30/2015
Recreational Trails - RIIF - 0027	2012	Water Trails Planning, Design and Construction Activities (Iowa DNR)	Agreement signed 2/23/2012 - development in process	\$240,000	State Recreational Trail (SRT) Fund, marine fuel tax, U.S. Coast Guard, boat registration fees and RIIF	\$120,000	\$114,019	6/30/2015

State Recreational Trails

Fund	Fiscal Year	Description of Project	Progress of Work	Total Estimated Project Cost	Revenue Sources	Funds Obligated **	Funds Expended	Date of Completion / Estimated Completion
Recreational Trails - RIIF - 0017	2010	Allamakee County Mississippi River Bike Trail (Allamakee County and Allamakee County Economic Development)	Agreement signed 1/5/2010 - development in process	\$7,245,382	State Recreational Trail (SRT) Fund, Private and Local, Federal Earmark and Other State and Federal Grants	\$750,000	\$0	6/30/2015
Recreational Trails - RIIF - 0017	2010	Cedar Valley Nature Trail Bridge at McFarlane Park (Black Hawk County Conservation Board)	Agreement signed 11/20/2009 - project completed	\$2,658,938	State Recreational Trail (SRT) Fund, CDBG - Jumpstart Infrastructure and FEMA-PA	\$250,000	\$250,000	9/30/2012
Recreational Trails - RIIF - 0017	2010	Des Moines River Regional Trail Phase 1 (City of Des Moines) ***	Agreement signed 1/29/2010 - development in process	\$1,500,000	State Recreational Trail (SRT) Fund, DNR REAP Grant Award and City of Des Moines Capital Funds	\$73,474 ***	\$69,800	6/30/2015
Recreational Trails - RIIF - 0017	2010	Iowa Department of Natural Resources (DNR) Trail Crew (Iowa DNR)	Agreement signed 11/20/2009 - project completed	\$350,000	State Recreational Trail (SRT) Fund, REAP and Lake Restoration Fund	\$262,500	\$262,500	12/3/2012
Recreational Trails - RIIF - 0017	2010	Iowa River Corridor Trail Connection - Sand Lake (City of Iowa City) ***	Agreement signed 1/29/2010 - project completed	\$375,000	State Recreational Trail (SRT) fund and Capital Improvement Funds	\$281,000 ***	\$180,060	8/6/2012
Recreational Trails - RIIF - 0017	2010	Lewis and Clark Historic Riverfront Trail (City of Sioux City and Iowa DOT) ***	Agreement signed 2/1/2010 - project completed	\$1,600,000	State Recreational Trail (SRT) Fund and City Funds	\$128,000 ***	\$128,000	8/7/2013
Recreational Trails - RIIF - 0017	2010	Pinicon Ridge Trail (Linn County Conservation Board) *	Agreement signed 7/20/2009 - project completed	\$666,667	State Recreational Trail (SRT) Fund and Local Contributions	\$500,000 *	\$500,000	8/27/2012
Recreational Trails - RIIF - 0017	2010	Principal Riverwalk Recreational Trail (city of Des Moines) *	Agreement signed 12/2/2009 - project completed	\$1,000,000	State Recreational Trail (SRT) fund and Local Contributions	\$750,000 *	\$750,000	4/15/2013
Recreational Trails - RIIF - 0017	2010	Raccoon River Valley Trail Addition--Forest Park to Minburn Trail (Dallas County Conservation Board) ***	Agreement signed 11/6/2009 - project completed	\$6,655,696	State Recreational Trail (SRT) Fund, Community Attraction and Tourism Program, State Enhancement Project, Central Iowa Regional Transportation Planning Alliance, Dallas County, City of Perry, City of Waukee, Guthrie County Cash and Stimulus, City of Dallas Center, City of Jamaica, City of Redfield, City of Linden, Raccoon Valley Bank, Bock Family Foundation, Dallas County Conservation Foundation, Raccoon River Valley Trail Association, Celebrations Committee Dallas Center, Committee for Super Cooper, Dallas Center Beta Sigma Phi, Rotary Club of Dallas Center, Community of Herndon, Waukee YMCA, City of Dawson, Casey's Stores, Alliant Energy, Bikes Belong, Letter campaign, Prairie Meadows Community Betterment, Prairie Woodland Conservation Foundation and Bock Family Foundation October 08	\$484,995 ***	\$460,745	8/23/2012
Recreational Trails - RIIF - 0017	2010	Railbanking Purchase of IANW Railroad (Dickinson County Trails Board and Osceola County Conservation Board)	Agreement signed 1/4/2010 - project completed	\$1,203,795	State Recreational Trail (SRT) Fund, IANWRR Donated Land and Transportation Enhancement Grant	\$525,000	\$525,000	7/19/2010
Recreational Trails - RIIF - 0017	2010	Summerset Trail Flood Repairs (Warren County Conservation Board)****	Agreement signed 1/5/2010 - project completed	\$143,028	State Recreational Trail (SRT) Fund and County Budget	\$107,271 ****	\$107,271	5/29/2012
Recreational Trails - RIIF - 0017	2010	Trout Run Trail - Box Culverts and Bridge Project (City of Decorah and Winneshiek County Conservation Board)	Agreement signed 11/25/2009 - project completed	\$782,722	State Recreational Trail (SRT) Fund, County Foundation, Winneshiek County and Winneshiek County Bridge Grant	\$300,000	\$300,000	3/5/2012
Recreational Trails - RIIF - 0017	2010	Trout Run Trail - Decorah Fish Hatchery's Interpretive Restroom Facility (Northeast Iowa Resources Conservation and Development, Inc. and Iowa DNR's Fisheries)	Agreement signed 12/6/2009 - project completed	\$105,000	State Recreational Trail (SRT) Fund and Friends of the Decorah Hatchery	\$75,000	\$75,000	7/2/2012

State Recreational Trails

Fund	Fiscal Year	Description of Project	Progress of Work	Total Estimated Project Cost	Revenue Sources	Funds Obligated **	Funds Expended	Date of Completion / Estimated Completion
Recreational Trails - RIIF - 0017	2009	American Gothic Regional Trail Project (Area 15 Regional Planning Commission)*	Agreement signed 12/3/2008 - development in process	\$133,333	State Recreational Trail (SRT) Fund, RPA, county, city, and private funds	\$100,000 *	\$95,363	6/30/2015
Recreational Trails - RIIF - 0017	2009	Crawford County Trail (Crawford County)*	Agreement signed 11/5/2008 - project completed	\$40,000	State Recreational Trail (SRT) Fund and county funds	\$30,000 *	\$30,000	9/20/2010
Recreational Trails - RIIF - 0017	2009	Garlock Slough Recreational Trail (City of West Okobojo and Dickinson County Trails Board)*****	Agreement signed 11/3/2008 - project completed	\$653,550	State Recreational Trail (SRT) Fund, Dickinson County Conservation, MPO, and City of West Okobojo	\$490,162 *****	\$408,425	10/9/2012
Recreational Trails - RIIF - 0017	2009	Linn Creek Trail Connection with Iowa Highway 330 Trail (Marshall County)	Agreement signed 7/20/2009 - project completed	\$1,476,000	State Recreational Trail (SRT) Fund and county funds	\$800,000	\$800,000	9/5/2012
Recreational Trails - RIIF - 0017	2009	Maquoketa River Water Trail (Jones County)*	Agreement signed 7/8/2008 - project completed	\$133,334	State Recreational Trail (SRT) Fund and county funds	\$100,000 *	\$100,000	8/8/2011
Recreational Trails - RIIF - 0017	2009	Mississippi River Trail - Liberty Avenue Connection (Clinton)	Agreement signed 12/3/2008 - project completed	\$469,000	State Recreational Trail (SRT) Fund and City of Clinton	\$351,750	\$351,750	4/26/2010
Recreational Trails - RIIF - 0017	2009	Principal Riverwalk (Des Moines)*	Agreement signed 11/4/2008 - project completed	\$1,000,000	State Recreational Trail (SRT) Fund and City of Des Moines	\$750,000 *	\$750,000	4/15/2013
Recreational Trails - RIIF - 0017	2009	Riverview Recreation Area Expansion (Trailblazers Off Road Club)*****	Agreement signed 6/8/2009 - funding rescinded	\$71,000	State Recreational Trail (SRT) Fund	\$40,000 *****	Rescinded	N/A
Recreational Trails - RIIF - 0017	2009	Stone State Park Trail (Woodbury County/DNR)*	Agreement signed 10/8/2009 - development in process	\$133,333	State Recreational Trail (SRT) Fund and county funds	\$100,000 *	\$0	6/30/2015
Recreational Trails - RIIF - 0017	2009	Summerset Trail (Cities of Indianola, Carlisle and Des Moines)*	Agreement signed 3/9/2009 - development in process	\$133,333	State Recreational Trail (SRT) Fund and city funds	\$100,000 *	\$0	6/30/2015
Recreational Trails - RIIF - 0017	2009	Trout Run Trail - Bridging the Past and the Present (City of Decorah and Winneshiek County Conservation Board)	Agreement signed 3/16/2009 - project completed	\$443,750	State Recreational Trail (SRT) Fund, Winneshiek County Conservation, and City of Decorah	\$138,088	\$138,088	10/18/2010
Recreational Trails - RIIF - 0017	2008	Ankeny to Woodward Trail Corridor (Boone County Conservation Board)	Agreement signed 3/25/2008 - project completed	\$3,415,960	State Recreational Trail (SRT) Fund, Land Value and Regional Enhancement	\$565,960	\$565,960	7/31/2012
Recreational Trails - RIIF - 0017	2008	Crawford County Trails (Crawford County)*	Agreement signed 11/5/2008 - project completed	\$40,000	State Recreational Trail (SRT) Fund, county, city, and private funds	\$30,000 *	\$30,000	9/20/2010
Recreational Trails - RIIF - 0017	2008	Fairfield Loop Trail (Fairfield)*	Agreement signed 3/10/2009 - project completed	\$266,667	State Recreational Trail (SRT) Fund and county funds	\$200,000 *	\$200,000	5/29/2012
Recreational Trails - RIIF - 0017	2008	Heart of Iowa Nature Trail Phases VII & VIII (Story County Conservation Board)	Agreement signed 12/14/2007 - project completed	\$1,937,254	State Recreational Trail (SRT) Fund and county funds	\$100,000	\$100,000	12/30/2013
Recreational Trails - RIIF - 0017	2008	Jewell to Ellsworth Trail (Hamilton County Conservation Board)*	Agreement signed 9/5/2007 - development in process	\$246,667	State Recreational Trail (SRT) Fund and county funds	\$185,000 *	\$143,165	6/30/2015
Recreational Trails - RIIF - 0017	2008	Lewis & Clark Trail Planning Study (Iowa DOT)	Agreement IDOT - project completed	\$66,667	State Recreational Trail (SRT) Fund and county funds	\$50,000	\$50,000	7/11/2011
Recreational Trails - RIIF - 0017	2008	Maquoketa River Water Trail (Jones County Conservation Board)	Agreement signed 12/13/2007 - project completed	\$549,605	State Recreational Trail (SRT) Fund and county funds	\$69,300	\$69,300	8/8/2011
Recreational Trails - RIIF - 0017	2008	Mississippi River Trail Upper Scott County (Le Claire) ***	Project was rescinded. Funding to be reprogrammed for flood damage projects.	\$1,227,779	State Recreational Trail (SRT) Fund and county funds	\$799,740 ***	Rescinded	N/A

State Recreational Trails

Fund	Fiscal Year	Description of Project	Progress of Work	Total Estimated Project Cost	Revenue Sources	Funds Obligated **	Funds Expended	Date of Completion / Estimated Completion
Recreational Trails - RC2 - 0942	2007	4-Mile Creek Greenway Trail (Polk County Conservation Board/City of Ankeny Parks and Recreation Department)	Agreement signed 3/06/2007 - project completed	\$1,334,331	State Recreational Trail (SRT) Fund, Polk County Conservation, MPO, and City of Ankeny	\$690,000	\$690,000	5/30/2012
Recreational Trails - RC2 - 0942	2007	18th Street to Riverview Trail Development (Waterloo)	Agreement signed 3/29/2007 - project completed	\$336,250	State Recreational Trail (SRT) Fund and City of Waterloo	\$252,187	\$252,187	4/4/2011
Recreational Trails - RC2 - 0942	2007	Alice's Road Greenbelt Trail Improvements (Clive)	Agreement signed 2/07/2007 - project completed	\$536,540	State Recreational Trail (SRT) Fund and City of Clive	\$402,405	\$402,405	9/18/2014
Recreational Trails - RC2 - 0942	2007	Cemar Trail - Phase 2 (Cedar Rapids)	Agreement signed 1/12/2010 - development in process	\$200,000	State Recreational Trail (SRT) Fund and Cedar Rapids CIP Funds	\$150,000	\$0	6/30/2015
Recreational Trails - RC2 - 0942	2007	Coon Rapids Town Loop Trail (Coon Rapids)	Agreement signed 4/16/2007 - project completed	\$142,500	State Recreational Trail (SRT) Fund and City of Coon Rapids/Whiterock Conservancy	\$106,875	\$106,875	3/15/2010
Recreational Trails - RC2 - 0942	2007	Des Moines County Recreational Trail - Phase 1 Burlington to Starr's Cave (Des Moines County)	Agreement signed 2/19/2007 - development in process	\$480,000	State Recreational Trail (SRT) Fund and county funds	\$360,000	\$203,243	6/30/2015
Recreational Trails - RC2 - 0942	2007	Lakeview OHV Park Upgrades (Dirt Surfers Inc.)	Agreement signed 6/27/2007 - development in process	\$52,420	State Recreational Trail (SRT) Fund	\$39,315	\$34,193	6/30/2015
Recreational Trails - RC2 - 0942	2007	Trail Projects in Wapello County (Wapello County) *	Agreement signed 4/16/2007 - \$30,000 was awarded to city of Eldon - project completed	\$266,667	State Recreational Trail (SRT) Fund and county funds	\$200,000 *	\$196,072	3/22/2010
Recreational Trails - RIIF - 0017	2006	Phase I of the Gypsum City OHV Park (Webster County)	Agreement signed 8/21/2006 - project completed	\$1,660,250	State Recreational Trail (SRT) Fund and All-Terrain Vehicle Registration Funds	\$250,000	\$250,000	7/6/2010
Recreational Trails - RIIF - 0017	2006	Trail construction connecting the Little Sioux County Park to the city of Correctionville (Woodbury County Conservation Board)	Agreement signed 7/10/2006 - project completed	\$1,027,760	State Recreational Trail (SRT) Fund, Federal Transportation Enhancement Funds, REAP grant, county, city, and private funds	\$150,000	\$150,000	10/1/2007
Recreational Trails - RIIF - 0017	2006	Phase 4 of the Clear Creek Trail from Mormon Handcart Park to the Clear Creek bridge on U.S. Highway 6 (Coralville)	Agreement signed 8/9/2006 - Final Voucher entered 6/11/08; Remaining funds to be used on next phase of project-project completed	\$437,216	State Recreational Trail (SRT) Fund and city hotel/motel tax	\$327,912	\$327,912	5/1/2008
Recreational Trails - RIIF - 0017	2006	Construction of trail connecting existing trails in Johnston to the Neal Smith Trail in Des Moines (Polk County Conservation Board)	Agreement signed 7/31/2006 - project completed	\$1,406,960	State Recreational Trail (SRT) Fund, county funds, Federal Transportation Enhancement Funds and MPO Transportation Enhancement Funds	\$346,739	\$346,739	6/21/2010
Recreational Trails - RIIF - 0017	2006	Development of a trail to fill a gap in the trail network around Clear Lake and extending to Mason City (Cerro Gordo County)	Agreement signed 7/10/2006 - project completed	\$71,167	State Recreational Trail (SRT) Fund and county funds	\$50,000	\$50,000	5/9/2008

NOTE: To avoid loss of funding, it is the Iowa Department of Transportation's policy to expend the oldest funding first when reimbursing any project costs. Thus, the FY 2006 \$1,000,000 appropriation was spent, even though some of the FY 2006 projects listed don't show all their funding was utilized by the expiration date.

* Direct Appropriation From Iowa Legislature

** Funds obligated per Department of Transportation Commission Order.

*** FY 2006 and FY 2008 Funding Rescinded by Local Sponsors - Funding Reallocated to SRT Projects in FY 2010

**** The initial \$87,500 is from I-Jobs and the remaining \$19,771 from rescinded funds from FY 2008.

*****Funding for 2 Projects Rescinded by Local Sponsors and a \$32,543 project underrun - Funding Reallocated to SRT Projects in FY 2014

The FY 2006 SRT appropriation was for \$1,000,000. The total amount of SRT funding for projects listed in this report is over \$1,000,000 as result of awarding additional funding from previous project underruns.

The FY 2007 SRT appropriation was for \$2,000,000. The total amount of SRT funding for projects listed in this report is over \$2,000,000 as result of awarding additional funding from previous project underruns.

The FY 2008 SRT appropriation was for \$2,000,000. The total amount of SRT funding for projects listed in this report is \$2,000,000.

The FY 2009 SRT appropriation was for \$3,000,000. The total amount of SRT funding for projects listed in this report is \$3,000,000.

The FY 2010 SRT appropriation was for \$3,500,000. The total amount of SRT funding for projects listed in this report is over \$3,500,000 as a result of awarding additional funding from previous project underruns.

There was no SRT appropriation for FY 2011.

The FY 2012 SRT appropriation was for \$3,000,000. The total amount of SRT funding for projects listed in this report is \$3,000,000.

The FY 2013 SRT appropriation was for \$3,000,000. The total amount of SRT funding for projects listed in this report is over \$3,000,000 as a result of awarding additional funding from previous project underruns.

The FY 2014 SRT appropriation was for \$3,000,000. The total amount of SRT funding for projects listed in this report is over \$3,000,000 as a result of awarding additional funding from previous project underruns.

The FY 2015 SRT appropriation was for \$6,000,000 with \$1,000,000 for existing historic trail bridges. The total amount of SRT funding for projects listed in this report is over \$5,500,000 as a result of awarding additional funding from a previous project underrun.

The FY 2015 SRT appropriation has a \$500,000 balance that is being carried over to a January 2, 2015 deadline for receipt of applications for existing historic trail bridges.

FY 2015 Railroad Revolving Loan and Grant Program

Project Sponsor	Description of Project	Total Estimated Project Cost	State Share	Other Revenue Sources	State Funds Used	Remaining Obligated	Status of Project	Date Completed or Estimated Completion Date
West Charles Street Viaduct	Reconstruction, removal and replacement of the east side of the West Charles Street Viaduct	\$654,315	\$523,452	Local Match	\$0	\$523,452	In Agreement Phase	1/1/2018
Five Star Coop	Expansion of current rail siding from 3 car capacity to 35 car capacity	\$9,614,000	\$500,000	Company Match	\$0	\$500,000	In Agreement Phase	1/12/2018
Des Moines Transload Facility	Development of a transload facility to improve the overall freight capacity in Des Moines Metro area	\$10,000,000	\$1,700,000	Company Match	\$0	\$1,700,000	In Agreement Phase	1/1/2018
Crossroads of Global Innovation	Phase two allows for connection to the CN mainline in the ICGI certified site	\$2,100,000	\$1,600,000	Local Match	\$0	\$1,600,000	In Agreement Phase	1/1/2018
KJRY Railnetwork Improvements	Upgrade a mainline yard switch along with heavily traveled mainline yard tracks	\$286,000	\$228,800	Local Match	\$0	\$228,800	In Agreement Phase	1/1/2018
Sioux Center Rail Port Study	A planning study to determine the potential for a rail port adjacent to a	\$130,000	\$100,000	Local Match	\$0	\$100,000	In Agreement Phase	7/1/2016
		\$22,784,315	\$4,652,252		\$0	\$4,652,252		

FY 2014 Railroad Revolving Loan and Grant Program

Project Sponsor	Description of Project	Total Estimated Project Cost	State Share	Other Revenue Sources	State Funds Used	Remaining Obligated	Status of Project	Date Completed or Estimated Completion Date
HFCA (HF Chlor Alkali) Rail Road Project	Construction of three miles of new (private) track for new Cargill Plant	\$150,000,000	\$324,000	Company match	\$0	\$324,000.00	In Process	3/30/2015
Iowa Corn Processors (ICP) Rail Expansion	Construction of two spur tracks on ICP property to add capacity	\$14,832,000	\$419,000	Company Match	\$419,000	\$0.00	Project Complete	6/11/2014
Carter Lake Metals Processing Building (Owen Industries)	Construction of new rail spur to accommodate new production building	\$30,000,000	\$108,000	Company Match	\$0	\$108,000.00	Project in process	7/1/2015
Heartland Co-op Greenfield Rail Loading Elevator	Build a 125-car load out facility	\$24,000,000	\$1,450,000	Company Match	\$0	\$1,450,000.00	Project complete pending certificate of completion this spring - drawing funds	1/30/2017
CRANDIC - Millrace & Price Creek Bridges	Replacement of two bridges	\$2,840,000	\$725,000	Company Match	\$0	\$725,000.00	Project in process	3/1/2015
City of Knoxville - Red Rock Industrial Park	Planning Study	\$118,000	\$94,400	Local match	\$0	\$94,400.00	Study in progress	6/1/2015
		\$221,790,000	\$3,120,400		\$419,000	\$2,701,400		

FY 2013 Railroad Revolving Loan and Grant Program

Project Sponsor	Description of Project	Total Estimated Project Cost	State Share	Other Revenue Sources	State Funds Used	Remaining Obligated	Status of Project	Date Completed or Estimated Completion Date
CRANDIC Iowa River Crossing North Bridge	Construct replacement rail bridge	\$2,840,400	\$1,500,000	Company match	\$1,500,000	\$0	Complete	4/15/2014
Iowa Falls UP/CN Connector	Upgrade rail infrastructure in industrial area	\$5,711,369	\$900,000	Local match	\$0	\$900,000	Project in process	5/30/2017
Rail One	Industrial Rail Spur Construction	\$4,397,880	\$1,116,000	Company match	\$1,116,000	\$0.00	Complete - Certificate of Completion Pending	1/30/2015
BJRY Rail/Truck/Barge Planning Study	Planning Study	\$50,000	\$40,000	Local match	\$0	\$40,000	Project in process	3/30/2016
Central Iowa Transloading Facility Feasibility Study	Planning Study	\$125,000	\$100,000	Local match	\$0	\$47,767	Study Complete - drawing funds	10/2/2014
Iowa Falls/Hardin County Rail Port Planning Study	Planning Study	\$125,000	\$100,000	Local match	\$100,000	\$0	Study Complete	10/1/2014
Mills/Pottawattamie County Rail Port Study	Planning Study	\$98,000	\$78,400	Local match	\$78,400	\$0	Study Complete	10/7/2014
North Central Ag Park Planning Study	Planning Study	\$100,000	\$80,000	Local match	\$0	\$0	Project withdrawn by applicants	Not Applicable
Sioux City Rail Study Phase II	Planning Study	\$350,000	\$100,000	Local match	\$0	\$100,000	Project in process	9/30/2015
		\$13,797,649	\$4,014,400		\$2,794,400	\$1,087,767		

FY 2012 Railroad Revolving Loan and Grant Program

Project Sponsor	Description of Project	Total Estimated Project Cost	State Share	Other Revenue Sources	State Funds Used	Remaining Obligated	Status of Project	Date Completed or Estimated Completion Date
Burlington Junction Railway Spur rehabilitation	Industrial Rail Spur Construction	\$197,435	\$157,948	Company match	\$87,025	\$70,923	Project in progress	3/1/2016
Butler Cross Dock	Industrial Rail Spur Construction	\$1,758,922	\$705,621	Local match	\$414,739	\$290,882	In progress	3/1/2015
Cherokee Industrial Spur	Industrial Rail Spur Construction	\$771,818	\$617,454	Local match	\$617,454	\$0	Complete	4/17/2012
CRANDIC Iowa River Crossing Improvement	Construct replacement rail bridge	\$3,200,000	\$1,613,596	Company match	\$0	\$0	Complete	4/15/2014
Global Foods	Rail Spur upgrade	\$358,525	\$72,000	Local match	\$0	\$0	Project withdrawn by applicant	Not applicable
Iowa River Railroad	Rail line acquisition & preservation	\$2,500,000	\$1,000,000	Company match	\$0	\$0	Project withdrawn by applicant	Not applicable
North Central Iowa Rail Corridor, LLC	Rail line acquisition & preservation	\$1,900,000	\$400,000	Local match	\$400,000	\$0	Complete	4/26/2012
Valley Distribution Corporation	Industrial Rail Spur Construction	\$297	\$218,652	Company match	\$218,652	\$0	Complete	4/18/2012
Waverly GMT Rail Spur	Industrial Rail Spur Construction	\$538,100	\$204,000	Company match	\$204,000	\$0	Complete	11/10/2014
		\$11,224,800	\$4,989,271		\$1,941,870	\$361,805		

Note 1: CRANDIC was awarded \$2,000,000 from RRLG, however \$386,404 of the award is from federal Rail Assistance Program (RAP) funds.

FY 2011 Railroad Revolving Loan and Grant Program

Project Sponsor	Description of Project	Total Estimated Project Cost	State Share	Other Revenue Sources	State Funds Used	Remaining Obligated	Status of Project	Date Completed or Estimated Completion Date
Adams County Rail	Industrial Rail Spur Extension	\$ 1,758,922	\$ 879,461	Local match	\$0	\$0	Project withdrawn	Not applicable
Eastern Iowa Industrial Center	Construct Transloading Facility	\$ 8,474,244	\$ 2,000,000	Federal, state and local match	\$0	\$ 2,000,000	Agreement under reiew	6/30/2015
Lomont Molding Inc	Rail Spur upgrade	\$ 138,560	\$ 110,848	Company match	\$0	\$0	Project withdrawn	Not applicable
Nypro Kannaak	Rail Spur upgrade	\$ 255,951	\$ 174,022	Company match	\$174,022	\$0	Completed	Construction complete 11/14/2012
		\$ 10,627,677	\$ 3,164,331		\$ 174,022	\$ 2,000,000		

FY 2010 Railroad Revolving Loan and Grant Program

Project Sponsor	Description of Project	Total Estimated Project Cost	State Share	Other Revenue Sources	State Funds Used	Remaining Obligated	Status of Project	Date Completed or Estimated Completion Date
Burlington Junction Railway	Upgrade rail infrastructure in industrial park	\$88,000	\$55,400	Railroad match	\$55,400	\$0	Completed	1/10/2011
Cedar Rapids and Iowa City Railroad (CRANDIC)	Rebuild rail bridge	\$886,500	\$700,000	Railroad match	\$700,000	\$0	Completed	4/14/2011
Schau Recycling	Install industrial rail spur	\$450,000	\$225,000	Company match	\$145,187	\$0	Completed	2/28/2013
Shine Brothers Corp.	Upgrade rail infrastructure in industrial area	\$467,589	\$311,071	Company match	\$311,071	\$0	Completed	10/15/2011
City of Waterloo	Install industrial rail spur	\$252,005	\$126,000	City match	\$118,691	\$0	Completed	12/31/2013
Webster County Board of Supervisors	Install industrial rail spur in industrial park	\$10,900,000	\$900,000	County match and company investment	\$0		Project withdrawn	Not applicable
Union Pacific Railroad and Iowa Northern Railway	Rebuild rail bridge in Waterloo*	\$5,437,200	\$1,000,000	Railroad match and FRA grant award	\$1,000,000	\$0	Completed	12/31/2009
	TOTAL	\$18,481,294	\$3,317,471		\$2,330,349	\$0		

FY 2009 Railroad Revolving Loan and Grant Program (Flood Recovery)

Railroad	Description of Project	Total Estimated Project Cost	State Share	Other Revenue Sources	State Funds Used	Remaining Obligated	Status of Project	Date Completed or Estimated Completion Date
Burlington Junction Railway	Repair rail infrastructure damaged by flooding	\$89,333	\$71,000	Railroad match	\$61,164	\$0	Completed	1/1/2009
Cedar Rapids and Iowa City Railroad (CRANDIC)	Repair rail infrastructure damaged by flooding	\$400,000	\$320,000	Railroad match	\$320,000	\$0	Completed	11/1/2008
Keokuk Junction Railway Company	Repair rail infrastructure damaged by flooding	\$693,120	\$554,000	Railroad match	\$405,346	\$0	Completed	3/1/2009
Iowa, Chicago & Eastern Railroad Corp.	Repair rail infrastructure damaged by flooding	\$1,771,463	\$1,417,000	Railroad match	\$1,406,627	\$0	Completed	10/1/2009
Iowa Interstate Railroad	Repair rail infrastructure damaged by flooding	\$964,707	\$772,000	Railroad match	\$650,000	\$0	Completed	3/1/2009
Iowa Northern Railway Co.	Repair rail infrastructure damaged by flooding	\$851,704	\$681,000	Railroad match	\$616,420	\$0	Completed	11/1/2008
Iowa River Railroad	Repair rail infrastructure damaged by flooding	\$230,000	\$184,000	Railroad match	\$184,000	\$0	Completed	12/31/2009
TOTAL		\$5,000,327	\$3,999,000		\$3,643,557	\$0		

FY 2008 Railroad Revolving Loan and Grant Program

Description of Project	Total Estimated Project Cost	State Share	List of all revenue sources	FY 2008 Funds used	FY 2008 Remaining Funds Obligated	Status of project	Date Completed or Estimated Completion Date
Cedar Rapids Terminal (Iowa Northern Railroad) Construct rail spur and intermodal loading facility in Palo	\$884,000	\$242,000	State grant and loan; Private investment; local investment	\$0	\$0	Project withdrawn	Not Applicable
Big River Resources Ethanol Plant industrial rail spur	\$8,500,000	\$75,000	State grant; Private investment	\$0	\$0	Project withdrawn	Not Applicable
Lincolnway Railport Industrial Park	\$1,072,933	\$840,000	State grant and loan; Private investment; local investment	\$0	\$0	Project was withdrawn by applicant. Funding has been reprogrammed to flood recovery assistance.	Not Applicable
Norfolk Iron and Metal Company industrial rail spur	\$1,398,000	\$810,000	State grant; Private investment	\$810,000	\$0	Completed	9/30/2009
Oregon Trail Energy Rail sp	\$7,146,000	\$75,000	State grant; Private investment	\$0	\$0	Project was withdrawn. Funding has been reprogrammed to FY2012	Not applicable
Prairie Creek Ethanol rail sp	\$6,055,075	\$75,000	State Grant; Private investment	\$0	\$0	Project withdrawn by applicant. Funding has been reprogrammed to flood recovery assistance.	Not Applicable
Raccoon Valley BioDiesel R	\$2,250,000	\$50,000	State grant; Private investment	\$0	\$0	Project withdrawn	Not Applicable
Trinity Towers	\$414,489	\$165,795	State grant; Private investment	\$0	\$0	Project withdrawn	Not Applicable
Unity Ethanol Cedar River	\$9,500,000	\$270,000	State loan; Private investment	\$0	\$0	Project withdrawn. Funding has been reprogrammed to FY12.	Not Applicable
Unity Ethanol Ottumwa	\$9,500,000	\$270,000	State grant and loan; Private Investment	\$0	\$0	Project withdrawn. Funding has been reprogrammed to FY12.	Not Applicable
	\$46,720,497	\$2,872,795		\$810,000	\$0		

FY 2007 Railroad Revolving Loan and Grant Program

Description of Project	Total Estimated Project Cost	State Share	List of all revenue sources	FY 2007 Funds used	FY 2007 Remaining Funds Obligated	Status of project	Date Completed or Estimated Completion Date
Alternative Energy Resources Ethanol Plant industrial rail spur	\$24,240,300	\$239,000	State grant and loan; Private investment; local investment	\$0	\$0	Project withdrawn	Not Applicable
Lincolnway Railport Industrial Park	\$11,852,896	\$489,000	State grant and loan; Private investment; local investment	\$0	\$0	Project withdrawn	Not Applicable
Seimens Wind Power industrial rail spur	\$457,513	\$326,000	State grant; Private investment	\$326,000	\$0	Complete	5/26/2010
Southern Bio Energy industrial rail spur	\$1,300,000	\$250,000	State grant and loan; Private investment; local investment	\$0	\$0	Project withdrawn	Not Applicable
	\$37,850,709	\$1,304,000		\$326,000	\$0		

FY 2006 Railroad Revolving Loan and Grant Program

Description of Project	Total Estimated Project Cost	State Share	List of all revenue sources	FY 2006 Funds used	FY 2006 Remaining Funds Obligated	Status of project	Date Completed or Estimated Completion Date
Absolute Energy industrial rail spur	\$3,712,220	\$500,000	State grant and loan; Private investment; local investment	\$500,000	\$0	Complete	2/5/2008
Cascade Lumber Company industrial rail spur	\$694,000	\$534,000	State grant and loan; Private investment; local investment	\$534,000	\$0	Complete	9/19/2007
Eastern Iowa Industrial Center rail development for industrial park expansion	\$4,660,791	\$760,791	State grant; Private investment; FHWA grant	\$729,711	\$31,079	Project in progress	6/30/2015
Green Plains Renewable Energy	\$5,700,000	\$280,000	State grant and loan; Private investment; local investment	\$126,000	\$0	Complete: loan portion of award declined	2/28/2013
Midwest I, LLC industrial rail spur	\$2,800,000	\$280,000	State grant and loan; Private investment; local investment	\$280,000	\$0	Complete	9/30/2008
Iowa Renewable Energy LLC industrial rail spur	\$1,258,532	\$300,000	State grant and loan; Private investment; local investment	\$300,000	\$0	Complete	11/1/2007
Lincolnway Railport Industrial park rail development	\$2,154,086	\$319,209	State grant and loan; Private investment; local investment	\$0	\$0	Project was withdrawn by applicant. Funding has been reprogrammed for flood recovery activities.	Not applicable
Marco Group International industrial rail spur switching improvements	\$30,000	\$22,500	State grant; Private investment	\$0	\$0	Project withdrawn	Not applicable
Metzler Automotive	\$406,711	\$60,000	State grant	\$42,691	\$0	Complete	11/1/2007
	\$21,416,340	\$3,056,500		\$2,512,402	\$31,079		

FY 2011 Rail Port Program

Project Sponsor	Description of Project	Total Estimated Project Cost	State Share	Other Revenue Sources	State Funds Used	Remaining Obligated	Status of Project	Date Completed or Estimated Completion Date
Wind Energy Supply Chain Industrial Park (Iowa City)	Construct rail siding	\$ 2,112,400	\$ 1,056,200	Local match	\$1,056,200	\$ -	Complete	4/15/2014
Southbridge Rail Yard (Sioux City)	Construct lead track and drop/pull yard	\$ 6,741,980	\$ 3,000,000	Local match	\$176,240	\$ 2,823,760	Project in progress	6/30/2015
Manly Terminal Wind Rail Port (Worth County)	Construct rail spur and loop track	\$ 8,237,468	\$ 3,000,000	Local and private match	\$2,995,911	\$ 4,089	Project in progress	6/30/2015
Lincoln Way Rail Port (Clinton)	Construct lead track	\$ 2,032,300	\$ 443,800	Local match	\$329,518	\$ 114,282	Project in progress	6/30/2015
		\$ 19,124,148	\$ 7,500,000		\$ 4,557,869	\$ 2,942,131		

2010 Passenger Rail Service Revolving Fund (RIIF)

Description of Project	Total Estimated Project Cost	State Share	Other Revenue Sources	State Funds Used	Remaining Obligated Funds	Status of Project	Date Completed or Estimated Completion Date
Support in Development of Intercity Passenger Rail efforts	\$ 500,000	\$499,935.00	None	\$ 499,935.00	\$ -	Completed	4/11/2011
Funding reserved to match FY 2009 Recovery Act award to Iowa DOT for Chicago to Omaha Planning Study	\$ 2,000,000	\$1,016,039.50	Federal Railroad Administration FY 2009 HSIPR award	\$ 1,016,039.50	\$ -	Completed	1/9/2014
Funding reserved to match federal FY 2010 High Speed and Intercity Passenger Rail (HSIPR) award to Iowa DOT for Chicago to Iowa City. Award announced by FRA in October 2010 to Iowa.	\$ 108,600,000	\$1,484,025.50	Federal Railroad Administration FY 2010 HSIPR award	\$ 511,467.40	\$ 972,558.10	In Progress	7/1/2016
TOTAL	\$ 111,100,000	\$ 3,000,000		\$ 2,027,441.90	\$ 972,558.10		

2011 Passenger Rail Service Revolving Fund (funding from Underground Storage Tank Fund)

Description of Project	Total Estimated Project Cost	State Share	Other Revenue Sources	State Funds Used	Remaining Obligated Funds	Status of Project	Date Completed or Estimated Completion Date
Funding reserved to match federal FY 2010 High Speed and Intercity Passenger Rail (HSIPR) award to Iowa DOT for Chicago to Iowa City. Award announced by FRA in October 2010 to Iowa.	\$ 108,600,000	\$ 2,000,000	Federal Railroad Administration FY 2010 HSIPR award	\$ -	\$ 2,000,000	In Progress	7/1/2016
TOTAL	\$ 108,600,000	\$ 2,000,000		\$ -	\$ 2,000,000		

FY 2015 - Rebuild Iowa Infrastructure Fund										
Contract Number	Transit System	Description of Project	Total Estimated Project Cost	State Share	Other Revenue Sources	State Funds Paid to Date	Remaining Balance	Status of Project	Date Completed or Estimated Completion Date	Final Payment
(#16399)	Burlington	Bus depot improvements	\$55,000	\$44,000	Local		\$44,000	Awarded 8-2013	Est. 7/7/2016	
(#16400)	Des Moines	DART Way front office remodel	\$965,000	\$600,000	federal transit funds local funds		\$600,000	Awarded 8-2013	Est. 7/7/2016	
(#16401)	Dubuque	Bus storage facility	\$5,184,568	\$600,000	federal transit funds local funds		\$600,000	Awarded 8-2013	Est. 7/7/2016	
(#16402)	Sioux City	Maintenance, repairs, and improvements for MLK Center	\$280,000	\$208,800	federal transit funds local funds		\$208,800	Awarded 8-2013	Est. 7/7/2016	
		Funds available fore reprogramming		\$47,200			\$47,200			
		GRAND TOTAL		\$1,500,000			\$1,500,000			

FY 2014 - Rebuild Iowa Infrastructure Fund										
Contract Number	Transit System	Description of Project	Total Estimated Project Cost	State Share	Other Revenue Sources	State Funds Paid to Date	Remaining Balance	Status of Project	Date Completed or Estimated Completion Date	Final Payment
15510	Region 5	Construct new vehicle and administration facility	\$433,900	\$347,120	local funds	\$209,939	\$137,181	Awarded 8-2013	Est. 8/14/2015	
15511	Region 9	Purchase and install new generator	\$70,000	\$56,000			\$56,000	Awarded 8-2013	Est. 8/14/2015	
15512	Region 13	Construct wash bay addition	\$202,800	\$162,240		\$162,240	\$0	Project complete	7/27/2014	7/27/2014
15513	Des Moines	Renovate operations office (partial-- see funding from FY10, FY11 and FY13)	\$688,192	\$475,846	federal transit funds local funds	\$38,106	\$437,740	Awarded 8-2013	Est. 8/14/2015	
15513	Des Moines	Rehabilitate maintenance lane	\$45,000	\$36,000	Local funds		\$36,000	Awarded 8-2013	Est. 8/14/2015	
15514	Sioux City	Replace bus wash system	\$300,000	\$240,000		\$179,335	\$60,665	Awarded 8-2013	Est. 8/14/2015	
15514	Sioux City	Rehabilitate roof	\$185,000	\$136,000		\$123,546	\$12,454	Awarded 8-2013	Est. 8/14/2015	
15514	Sioux City	Replace transit operations heating, ventilating, and air conditioning system	\$50,000	\$40,000	federal transit funds local funds	\$40,000	\$0	Awarded 8-2013	5/8/2014	5/8/2014
		Funds available fore reprogramming		\$6,794			\$6,794			
		GRAND TOTAL		\$1,500,000			\$746,834			

FY 2013 - Rebuild Iowa Infrastructure Fund										
Contract Number	Transit System	Description of Project	Total Estimated Project Cost	State Share	Other Revenue Sources	State Funds Paid to Date	Remaining Balance	Status of Project	Date Completed or Estimated Completion Date	Final Payment
14370	Cedar Rapids	Administration facility/garage	\$5,294,251	\$600,000	federal transit funds local funds	\$600,000	\$0	Awarded 7-2012	10/24/2013	10/24/2013
14371	Davenport	Administrative/operations offices (partial--also see funding from FY09, FY10)	\$384,736	\$307,789	Local Funds	\$307,789	\$0	Awarded 7-2012	8/13/2014	8/13/2014
14372	Des Moines	Storage barn portals restoration	\$467,000	\$352,000	federal transit funds local funds	\$352,000	\$0	Awarded 7-2012	11/3/2014	11/3/2014
14373	Des Moines	Fuel delivery system	\$192,500	\$145,000	federal transit funds local funds	\$145,000	\$0	Awarded 7-2012	10/13/2014	10/13/2014
15513	Des Moines	Renovate operations office (partial-- see funding from FY10, FY11 and FY14)	\$137,699	\$95,211		\$95,211	\$0		Est. 8/14/2015	
		GRAND TOTAL		\$1,500,000			\$0			

FY 2012 - Rebuild Iowa Infrastructure Fund										
Contract Number	Transit System	Description of Project	Total Estimated Project Cost	State Share	Other Revenue Sources	State Funds Paid to Date	Remaining Balance	Status of Project	Date Completed or Estimated Completion Date	Final Payment
13415	Ames	Facility renovation	\$792,000	\$600,000	Local Funds	\$600,000	\$0	Awarded 7-2011	11/27/2013	11/27/2013
13416	Cedar Rapids	New facility to replace transit garage and admin. facility	\$3,900,000	\$600,000	local & FEMA	\$600,000	\$0	Awarded 7-2011	5/8/2013	5/8/2013
13417	Des Moines	Storage barn (partial--also see supplemental funding from FY07, FY09, FY10, FY11)	\$63,035	\$35,464	Local Funds	\$35,464	\$0	Project complete	10/31/2014	10/31/2014
13418	Dubuque	Sprinkler replacement	\$16,000	\$12,800	Local Funds	\$5,290	\$7,510	Awarded 7-2011	Est. 1/31/2015	
13418	Dubuque	Roof replacement	\$308,000	\$245,000	Local Funds	\$13,010	\$231,990	Awarded 7-2011	Est. 1/31/2015	
13419	Muscatine	Passenger shelter	\$7,000	\$5,600	Local Funds	\$5,600	\$0	Awarded 7-2011	3/16/2012	3/16/2012
		Funds available fore reprogramming		\$1,136			\$1,136			
		GRAND TOTAL		\$1,500,000			\$239,500			

FY 2011 - I-Jobs Bonding (Revenue Bonds Capitals II)										
Contract Number	Transit System	Description of Project	Total Estimated Project Cost	State Share	Other Revenue Sources	State Funds Paid to Date	Remaining Balance	Status of Project	Date Completed or Estimated Completion Date	Final Payment
12319	Ames Transit Agency (CyRide)	Construct additional bus storage/maintenance areas	\$4,897,614	\$800,000	Federal Transit Funds and Local	\$800,000	\$0	Project complete	11/27/2013	11/27/2013
12320	Des Moines Area Regional Transit	Replace roof over maintenance area	\$500,000	\$381,827	Transit Agency Funds	\$381,827	\$0	Project complete	7/5/2011	7/18/2011
12733	Dubuque	Transfer facility	\$379,211	\$278,214	Transit Agency Funds	\$278,214	\$0	Awarded 1-2011	1/14/2014	1/14/2014
12738	Des Moines	Wash rack rehabilitation	\$30,000	\$24,000	Transit Agency Funds	\$24,000	\$0	Awarded 1-2011	6/7/2012	6/7/2012
12321	Southwest Iowa Transit Agency-SWITA (Region 13)	Construct a vehicle storage facility	\$565,732	\$452,585	Transit Agency Funds	\$452,585	\$0	Awarded 10/2010	6/30/2012	4/4/2011
13417	Des Moines	Storage barn (partial--also see supplemental funding from FY07, FY09, FY10, FY12)	\$22,716	\$18,173	Local Funds	\$18,173	\$0	Project complete	10/31/2014	10/31/2014
15513	Des Moines	Renovate operations office (partial-- see funding from FY10, FY13 and FY14)	\$36,240	\$25,058		\$25,058	\$0		Est. 8/14/2015	
		Funds available fore reprogramming		\$20,143			\$20,143			
		GRAND TOTAL		\$2,000,000			\$20,143			

FY 2010 - RIIF 017 - Rebuild Iowa Infrastructure Fund										
Contract Number	Transit System	Description of Project	Total Estimated Project Cost	State Share	Other Revenue Sources	State Funds Paid to Date	Remaining Balance	Status of Project	Date Completed or Estimated Completion Date	Final Payment
12738	Des Moines	Locker/washroom renovations	\$65,000	\$48,000	Transit Agency Funds	\$48,000	\$0	Awarded 1-2011	6/7/2012	6/7/2012
11760	City of Coralville	Construct bus wash bash and expanded parts storage, etc. for relocated transit maintenance facility (partial -- see also supplemental funding from FY07 and FY09)	\$617,904	\$436,904	Transit Agency Funds	\$436,904	\$0	Awarded 12/2010	2/14/2013	2/14/2013
11761	Des Moines Area Regional Transit	Restoration of masonry structures and upgrade of energy management system at DART facility	\$100,000	\$79,920	Transit Agency Funds	\$79,920	\$0	Project completed	11/1/2010	11/16/2010
11767	Ottumwa Transit Authority	Expand maintenance shop serving OTA and 10-15 regional transit fleets to accommodate more vehicles and provide sufficient headroom to allow use of vehicle hoists	\$235,000	\$188,000	Transit Agency Funds	\$188,000	\$0	Project complete	1/18/2011	1/18/2011
11762	Region 2 Transit - Mason City	Expand/renovate facility shared with Mason City Transit to accommodate dispatch function now required to support direct operation of transit services in Cerro Gordo County by regional system	\$176,000	\$140,800	Transit Agency Funds	\$140,800	\$0	Project complete	12/31/2010	1/24/2011
11764	MIDAS Regional Transit (Region 5) - Ft. Dodge	Construct satellite transit operations and vehicle storage/maintenance facility in Webster City to support MIDAS transit services in Hamilton Co. (partial see also funding in FY09)	\$7,347	\$5,877	Transit Agency Funds	\$5,877	\$0	Awarded 12/09	7/31/2012	7/31/2012
11765	River Bend Transit (Region 9) - Davenport	Expand bus wash portion of River Bend facility to accommodate larger vehicles now being operated	\$130,000	\$67,019	Transit Agency Funds	\$67,019	\$0	Awarded 12/09	11/20/2011	11/26/2011
11766	Southeast Iowa Bus (region 16) - Burlington	Participate in transit share of purchase and remodeling of existing building to house planning commission functions including transit administration and operations	\$296,250	\$125,179	Transit Agency Funds	\$125,179	\$0	Awarded 12/09	6/21/2011	6/21/2011
14371	Davenport	Administrative/operations offices (partial--also see funding from FY09, FY13)	\$139,776	\$111,821	Local Funds	\$111,821	\$0	Project complete	8/13/2014	8/13/2014
12738	Des Moines	Storm water rack and sanitation sewer (see FY11 and supplemental funding from FY09)	\$12,144	\$5,534	Transit Agency Funds	\$5,534	\$0	Awarded 1-2011	2/18/2013	6/19/2013
13417	Des Moines	Storage barn (partial--also see supplemental funding from FY07, FY09, FY11, FY12)	\$46,326	\$37,061	Local Funds	\$37,061	\$0	Project complete	10/31/2014	10/31/2014
15513	Des Moines	Renovate operations office (partial-- see funding from FY11, FY13 and FY14)	\$5,619	\$3,885		\$3,885	\$0		Est. 8/14/2015	
GRAND TOTAL				\$1,250,000			\$0			

FY 2009 - RC3 511 - Health Restricted Capital Bond Fund (Revenue Bonds Capitals)										
Contract Number	Transit System	Description of Project	Total Estimated Project Cost	State Share	Other Revenue Sources	State Funds Paid to Date	Remaining Balance	Status of Project	Date Completed or Estimated Completion Date	Final Payment
10482	CyRide (Ames)	Reconstruction of the steam cleaning area. (Moved to ARRA)	\$640,000	0	Transit Agency Funds	\$0	0	Project switched to ARRA	NA	
10484	City of Davenport	Relocate transit offices (Cancelled 8-9-10)	\$654,000	\$0	Transit Agency Funds	\$0	\$0	Project Cancelled	Est. 6/30/2010	
11760	City of Coralville	Construct bus wash bash and expanded parts storage, etc. for relocated transit maintenance facility (partial -- see also supplemental funding from FY07 and FY10)		\$385,677	FEMA Funds, Transit Agency Funds	\$385,677	\$0	Awarded 12/10	2/14/2013	2/14/2013
10484	River Bend Transit (Region 9) - Davenport	Vehicle storage and wash bays (Moved to ARRA)	\$494,300	0	Transit Agency Funds	\$0	\$0	Project switched to ARRA	NA	
10483	Western Iowa Transit System (Region 12) - Carroll	Construct a vehicle storage addition (partial - see also supplemental funding from FY0	\$85,446	\$68,357	Federal Transit Funds, Transit Agency Funds	\$68,357	\$0	Project complete	8/31/2009	7/23/2009
10968	City of Coralville	Relocate transit office/maintenance facility out of floodway	\$3,643,332	\$880,000	FEMA Funds, Transit Agency Funds	\$880,000	\$0	Awarded 12/10		1/2/2013
11350	CyRide (Ames)	Rehabitate west wall exterior insulation finish system (EIFS) of Cy-Ride maintenance	\$200,000	\$62,577	Transit Agency Funds	\$62,577	\$0	Contract awarded 7/09	5/25/2011	1/5/2011
11764	MIDAS Regional Transit (Region 5) - Ft. Dodge	Construct satellite transit operations and vehicle storage/maintenance facility in Webster City to support MIDAS transit services in Hamilton Co. (partial see also funding in FY10)	\$699,736	\$559,789	Transit Agency Funds	\$559,789	\$0	Awarded 12/09	Est. 12/31/2011	7/31/2012
14371	Davenport	Administrative/operations offices (partial--also see funding from FY10, FY13)	\$10,818	\$8,654	Local Funds	\$8,654	\$0	Project complete	8/13/2014	8/13/2014
12738	Des Moines	Storm water rack and sanitation sewer (see FY10 and FY11)	\$177,300	\$137,523	Transit Agency Funds	\$137,523	\$0	Awarded 1/2011	2/18/2013	6/19/2013
13417	Des Moines	Storage barn (partial--also see supplemental funding from FY07, FY10, FY11, FY12)	\$121,779	\$97,423	Local Funds	\$97,423	\$0	Project complete	10/31/2014	10/31/2014
GRAND TOTAL				\$2,200,000			\$0			

TREASURER OF STATE



Telephone: (515) 281-5368
Fax: (515) 281-7562

Michael L. Fitzgerald
Treasurer of State
Capitol Building
Des Moines, Iowa 50319-0005

E-Mail: treasurer@iowa.gov
Web: www.iowatreasurer.gov

Date: 01/15/2014
To: David Heuton, Legislative Services Agency; Joel Lunde, the Department of Management
From: Jerry Neppel - Division of Soil Conservation & Luke Donahue - Treasurer of State Office
RE: 2014 annual report for appropriations from the Rebuild Iowa Infrastructure Fund and Revenue Bonds Capitals II Fund to the Watershed Improvement Fund

Ladies and Gentlemen:

Please find attached the 2014 year end summary for the Watershed Improvement Fund. The information was provided in conjunction with the Division of Soil Conservation and the Treasurer of State's Office.

Respectfully,

A handwritten signature in cursive script that reads "Stefanie Devin".

Stefanie Devin, Deputy Treasurer

Attachments

The Watershed Improvement Fund and the Watershed Improvement Review Board (WIRB) were created in 2005. This statute is now codified in Iowa Code Chapter 466A. The purpose of the Watershed Improvement Fund is to enhance the water quality in the state through a variety of impairment-based, locally-directed watershed improvement projects. These projects are awarded grants through a competitive application process directed by the WIRB. Appropriations to the Fund do not revert except for the Capital Revenue Bonds II (RCB2) appropriation. Interest earned on the moneys on the Fund are also retained in the Fund and are used to fund projects or pay per diem and expenses of the WIRB members. Starting July 1, 2012, the Fund is also receiving Animal Agriculture Compliance Fund Penalties.

In state fiscal years 2009 (SFY2009) and 2010 (SFY2010), the Watershed Improvement Fund was appropriated \$5,000,000 from the Rebuild Iowa Infrastructure Fund (RIIF). In SFY2011, the Watershed Improvement Fund was appropriated \$2,000,000 from the Revenue Bonds Capitals II Fund (RBC2). No appropriation was received in fiscal year 2012. In SFY 2013, the Watershed Improvement Fund was appropriated \$1,000,000 from the RIIF.

On June 30, 2014, any RBC2 unspent funds reverted. Of the \$2,000,000 of RBC2 funds appropriated to the WIRB, \$477 reverted.

Table 1 lists the projects selected September 12, 2008 and February 27, 2009 by the WIRB utilizing the SFY2009 RIIF appropriation. Table 2 lists the projects selected September 21, 2009 and February 19, 2010 by the WIRB utilizing the SFY2010 RIIF appropriation. Table 3 lists the projects selected July 23, 2010 and November 5, 2010 by the WIRB utilizing the SFY2011 RCB2 appropriation. Additional projects are allocated RBC2 funds when slippage occurs from current RBC2-funded projects. These project numbers are given a suffix 'IJ' to identify them as being funded using RBC2. Table 4 lists the projects selected September 9, 2011 using funds available from interest earned on the account and slippage from previously-funded projects. Table 5 lists the projects selected August 17, 2012 and February 8, 2013 by the WIRB utilizing the SFY2012 RIIF appropriation. Each table includes the project name, a brief description of the project, estimated total cost of the project, RIIF or Revenue Bonds awarded, other revenue sources, RIIF or Revenue Bonds expended, RIIF or Revenue Bonds obligated or encumbered, project status and project completion date.

In 2011, changes were made in the authorizing legislation to allow the WIRB to fund a nutrient mass balance study to be conducted by the Iowa Department of Agriculture and Land Stewardship in cooperation with Iowa State University College of Agriculture and Life Sciences. The WIRB approved \$50,000 at their September 9, 2011 meeting to complete this study. The study was completed with a final cost of \$42,116.23.

Additional information on these projects can be found at:

<http://www.iowaagriculture.gov/IWIRB.asp>

Per 466A.2, a Watershed Improvement Fund is created in the State Treasury, which shall be administered by the Treasurer of State upon the direction of the Watershed Improvement Review Board. At the end of this report is a summary of the Revenues and Expenses related to the Watershed Fund as of December 31, 2014

If you would have any questions related to the information presented please feel free to contact Jerry Neppel with the Division of Soil Conservation @ 515-281-3599 or Luke Donahe with the Treasurer of State @ 515-281-4051.

Table 1. State Fiscal Year 2009 Watershed Improvement Fund Appropriations From RIIF

Project Number	Watershed Name	Project Description	Total Estimated Cost (\$)	RIIF Award (\$)	Other Revenue Sources	RIIF Dispersed (\$)	RIIF Obligated or Spent by Applicant	Project Status	Completion Date
8004-001	Summit Lake	Protect eroding shoreline of lake and install erosion control practices to reduce sediment delivery	\$678,590	\$493,117	Landowners, City of Creston, Natural Resources Conservation Service, Union Soil and Water Conservation District, Union County, Southern Iowa Rural Water, Creston High School, Southwestern Community College	\$493,117	\$493,117	project complete	12/31/2011
8005-002	Silver Lake	Provide incentives to landowners to enroll in the USDA Wetland Reserve Program	\$5,690,560	\$137,025	Clean Water Alliance, Silver Lake Park Improvement Association, Wetland Reserve Program, Pheasants Forever, Dickinson Water Quality Commission, EPA 319, Watershed Protection Program	\$137,025	\$137,025	project complete	12/31/2011
8006-003	East Okoboji Lake	Implement low impact development practices as part of a street improvement project to reduce urban stormwater runoff to East Okoboji Lake	\$3,318,358	\$386,000	Homeowners, Dickinson County, Dickinson Soil and Water Conservation District, Water Quality Commission	\$386,000	\$386,000	project complete	1/31/2012
8008-004	Rathbun Lake	Install sediment control practices in one priority sub watershed of Rathbun Lake Watershed	\$955,552	\$144,753	Landowners, EPA 319, Watershed Protection Fund, Water Protection Fund, Environmental Quality Incentives Program, Rathbun Rural Water Association	\$144,753	\$144,753	project complete	1/31/2012
8009-005	Storm Lake	Install a fish barrier, pumping station and water control structure between Little Storm Lake and Storm Lake to allow improved water level management and management nuisance fish populations	\$400,000	\$200,000	Iowa Department of Natural Resources Lakes Restoration Program, City of Storm Lake	\$200,000	\$200,000	project complete	1/31/2013
8010-006	Camp Creek	Install sediment control practices, dredge Thomas Mitchell Pond and purchase land to apply practices	\$394,279	\$275,514	Polk County Conservation Board, Natural Resources Conservation Service, Iowa Department of Agriculture and Land Stewardship	\$270,930	\$265,090	final report being prepared	12/31/2011
8011-007	Ludlow Creek	Install practices to reduce sediment and animal waste from being delivered to Yellow River	\$1,334,050	\$405,304	Landowners, Wildlife Habitat Incentives Program, Environmental Quality Incentives Program, Natural Resources Conservation Service, Iowa Department of Natural Resources, Citizens for Clean Water, Allamakee Soil and Water Conservation District	\$405,304	\$405,304	project complete	12/31/2011
8012-008	Lake Morris	Improve water quality in Lake Morris through the installation of a variety of best management practices	\$562,500	\$333,973	Landowners, City of Chariton, Chariton Water Department	\$333,973	\$333,973	project complete	12/31/2011
8013-009	Muchakinoock Creek	Reclaim three abandoned mine land sites	\$2,450,000	\$344,217	Iowa Department of Agriculture and Land Stewardship, Pathfinders Resource Conservation and Development	\$344,217	\$344,217	project complete	9/30/2012
8018-010	Walnut Creek	Install sediment control practices in priority areas to reduce sediment delivery to Walnut Creek	\$2,251,920	\$467,905	Landowners, Hungry Canyons Alliance, Pottawattamie Local Option Sales Tax, Environmental Quality Incentives Program, Conservation Reserve Program, EPA 319, Watershed Protection Fund	\$467,905	\$467,905	project complete	6/30/2012
8019-011	Staff and Beaver Creeks	Install a variety of practices to reduce sediment delivery and nutrient transport to Staff and Beaver Creeks	\$1,078,798	\$232,043	Landowners, Environmental Quality Incentives Program, Conservation Reserve Program, Resource Enhancement and Protection Program	\$232,043	\$232,043	project complete	6/30/2012

Table 1 (continued). State Fiscal Year 2009 Watershed Improvement Fund Appropriations From RIF

Project Number	Watershed Name	Project Description	Total Estimated Cost (\$)	RIF Award (\$)	Other Revenue Sources	RIF Dispersed (\$)	RIF Obligated or Spent by Applicant	Project Status	Completion Date
8021-012	Sands Timber	Install sediment control practices to reduce sediment delivery to Sands Timber Lake	\$1,376,426	\$497,928	Landowners, Resource Enhancement and Protection Program, Environmental Quality Incentives Program, Conservation Reserve Program, Taylor County Conservation Board, EPA 319, Watershed Protection Program, Taylor Soil and Water Conservation District	\$497,928	\$497,928	project complete	6/30/2012
8023-013	DMACC Lake	Install a variety of urban stormwater management and stream restoration practices to improve the water quality in DMACC Lake	\$1,721,359	\$500,000	Des Moines Area Community College	\$500,000	\$500,000	project complete	4/30/2012
8024-014	Duck Creek	Install stream buffers and implement an information marketing campaign promoting the value of stream buffers and practices citizens can do to improve water quality in Duck Creek.	\$123,408	\$60,392	River Action Inc, City of Davenport, City of Bettendorf	\$60,392	\$60,392	project complete	12/31/2011
8025-015	Remsen Source Water Protection	Purchase land and seed to native grasses to protect and enhance the source water for the City of Remsen	\$215,385	\$179,440	City of Remsen, Pheasants Forever, Iowa Department of Natural Resources Source Water Protection Program	\$179,440	\$179,440	project complete	4/7/2012
8027-016	Competine Creek	Install a variety of urban and rural practices to improve the water quality in Competine Creek	\$828,350	\$99,537	Landowners, Water Protection Fund, Watershed Protection Fund, Resource Enhancement and Protection Program, Environmental Quality Incentives Program	\$99,537	\$99,537	project complete	6/30/2012
Totals			\$23,379,535	\$4,757,148		\$4,752,564	\$4,746,724		

Table 2. State Fiscal Year 2010 Watershed Improvement Fund Appropriations From RIIF

Project Number	Watershed Name	Project Description	Total Estimated Cost (\$)	RIIF Award (\$)	Other Revenue Sources	RIIF Dispersed (\$)	RIIF Obligated or Spent by Applicant	Project Status	Completion Date
9002-001	Indian Springs Pond Watershed Project	Install a variety of urban and rural practices to reduce sediment and other pollutants from entering Idian Springs Pond.	\$817,540	\$104,672	landowners, Environmental Quality Incentives Program, Waukon Economic Development, City of Waukon, Natural Resources Conservation Service, Iowa Department of Natural Resources, Iowa Department of Transportation, Resources Conservation and Development for Northeast Iowa, Allamakee Soil and Water Conservation District.	\$104,672	\$104,672	project completed	5/31/2013
9005-002	Silver Creek	Install erosion control practices and livestock management practices to reduce sediment, ammonia and bacteria from entering Silver Creek.	\$1,300,100	\$273,233	landowners, Water Protection Fund, Watershed Protection Fund, EPA 319, Conservation Reserve Program, Environmental Quality Incentives Program, Iowa Financial Incentives Program, Landowners, Conservation Reserve Program, Environmental Quality Incentives Program, Division of Soil Conservation	\$273,233	\$273,233	project complete	12/31/2013
9006-003	Bear Creek Watershed	Improve the fishery of Bear Creek by reducing livestock manure, sediment and nutrient loading to the creek using a variety of practices.	\$781,100	\$246,972	landowners, Conservation Reserve Program, Environmental Quality Incentives Program, Division of Soil Conservation	\$246,972	\$246,972	project complete	7/1/2013
9007-004	Upper Buffalo Creek Watershed	Install structural and management practices in the watershed to reduce pollutant loading to Upper Buffalo Creek.	\$1,234,181	\$370,722	landowners, Conservation Reserve Program, Environmental Quality Incentives Program, Natural Resources Conservation Service	\$370,722	\$370,722	project complete	6/30/2014
9008-005	Hewitt Creek Watershed	Install structural and management practices to reduce pollutant loading to Hewitt Creek in order to remove the creek from the impaired waters list.	\$896,007	\$482,035	landowners, Iowa State University, Upper Iowa University, watershed council	\$353,145	\$353,145	final report being prepared	12/31/2014
9009-006	Lost Creek Watershed	Install grade stabilization structures and terraces and management practices to reduce sedimentation of Lost Creek.	\$887,300	\$445,800	landowners, Environmental Quality Incentives Program, Iowa Financial Incentives Program, Conservation Reserve Program	\$299,904	\$299,904	final report being prepared	12/31/2014
9010-007	Hawthorn Lake	Install sediment-reducing structural practices in the watershed, stabilize eroding shoreline and implement in-lake management practices to improve the fishery of Hawthorn Lake.	\$877,000	\$299,650	Lake Restoration Program, Mahaska Soil and Water Conservation District, Department of Natural Resources Fisheries Bureau	\$299,650	\$299,650	project complete	12/31/2013
9011-008	Walnut Creek Watershed	Install various structural and management practices in the watershed to reduce sediment delivery to Walnut Creek and improve the biologic condition of the water.	\$1,714,276	\$145,347	landowners, Environmental Quality Incentives Program, Water Protection Fund, Watershed Protection Fund, EPA 319	\$145,347	\$145,347	project completed	6/30/2013
9012-009	Little River Lake	Reduce sediment and nutrient delivery to Little River Lake to obtain "Fully Supported" status of the lake for aquatic life, reduce potable water treatment costs and restore a viable sport fishery in the lake.	\$1,332,108	\$422,173	landowners; Environmental Quality Incentives Program; Iowa Financial Incentives Program; Conservation Reserve Program; Resource Enhancement and Protection and numerous local, state and federal partners	\$422,173	\$422,173	project complete	12/31/2013
9014-010	Lytle Creek	Install and septic collection and treatment system for the unsewered community of Leisure Lake.	\$3,100,000	\$391,753	Eastern Iowa Regional Utility Service Systems	\$352,578	\$391,753	final report being prepared	12/31/2014
9018-011	Rathbun Lake Watershed	Install sediment-reducing structural practices in targeted areas of five priority subwatersheds to reduce sediment delivery 6,000 tons to Rathbun Lake and its tributaries	\$2,713,610	\$461,986	landowners, Water Protection Fund, Watershed Protection Fund, EPA 319, Natural Resources Conservation Service, Rathbun Regional Water Association	\$327,008	\$327,008	final report being prepared	12/31/2014

Table 2. (continued) State Fiscal Year 2010 Watershed Improvement Fund Appropriations From RIF

Project Number	Watershed Name	Project Description	Total Estimated Cost (\$)	RIF Award (\$)	Other Revenue Sources	RIF Dispersed (\$)	RIF Obligated or Spent by Applicant	Project Status	Completion Date
9020-012	Fox River	Install a variety of structural and management practices on cropland and pastureland to reduce sediment delivery to Fox River.	\$2,031,800	\$493,750	landowners, Watershed Protection Fund, EPA 319, Environmental Quality Incentives Program	\$422,845	\$422,845	final report submitted	12/31/2014
9025-013	Beaver Creek Watershed	Replace a network of concrete stormwater flumes with a series of bioretention structures and other practices to improve water quality and reduce the volume of stormwater runoff in an urbanized watershed.			City of Johnston	\$0	\$0	cancelled 2-22-2011	12/31/2011
9028-014	Tributary B Four Mile Creek	Through stream restoration and the installation of various water quality enhancement practices, decrease the volume of runoff and reduce sediment and nutrient delivery to Tributary B and Four Mile Creek.	\$409,540	\$157,141	City of Ankeny, I-Jobs, Polk Soil and Water Conservation District	\$157,141	\$157,141	project complete	1/26/2012
9029-015	Otter Creek Watershed	Convert six city blocks of impervious streets and sidewalk into a porous paver system. Peak discharge rate will decrease 95% from the area. Infiltrating the runoff will remove pollutants and cool the water before it discharges into the coldwater trout stream of Otter Creek.	\$3,232,245	\$476,216	City of West Union, I-Jobs, Iowa Department of Transportation, Iowa Great Places, Iowa Department of Economic Development, Main Street West Union, Fayette Soil and Water Conservation District	\$476,216	\$476,216	project complete	10/31/2013
9031-016	Duck Creek Watershed	Increase urban stormwater infiltration through the installation of permeable pavement and reduce peak storm discharge from a tributary to Duck Creek.	\$1,696,517	\$400,000	City of Davenport, St. Ambrose University	\$400,000	\$400,000	project complete	7/1/2013
9032-017	Miller Creek Watershed	Install a variety of practices in identified priority areas to reduce sediment delivery and improve the water quality entering Miller Creek.	\$561,000	\$235,536	landowners, Environmental Quality Incentives Program, Iowa Financial Incentives Program, Conservation Reserve Program, Natural Resources Conservation Service, Division of Soil Conservation	\$235,536	\$235,536	project complete	6/30/2014
9033-018	Camp Creek Watershed	Install highly effective practices to targeted high sediment delivery areas in Camp Creek Watershed and maintain the practices using conservation easements.	\$706,000	\$299,114	landowners, Growing Green Communities, Metro Waste Authority, Environmental Quality Incentives Program, Natural Resources Conservation Service	\$299,114	\$299,114	project complete	3/31/2013
Totals			\$24,400,324	\$5,706,100		\$5,177,256	\$5,216,431		

Table 3. State Fiscal Year 2011 Watershed Improvement Fund Appropriations From RBC2

Project Number	Watershed Name	Project Description	Total Estimated Cost (\$)	RBC2 Award (\$)	Other Revenue Sources	RBC2 Dispersed (\$)	RBC2 Obligated or Spent by Applicant	Project Status	Completion Date
9018-011U	Rathbun Lake Watershed	Install sediment-reducing structural practices in targeted areas of five priority subwatersheds to reduce sediment delivery 6,000 tons to Rathbun Lake and its tributaries	\$2,713,610.00	\$29,814	landowners, Water Protection Fund, Watershed Protection Fund, EPA 319, Natural Resources Conservation Service, Rathbun Regional Water Association	\$29,814	\$29,814	project complete	6/30/2014
1003-001	Williamson Pond Watershed	Install sediment control practices to improve the water quality of Williamson Pond.	\$424,750	\$69,450	Landowners, EPA 319, Publicly Owned Lakes Southern Iowa Development and Conservation Authority	\$69,450	\$69,450	project complete	12/31/2013
1004-002	Rathbun Lake Watershed	Construct five (5) large sediment basins in targeted priority areas to reduce sedimentation of Rathbun Lake.	\$380,550	\$98,241	Landowners, EPA 319, Rathbun Regional Water Association	\$98,241	\$98,241	project complete	6/30/2014
1008-003	White Oak Lake Watershed	Construct a wetland immediately upstream of White Oak Lake on the main tributary to trap sediment and nutrients and prevent them from entering the lake.	\$204,950	\$97,119	Mahaska County Conservation Board, EPA 319	\$97,119	\$97,119	project complete	12/31/2012
1009-004	Lost Island Lake Watershed	Improve the water quality of Lost Island Lake through structural and cultural methods.	\$937,000	\$180,000	Palo Alto County, Iowa Department of Natural Resources, Ducks Unlimited, Lost Island Protective Association	\$180,000	\$180,000	project complete	12/31/2011
1010-005	Bloody Run Creek Watershed	Construct a flood detention structure to reduce peak runoff events through a portion of the City of Marquette.	\$713,050	\$200,000	City of Marquette	\$200,000	\$200,000	project complete	12/1/2011
1011-006	Competine Creek Partnership Watershed Project	Install water quality improvement practices in priority areas to reduce sedimentation to Competine Creek by 3,800 tons per year.	\$981,326	\$198,476	Landowners, Watershed Protection Fund, Iowa Financial Incentives Program, Conservation Reserve Program, Environmental Quality Incentive Program, Resource Enhancement and Protection Program, Iowa State University, Southern Iowa Development and Conservation Authority	\$198,476	\$198,476	project complete	12/31/2013
1012-007	Yellow River Headwaters Watershed	Install sediment and manure control structures in priority areas in the watershed to reduce sediment and nutrient loading to Yellow River.	\$1,403,800	\$104,516	Landowners, Watershed Protection Fund, Water Protection Fund, Conservation Reserve Program, Environmental Quality Incentive Program, Natural Resources Conservation Program, Natural Resources Conservation Program, Iowa Financial Incentives Program,	\$104,516	\$104,516	project complete	6/30/2014
1014-008	Walnut Creek Watershed	Construct terraces and grade stabilization structures in priority areas to reduce sediment delivery to Walnut Creek.	\$313,280	\$200,000	Conservation Reserve Program, Pheasants Forever, Natural Resources Conservation Service, IDALS Division of Soil Conservation	\$200,000	\$200,000	project complete	1/31/2014
1015-009	Indian Creek Watershed	Reduce urban stormwater runoff by harvesting and reusing the water as part of the cooling system for a local business.	\$55,000	\$33,000	Business Owner	\$33,000	\$33,000	project complete	3/31/2013
1016-010	Iowa Great Lakes Targeted Watershed Project	Install sediment and water control structures in priority urban and agricultural areas to improve water quality in the Iowa Great Lakes.	\$1,586,247	\$120,114	Landowners, Water Quality Commission, Dickinson SWCD, Iowa Financial Incentives Program, Natural Resources Conservation Service, EPA 319, Lakes Restoration Fund, I-Jobs	\$120,114	\$120,114	project complete	6/30/2014
1017-011	Tuttle Lake Watershed	Develop or restore wetlands and install other practices to reduce nutrient and sediment delivery to Tuttle Lake.	\$490,635	\$118,405	Landowners, Emmet SWCD, Fish and Wildlife Service, Conservation Reserve Program	\$118,405	\$118,405	project complete	12/31/2012
1019-012	Des Moines Middle Watershed	Install a sewage collection and treatment system for the unsewered community of Luther.	\$2,100,000	\$0	I-Jobs, State Revolving Loan Fund	\$0	\$0	project cancelled June 17, 2013	5/31/2014
1022-013	Dry Run Creek Watershed	Install bio-retention cells and a green roof to reduce urban storm water runoff and improve water quality of Dry Run Creek.	\$197,410	\$48,400	University of Northern Iowa, Watershed Protection Fund, EPA 319	\$48,400	\$48,400	project complete	11/30/2013

Table 3. (continued) State Fiscal Year 2011 Watershed Improvement Fund Appropriations From RBC2

Project Number	Watershed Name	Project Description	Total Estimated Cost (\$)	RBC2 Award (\$)	Other Revenue Sources	RBC2 Dispersed (\$)	RBC2 Obligated or Spent by Applicant	Project Status	Completion Date
1119-008U	Lake Icaria Watershed	Install a rock chute wetland and other best management practices to improve water quality of runoff entering Lake Icaria.	\$779,366	\$262,413	Landowners, Iowa Department of Natural Resources	\$262,413	\$262,413	project complete	6/30/2014
1210-007U	Central Park Lake	Improve the water quality of Central Park Lake by making replacing the wastewater treatment system in the park and installing two wetlands.	\$128,216	\$93,456	Jones County Conservation Board, Jones County Supervisors, Jones Soil and Water Conservation District	\$93,456	\$93,456	project complete	6/30/2014
1215-008U	Muchakinock Creek	Install sediment control practices to improve the water quality in Muchakinock Creek.	\$311,126	\$30,950	Landowners, Watershed Protection Fund, Water Protection Fund, Environmental Quality Incentive Program	\$30,950	\$30,950	project complete	1/31/2014
1233-015U	Miller Creek Watershed	Install sediment control practices and improved grazing systems to reduce sediment and nutrient transport.	\$112,804	\$67,802	Landowners, Environmental Quality Incentives Program, Iowa Financial Incentives Program, Conservation Reserve Program, Natural Resources Conservation Service, IDALS-Division of Soil Conservation, Monroe Soil and Water Conservation District	\$67,802	\$67,802	project complete	6/30/2014
1241-018U	Swan Lake Watershed	Wetland enhancement for sediment and nutrient retention.	\$51,440	\$0	Carroll County Conservation Board, Natural Resources Conservation Service	\$0	\$0	project cancelled	6/15/2014
1245-021U	West Tarkio River Watershed	Install sediment control practices on cropland to reduce sediment delivery to West Tarkio River.	\$472,000	\$47,367	Landowners, Environmental Quality Incentives Program, Watershed Protection Fund, Water Protection Fund	\$47,367	\$47,367	project complete	6/30/2014
Totals			\$14,356,560	\$1,999,523		\$1,999,523	\$1,999,523		

Table 4. State Fiscal Year 2012 Watershed Improvement Fund Appropriations**

Project Number	Watershed Name	Project Description	Total Estimated Cost (\$)	Watershed Improvement Fund Award (\$)	Other Revenue Sources	Watershed Improvement Funds Dispersed	Watershed Improvement Funds Obligated or Spent by Applicant	Project Status	Completion Date
1102-001	Twelve Mile Lake Watershed	Purchase land and install a wetland above the lake to trap pollutants.	\$634,600	\$169,925	Creston Water Board, Iowa Department of Natural Resources, Union Soil and Water Conservation District	\$152,993	\$153,269	final report being prepared	12/31/2014
1103-002	Rathbun Lake Watershed	Assist landowners implement best management practices that reduce sediment and phosphorus deliver to Rathbun Lake.	\$856,065	\$125,300	Landowners, EPA 319, Watershed Protection Fund, Water Protection Fund, Natural Resources Conservation Service, Rathbun Rural Water Association	\$50,732	\$50,732	in-progress	2/28/2017
1109-003	Coe Creek Watershed	Purchase land and construct a wetland to remove nitrates from groundwater as part of a Source water Protection Plan for the City of Elliot.	\$238,060	\$166,460	City of Elliot, Griswold Community Schools, Natural Resources Conservation Service, Montgomery County Conservation Board, Pheasant Forever, Montgomery County Board of Supervisors	\$166,460	\$166,460	project complete	12/31/2013
1112-004	Price Creek Watershed	Assist landowners implement best management practices that reduce bacteria loading to Price Creek.	\$632,514	\$102,695	Landowners, EPA 319, Water Protection Fund, Environmental Quality Incentives Program, Conservation Reserve Program	\$35,831	\$35,831	in-progress	2/28/2015
1113-005	Duck Creek Watershed	Construct a stormwater detention basin and associated practices to reduce sediment and reduce downstream flooding.	\$1,358,191	\$263,248	City of Davenport	\$263,248	\$263,248	project complete	12/31/2013
1114-006	Walnut Creek Watershed	Install sediment-reducing practices to improve the water quality of Walnut Creek.	\$538,100	\$335,600	Landowners, Iowa Financial Incentives Program	\$253,768	\$253,768	in-progress	2/15/2015
1118-007	Lake Henriks Watershed	Install best management practices within Lake Henriks watershed.	\$72,460	\$45,862	Howard County Conservation Board	\$45,862	\$45,862	project complete	2/28/2013
1119-008	Lake Icaria Watershed	Install a rock chute wetland and other best management practices to improve water quality of runoff entering Lake Icaria.	\$138,437	\$46,612	Landowners, Iowa Department of Natural Resources	\$46,612	\$46,612	project complete	2/15/2015
	Soil Nutrient Mass Balance Study	Prepare a report assessing soil nutrient mass balance in Iowa.	\$42,116	\$42,116	Iowa Department of Agriculture and Land Stewardship, Iowa State University	\$42,116	\$42,116	project complete	2/28/2013
Totals			\$4,710,543	\$1,297,818		\$1,057,562	\$1,057,898		

** The Watershed Improvement Fund was not appropriated funds in SFY2012. However the projects funded during the fiscal year are from existing funds in the account from interest earned and slippage of funds from completed projects.

Table 5. State Fiscal Year 2013 Watershed Improvement Fund Appropriations From RIIF

Project Number	Watershed Name	Project Description	Total Estimated Cost (\$)	RIIF Award (\$)	Other Revenue Sources	RIIF Dispersed (\$)	RIIF Obligated of Spent by Applicant	Project Status	Completion Date
1201-001	Sands Timber	Install a rock chute wetland structure to trap sediment above the lake.	\$170,500	\$70,500	Taylor County Conservation Board	\$13,000	\$13,000	in-progress	2/15/2014
1202-002	Upper Otter Creek	Establish a sustainable trout population in Otter Creek by implementing an information and education campaign, water monitoring and installing targeted best management practices.	\$358,176	\$100,000	landowners, Fayette Soil and Water Conservation District, Environmental Quality Incentives Program, Iowa Financial Incentives Program, Resource Enhancement and Protection	\$48,404	\$48,404	in-progress	2/28/2015
1204-003	North Fork Maquoketa	Assist landowners voluntarily implement conservation systems that reduce nutrient loss; restore, protect and enhance wetlands; maintain agricultural productivity; improve wildlife habitat, and other objectives.	\$3,901,894	\$99,571	Landowners, Dubuque Soil and Water Conservation District, Mississippi River Basin Initiative	\$57,195	\$57,195	final report submitted	6/30/2015
1206-004	Dry Run Creek	Reduce the connected imperviousness surface in this urban watershed by installing a bioretention cell and treat 2.17 acre-feet of runoff.	\$39,706	\$19,853	University of Northern Iowa, Watershed Protection Program, EPA 319	\$0	\$0	in-progress	12/31/2015
1208-005	North Racoon	Promote the adoption of and help implement best management practices improving water quality through the the Mississippi River Basin Initiative.	\$800,000	\$63,900	Landowners, Mississippi River Basin Initiative	\$50,144	\$50,144	in-progress	2/15/2016
1209-006	Waterloo Creek	Work cooperatively with Minnesota staff on a interstate water resource to implement water quality improvement practices that reduce sediment and bacteria loading to the stream.	\$237,520	\$100,000	Landowners, Environmental Quality Incentives Program, Iowa Department of Natural Resources, Iowa Department of Agriculture and Land Stewardship, Trout Unlimited, Northeast Iowa Resource Conservation and Development	\$28,502	\$28,502	in-progress	2/28/2015
1210-007	Central Park Lake	Improve the water quality of Central Park Lake by making replacing the wastewater treatment system in the park and installing two wetlands.	\$4,382	\$3,194	Jones County County Conservation Board, Jones County Supervisors, Jones Soil and Water Conservation District	\$230	\$230	in-progress	1/31/2016
1214-008	Clear Lake	Purchase a beach cleaning machine and install other practices to reduce bacteria loading to Clear Lake.	\$46,600	\$20,000	Association for the Preservation of Clear Lake, City of Clear Lake, Iowa Department of Natural Resources	\$18,000	\$20,000	final report submitted	1/31/2015
1221-010	Rathbun Lake Watershed	Assist landowners implement best management practices that reduce sediment and phosphorus deliver to Rathbun Lake.	\$912,370	\$97,790	Landowners, EPA 319, Watershed Protection Fund, Water Protection Fund, Natural Resources Conservation Service, Rathbun Rural Water Association	\$47,708	\$47,708	in-progress	2/28/2016
1223-011	South Chequest Creek	Assist landowners install various practices to reduce sediment loading and reduce flood severity to South Chequest Creek.	\$266,198	\$100,000	Landowners, Environmental Quality Incentives Program, Iowa Financial Incentive Program, Southern Iowa Development Conservation Authority	\$50,407	\$50,407	in-progress	4/30/2015
1224-012	Competine Creek	Assist landowners install various practices to reduce sediment loading and reduce flood severity to Competine Creek.	\$875,500	\$100,000	Landowners, Iowa Department of Agriculture and Land Stewardship, Watershed Protection Fund, Environmental Quality Incentives Program	\$16,459	\$16,459	in-progress	6/30/2015
1228-013	Center Lake Watershed	Install infiltration and pollutant reduction practices in an urbanized area within the city of Spirit Lake.	\$636,555	\$100,000	City of Spirit Lake, EPA 319, DNR Lakes Restoration, Water Quality Commission, Center Lake Improvement and Protection Association, Dickinson Soil and Water Conservation District, Natural Resources Conservation Service	\$15,000	\$15,000	in-progress	8/31/2015
1231-014	Twelve Mile Lake Watershed	Install sediment reducing practices in the watershed that reduce sediment and phosphorus delivery to Twelve Mile Lake.	\$273,417	\$97,350	Landowners, Publicly Owned Lakes	\$18,178	\$18,178	in-progress	9/30/2015

Table 5. (continued) State Fiscal Year 2013 Watershed Improvement Fund Appropriations From RIIF

Project Number	Watershed Name	Project Description	Total Estimated Cost (\$)	RIF Award (\$)	Other Revenue Sources	RIF Dispersed (\$)	RIF Obligated or Spent by Applicant	Project Status	Completion Date
1233-015	Miller Creek Watershed	Install sediment control practices and improved grazing systems to reduce sediment and nutrient transport.	\$10,596	\$6,369	Landowners, Environmental Quality Incentives Program, Iowa Financial Incentives Program, Conservation Reserve Program, Natural Resources Conservation Service, IDALS, Division of Soil Conservation, Monroe Soil and Water Conservation District	\$6,369	\$6,369	project complete	6/30/2014
1234-016	Honey Lindsey Dry Run Creeks Watersheds	Provide technical support to help install sediment and nutrient reducing and trapping practices to reduce delivery of these pollutants to these water resources.	\$1,403,162	\$100,000	Landowners, Delaware Soil and Water Conservation District, Mississippi River Basin Initiative, Iowa Department of Natural Resources	\$85,791	\$85,791	in-progress	12/31/2015
1240-017	Little Bear Creek Watershed	Provide technical assistance and install sediment reducing practices on agricultural land and infiltration practices in urban areas to reduce pollutant delivery to Little Bear Creek.	\$258,419	\$99,999	Landowners, homeowners, Poweshiek Soil and Water Conservation District, Environmental Quality Incentives Program, Center For Prairie Studies, Imagine Ginnell, Ginnell College	\$43,175	\$43,175	in-progress	7/31/2015
1241-018	Swan Lake Watershed	Wetland enhancement for sediment and nutrient retention.	\$51,440	\$33,417	Carroll County Conservation Board, Natural Resources Conservation Service	\$33,417	\$33,417	project complete	9/30/2014
1242-019	Lake Meyer Watershed	Reduce sedimentation of Lake Meyer by installing a wetland and other sediment trapping practices.	\$155,668	\$63,570	Winneshek County Conservation Board, Winneshek Soil and Water Conservation District, Natural Resources Conservation District	\$0	\$0	in-progress	9/30/2016
1243-020	Fox River Watershed	Reduce sedimentation in priority areas of the Fox River Watershed.	\$292,000	\$100,000	Landowners, Environmental Quality Incentives Program	\$40,859	\$40,859	in-progress	8/31/2015
1245-021	West Tarkio River Watershed	Install sediment control practices on cropland to reduce sediment delivery to West Tarkio River.	\$472,000	\$52,633	Landowners, Environmental Quality Incentives Program, Watershed Protection Fund, Water Protection Fund	\$0	\$0	in-progress	2/28/2016
1246-022	Middle Buffalo Creek Watershed	Install sediment control practices on cropland to enhance the water quality in Buffalo Creek	\$568,270	\$100,000	Landowners, Environmental Quality Incentives Program, Water Protection Fund, Watershed Protection Fund, Continuous Conservation Reserve Program	\$0	\$0	in-progress	1/31/2016
1248-023	Dry Run Creek Watershed	Protect an Iowa High Quality Water Resource by implementing improved livestock management systems and controlling livestock feedlot runoff.	\$172,350	\$99,750	Landowners, Iowa State University, Luther College	\$5,730	\$5,730	in-progress	1/31/2016
Totals			\$11,900,723	\$1,627,896		\$578,568	\$580,568		

**Watershed Protection Fund
Iowa Infrastructure Account (D81)
Revenue & Expenses
Fiscal Year 2015**

Revenue Collected:

Intra State Transfers	\$	-
Water Protection Refunds	\$	6,752.09
1113-005 Duck Creek Watershed project	\$ 6,752.09	
Animal Agriculture Compliance Fund Penalties		46,163.90
Interest		
June Interest	\$ 1,128.45	
July Interest	1,033.50	
August Interest	1,059.39	
September Interest	1,057.06	
October Interest	795.02	
November Interest	1,348.73	
December Interest	0.00	
January Interest	0.00	
February Interest	0.00	
March Interest	0.00	
April Interest	0.00	
May Interest	0.00	
Total Interest		6,422.15
Total Revenue Collected from July 1, 2014 through December 31, 2014		59,338.14

Expenditures:

Intra State Transfers	-	
WIRB board member per diem cost	-	
Adjusting Entry	(262,412.96)	
Pay Requests Approved by Board	380,923.69	
Total Expenditures from July 1, 2014 through December 31, 2014		118,510.73
Revenue minus Expenditures	\$	(59,172.59)
Fund Balance forward from FY 2014	\$	3,544,570.26
Fund Balance as of December 31, 2014 (FY2015)		\$ 3,485,397.67

Watershed Protection Fund
Revenue Bonds Capitals II Fund (DT4)
Revenue & Expenses
Fiscal Year 2015

Revenue Collected:

Appropriations

Water Protection Refunds

\$ -

Total Revenue Collected from July 1, 2014 through December 31, 2014

-

Expenditures:

Intra State Transfers

-

WIRB board member per diem cost

-

Adjusting Entry

262,412.96

Pay Requests Approved by Board

179,692.95

Total Expenditures from July 1, 2014 through December 31, 2014

442,105.91

Revenue minus Expenditures

\$ (442,105.91)

Fund Balance forward from FY 2014

\$ 442,105.91

Fund Balance as of December 31, 2014 (FY2015)

\$ -

**Watershed Protection Fund
(D70)
Revenue & Expenses
Fiscal Year 2015**

Revenue Collected:

Appropriations		\$	-
Water Protection Refunds		\$	-
	\$	-	-
Total Revenue Collected from July 1, 2014 through December 31, 2014			-

Expenditures:

Intra State Transfers		-	
WIRB board member per diem cost		-	
Pay Requests Approved by Board	<u>122,182.61</u>		
Total Expenditures from July 1, 2014 through December 31, 2014			<u>122,182.61</u>
Revenue minus Expenditures		\$	(122,182.61)
Fund Balance forward from FY 2014		\$	2,963,767.29
Fund Balance as of December 31, 2014 (FY2015)		<u>\$</u>	<u>2,841,584.68</u>

THOMAS V. BARNES
Executive Director

SUSAN K. BARNES
Executive
Secretary/Treasurer

-- E-mail --
tsb@iowafairs.com



Serving Iowa Fairs Since 1907

242 8th Avenue West
Cresco, Iowa 52136

Phone 866.547.FAIR
Fax 563.547.4355

-- Website --
www.iowafairs.com

STATE FUNDING FOR COUNTY FAIRS -- PROJECTS

"2014" = projects completed using state funds allocated in 2014

"2015" = projects scheduled for the upcoming year using state funds allocated in 2015.

SUMMARY FOR 2014

Total received in state funding ----- \$1,060,000.00

Total spent on capital improvements in 2014 by County Fairs ----- \$4,077,735

Average spent per County Fair on capitol improvements in 2014 ----- \$38,836

NOTE: Iowa State Fair not included in this report.

	ADAIR COUNTY		BLACK HAWK COUNTY, NCC
2014	HVAC in 4-H/FFA Center	2014	New wiring and fixtures NCC Pavilion
2015	New wiring in barns	2015	Repair cattle barns
	ADAMS COUNTY		BOONE COUNTY
2014	New horse barn	2014	4-H Food Stand renovation
2015	New Horse arena lighting	2015	New beef building
	ALLAMAKEE COUNTY, WAUKON		BREMER COUNTY
2014	New restroom facility	2014	Purchase Land
2015	Grandstand Improvements	2015	Purchase Land
	ALLAMAKEE COUNTY, POSTVILLE		BUCHANAN COUNTY
2014	New roof on exhibit building	2014	New campground
2015	New roof on exhibit building	2015	Update community building
	APPANOOSE COUNTY		BUENA VISTA COUNTY
2014	HVAC in commercial building	2014	Renovate grandstand
2015	Additional campground spots	2015	Fence fairgrounds
	AUDUBON COUNTY		BUTLER COUNTY
2014	New HVAC in Agri Hall	2014	New entry to fairgrounds
2015	Possible livestock barn improvements	2015	New restroom and ticket booth
	BENTON COUNTY		CALHOUN COUNTY
2014	New grandstand concession	2014	Debt payment on Expo Center
2015	New restroom and shower	2015	Debt payment on Expo Center
	BLACK HAWK COUNTY, 4-H/FFA		CARROLL COUNTY
2014	Roof repairs to Barger Building	2014	Debt payment on grandstand and cattle barn
2015	New milking parlor	2015	Debt payment on grandstand and cattle barn

	CASS COUNTY		DES MOINES COUNTY
2014	New sound system for grounds	2014	Deposit in improvement fund
2015	Air conditioning in food stand	2015	Deposit in improvement fund
	CEDAR COUNTY		DICKINSON COUNTY
2014	Floral Hall updates	2014	Debt payment on storage building
2015	Cattle barn updates	2015	Debt payment on storage building
	CERRO GORDO COUNTY		DUBUQUE COUNTY
2014	New front entrance	2014	New HVAC in commercial building
2015	New lighting in All Seasons Building	2015	New lighting in Ballroom
	CHEROKEE COUNTY		EMMET COUNTY
2014	New show arena	2014	Renovate horse barn
2015	Remodel 4-H Building	2015	Renovate hog and beef barn
	CHEROKEE COUNTY, MARCUS		FAYETTE COUNTY
2014	New roof on Quonset	2014	New beef barn
2015	Purchase land	2015	New roof on floral hall
	CHICKASAW COUNTY		FLOYD COUNTY
2014	New concession stand in grandstand	2014	New electrical service to fairgrounds
2015	New commercial building with office and restrooms	2015	New officials tower to show arena
	CLARKE COUNTY		FRANKLIN COUNTY
2014	New storage and concession building	2014	Show arena renovation
2015	New ventilation in livestock barns	2015	New building on Grandfather's Farm
	CLAY COUNTY		FREMONT COUNTY
2014	Renovation of historic 'Gate A'	2014	New horse arena
2015	Replace ticket booths	2015	Renovation of McElroy Building
	CLAYTON COUNTY		GREENE COUNTY
2014	Repairs to commercial hall	2014	Deposit in building fund for hog and swine barn
2015	Officials tower for pull track	2015	New Hog and swine barn
	CLINTON COUNTY		GRUNDY COUNTY
2014	Roof on beef barn	2014	New exhibit building
2015	Electrical upgrades to grounds	2015	Payment on exhibit building
	CRAWFORD COUNTY		GUTHRIE COUNTY
2014	New show arena	2014	New community building
2015	New 4-H Building	2015	Debt payment on community building
	DALLAS COUNTY		HAMILTON COUNTY
2014	Renovate community building	2014	Renovation of sheep and hog barn
2015	Renovate community building	2015	Renovation of poultry barn
	DAVIS COUNTY		HANCOCK COUNTY
2014	New junior livestock pavilion	2014	Air conditioning in Three Season Building
2015	Debt payment on livestock pavilion	2015	New restrooms in Three Season Building
	DECATUR COUNTY		HARDIN COUNTY
2014	Wiring and ventilation for show arena	2014	New lights in community building
2015	New electrical in cattle barns and fairgrounds	2015	Renovate hog barn
	DELAWARE COUNTY		HARRISON COUNTY
2014	Upgrade electrical to fairgrounds	2014	Crowd control fencing
2015	New roof on concession stand	2015	Grandstand concession stand

SUMMARY OF STATE FUNDING continued ...

	HENRY COUNTY		LINN COUNTY
2014	Show ring and 4-H Exhibit Building improvements	2014	New community building
2015	New meeting building with kitchen	2015	New picnic pavilion
	HOWARD COUNTY		LOUISA COUNTY
2014	New grandstand concession	2014	New electrical service to fairgrounds
2015	New swine production facility	2015	Grandstand improvements
	HUMBOLDT COUNTY		LUCAS COUNTY
2014	Debt payment on horse barn	2014	New campground
2015	New water lines to fairgrounds	2015	New electrical to four livestock buildings
	IDA COUNTY		LYON COUNTY
2014	Debt payment on new fair office	2014	Electrical upgrade to horse arena
2015	New well for fairgrounds	2015	New poultry barn
	IOWA COUNTY		MADISON COUNTY
2014	New hoop building	2014	Renovation of community building
2015	New commercial building	2015	Renovation of community building
	JACKSON COUNTY		MAHASKA COUNTY
2014	New shower and restroom facility	2014	Livestock pavilion improvements
2015	New 4-H Building	2015	New horse arena
	JASPER COUNTY		MARION COUNTY
2014	New roof on exhibit building	2014	Ventilation in livestock buildings
2015	New roof on exhibit building	2015	Ventilation in livestock buildings
	JEFFERSON COUNTY		MARSHALL COUNTY
2014	New activity building	2014	New lights for outdoor arena
2015	Debt payment on activity building	2015	Security upgrades to fairgrounds
	JOHNSON COUNTY		MILLS COUNTY
2014	New horse arena	2014	New petting zoo building
2015	New commercial building	2015	Miscellaneous livestock building improvements
	JONES COUNTY, Monticello		MITCHELL COUNTY
2014	New livestock wash rack area	2014	New horse barn
2015	Improvements to office	2015	New horse barn
	JONES COUNTY, Wyoming		MONONA COUNTY
2014	Floral hall renovation phase I	2014	New bleachers for arena
2015	Debt payment on Legion Building	2015	New multipurpose building
	KEOKUK COUNTY, SIGOURNEY		MONROE COUNTY
2014	Debt payment on new Extension Office building	2014	Renovation of food stand and livestock barn
2015	Debt payment on new Extension Office building	2015	Renovate 4-H Building restrooms
	KEOKUK COUNTY, WHAT CHEER		MONTGOMERY COUNTY
2014	Improvements to exhibit building	2014	New commercial exhibit building.
2015	Improvements to exhibit building	2015	Debt payment on new exhibit building
	KOSSUTH COUNTY		MUSCATINE COUNTY
2014	Floral Hall roof	2014	Historical preservation of swine building
2015	Floral Hall Roof	2015	Historical preservation of swine building
	LEE COUNTY		O'BRIEN COUNTY
2014	Building fund for new grandstand	2014	Swine barn improvements
2015	Building fund for new grandstand	2015	New campground

SUMMARY OF STATE FUNDING continued ...

	OSCEOLA COUNTY		TAMA COUNTY
2014	New restrooms in FFA food stand	2014	New roof on swine building
2015	Improvements to lunch stand	2015	New roof on swine building
	PAGE COUNTY		TAYLOR COUNTY
2014	New bleachers for arena	2014	Upgrade entrances to fairgrounds
2015	New bleachers for arena	2015	New shower/restroom building
	PALO ALTO COUNTY		UNION COUNTY
2014	Deposit in building fund for water line replacement	2014	4-H Building improvements
2015	Deposit in building fund for water line replacement	2015	New outdoor shelter building
	PLYMOUTH COUNTY		VAN BUREN COUNTY
2014	New roof on 4-H Building	2014	Renovate show barn
2015	Remodel '76 Hall'	2015	Renovate sheep barn
	POCAHONTAS COUNTY		WAPELLO COUNTY
2014	Renovate food stand	2014	Rebuilding horse barn
2015	New grounds P/A system	2015	Campground
	POLK COUNTY 4-H/FFA		WARREN COUNTY
2014	Install ventilation in swine barn	2014	Free stage improvements
2015	Sheep and swine barn improvements	2015	New seating in north grandstand
	POTTAWATTAMIE COUNTY, AVOCA		WASHINGTON COUNTY
2014	New water line to fairgrounds	2014	New youth pavilion
2015	New siding on exhibit building	2015	New youth pavilion
	POTTAWATTAMIE COUNTY, WESTFAIR		WAYNE COUNTY
2014	New roof on show arena	2014	Renovate events center building
2015	Debt payment on arena	2015	Debt payment on events center building
	POWESHIEK COUNTY		WEBSTER COUNTY
2014	Sheep barn improvements	2014	New staging and lighting for auditorium
2015	New floor in exhibit building	2015	Auditorium addition
	RINGGOLD COUNTY		WINNEBAGO COUNTY
2014	New bleachers for grandstand	2014	New seating for grandstand
2015	Remodel fair office	2015	New restroom and concession building
	SAC COUNTY		WINNESHIEK COUNTY
2014	Hog barn remodel	2014	New stage
2015	Rabbit/Poultry barn remodel	2015	New poultry and rabbit shelter
	SCOTT COUNTY		WOODBURY COUNTY
2014	Addition on new exhibit building	2014	Electrical upgrades to several buildings
2015	Debt payment	2015	Expanding camping facility
	SHELBY COUNTY		WORTH COUNTY
2014	Debt payment on new show arena	2014	New grandstand
2015	4-H Building improvements	2015	New grandstand
	SIOUX COUNTY		WRIGHT COUNTY
2014	Sheep and hog barn improvements.	2014	New livestock building & show arena
2015	Debt payment	2015	Debt payment on livestock building & show arena
	STORY COUNTY		
2014	Phase 1 community building preservation		
2015	Phase 2 community building preservation		

ASSOCIATION OF IOWA FAIRS

SERVING THE IOWA FAIR INDUSTRY SINCE 1907

www.iowafairs.com

ECONOMIC IMPACT of COUNTY & REGIONAL FAIRS

On the STATE of IOWA in 2014

Currently, there are 106 State, County and Regional Fairs in Iowa. 100 are actual "county fairs", 5 are community fairs and 4-H/FFA Achievement Shows, and one is the Iowa State Fair. (Note: this report does not include the Iowa State Fair, only county and regional fairs).

The primary focus of a Fair in Iowa revolves around the youth, furthering their education in their project areas, and providing an event that highlights the youth and their projects. Equally of importance is a Fair's focus on the history and culture of the community that the Fair serves. The following is taken from a mission statement of a county fair in Iowa. It summarizes the mission of all Iowa Fairs.

"The primary focus of the county fair is to, first and foremost, serve as a showcase of the talents of the youth of the community by providing a means of education, exhibit and competition of the various livestock and non-livestock projects the youth are involved in. The Society will also use the county fair to highlight the heritage of the community, and its ties to agriculture, industry, and businesses that are the backbone of the community."

While the focus of an Iowa Fair is the youth, all Fairs have a major economic impact on their community and the entire State of Iowa. For most all communities with Fairs, the Fair week is the largest activity of their community. A Fair can draw visitors from a wide area, bringing much needed tourism dollars into the communities.

- Total reported attendance at the 105 County and Regional Fairs in 2014 was **2,314,859 persons, on par with 2013.**
- Total statewide economic impact realized from the 105 County & Regional Fairs in 2014 was **\$272,749,112, on par with 2013.**
 - Not included in this figure economic impact realized from the sales of goods and services by local commercial exhibitors and businesses at the County Fairs. Most Fairs do not require this information from their commercial exhibitors, and therefore it is not available to the AIF.

4-H and FFA Youth involvement at County and Regional Fairs in 2014

- For livestock projects, 17,189 youth entered 75,035 livestock projects.
 - Youth livestock exhibitors were up 7% over 2013, and livestock exhibits were up 7% over 2013.
- For non-livestock projects, 16,081 youth entered 69,610 projects.
 - Youth non-livestock exhibitors were on par with 2013, and non-livestock exhibits were on par with 2013.
- A total of \$490,222 was paid to youth in premiums earned in 4-H/FFA competitions, up slightly over 2013.

Open Class involvement at County and Regional Fairs in 2014

- For livestock projects, 4,481 persons (up 5% over 2013) entered 12,591 livestock (up 10% over 2013) in open shows.
- For culinary, flowers, textiles, crafts, etc areas, 13,569 persons (on par with 2013) entered 62,394 exhibits (on par with 2013).
- A total of \$363,418 was paid as premiums earned in open class competitions, up 32% over 2013.

Capitol Improvements to County Fairgrounds

- In 2014 total state aid paid to all County and Regional Fairs totaled \$1,060,000 (or an average of \$10,095 per qualified Fair.). A total of \$4,077,735 was spent by the Fairs for capitol improvements on their fairgrounds in 2014.
- For every \$1 in state appropriation to the Fairs, an additional \$3.08 was invested in capitol improvements by the Fairs.
- This results in another \$28,544,145 in state wide economic impact resulting from improvements to county fairgrounds, starting with the state investment of \$1,060,000 in the county fairgrounds for 2014.
- Capitol improvements to county fairgrounds over the past 4 years totaled \$16,158,408. Total statewide economic impact over the past 4 years from capitol improvements to county fairgrounds is \$113,108,856.

As seen by these figures, County and Regional Fairs are very much an important part of their communities and the State of Iowa. Not only do the Fairs serve the youth of Iowa, but also they have a significant economic impact on their communities and the State. Another interesting fact regarding County Fairs is that volunteers play a major role in the operation of a County Fair, and the related non-fair activated held on the fairgrounds across Iowa. The reason the County and Regional Fairs in Iowa are so successful is a direct result of the efforts their volunteers, as the thousands of volunteer hours given to the Fairs in Iowa every year. In short, a Fair is a community coming together to provide their youth and their families with an event that highlights their community, which in turn has a significant economic impact on their community. Multiply this by the 105 County and Regional Fairs, and the State of Iowa itself benefits significantly from the success of its County Fairs.

This report compiled from data included in the Yearly Summary Report that all Fairs are required to file with the Association, pursuant to the Code of Iowa. Economic impact dollars are calculated according to accepted guidelines.

ASSOCIATION OF IOWA FAIRS -----2014 SURVEY SUMMARY OF COUNTY FAIRS IN IOWA

The following statistics are taken from the 2014 Financial Report that all Fairs are required to file with the Association.

The figures include all county fairs in Iowa (*not included is the Iowa State Fair*). Also included are figures from the 2012 and 2013 reports, for comparison. Please note that the averages are taken only from fairs that have activity in the particular area. For example some fairs do not participate in open class livestock shows, so these fairs are not included in calculating the averages.

Report compiled 12/01/2014

Note: 48 Fairs have open class livestock competitions – 89 fairs have open class arts, crafts, horticulture and culinary competitions

AREA	2012	2013	2014	AVERAGE FOR 2014	AREA	2012	2013	2014	AVERAGE FOR 2014
ATTENDANCE	2,299,800	2,330,321	2,314,859	22,047	4-H/FFA TOTAL PREMIUMS	\$542,645	\$489,443	\$490,222	\$4,669
FAIR INCOME	\$19,192,280	\$18,003,823	\$20,074,570	\$191,186	4-H/FFA LIVESTOCK ENTRIES	75,043	70,426	75,035	715
NON-FAIR INCOME	\$19,763,582	\$17,251,203	\$17,118,794	\$163,036	4-H/FFA LIVESTOCK EXHIBITORS	16,772	16,117	17,189	164
COUNTY AID	\$2,381,378	\$2,619,943	\$2,636,518	\$25,110	4-H/FFA BUILDING EXHIBITS	75,178	70,940	69,610	663
FAIR EXPENSES	\$17,169,017	\$17,815,518	\$19,273,473	\$183,557	4-H/FFA BUILDING EXHIBITORS	16,431	16,117	16,081	153
NON-FAIR EXPENSE	\$15,904,058	\$15,733,849	\$14,799,105	\$140,944	OPEN CLASS TOTAL PREMIUMS	\$274,690	\$363,418	\$357,732	\$4,020
MONEY BORROWED	\$984,215	\$1,273,228	\$1,211,251	\$11,536	OPEN CLASS LIVESTOCK ENTRIES	10,191	11,145	12,591	262
PAYMENT TO DEBT	\$955,723	\$1,184,173	\$1,427,839	\$13,598	OPEN CLASS LIVESTOCK EXHIBITORS	3,816	4,210	4,481	93
CURRENT DEBT	\$4,296,426	\$4,450,773	\$4,227,313	\$40,260	OPEN CLASS OTHER EXHIBITS	65,128	63,388	62,394	702
CAPITOL IMPROVEMENTS	\$3,617,371	\$5,385,688	\$4,077,735	\$38,836	OPEN CLASS OTHER EXHIBITORS	13,346	13,715	13,569	153

**DEPARTMENT OF VETERANS AFFAIRS
AND
IOWA VETERANS HOME**

**Iowa Veterans Home
Endowment for Iowa's Health Restricted Capitals Fund (RC2) (Tobacco Settlement) – 0942
Infrastructure Status Report through December 31, 2014 of FY15**

Project Name and Description:

Dack Dayroom Expansion – FAI Project 19-031, DAS Project 5660.00

The Iowa Veterans Home Dack Care Building currently houses 168 nursing care residents on three floors. The updated and enlarged dayrooms now provide sufficient space to accommodate all recreational and dining activities for the residents that reside in the Dack Building. The former space on each floor was 900 sq. ft., so the new square footage added an additional 1,057 sq. ft. to each floor.

All Revenue Sources Being Used to Fund the Project:

\$ 1,149,860 – HF 2782 – (RC2) (tobacco fund) – 0942

\$6,200,000 Total Appropriation

\$ 4,328 – Other Revenues – Memorial Funds

\$ 6,350 – Other Revenues – 671-V03-0001 – IVH Operating Budget

\$ 1,160,538 Total State Funds used

\$ 2,141,901 - Total Federal Funds received from the U.S. Department of Veterans Affairs State Home Construction Grant Program

\$ 3,302,439 Total Resources

Total Estimated Project Cost:

\$3,302,439 (\$2,141,901 federally funded and \$1,160,538 state funded)

NOTE: Federal government matches up to 65% of the total project if within budget category. Grant requires a 35% state match. Expenditure categories in excess of original budget are funded by the state.

Obligated Funds through December 31, 2014 (See page 14 for the breakdowns):

\$3,302,439 for total project (state share is \$1,160,538)

Expended Funds through December 31, 2014 (See page 14 for the breakdowns):

\$3,302,439 for total project (state share is \$1,160,538)

Estimated Completion Date:

The Dack Dayroom Expansion Project has been completed. The dayrooms opened to residents and staff on August 19, 2011. All bills were paid and federal revenue collected by the end of FY12.

Progress of Work:

The Iowa Veterans Home received the final federal payment on August 30, 2012. Project is closed.

**Iowa Veterans Home
Endowment for Iowa's Health Restricted Capitals Fund (RC2) (Tobacco Settlement) – 0942
Rebuild Iowa Infrastructure Fund (RIIF) – 0017
Infrastructure Status Report through December 31, 2014 of FY15**

Project Name and Description:

Master Plan, Phase 1 – FAI Project 19-032, DAS Project 5661.01

Construct two new single story facilities, which include a 120-bed nursing home (Ulery Building) and a 60-bed nursing home (Fox Building). The new facilities are occupied by residents from the Dack, Sheeler and Malloy Buildings.

All Revenue Sources Being Used to Fund the Projects:

\$ 5,050,140 – HF 2782 (RC2) (Tobacco Fund) – 0942

\$6,200,000 Total Appropriation

\$ 6,208,528 – HF 2734 – Iowa Veterans Home carry forward

\$ 2,467,296 – HF 909 – Iowa Veterans Home carry forward

(\$4,039,945 total carry forward)

\$ 532,000 – HF 911 – RIIF Appropriation (FY 2008 RIIF Appropriations Act)

\$ 200,000 – SF 2432 – DAS Appropriation for project management services

\$ 1,073,839 – Other Revenues – 671-V03-0001 – IVH Operating Budget

\$ 15,531,803 Total State Funds used

\$ 28,748,599 Total Federal Funds received from the U.S. Department of Veterans Affairs State Home Construction Grant Program

\$ 44,280,402 Total Resources

Total Estimated Project Cost:

\$44,280,402 (\$28,748,599 federal and \$15,531,803 state funded)

NOTE: Federal government matches up to 65% of the total project if within budget category. Grant requires a 35% state match. Expenditure categories in excess of original budget are funded by the state.

Obligated Funds through December 31, 2014 (See page 15 for the breakdowns)

\$44,280,402 for total project (state share is \$15,531,803)

Expended Funds through December 31, 2014 (See page 15 for the breakdowns)

\$44,280,402 for total project (state share is \$15,531,803)

Estimated Completion Date:

Both the 120-bed nursing home (Ulery Building) and the 60-bed nursing home (Fox Building) are completed. The buildings were occupied by residents in February and March of 2012.

Progress of Work:

The Iowa Veterans Home received the final federal payment on January 13, 2014. Project is closed.

**Iowa Veterans Home
Infrastructure Status Report through December 31, 2014 of FY15**

Project Name and Description:

State Projects – Misc – 100% State Funded:

Canteen Renovation – DAS Project 5672.00

In fiscal year 2011, the Iowa Veterans Home contracted for design work to enlarge and modernize our Canteen to meet future resident, family and employees' needs. Our Canteen is presently located in the Malloy Building. Construction documents were produced by the design team with no further work being performed until financing is secured.

All Revenue Sources Being Used to Fund the Project:

\$ 27,163 – HF 909 – Iowa Veterans Home carry forward
(\$4,039,945 total carry forward)

\$ 27,163 Total Resources – 100 % State Funds

Total Estimated Project Cost:

\$27,163 – 100% State funds were used for the design phase

Obligated Funds through December 31, 2014 (See page 16 for the breakdowns):

\$27,163 – 100% State funds

Expended Funds through December 31, 2014 (See page 16 for the breakdowns):

\$27,163 – 100% State funds

Estimated Completion Date:

The Canteen Renovation Project was used only for the design phase of this project. Some of the design concept was used when the Canteen was remodeled by our own IVH staff. The project was completed in November 2014.

Progress of Work:

The Canteen Renovation Project was used only for the design phase of this project. Project is closed.

**Iowa Veterans Home
Infrastructure Status Report through December 31, 2014 of FY15**

**Project Name and Description:
Safety Projects**

The Iowa Veterans Home combined four life safety projects as one grant request to the federal VA in April 2014. The project was approved on April 11, 2014 and notified there is funding available on December 23, 2014. The following narratives describe the original scope and intent of the projects.

Fire Dampers – FAI Project 19-042, DAS Project 8731.00, Sub-Unit 31

The Iowa Veterans Home is out of compliance with the National Fire Protection Association codes and is requesting funds to replace 93 dampers.

Nurse Call – FAI Project 19-042, DAS Project 8764.00, Sub-Unit 30

Project will replace current system with a new simplified and standardized system that will facilitate familiarity and competency by staff and increase reliability and safety for the residents.

Pagers – FAI Project 19-042, DAS Project 8765.00, Sub-Unit 33

Project updates a 30-year old campus-wide communication system with overhead paging for emergency declarations and everyday announcements.

Security Cameras – FAI Project 19-042, DAS Project (currently, not assigned), Sub-Unit 32

The Iowa Veterans Home is seeking to replace the current security cameras with a campus-wide system.

All Revenue Sources Being Used to Fund the Project:

\$ 451,420 – HF 909 – Iowa Veterans Home carry forward
((\$4,039,945 total carry forward)

\$ 451,420 Total State Funds used

\$ 838,351 Total Federal Funds expected to be received from the U.S. Department of Veterans Affairs State Home Construction Grant Program

\$ 1,289,771 Total Resources

Total Estimated Project Cost:

\$1,289,771 (\$838,351 federally funded and \$451,420 state funded)

NOTE: Federal government matches up to 65% of the total project if within budget category. Grant requires a 35% state match. Expenditure categories in excess of original budget are funded by the state.

Obligated Funds through December 31, 2014 (See page 17 for the breakdowns):

\$1,289,771 for total project (state share is \$451,420)

**Iowa Veterans Home
Infrastructure Status Report through December 31, 2014 of FY15**

(Continue Safety Projects)

Expended Funds through December 31, 2014 (See page 17 for the breakdowns):

\$ 243,995 – 100% state funds used. Once federal grant is awarded, we will request 65% federal match.

NOTE: Currently, this project has not been funded at the federal level. State match (35% of total project) is required in order to be eligible for federal funding consideration (65% of total project).

Estimated Completion Date:

IVH is ranked 15th on the Federal VA Fiscal Year 2015 Priority List. IVH has been notified that grant funds are available but cannot be processed for grant award until all application requirements are VA approved. IVH is in the process of completing these requirements.

Progress of Work:

The Iowa Department of Administrative Services is responsible for the project design and construction management oversight.

The dampers are 100% complete. The pagers are 95% completed with substantial completion estimated at January 16, 2015. The nurse call system is 80% complete with substantial completion estimated at February 9, 2015. The security camera project has not begun but the RFP process will start approximately June 2015 with substantial completion estimated at December 31, 2015.

**Iowa Veterans Home
Revenue Bonds Capitals Fund (RBC) – 0433
Infrastructure Status Report through December 31, 2014 of FY15**

Project Name and Description:

Master Plan, Phases 2 – 4

Phases 2-4 were permanently suspended in fiscal year 2011 and these projects were removed from the federal State Home Construction Grant Program list for funding consideration. The following narratives describe the original scope and intent of the projects.

Phase 2 – FAI Project 19-036

Original project was to construct a new single story 60-bed nursing home. This project was discontinued.

Phase 3 – FAI Project 19-034

Original project was to replace/renovate the Loftus Building to be a new main entrance for the Iowa Veterans Home. This project was discontinued.

Phase 4 – FAI Project 19-035

Original project involved the demolition of Heinz Hall and replace the building with a new single story 60-bed nursing home. This project was discontinued

NOTE: Some of the remaining I-JOBS state funds available were re-allocated to the 72-Bed Community Living Center (FAI 19-039) and the Dack & Malloy Buildings Renovation (FAI 19-040).

All Revenue Sources Being Used to Fund the Phase 2 – 4 Projects:

\$ 22,555,329 – Original appropriation (I-JOBS) – Revenue Bonds Capitals Fund (RBC) – 0433
 \$(7,795,984) – Re-allocated for the 72-Bed Community Living Center
 \$(12,837,255) – Re-allocated for the Dack & Malloy Buildings Renovation
 \$ 1,922,090 Revenue Bonds Capitals Funds used for Phases 2 – 4 (I-JOBS)
 \$ 441,615 – Other Revenues – 671-V03-0001 – IVH Operating Budget
 \$ 2,363,705 Total State Funds used

\$ 0 Total Federal Funds requested from the U.S. Department of Veterans Affairs
 (Projects were withdrawn for consideration)

\$ 2,363,705 Total Resources – 100% State funds

Total Estimated Project Cost:

The total costs incurred for the construction projects were \$2,363,705 broken down as follows:

Phase 2 – \$1,003,080 – 100% State funds

Phase 3 – \$1,261,221 – 100% State funds

Phase 4 – \$ 99,404 – 100% State funds

\$2,363,705

NOTE: Withdrew Phase 2, 3 and 4 projects from federal VA, so no federal funding available.

**Iowa Veterans Home
Revenue Bonds Capitals Fund (RBC) – 0433
Infrastructure Status Report through December 31, 2014 of FY15**

(Continue Phases 2 – 4)

Obligated Funds through December 31, 2014 (See pages 18 - 20 for the breakdowns)

Phase 2 – \$1,003,080 – 100% State funds
Phase 3 – \$1,261,221 – 100% State funds
Phase 4 – \$ 99,404 – 100% State funds
\$2,363,705

NOTE: Withdrew Phase 2, 3 and 4 projects from federal VA, so no federal funding available.

Expended Funds through December 31, 2014 (See pages 18 - 20 for the breakdowns)

Phase 2 – \$1,003,080 – 100% State funds
Phase 3 – \$1,261,221 – 100% State funds
Phase 4 – \$ 99,404 – 100% State funds
\$2,363,705

NOTE: Withdrew Phase 2, 3 and 4 projects from federal VA, so no federal funding available.

Estimated Completion Date:

Not Applicable

Progress of Work:

Phases 2-4 were permanently discontinued in fiscal year 2011 and these projects were withdrawn from the federal State Home Construction Grant Program list for funding consideration. Costs were incurred to create construction documents for Phases 2 and 3 and design meetings were held for Phase 4 prior to all projects being discontinued.

**Iowa Veterans Home
Revenue Bonds Capitals Fund (RBC) – 0433
Infrastructure Status Report through December 31, 2014 of FY15**

Project Name and Description:

72-Bed Community Living Center – FAI Project 19-039, DAS Project 5674.00

The Iowa Veterans Home 72-Bed Community Living Center will feature six 12-bed households each with their own living and activity centers, access to an exterior landscaped patio and nursing support areas. Resident's private studio has a bathroom with roll-in wheelchair shower, an alcove sleeping area, defined social interaction space, adequate closet hanging, and four-drawer storage area.

These 12-bed households are organized with three households sharing a bathing tub suite, neighborhood dining room for 36 residents, and central nursing area having visibility into all three households.

The central core area of the community living center has a state of the art stand-alone kitchen serving the two dining areas, a barber/beauty suite, administrative areas, entry vestibule and reception area.

All Revenue Sources Being Used to Fund the Project:

\$ 358,970 – Total State Funds Available – SF376 – Revenue Bonds Capitals Fund (RBC) – 0433

\$ 358,970 Total State Funds used

\$ 0 – Total Federal Funds requested from the U.S. Department of Veterans Affairs
(Project was withdrawn for consideration)

\$ 358,970 Total Resources – 100% State funds

Total Estimated Project Cost:

\$ 358,970 – 100% State funds

NOTE: Withdrew project from federal VA – no federal funding available.

Obligated Funds through December 31, 2014 (See page 21 for the breakdowns):

\$ 358,970 – 100% State funds

NOTE: Withdrew project from federal VA – no federal funding available.

Expended Funds through December 31, 2014 (See page 21 for the breakdowns):

\$ 358,970 – 100% State funds

NOTE: Withdrew project from federal VA – no federal funding available.

Estimated Completion Date:

Not Applicable

Progress of Work:

The 72-Bed Community Living Center Project was discontinued and withdrawn from the federal State Home Construction Grant Program list for funding consideration on May 21, 2014. Costs were incurred to create design documents prior to the project being discontinued.

**Iowa Veterans Home
Revenue Bonds Capitals Fund (RBC) – 0433
Infrastructure Status Report through December 31, 2014 of FY15**

Project Name and Description:

Dack & Malloy Buildings Renovation – FAI Project 19-040, DAS Project 5675.00

The Iowa Veterans Home Dack & Malloy Buildings Renovation Project will be a total renovation of all existing resident semi-private rooms into private rooms in these two buildings. Each resident room will include its own modernized bathroom with wheelchair accessible roll-in shower, sleeping alcove, and designated social interaction area. These renovated resident rooms will also include new wall, floor and ceiling finishes as well as new cabinetry.

The renovation will also include mechanical, electrical, and plumbing upgrades and the removal and replacement of exterior windows for the 2nd through 4th floors. In addition, the existing data center that supports the entire campus network will be moved to a more secure and environmentally controlled conditioned space in the Dack Building.

All Revenue Sources Being Used to Fund the Project:

\$ 12,837,255 – Total State Funds Available – SF376 – Revenue Bonds Capitals Fund (RBC) – 0433

\$ 23,840,617 – Total Federal Funds expected to be received from the U.S. Department of Veterans Affairs State Home Construction Grant Program

\$ 36,677,872 Total Resources

Total Estimated Project Cost:

\$36,677,872 (\$23,840,617 federally funded and \$12,837,255 state funded)

NOTE: Federal government matches up to 65% of the total project if within budget category. Grant requires a 35% state match. Expenditure categories in excess of original budget are funded by the state.

Obligated Funds through December 31, 2014 (See page 22 for the breakdowns):

\$36,677,872 for total project (state share is \$12,837,255)

Expended Funds through December 31, 2014 (See page 22 for the breakdowns):

\$ 21,913,455 for total project (state share is \$7,669,709)

Estimated Completion Date:

The project is estimated to be substantially complete by June 1, 2016.

Progress of Work:

The Iowa Department of Administrative Services is responsible for the project design and construction management oversight.

The Dack & Malloy Buildings Renovation Project must relocate residents to another building location during renovations. In order to have room space available, this project is divided into three phases where only a portion of the residents are moved at a time. Phase 1 is the remodel of the north tower of Malloy and was substantially complete in May 2014. Phase 2 is the remodel of the south tower of Malloy and substantial completion is estimated to be April 2015. Phase 3 is the remodel of Dack and is projected to have substantial completion date of June 1, 2016.

**Iowa Veterans Home
Rebuild Iowa Infrastructure Fund (RIIF) – 0017
Infrastructure Status Report through December 31, 2014 of FY15**

Project Name and Description:

Transportation Facility and Emergency Generators – FAI Project 19-038, DAS Project 8616.00 & 8617.00

IVH is required to convert the two existing generators to assure the facility maintains emergency power with generators that meet the EPA guidelines 40 CFR Part 63 Subpart ZZZZ in reference to NESHAP (National Emission Standards for Hazardous Air Pollutants) for RICE (Reciprocating Internal Combustion Engines). In addition, the project includes installing a new fuel line from the storage tanks to the two existing and two newly installed emergency generators (paid for with Master Plan Phase 1 project funds).

Transportation is important to our nursing home facility as many of the residents are transported to doctors' appointments, the VA hospital for medically necessary procedures and to recreational activities. By constructing a transportation building, passenger vehicles including our two buses will be maintained and secured during times of non-use and inclement weather. The completion of this project will assure that an appropriate vehicle will be available at all times to respond to the residents' needs. The federal State Home Construction Grant Program requires that each project must exceed \$400,000 to be considered for funding consideration. Adding the transportation building to the generator project leverages federal funding up to 65% of the total project cost.

All Revenue Sources Being Used to Fund the Project:

\$ 250,000 – HF 648 (Rebuild Iowa Infrastructure), amended in SF 2316 to include construction of a transportation facility

\$ 35,161 – HF 909 – Iowa Veterans Home carry forward
(\$4,039,945 total carry forward)

\$ 285,161 Total State Funds used

\$ 529,584 – Total Federal Funds received from the U.S. Department of Veterans Affairs State Home Construction Grant Program

\$ 814,745 Total Resources

Total Estimated Project Cost:

\$814,745 (\$529,584 federally funded and \$285,161 state funded)

NOTE: Federal government matches up to 65% of the total project if within budget category. Grant requires a 35% state match. Expenditure categories in excess of original budgets are funded by the state.

Obligated Funds through December 31, 2014 (See page 23 for the breakdowns)

\$814,745 for total project (state share is \$285,161)

Expended Funds through December 31, 2014 (See page 23 for the breakdowns)

\$764,903 for total project (state share is \$267,716)

Estimated Completion Date:

The generators were substantially complete by June 12, 2013. The transportation facility was substantially complete by January 21, 2014. The Iowa Veterans Home estimates closing out the project by the end of February 2015.

**Iowa Veterans Home
Rebuild Iowa Infrastructure Fund (RIIF) – 0017
Infrastructure Status Report through December 31, 2014 of FY15**

(Continue Transportation Facility and Emergency Generators)

Progress of Work:

The Iowa Department of Administrative Services is responsible for the project design and construction management oversight of the Transportation Facility.

The generators are 100% complete and the Transportation Facility is approximately 98% complete.

**Iowa Veterans Home
Rebuild Iowa Infrastructure Fund (RIIF) – 0017
Infrastructure Status Report through December 31, 2014 of FY15**

Project Name and Description:

Boilers & Steam Distribution Upgrade – FAI Project 19-041

The Iowa Veterans Home will replace one of our boilers that is 40-years old with a smaller, more efficient unit, as well as retrofit/update existing controls on two other boilers, and upgrade and insulate the steam distribution system and conduct asbestos abatement before removal of the steam piping.

All Revenue Sources Being Used to Fund the Project:

\$ 975,919 – Total State Funds Available – SF 2316 – Rebuild Iowa Infrastructure – 0017

\$ (658,542) – Anticipated to be returned to RIIF

\$ 317,377 Total State Funds used

\$ 589,414 – Total Federal Funds received from the U.S. Department of Veterans Affairs State Home Construction Grant Program

\$ 906,791 Total Resources

NOTE: The State of Iowa appropriated 100% of the grant amount (\$975,919) to proceed with the project. Bids came in lower. When the final federal funds are reimbursed in January 2016 and the project is considered completed, the remaining funds of \$658,542 will be returned to the Rebuild Iowa Infrastructure Fund.

Total Estimated Project Cost:

\$906,791 (\$589,414 federally funded and \$317,377 state funded)

Obligated Funds through December 31, 2014 (See page 24 for the breakdowns)

\$906,791 for total project (state share is \$317,377). IVH will return federal match of \$658,542 to Rebuild Iowa Infrastructure Fund.

Expended Funds through December 31, 2014 (See page 24 for the breakdowns)

\$906,791 for total project (state share is \$317,377)

Estimated Completion Date:

The Boiler Project was substantially complete by May 1, 2014.

Progress of Work:

The Iowa Veterans Home will submit the final federal reimbursement request of \$4,853 in the middle of January 2016. Once we receive the outstanding drawdown, the project will be closed.

**Dack Dayroom Expansion
FAI 19-030 - DAS 5660.00**

	Projected Total Obligated Project Costs	Projected State Obligated Project Costs	Total Expended Project Costs	Expended State Share (35%)
Administrative	\$ 150,606	\$ 52,712	\$ 150,606	\$ 52,712
Architect	\$ 309,156	\$ 112,889	\$ 309,156	\$ 112,889
General Contractor	\$ 2,590,486	\$ 906,670	\$ 2,590,486	\$ 906,670
Other Contractual	\$ 79,509	\$ 27,828	\$ 79,509	\$ 27,828
Equipment/Misc.	\$ 172,682	\$ 60,439	\$ 172,682	\$ 60,439
	\$ 3,302,439	\$ 1,160,538	\$ 3,302,439	\$ 1,160,538

Funding Source	Appropriation Bill	Approp/CF	Other Revenues	Federal Draws	Total Revenues
672-07V-0942-007V	HF 2782 *	\$ 1,149,860	\$ 6,350	\$ 2,141,901	\$ 3,291,761
671-V03-0001 - IVH Operating Budget Memorial		\$	\$ 4,328	\$	\$ 6,350
		\$ 1,149,860	\$ 10,678	\$ 2,141,901	\$ 3,302,439

* More than 35% state due to fed lines being maxed and more expenses than is covered by federal funds

Master Plan Phase 1: Construct 60-Bed Fox Building & 120-Bed Ulery Building

FAI 19-032 - DAS 5661.01

Infrastructure State Page 337

	Projected Total Obligated Project Costs	Projected Federal Share	Projected State Obligated Project Costs*	Total Expended Project Costs	Expended State Share (35%)*
Administrative	\$ 875,145	\$ 568,844	\$ 306,301	\$ 875,145	\$ 306,301
Architect	\$ 3,154,484	\$ 2,050,415	\$ 1,104,069	\$ 3,154,484	\$ 1,104,069
General Contractor	\$ 35,581,621	\$ 23,110,140	\$ 12,471,481	\$ 35,581,621	\$ 12,471,481
Other Contractual	\$ 1,615,772	\$ 1,036,892	\$ 578,880	\$ 1,615,772	\$ 578,880
Equipment	\$ 3,053,380	\$ 1,982,308	\$ 1,071,072	\$ 3,053,380	\$ 1,071,072
	\$ 44,280,402	\$ 28,748,599	\$ 15,531,803	\$ 44,280,402	\$ 15,531,803

Funding Source	Appropriation Bill	Approp/CF	Other Revenues	Federal Draws	Total Revenues
672-07V-0942-008V	HF 2782	\$ 5,050,140		\$ 28,748,599	\$ 33,798,739
672-07V-0942-008V	HF 2734	\$ 6,208,528			\$ 6,208,528
672-07V-0942-008V	HF 909*	\$ 2,467,296			\$ 2,467,296
672-8V1-0017-8V11	HF 911	\$ 532,000			\$ 532,000
DAS Approp	SF 2432	\$ 200,000	\$ 1,073,839		\$ 200,000
671-V03-0001 - IVH Operating Budget					\$ 1,073,839
		\$ 14,457,964	\$ 1,073,839	\$ 28,748,599	\$ 44,280,402

*More than 35% state due to fed lines being maxed and more expenses than is covered by federal funds

Canteen Renovation -100% State Funded

	Total Obligated Project Costs	State Obligated Project Costs (100%)	Total Expended Project Costs	Expended State Share (100%)
Administrative	\$ 4,863	\$ 4,863	\$ 4,863	\$ 4,863
Architect	\$ 22,300	\$ 22,300	\$ 22,300	\$ 22,300
	<u>\$ 27,163</u>	<u>\$ 27,163</u>	<u>\$ 27,163</u>	<u>\$ 27,163</u>

Funding Source	Appropriation Bill	Approp/CF	Other Revenues	Federal Draws	Total Revenues
672-07V-0942-010V	HF 909	\$ 27,163	\$ -	\$ -	\$ 27,163
		<u>\$ 27,163</u>	<u>\$ -</u>	<u>\$ -</u>	<u>\$ 27,163</u>

Safety Projects - Dampers/Nurse Call/Pagers/Security Cameras
FAI 19-042--DAS 8731.00 Sub Unit 31/8764.00 Sub Unit 30/8765.00 Sub Unit 33/ XXXX.00 Sub Unit 32

	Projected Total Obligated Costs	Projected Federal Share	Projected State Obligated Project Costs	Total Expended Project Costs	Expended State Share (100%)
Administrative	\$ 4,925	\$ 3,201	\$ 1,723	\$ 4,924	\$ 4,924
Other Budgeted	\$ 1,010,061	\$ 656,539	\$ 353,522	\$ -	\$ -
Contracted Construction	\$ 274,785	\$ 178,611	\$ 90,552	\$ 239,071	\$ 239,071
	\$ 1,289,771	\$ 838,351	\$ 451,420	\$ 243,995	\$ 243,995

Funding Source	Appropriation Bill	Approp/CF	Other Revenues	Federal Draws	Total Revenues
672-07V-0942-042V	HF 909	\$ 451,420			\$ 451,420
Federal draw estimated to receive			\$	\$ 838,351	\$ 838,351
		\$ 451,420	\$ -	\$ 838,351	\$ 1,289,771

NOTE: Only state funds have been used to date (grant from the Federal VA has not been awarded yet).

**IVH Master Plan Phase 2 - Pavilion 2
FAI 19-036 - DAS 5661.08**

Infrastructure Status Report Page 340

	Total Obligated Projected Costs	State Obligated Projected Costs (100%)	Total Expended Project Costs	Expended State Share (100%)
Administrative	\$ 57,265	\$ 57,265	\$ 57,265	\$ 57,265
Architect - Contracted	\$ 926,465	\$ 926,465	\$ 926,465	\$ 926,465
Other Contractual	\$ 19,350	\$ 19,350	\$ 19,350	\$ 19,350
	\$ 1,003,080	\$ 1,003,080	\$ 1,003,080	\$ 1,003,080

Funding Source	Appropriation Bill	Approp/CF	Other Revenues	V03 Revenues	Total Revenues
672-91V-0433-9V32	SF 376	\$ 677,981	\$	\$	\$ 677,981
671-V03-0001 - IVH Operating Budget			\$	\$ 325,099	\$ 325,099
		\$ 677,981	\$ -	\$ 325,099	\$ 1,003,080

NOTE: Project has been discontinued

**Master Plan Phase 3 - New Main Entry & Remodel Sheeler & Loftus Buildings
FAI 19-034 - DAS 5661.09**

	Total Obligated Projected	State Obligated Projected	Total Expended	Expended State
Administrative	\$ 67,226	\$ 67,226	\$ 67,226	\$ 67,226
Architect	\$ 1,167,902	\$ 1,167,902	\$ 1,167,902	\$ 1,167,902
Other Contractual	\$ 26,093	\$ 26,093	\$ 26,093	\$ 26,093
	\$ 1,261,221	\$ 1,261,221	\$ 1,261,221	\$ 1,261,221

Funding Source	Appropriation Bill	Approp/CF	Other Revenues	V03 Revenues	Total Revenues
672-91V-0433-9V33	SF 376	\$ 1,205,635			\$ 1,205,635
671-V03-0001 - IVH Operating Budget			\$ 55,586	\$ 55,586	\$ 55,586
		\$ 1,205,635	\$ 55,586	\$ 55,586	\$ 1,261,221

NOTE: Project has been discontinued

**Master Plan Phase 4 - Pavilion 3
FAI 19-035 - DAS 5661.10**

	Total Obligated Projected Costs	State Obligated Projected Costs (100%)	Total Expended Project Costs	Expended State Share (100%)
Administrative	\$ 16,664	\$ 16,664	\$ 16,664	\$ 16,664
Architect	\$ 74,215	\$ 74,215	\$ 74,215	\$ 74,215
Other Contractual - 5661.07	\$ 8,525	\$ 8,525	\$ 8,525	\$ 8,525
	\$ 99,404	\$ 99,404	\$ 99,404	\$ 99,404

Funding Source	Appropriation Bill	Approp/CF	Other Revenues	V03 Revenues	Total Revenues
672-91V-0433-9V33	SF 376	\$ 38,474		\$ 60,930	\$ 38,474
671-V03-0001 - IVH Operating Budget				\$ 60,930	\$ 60,930
		\$ 38,474	\$ -	\$ 60,930	\$ 99,404

NOTE: Project has been discontinued

**72-Bed Community Living Center
FAI 19-039 - DAS 5674.00**

	Total Obligated Projected Costs	State Obligated Project Costs (100%)	Total Expended Project Costs	Expended State Share (100%)
Administrative	\$ 10,295	\$ 10,295	\$ 10,295	\$ 10,295
Architect	\$ 239,605	\$ 239,605	\$ 239,605	\$ 239,605
Other Budgeted	\$ 8,000	\$ 8,000	\$ 8,000	\$ 8,000
Contracted Construction	\$ 101,070	\$ 101,070	\$ 101,070	\$ 101,070
Equipment/Misc.	\$ -	\$ -	\$ -	\$ -
	\$ 358,970	\$ 358,970	\$ 358,970	\$ 358,970

Funding Source	Appropriation Bill SF 376	Approp/CF	Other Revenues	Federal Draws	Total Revenues
672-91V-0433-9V39	\$	\$ 358,970	\$ -	\$ -	\$ 358,970
	\$	\$ 358,970	\$ -	\$ -	\$ 358,970

NOTE: Project discontinued May 2014

Dack & Malloy Buildings Renovation
FA# 19-040 - DAS 5675.00

Infrastructure State of 44

	Projected Total Obligated Costs	Projected Federal Share	Projected State Obligated Project Costs	Total Expended Project Costs	Expended State Share (35%)
Administrative	\$ 78,607	\$ 51,095	\$ 27,512	\$ 78,607	\$ 27,512
Architect	\$ 2,766,752	\$ 1,798,388	\$ 968,364	\$ 2,275,838	\$ 796,543
Other Contractual	\$ 341,415	\$ 221,920	\$ 119,495	\$ 165,265	\$ 57,843
Other Budgeted	\$ 1,203,194	\$ 782,076	\$ 421,118	\$ -	\$ -
Contracted Construction	\$ 31,007,063	\$ 20,154,591	\$ 10,852,472	\$ 18,597,235	\$ 6,509,032
Equipment/Misc.	\$ 1,280,841	\$ 832,547	\$ 448,294	\$ 796,510	\$ 278,779
	\$ 36,677,872	\$ 23,840,617	\$ 12,837,255	\$ 21,913,455	\$ 7,669,709

Funding Source	Appropriation Bill	Approp/CF	Other Revenues	Federal Draws	Total Revenues
672-91V-0433-9V40	SF 376	\$ 12,837,255	\$ -	\$ 13,589,847	\$ 26,427,102
672-91V-0433-9V40 FOR DEC14 not rec'd until JAN15			\$ -	\$ 653,899	\$ 653,899
Federal draw estimated to receive in future months			\$ -	\$ 9,596,871	\$ 9,596,871
		\$ 12,837,255	\$ -	\$ 23,840,617	\$ 36,677,872

**Transportation Facility & Generators
 FAI 19-038 - DAS 8616.00 & DAS 8617.00**

ALL

	Projected Total Obligated Costs	Projected Federal Share	Projected State Obligated Project Costs	Total Expended Costs	Expended State Share (35%)
Administrative	\$ 12,242	\$ 7,957	\$ 4,285	\$ 12,242	\$ 4,285
Architect	\$ 54,738	\$ 35,918	\$ 19,341	\$ 54,738	\$ 19,158
Other Contractual	\$ 11,900	\$ 7,735	\$ 4,165	\$ 11,900	\$ 4,165
Other Budgeted	\$ 40,942	\$ 26,274	\$ 14,147	\$ -	\$ -
Contracted Construction	\$ 694,923	\$ 451,700	\$ 243,223	\$ 686,023	\$ 240,108
	\$ 814,745	\$ 529,584	\$ 285,161	\$ 764,903	\$ 267,716

Funding Source	Appropriation Bill	Approp/CF	Other Revenues	Federal Draws	Total Revenues
672-10V-0017-100V	HF648	\$ 250,000	\$ -	\$ 497,187	\$ 747,187
672-07V-0942-011V	HF909	\$ 35,161	\$ -	\$ 32,397	\$ 35,161
Federal draw remaining to be received		\$ 285,161	\$ -	\$ 529,584	\$ 32,397.00
					\$ 814,745

Boilers

FA 19-041 - DAS 8661.00

	Projected Total Obligated Costs	Projected Federal Share	Projected State Obligated Project Costs	Total Expended Costs	Expended State Share (35%)
Administrative	\$ 7,903	\$ 5,137	\$ 2,766	\$ 7,903	\$ 2,766
Architect	\$ 63,527	\$ 41,293	\$ 22,235	\$ 63,527	\$ 22,235
Contracted Construction	\$ 835,361	\$ 542,984	\$ 292,376	\$ 835,361	\$ 292,376
	\$ 906,791	\$ 589,414	\$ 317,377	\$ 906,791	\$ 317,377

**Funding
Source**

672-10V-0017-101V

Federal draw remaining to be received
To be returned to RIIIF

Appropriation Bill	Approp/CF	Other Revenues	Federal Draws	Total Revenues
SF2316	\$ 317,377	\$ -	\$ 584,561	\$ 901,938
	\$ 658,542	\$ -	\$ 4,853	\$ 4,853
	\$ 975,919	\$ -	\$ 589,414	\$ 906,791

Projected submitted with 100% state share of \$975,919 with bids coming in at lower. Final project costs of \$906,791.45 so returning \$658,541.55 to RIIIF

APPENDIX A

**INFRASTRUCTURE TRACKING FOR STATUS REPORTS
ACTUAL FY 2010 THROUGH ESTIMATED FY 2015**

Transportation, Infrastructure, and Capitals

Other Funds

	Actual FY 2010 <u>(1)</u>	Actual FY 2011 <u>(2)</u>	Actual FY 2012 <u>(3)</u>	Actual FY 2013 <u>(4)</u>	Actual FY 2014 <u>(5)</u>	Estimated FY 2015 <u>(6)</u>
<u>Administrative Services, Dept. of</u>						
Administrative Services						
Capitol Shuttle - RIF	\$ 200,000	\$ 125,000	\$ 0	\$ 0	\$ 0	\$ 0
I/3 RFP for Human Resources Module - RIF	-200,000	0	0	0	0	0
Mercy Capital Hospital Operations - RIF	500,000	1,082,300	0	0	0	0
DAS Distribution Account - RIF	3,700,000	3,700,000	0	0	0	0
Total Administrative Services, Dept. of	\$ 4,200,000	\$ 4,907,300	\$ 0	\$ 0	\$ 0	\$ 0
<u>Administrative Services - Capitals</u>						
Administrative Services - Capitals						
Capitol Interior/Exterior Repairs - RIF	\$ 5,000,000	\$ 0	\$ 0	\$ 0	\$ 0	\$ 0
Cap Comp Elect Dist Upgrade - RIF	850,000	0	0	0	0	0
Major Maintenance-VIF	0	-18	0	0	0	0
Terrace Hill Maintenance - RIF	769,543	0	0	0	0	0
Major Maintenance - RCF	195,484	0	0	0	0	0
DHS Toledo Palmer Cottage - RIF	0	0	0	500,000	0	0
Central Energy Plant/Facilities Mgmt - RIF	623,000	0	0	0	0	0
Hoover Building HVAC Improve - RIF	1,500,000	0	0	0	0	0
Major Maintenance - RBC	0	3,000,000	0	0	0	0
Lucas Bldg SOS Office Security - RIF	0	0	45,000	0	0	0
Historical Building Repairs - RIF	0	0	1,200,000	0	0	0
Major Maintenance - RIF	0	0	0	10,250,000	3,800,000	14,000,000
Major Maintenance - RBC	0	0	500,000	0	0	0
Major Maintenance - RBC2	0	0	2,020,000	0	0	0
Major Maintenance (CHIP) - RIF	0	0	0	0	11,310,648	0
Routine Maintenance - RIF	3,000,000	0	0	0	0	0
Wallace Building Renovation - RIF	1,500,000	0	0	0	0	0
ITE Pooled Technology - TRF	2,037,184	3,793,654	1,643,728	0	0	0
Total Administrative Services - Capitals	\$ 15,475,211	\$ 6,793,636	\$ 5,408,728	\$ 10,750,000	\$ 15,110,648	\$ 14,000,000

Transportation, Infrastructure, and Capitals

Other Funds

	Actual FY 2010 <u>(1)</u>	Actual FY 2011 <u>(2)</u>	Actual FY 2012 <u>(3)</u>	Actual FY 2013 <u>(4)</u>	Actual FY 2014 <u>(5)</u>	Estimated FY 2015 <u>(6)</u>
<u>Agriculture and Land Stewardship</u>						
Agriculture and Land Stewardship						
Soil Conservation Cost Share - RBC	\$ 11,500,000	\$ 1,000,000	\$ 0	\$ 0	\$ 0	\$ 0
WIRB Administration - RIIF	0	50,000	0	0	0	0
Soil Conservation Cost Share - RBC2	0	5,950,000	0	0	0	0
Cons Reserve Enhancement Prog - RBC2	0	2,500,000	0	0	0	0
Ag Drainage Wells - RIIF	0	0	0	1,000,000	0	0
Conservation Reserve Enhance - EFF	1,500,000	1,500,000	1,000,000	1,000,000	1,000,000	1,000,000
Watershed Protection Fund - EFF	2,550,000	1,500,000	900,000	900,000	900,000	900,000
Farm Management Demo - EFF	800,000	750,000	625,000	625,000	625,000	625,000
Soil & Water Conservation - EFF	0	1,751,600	2,000,000	2,550,000	2,550,000	2,550,000
Conservation Reserve Prog - EFF	1,500,000	1,300,000	1,000,000	1,000,000	1,000,000	1,000,000
So. Iowa Conservation & Dev - EFF	300,000	250,000	0	0	0	0
Cost Share - EFF	7,000,000	1,050,000	6,300,000	6,650,000	6,650,000	6,750,000
Agricultural Drainage Wells - EFF	1,500,000	1,250,000	0	550,000	0	0
Iowa FFA Foundation - EFF	0	0	25,000	0	0	0
Local Food & Farm Program - EFF	0	0	75,000	0	0	0
Loess Hills - EFF	600,000	500,000	475,000	525,000	525,000	600,000
Total Agriculture and Land Stewardship	\$ 27,250,000	\$ 19,351,600	\$ 12,400,000	\$ 14,800,000	\$ 13,250,000	\$ 13,425,000
<u>Blind Capitals, Dept. for the</u>						
Dept. for the Blind Capitals						
Replace Air Handlers and Improvements - RIIF	\$ 0	\$ 0	\$ 1,065,674	\$ 0	\$ 0	\$ 0
Newsline Service - RIIF	0	20,000	0	0	0	0
Total Blind Capitals, Dept. for the	\$ 0	\$ 20,000	\$ 1,065,674	\$ 0	\$ 0	\$ 0
<u>Chief Information Officer, Office of the</u>						
Chief Information Officer, Office of the						
IT Consolidation - TRF	\$ 0	\$ 0	\$ 0	\$ 0	\$ 0	\$ 7,728,189
Total Chief Information Officer, Office of the	\$ 0	\$ 0	\$ 0	\$ 0	\$ 0	\$ 7,728,189
<u>Corrections, Dept. of</u>						
Central Office						
Iowa Corrections Offender Network - TRF	\$ 500,000	\$ 500,000	\$ 500,000	\$ 500,000	\$ 0	\$ 0
Total Corrections, Dept. of	\$ 500,000	\$ 500,000	\$ 500,000	\$ 500,000	\$ 0	\$ 0

Transportation, Infrastructure, and Capitals

Other Funds

	Actual FY 2010 <u>(1)</u>	Actual FY 2011 <u>(2)</u>	Actual FY 2012 <u>(3)</u>	Actual FY 2013 <u>(4)</u>	Actual FY 2014 <u>(5)</u>	Estimated FY 2015 <u>(6)</u>
<u>Corrections Capital</u>						
Corrections Capital						
CBC 5th Security Barrier Perimeter - RBC	\$ 0	\$ 1,000,000	\$ 0	\$ 0	\$ 0	\$ 0
Radio Communications Upgrades - TRF	0	0	0	3,500,000	0	0
Newton Hot Water Loop Repair - RIIF	0	0	0	425,000	0	0
ISP Electrical Lease - RIIF	-27,764	0	0	0	0	0
Fort Madison FFE and Construction Costs - RC2	0	0	0	2,000,000	0	0
Fort Madison Construction and FFE Costs - RIIF	0	0	5,155,077	16,269,124	3,000,000	0
CBC Des Moines Expansion - RIIF	-103,346	0	0	0	0	0
Construction Project Management - RIIF	1,750,000	322,500	4,500,000	1,000,000	200,000	0
CBC 5th Des Moines Expansion - RBC	-13,100,000	0	0	0	0	0
Mitchellville Prison Expansion - RBC	0	0	4,430,952	0	0	0
Mitchellville Construction and FFE Costs - RIIF	0	0	14,761,556	14,170,062	15,569,040	0
Construction Project Management - RBC	0	2,200,000	0	0	0	0
CBCs Opening Costs Equipment - RBC	0	1,519,048	0	0	0	0
Total Corrections Capital	\$ -11,481,110	\$ 5,041,548	\$ 28,847,585	\$ 37,364,186	\$ 18,769,040	\$ 0
<u>Cultural Affairs, Dept. of</u>						
Cultural Affairs, Dept. of						
Groat Museum District Oral History Exhibit - TRF	\$ 486,250	\$ 0	\$ 0	\$ 150,000	\$ 129,450	\$ 500,000
Historic Preservation - RIIF	1,000,000	0	0	0	0	0
Kimball Organ Restoration - RIIF	-25,000	0	0	0	0	0
Great Places Infrastructure Grants - RIIF	1,900,000	0	1,000,000	1,000,000	1,000,000	1,000,000
Battle Flags - RIIF	0	60,000	0	0	0	0
25th Anniversary Museum Renovation - RIIF	0	0	0	1,450,000	1,000,000	0
Community Cultural Grants - RIIF	200,000	0	0	0	0	0
Historic Site Maintenance - RIIF	0	40,000	0	0	0	0
Civil War Sesquicentennial - RIIF	350,000	0	0	0	0	0
Total Cultural Affairs, Dept. of	\$ 3,911,250	\$ 100,000	\$ 1,000,000	\$ 2,600,000	\$ 2,129,450	\$ 1,500,000
<u>Cultural Affairs Capital</u>						
Cultural Affairs Capital						
Great Places Infrastructure Grants - RBC	\$ 0	\$ 2,000,000	\$ 0	\$ 0	\$ 0	\$ 0
Total Cultural Affairs Capital	\$ 0	\$ 2,000,000	\$ 0	\$ 0	\$ 0	\$ 0

Transportation, Infrastructure, and Capitals

Other Funds

	Actual FY 2010 (1)	Actual FY 2011 (2)	Actual FY 2012 (3)	Actual FY 2013 (4)	Actual FY 2014 (5)	Estimated FY 2015 (6)
<u>Economic Development Authority</u>						
Economic Development Authority						
Workforce Training and Economic Dev - RIF	\$ 2,000,000	\$ 2,000,000	\$ 0	\$ 0	\$ 0	\$ 0
ACE Vertical Infrastructure - RBC2	0	5,500,000	0	0	0	0
ACE Infrastructure Comm Colleges	0	0	5,000,000	0	0	0
AAU Jr. Olympics Summer 2009 - RIF	200,000	0	0	0	0	0
City of Seymour Asbestos Demolition - RIF	50,000	0	0	0	0	0
Warren Co Econ Dev Bldg - RIF	100,000	0	0	0	0	0
City of Muscatine Fire Station - RIF	200,000	0	0	0	0	0
City of Stratford Community Center - RIF	10,000	0	0	0	0	0
Main Street Iowa Program - RBC	5,550,000	-6,747	0	0	0	0
6th Avenue Corridor-Main Streets - RIF	0	100,000	0	0	0	0
Port Authority-Economic Dev SE Iowa - RIF	0	50,000	0	0	0	0
Blank Park Zoo Expansion - RIF	0	500,000	0	0	0	0
World Food Prize Borlaug/Ruan Scholar - RIF	0	100,000	100,000	100,000	100,000	200,000
Cedar Rapids Small Business Center - RBC2	0	1,200,000	0	0	0	0
Mason City Small Business Center - RBC2	0	1,500,000	0	0	0	0
Main Street Projects - RBC2	0	8,450,000	0	0	0	0
Community Attraction & Tourism Grants - RIF	0	0	5,300,000	5,000,000	7,000,000	5,000,000
Community Attraction and Tourism - RBC2	0	12,000,000	2,020,000	0	0	0
River Enhancement CAT-RBC	0	-800,000	0	0	0	0
Camp Sunnyside Cabins - RIF	0	0	250,000	125,000	0	250,000
Regional Sports Authorities - RIF	500,000	500,000	500,000	500,000	500,000	500,000
Fort Des Moines Museum Renovation - RIF	0	0	0	100,000	0	100,000
High Quality Jobs Program - RIF	0	0	0	15,000,000	0	0
Grow Iowa Values Fund - RIF	23,000,000	38,000,000	15,000,000	0	0	0
Youth Homeless Shelters - RIF	0	0	0	0	0	250,000
DED Brownfields - EFF	500,000	0	0	0	0	0
Total Economic Development Authority	\$ 32,110,000	\$ 69,093,253	\$ 28,170,000	\$ 20,825,000	\$ 7,600,000	\$ 6,300,000
<u>Economic Development Capitals</u>						
Economic Development Capitals						
Regional Transit Hub Construction - RBC	\$ 0	\$ 4,000,000	\$ 0	\$ 0	\$ 0	\$ 0
Total Economic Development Capitals	\$ 0	\$ 4,000,000	\$ 0	\$ 0	\$ 0	\$ 0

Transportation, Infrastructure, and Capitals

Other Funds

	Actual FY 2010 (1)	Actual FY 2011 (2)	Actual FY 2012 (3)	Actual FY 2013 (4)	Actual FY 2014 (5)	Estimated FY 2015 (6)
<u>Education, Dept. of</u>						
Education, Dept. of						
Enrich Iowa - RIIF	\$ 1,000,000	\$ 500,000	\$ 0	\$ 0	\$ 0	\$ 0
ICN Part III Leases & Maintenance - TRF	2,727,000	2,727,000	2,727,000	2,727,000	2,727,000	2,727,000
Statewide Ed Data Warehouse - TRF	600,000	600,000	600,000	600,000	600,000	600,000
Community Colleges Infrastructure - RBC2	0	2,000,000	0	0	0	0
State Library Computer Resources - TRF	0	0	0	0	250,000	0
Prog and Common Course Numbering Mgmt Sys - TRF	0	0	0	0	0	150,000
Total Education, Dept. of	\$ 4,327,000	\$ 5,827,000	\$ 3,327,000	\$ 3,327,000	\$ 3,577,000	\$ 3,477,000
Iowa Public Television						
IPTV Equipment Replacement - TRF	\$ 0	\$ 0	\$ 0	\$ 0	\$ 960,000	\$ 1,000,000
Total Education, Dept. of	\$ 4,327,000	\$ 5,827,000	\$ 3,327,000	\$ 3,327,000	\$ 4,537,000	\$ 4,477,000
<u>Education Capital</u>						
Education Capital						
Comm College ACE Infrastructure - RIIF	\$ 0	\$ 0	\$ 0	\$ 6,000,000	\$ 0	\$ 0
IPTV Building Purchase - RIIF	0	0	1,255,550	0	0	0
IPTV - Inductive Output Tubes - TRF	0	0	0	320,000	0	0
Community College General Infra/Def Maint - RIIF	0	0	1,000,000	0	0	0
Community Colleges Maint/Bldg Ops - MSSF	0	0	0	5,000,000	0	0
Total Education Capital	\$ 0	\$ 0	\$ 2,255,550	\$ 11,320,000	\$ 0	\$ 0
<u>Ethics and Campaign Disclosure</u>						
Campaign Finance Disclosure						
Electronic Filing-TRF	\$ 15,000	\$ 0	\$ 0	\$ 0	\$ 0	\$ 0
Total Ethics and Campaign Disclosure	\$ 15,000	\$ 0	\$ 0	\$ 0	\$ 0	\$ 0
<u>Human Rights, Dept. of</u>						
Human Rights, Department of						
Criminal Justice Info System (CJIS) - TRF	\$ 0	\$ 0	\$ 1,689,307	\$ 1,714,307	\$ 1,454,734	\$ 1,300,000
Justice Data Warehouse - TRF	0	0	0	0	0	314,474
Justice Enterprise Data Warehouse - TRF	361,072	0	0	0	0	0
Total Human Rights, Dept. of	\$ 361,072	\$ 0	\$ 1,689,307	\$ 1,714,307	\$ 1,454,734	\$ 1,614,474

Transportation, Infrastructure, and Capitals

Other Funds

	Actual FY 2010 <u>(1)</u>	Actual FY 2011 <u>(2)</u>	Actual FY 2012 <u>(3)</u>	Actual FY 2013 <u>(4)</u>	Actual FY 2014 <u>(5)</u>	Estimated FY 2015 <u>(6)</u>
<u>Human Services, Dept. of</u>						
Assistance						
Broadlawns-Expansion - RIF	\$ 0	\$ 0	\$ 0	\$ 0	\$ 0	\$ 3,000,000
Nursing Facility Construction/Impr - RIF	-600,000	0	0	0	150,000	500,000
Homestead Autism Facilities-RIF	0	0	0	0	0	825,000
New Hope Center Remodel-RIF	0	0	0	0	0	250,000
Child Dev Homes Health Ins Access Study - RIF	-50,000	0	0	0	0	0
Total Human Services, Dept. of	\$ -650,000	\$ 0	\$ 0	\$ 0	\$ 150,000	\$ 4,575,000
<u>Human Services Capital</u>						
Human Services - Capital						
Independence MHI Improvements - RIF	\$ 200,000	\$ 0	\$ 0	\$ 0	\$ 0	\$ 0
Nursing Facility Improvements - RIF	-800,000	0	285,000	250,000	0	0
Medicaid Technology - TRF	0	0	3,494,176	4,120,037	3,415,163	3,345,684
Ctrl IA Ctr for Indep Living - TRF	0	0	11,000	0	0	0
Homestead Autism Clinics Technology - TRF	0	0	0	0	154,156	155,000
Total Human Services Capital	\$ -600,000	\$ 0	\$ 3,790,176	\$ 4,370,037	\$ 3,569,319	\$ 3,500,684
<u>Iowa Tele & Tech Commission</u>						
Iowa Communications Network						
ICN Equipment Replacement - TRF	\$ 2,211,863	\$ 2,244,956	\$ 2,248,653	\$ 2,198,653	\$ 2,248,653	\$ 2,245,653
Generator Replacement - TRF	2,755,246	0	0	0	0	0
ICN Fiber Redundancy - TRF	2,320,000	0	0	0	0	0
Total Iowa Tele & Tech Commission	\$ 7,287,109	\$ 2,244,956	\$ 2,248,653	\$ 2,198,653	\$ 2,248,653	\$ 2,245,653

Transportation, Infrastructure, and Capitals

Other Funds

	Actual FY 2010 <u>(1)</u>	Actual FY 2011 <u>(2)</u>	Actual FY 2012 <u>(3)</u>	Actual FY 2013 <u>(4)</u>	Actual FY 2014 <u>(5)</u>	Estimated FY 2015 <u>(6)</u>
<u>Iowa Finance Authority</u>						
Iowa Finance Authority						
State Housing Trust Fund - RIIF	\$ 3,000,000	\$ 1,000,000	\$ 3,000,000	\$ 3,000,000	\$ 3,000,000	\$ 3,000,000
I JOBS Administration - RIIF	200,000	200,000	0	0	0	0
Public Shelter Grants - RBC	10,000,000	0	0	0	0	0
Disaster Damage Housing Assist Grants - RBC	5,000,000	0	0	0	0	0
Affordable Housing Assist Grant - RBC	20,000,000	0	0	0	0	0
Sewer Infrastructure - RBC	55,000,000	0	0	0	0	0
Housing Trust Fund - RBC	0	2,000,000	0	0	0	0
Facilities Multiple-Handicapped Polk Co - RIIF	0	250,000	0	0	0	0
Disaster Prevention Local Infra Grants - RBC2	0	30,000,000	0	0	0	0
Floodwall Cedar Rapids Courthouse - RBC2	0	2,000,000	0	0	0	0
Linn County Administrative Bldg - RBC2	0	4,400,000	0	0	0	0
Cedar Rapids City Hall Flood - RBC2	0	4,400,000	0	0	0	0
DSM Fire Dept Training Logistics Facility - RBC2	0	3,000,000	0	0	0	0
DSM Riverpoint Service Area - RBC2	0	1,250,000	0	0	0	0
DSM Court Ave Sewer - RBC2	0	3,050,000	0	0	0	0
DSM Flood Control Tonawanda Ravine - RBC2	0	700,000	0	0	0	0
DSM Wastewater Reclamation Basins - RBC2	0	500,000	0	0	0	0
DSM Broadlawns Improvments - RBC2	0	1,000,000	0	0	0	0
Davenport Woodman Park Flood Mitig - RBC2	0	1,050,000	0	0	0	0
Waterloo Public Works Building - RBC2	0	5,000,000	0	0	0	0
Iowa City Wastewater Treatment Plant - RBC2	0	2,000,000	0	0	0	0
West Union Green Pilot Project - RBC2	0	1,175,000	0	0	0	0
Jessup City Hall - RBC2	0	475,000	0	0	0	0
Belmond Storm Sewer Flood Prot - RBC2	0	600,000	0	0	0	0
Norwalk Orchard Ridge Drainage - RBC2	0	300,000	0	0	0	0
Cedar Rapids City Hall Flood - CRF	0	2,100,000	0	0	0	0
Linn County Adminstrative Bldg - CRF	0	4,500,000	0	0	0	0
Total Iowa Finance Authority	\$ 93,200,000	\$ 70,950,000	\$ 3,000,000	\$ 3,000,000	\$ 3,000,000	\$ 3,000,000

Transportation, Infrastructure, and Capitals

Other Funds

	Actual FY 2010 (1)	Actual FY 2011 (2)	Actual FY 2012 (3)	Actual FY 2013 (4)	Actual FY 2014 (5)	Estimated FY 2015 (6)
<u>Judicial Branch</u>						
Judicial Branch						
Electronic Document Mgmt System - TRF	\$ 0	\$ 0	\$ 0	\$ 1,000,000	\$ 0	\$ 0
Total Judicial Branch	\$ 0	\$ 0	\$ 0	\$ 1,000,000	\$ 0	\$ 0
<u>Iowa Law Enforcement Academy</u>						
Iowa Law Enforcement Academy						
ILEA Technology Projects - TRF	\$ 185,000	\$ 0	\$ 0	\$ 0	\$ 0	\$ 0
Total Iowa Law Enforcement Academy	\$ 185,000	\$ 0	\$ 0	\$ 0	\$ 0	\$ 0
<u>Management, Dept. of</u>						
Management, Dept. of						
Searchable Online Databases - TRF	\$ 0	\$ 0	\$ 50,000	\$ 45,000	\$ 45,000	\$ 0
Iowa Grants Mgmt Implementation - TRF	0	0	0	125,000	0	100,000
Total Management, Dept. of	\$ 0	\$ 0	\$ 50,000	\$ 170,000	\$ 45,000	\$ 100,000
<u>Natural Resources, Dept. of</u>						
Natural Resources						
Plasma Arc Technology - RIIF	\$ -15,000	\$ 0	\$ 0	\$ 0	\$ 0	\$ 0
Floodplain Mgmt and Dam Safety- RIIF	2,000,000	2,000,000	2,000,000	0	0	0
Lake Restoration and Dredging - RIIF	2,800,000	0	0	0	0	0
Water Trails Low Head Dam Prog - RIIF	800,000	0	0	0	1,000,000	2,000,000
Hungry Canyons Alliance - RIIF	100,000	0	0	0	0	0
Honey Creek Asset Manager - RIIF	0	100,000	0	0	0	0
Watershed Rebuilding Grants - RBC	13,500,000	0	0	0	0	0
Iowa Park Foundation - RIIF	0	0	0	0	0	2,000,000
Good Earth Park - RIIF	0	0	0	0	0	2,000,000
State Park Infrastructure - RIIF	0	0	5,000,000	5,000,000	5,000,000	5,000,000
Lake Restoration & Water Quality - RIIF	0	0	5,459,000	6,000,000	8,600,000	9,600,000
Lake Delhi Improvements - RIIF	0	0	0	2,500,000	2,500,000	0
Water Trails & Low Head Dam - RIIF	0	0	0	1,000,000	0	0
Lake Restoration & Dredging - RBC	0	7,000,000	0	0	0	0
Lake Restoration & Dredging - RBC2	0	3,000,000	0	0	0	0
Rock Creek Perm Shelter - RIIF	0	40,000	0	0	0	0
State Parks Infrastructure - RBC2	0	5,000,000	0	0	0	0
State Parks Volunteer Activities - EFF	0	250,000	0	0	0	0
Keep Iowa Beautiful - EFF	0	0	0	0	200,000	200,000

Transportation, Infrastructure, and Capitals

Other Funds

	Actual FY 2010	Actual FY 2011	Actual FY 2012	Actual FY 2013	Actual FY 2014	Estimated FY 2015
	(1)	(2)	(3)	(4)	(5)	(6)
Forestry Health Management - EFF	0	0	0	0	0	50,000
Volunteers and Keepers of Land - EFF	100,000	100,000	100,000	100,000	100,000	100,000
Park Operations & Maintenance - EFF	2,470,000	2,470,000	3,210,000	3,710,000	6,360,000	6,135,000
Forestry Health Management - EFF	0	0	100,000	0	0	0
GIS Information for Watershed - EFF	195,000	176,000	195,000	195,000	195,000	195,000
Water Quality Monitoring - EFF	2,955,000	2,955,000	2,955,000	2,955,000	2,955,000	2,955,000
Water Quality Protection - EFF	500,000	500,000	500,000	500,000	500,000	500,000
Animal Feeding Operations - EFF	360,000	608,400	420,000	620,000	1,320,000	1,320,000
Air Quality Monitoring-Ambient - EFF	425,000	423,590	425,000	425,000	425,000	425,000
Water Quantity - EFF	495,000	495,000	495,000	495,000	495,000	495,000
Geological and Water Survey - EFF	0	0	200,000	200,000	200,000	200,000
REAP - EFF	18,000,000	15,000,000	12,000,000	12,000,000	16,000,000	16,000,000
Resource Conservation and Dev. - EFF	250,000	150,000	0	0	0	0
Missouri River Flooding Repair - EFF	0	0	2,865,743	0	0	0
Total Natural Resources Capital	\$ 44,935,000	\$ 40,267,990	\$ 35,924,743	\$ 35,700,000	\$ 45,850,000	\$ 49,175,000
Public Defense Capital						
Public Defense Capital						
Facility/Armory Maintenance - RIIF	\$ 1,500,000	\$ 1,500,000	\$ 2,000,000	\$ 2,000,000	\$ 2,000,000	\$ 2,000,000
Gold Star Museum - RIIF	1,000,000	0	0	0	0	0
Mount Pleasant Readiness Ctr - RIIF	1,000,000	0	0	0	0	0
Muscatine Readiness Center - RIIF	0	0	100,000	0	0	0
Gold Star Museum Upgrades - RIIF	0	0	0	0	0	250,000
Statewide Modernization Readiness Ctrs - RIIF	1,800,000	1,800,000	1,800,000	2,050,000	2,000,000	2,000,000
Davenport Readiness Center- RIIF	2,000,000	0	0	0	0	0
Camp Dodge Infrastructure Upgrades - RIIF	0	0	1,000,000	610,000	500,000	0
Middletown AF Readiness Center - RIIF	0	100,000	0	0	0	0
Iowa Falls Readiness Center - RIIF	0	500,000	0	0	0	0
Cedar Rapids AF Readiness Ctr - RIIF	0	200,000	0	0	0	0
Joint Forces HQ Renovation - RIIF	0	0	1,000,000	500,000	0	0
Total Public Defense Capital	\$ 7,300,000	\$ 4,100,000	\$ 5,900,000	\$ 5,160,000	\$ 4,500,000	\$ 4,250,000

Transportation, Infrastructure, and Capitals

Other Funds

	Actual FY 2010 (1)	Actual FY 2011 (2)	Actual FY 2012 (3)	Actual FY 2013 (4)	Actual FY 2014 (5)	Estimated FY 2015 (6)
<u>Public Health, Dept. of</u>						
Public Health, Dept. of						
Technology Consolidation - TRF	\$ 0	\$ 0	\$ 0	\$ 0	\$ 480,000	\$ 0
EMS Data System - TRF	0	0	0	0	0	150,000
Mental Health Services Database - TRF	0	250,000	0	0	0	0
Vision Screening - RIIF	130,000	100,000	0	0	0	0
Total Public Health, Dept. of	\$ 130,000	\$ 350,000	\$ 0	\$ 0	\$ 480,000	\$ 150,000
<u>Public Safety Capital</u>						
Public Safety Capital						
AFIS Lease Purchase - TRF	\$ 350,000	\$ 0	\$ 0	\$ 0	\$ 0	\$ 0
State Emergency Response Facility - RC2	0	0	-2,000,000	0	0	0
Radio Communication Upgrades Mandate - TRF	0	0	2,500,000	2,500,000	0	0
Dubuque Fire Training Simulator - TRF	0	0	80,000	0	0	0
Total Public Safety Capital	\$ 350,000	\$ 0	\$ 580,000	\$ 2,500,000	\$ 0	\$ 0
<u>Regents, Board of</u>						
Regents, Board of						
Regents Tuition Replacement - RIIF	\$ 24,305,412	\$ 24,305,412	\$ 24,305,412	\$ 25,130,412	\$ 27,867,775	\$ 29,735,423
UI - Iowa Flood Center - RIIF	1,300,000	1,300,000	1,300,000	0	0	0
ISU - Iowa Energy Center - RBC	5,000,000	0	0	0	0	0
ISU - Iowa Energy Center - RBC2	0	5,000,000	0	0	0	0
Total Regents, Board of	\$ 30,605,412	\$ 30,605,412	\$ 25,605,412	\$ 25,130,412	\$ 27,867,775	\$ 29,735,423
<u>Regents Capital</u>						
Regents Capital						
Fire Safety and Deferred Maint All Institut - RIIF	\$ 0	\$ 0	\$ 2,000,000	\$ 2,000,000	\$ 0	\$ 0
ISU - Ag/Biosystems Engineering - RIIF	0	0	1,000,000	19,050,000	21,750,000	18,600,000
ISU Research Park Bldg 5 Improvements - RIIF	0	0	0	1,000,000	0	0
UI - Dental Science Building - RIIF	0	0	1,000,000	10,250,000	9,750,000	8,000,000
UNI - Bartlett Hall - RIIF	0	0	1,000,000	7,786,000	10,267,000	1,947,000
ISU - Renewable Fuels Building-RIIF	11,597,000	0	0	0	0	0
ISU - Veterinary Facility Phase II-RBC	0	13,000,000	0	0	0	0
ISU - College of Vet Medicine Improvements - RIIF	0	400,000	0	0	0	0
UI - Inst for Biomedical Discovery - RBC2	0	10,000,000	0	0	0	0
Innovation/Commerc of Research - RIIF	0	0	0	3,000,000	0	0
Total Regents Capital	\$ 11,597,000	\$ 23,400,000	\$ 5,000,000	\$ 43,086,000	\$ 41,767,000	\$ 28,547,000

Transportation, Infrastructure, and Capitals

Other Funds

	Actual FY 2010 (1)	Actual FY 2011 (2)	Actual FY 2012 (3)	Actual FY 2013 (4)	Actual FY 2014 (5)	Estimated FY 2015 (6)
<u>Revenue, Dept. of</u>						
Revenue, Dept. of						
SAVE Appropriation - RIF	\$ 10,000,000	\$ 0	\$ 0	\$ 0	\$ 0	\$ 0
Total Revenue, Dept. of	\$ 10,000,000	\$ 0	\$ 0	\$ 0	\$ 0	\$ 0
<u>State Fair Authority Capital</u>						
State Fair Authority Capital						
Agricultural Exhibition Ctr - RIF	\$ 5,500,000	\$ 0	\$ 0	\$ 0	\$ 0	\$ 0
Agricultural Exhibition Ctr - RBC	0	2,500,000	0	0	0	0
Cultural Center Renovation - RIF	0	0	0	250,000	0	0
Youth Inn Renovation & Impr - RIF	0	0	0	0	0	825,000
Total State Fair Authority Capital	\$ 5,500,000	\$ 2,500,000	\$ 0	\$ 250,000	\$ 0	\$ 825,000
<u>Transportation, Dept. of</u>						
Transportation, Dept. of						
Recreational Trails Grants - RIF	\$ 3,500,000	\$ 0	\$ 3,000,000	\$ 3,000,000	\$ 3,000,000	\$ 6,000,000
Public Transit Infra Grants - RIF	1,250,000	0	1,500,000	1,500,000	1,500,000	1,500,000
Commercial Aviation Infra Grants - RBC2	0	1,500,000	0	0	0	0
Commercial Aviation Infra Grants - RIF	0	0	1,500,000	1,500,000	1,500,000	1,500,000
General Aviation Infra Grants - RIF	750,000	750,000	750,000	750,000	750,000	750,000
Railroad Revolving Loan & Grant - RIF	1,500,000	2,000,000	2,000,000	1,500,000	0	4,000,000
Rail Ports Improvement Grants - RBC2	0	7,500,000	0	0	0	0
Passenger Rail Service - UST	0	2,000,000	0	0	0	0
Passenger Rail Service - RIF	3,000,000	0	0	0	0	0
Public Transit Infra Grants - RBC2	0	2,000,000	0	0	0	0
Bridge Safety Program - RBC2	0	10,000,000	0	0	0	0
Bridge Safety Fund-RBC	40,000,000	0	0	0	0	0
Total Transportation, Dept. of	\$ 50,000,000	\$ 25,750,000	\$ 8,750,000	\$ 8,250,000	\$ 6,750,000	\$ 13,750,000
<u>Treasurer of State</u>						
Treasurer of State						
Watershed Improvement Fund-RIF	\$ 5,000,000	\$ 0	\$ 0	\$ 1,000,000	\$ 0	\$ 0
County Fair Improvements-RIF	1,590,000	1,060,000	1,060,000	1,060,000	1,060,000	1,060,000
Revenue Bonds Capitals Appropriation-RBC	165,000,000	0	0	0	0	0
Watershed Improvement Fund - RBC2	0	2,000,000	0	0	0	0
Total Treasurer of State	\$ 171,590,000	\$ 3,060,000	\$ 1,060,000	\$ 2,060,000	\$ 1,060,000	\$ 1,060,000

Transportation, Infrastructure, and Capitals

Other Funds

	Actual FY 2010 <u>(1)</u>	Actual FY 2011 <u>(2)</u>	Actual FY 2012 <u>(3)</u>	Actual FY 2013 <u>(4)</u>	Actual FY 2014 <u>(5)</u>	Estimated FY 2015 <u>(6)</u>
<u>Veterans Affairs, Dept. of</u>						
Veterans Affairs, Department of						
DVA Fire/Energy/ADA Improvements - RIIF	\$ 0	\$ 0	\$ 0	\$ 0	\$ 250,000	\$ 0
Veterans Home Ownership Assistance - RIIF	<u>1,600,000</u>	<u>1,000,000</u>	<u>1,000,000</u>	<u>0</u>	<u>0</u>	<u>0</u>
Total Veterans Affairs, Dept. of	<u>\$ 1,600,000</u>	<u>\$ 1,000,000</u>	<u>\$ 1,000,000</u>	<u>\$ 0</u>	<u>\$ 250,000</u>	<u>\$ 0</u>
<u>Veterans Affairs Capitals</u>						
Veterans Affairs Capital						
Generator Emissions & Trans Bldg - RIIF	<u>\$ 0</u>	<u>\$ 0</u>	<u>\$ 250,000</u>	<u>\$ 975,919</u>	<u>\$ 0</u>	<u>\$ 0</u>
Total Veterans Affairs Capitals	<u>\$ 0</u>	<u>\$ 0</u>	<u>\$ 250,000</u>	<u>\$ 975,919</u>	<u>\$ 0</u>	<u>\$ 0</u>
<u>Homeland Security and Emergency Management</u>						
Homeland Security and Emergency Management						
2-1-1 Call System - TRF	\$ 250,000	\$ 0	\$ 0	\$ 0	\$ 0	\$ 0
Mass Notification & Emer Messaging Sys - TRF	<u>0</u>	<u>0</u>	<u>0</u>	<u>0</u>	<u>0</u>	<u>400,000</u>
Total Homeland Security and Emergency Management	<u>\$ 250,000</u>	<u>\$ 0</u>	<u>\$ 0</u>	<u>\$ 0</u>	<u>\$ 0</u>	<u>\$ 400,000</u>
Total Transportation, Infrastructure, and Capitals	<u>\$ 509,947,944</u>	<u>\$ 321,862,695</u>	<u>\$ 177,822,828</u>	<u>\$ 237,051,514</u>	<u>\$ 200,388,619</u>	<u>\$ 190,358,423</u>