

Iowa Department of **Corrections**

Annual **Report** FY2022

Creating Opportunities for Success is our Goal


Reentry is our Process

Evidence Based Practices are our Tools

Staff is our Most Important Asset



Message from Department Director	3
Message from the Board of Corrections	4
Agency Strategic Plan	5
Organizational Chart	6
Agency Accomplishments	7
Community Based Corrections	10
Prisons	13
Agency Performance Report	16
Performance Measure Highlights	19
Fiscal	20
Iowa Corrections Offender Network (ICON)	24



Message from the Director **Dr. Beth Skinner**



Dear Reader,

As you make your way through the pages of this report, my hope is that you come away with a resounding feeling of respect and admiration for the men and woman who make up the Iowa Department of Corrections (IDOC). The team that makes this department what it is puts their best foot forward each day so that communities across Iowa remain safe, and so that those who need a second chance are given the tools they need to take advantage of it.

We have undoubtedly seen our fair share of challenges and I'm proud of the way this department has faced those challenges head on. It takes integrity, perseverance, and a positive attitude to work in corrections. From my interactions with staff throughout the state, I am confident the IDOC team embodies those qualities.

Over the last year we have worked incredibly hard to make a positive change in the lives of the population we oversee. For the second year in a row, that hard work is paying off. I am proud to report that Iowa's recidivism rate has been reduced once again, thanks to the dedication of IDOC staff inside our institutions and our partners within Community Based Corrections.

Reducing Iowa's recidivism rate is a top priority of the IDOC and we have been laser focused on expanding evidence based practices that promote rehabilitation and reentry. The partnership between the IDOC, Iowa Prison Industries, and the non-profit organization Homes for Iowa is a perfect example of an evidence based program that the Department has expanded over the last two years.

This program gives qualified incarcerated individuals an opportunity to expand their skills and gain apprenticeship certificates in the construction trades by building homes at the Homes for Iowa site in Newton. The homes they help build are then shipped to communities across the state who lack high-quality, affordable housing. A recent study conducted by the Division of Criminal and Juvenile Justice Planning, showed that those who completed an apprenticeship program while incarcerated had a three year recidivism rate of 16.3%, compared to an overall IDOC recidivism rate of 37.0%.

In Fiscal Year 2022, the IDOC has been able to shift its focus back to the things that make us one of the leading corrections organizations in the country. I would like to thank IDOC leadership and staff across the state for their continued efforts and their steadfast dedication to creating opportunities for safer communities.

A handwritten signature in blue ink, appearing to read "B.S.", with a long horizontal stroke extending to the right.

Beth Skinner, Ph. D.
Director, Iowa Department of Correction

Message from the Board of Corrections

Rebecca Williams, Chair
Webster Kranto, Vice Chair
Denise Bubeck, Member
Dr. Lisa Hill, Member
Larry Kudej, Member
Jim Kersten, Member
Trent Keller, Member



For additional information regarding any Board of Corrections Meeting, please visit: <https://doc.iowa.gov/about-us/board-corrections>

To view previous livestreams, visit the DOC YouTube channel: <https://www.youtube.com/channel/UClY2PABjitOpT4Op2w3kTw>

On behalf of the Iowa Board of Corrections, we respectfully submit this letter to the readers of the Iowa Department of Corrections (IDOC) Annual Report. FY2022 was a year of positive change and direction for the IDOC. The previous two years have been filled with unprecedented challenges, and in FY2022 the Department displayed a laser focus on innovating and improving their operations across the state.

As regular institutional operations began to open back up, IDOC facilities across the state have had the ability to prioritize skill improvement opportunities for the incarcerated population. In particular, the apprenticeship program, in partnership with Iowa Prison Industries (IPI), has seen steady expansion. This innovative program now covers 30 registered occupations with at least 300 active apprentices across the state. By offering skills based opportunities, IDOC is preparing inmates for a successful transition back into their communities.

During this year of transition, the Board has also witnessed an incredible effort by IDOC staff to retain and recruit new team members across the state. Just like all industries, the IDOC has faced considerable adversity as they look to build their workforce. What we've seen as we've traveled the state and visited institutions, is a commitment to finding innovative solutions that address these issues. Whether its facility staff attending job fairs, or utilizing billboards and local radio advertising, IDOC's ongoing efforts have led to improved hiring numbers across the state.

In FY2022 we have seen a Department that has gone back to the basics, which make the IDOC one of the leading correctional agencies in the country. With their continued focus on recruiting and retaining staff, along with improving the lives of the incarcerated population, we are confident the IDOC will continue moving in a positive direction. We are also incredibly appreciative of the hard work and dedication of the men and women that make up the IDOC. Their commitment to public safety and improving lives is unparalleled.

Rebecca Williams, Chair

Webster Kranto, Vice Chair

Agency Strategic Plan FY2021—FY2026

The Department has developed a strategic plan that is designed to take Iowa from having a good correctional agency to a national leader in how a state can do corrections. It will require focusing on 3 core priorities and 5 target areas. By focusing on these priorities and target areas, the department can accomplish its 5-year goal of creating a **10% increase in the Reentry Success Rate**. Not only will the department be accomplishing its mission of making Iowa safer, but it will also move Iowa from a RSR of 25th in the nation to the top 10 in the country.

Our Vision:

An Iowa with no more Victim

Our Mission:

Creating Opportunities for Safer Communities

Guiding Principles:

- Creating Opportunities for Success is our Goal
- Reentry is our Process
- Evidence Based Practices are our Tools
- Staff is our Most Important Asset



3 core priorities

have symbiotic relationships. When improvements are made in one, it leads to improvements in the other two.

5 target areas

will individually fuel improvements. They are clear, actionable and measurable.

Table of Organization



BETH SKINNER, PhD
Director
Iowa Department of Corrections



RANDY GIBBS
Deputy Director
Prison Operations



SALLY KREAMER
Deputy Director
Community Based Corrections



NICK CRAWFORD
Communications Director



STEVE DICK
Financial Manager



JEROME GREENFIELD, PhD
Health Care Administrator



DAN CLARK
Deputy Director
Iowa Prison Industries



MICHAEL SAVALA
General Counsel



SARAH FINERAN
Research Director



BRIAN FOSTER
Security Operations Director



ROXANN SCHEFFERT
Training Director



JOHN NEEDELMAN
Chief Information Officer

Agency Accomplishments — Iowa Corrections

Incarcerated Individual Educational Opportunities

1. *There were 287 HSED, 252 Literacy and 823 Vocational completions in FY2022*
2. *Post-Secondary Educational Offerings continue to expand.*

FY2022 Correctional Education Program Completions

The pandemic and teacher shortages at facilities combined to impact the number of successful educational program completions in FY2022. The DOC is conducting a review of techniques that would take instruction in the prison system to the next level and help incarcerated students to thrive. Teachers are collaborating within facilities and across the state to support and share expertise with one another. Additionally, Department of Education consultants provided updates on new computer base reporting, Title 1, Carl Perkins and Special Education.

Over 90% of incarcerated individuals will return to the community. This makes quality educational opportunities essential to developing job skills while incarcerated that will lead to employment opportunities earning a sustainable living wage upon release. With this in mind, the DOC has piloted technology to educate students about careers through resources and experiences relatable to real life in real time utilizing secure technology to assist with a smooth transition from incarceration to employment.

FY2022 Program Completions

High School Equivalency	287
Literacy	363
Vocational	823

Post-Secondary Educational Offerings in Correctional Facilities

Iowa Consortium for Higher Education in Prison (ICHEP) received funding from the Ascendium Foundation to hire Pathway navigators hosted by community colleges (Des Moines Area Community College (DMACC), Southeastern Community College (SCC), Iowa Western Community College (IWCC), and Iowa Central Community College (ICCC)). These navigators assist students in their academic journey while incarcerated and through release and reentry.

DOC has hired a Post-Secondary Education Coordinator who will work with ICHEP, partner agencies, community colleges and the Pathway Navigators to expand access to post-secondary education for eligible incarcerated individuals.

As part of the Second Chance Pell initiative, the DOC has partnered with four community colleges to offer post-secondary education programs at correctional facilities throughout the state.

- ICCE offers five diploma programs: Culinary Arts, Welding Technology, Supply Chain Management, Baking, and Carpentry.
- SCC offers three programs: Associate of Science, Associate of Art and Associate of Applied Science in Agriculture.
- DMACC offers three programs: Welding Diploma, Building Trades Diploma, and Associate Degree in Liberal Arts.
- IWC offers one program in Industrial Technology Certificate (Manufacturing).



Agency Accomplishments — Iowa Corrections Apprenticeship Programs



409 Graduates



300 Active Apprentices

30 Registered Occupations



Cook, Baker, Housekeeper



Material Coordinator, Maintenance Repairer, Landscape Management



Peer Support Specialist, Office Manager/Administrative Services, Barber



Computer Operator, IT Specialist, Job Printer, Mechanical Drafter, Production Tech



Cabinet Maker, Carpenter, Painter



Welder, Electrician, Plumber, Home Performance Laborer, Heating and Air Conditioner Installer



Metal Fabricator, Power Coating Technician, Refrigeration/AC Tech, Injection Molding Machinist Operator



Audio Video Repairer, Screen Printer, Sewing Machine Repairer, Industrial Sewing Machine Operator, Upholsterer

By the Numbers



30% increase in wages for individuals upon release who completed their apprenticeship compared to individuals who did not participate in an apprenticeship



71% of apprentices that completed their apprenticeship were employed post-release compared to 44% of individuals released and who did not participate in an apprenticeship

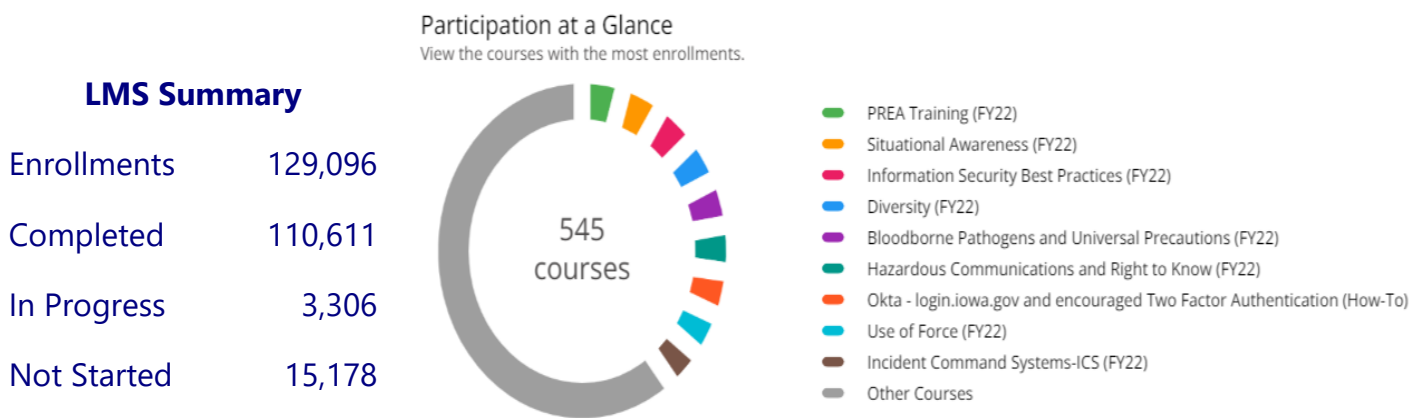


83.7% of apprentices that completed their apprenticeship successfully reenter the community and did not recidivate

Agency Accomplishments — Iowa Corrections Learning Center

Staff Training

1. DOC employees successfully completed 110,611 e-Learning and classroom modules in the IDOC's Learning Management System.
2. The CQI specialists created and implemented an online DRAOR Institution Training.



Online DRAOR Institution Training

This training is utilized for new case managers who will be conducting the Dynamic Risk Assessment for Offender Re-entry or DRAOR. The DRAOR allows us to identify top criminogenic needs to be addressed and case planned with incarcerated individuals as well as identifies treatment needs. This training additionally is also currently utilized as a booster training for all staff conducting DRAORs.

Staff who complete the training will learn how to appropriately score all sections of the DRAOR, including the Stable, Responsivity, Protective, and Supplemental items. The training provides practice scenarios to reiterate the material and assist in scoring accuracy. Additionally, staff will conduct a final mock DRAOR and receive feedback from the Central Office CQI staff as well as CQI specialists and DRAOR trainers in their respective institutions. Proficiency is ensured before staff are certified to conduct DRAORs.

NET Centralized Training-Two locations

The Learning Center will conduct New Employee Training (NET) for institutions in two centralized locations, one at the Iowa Medical and Classification Center (IMCC) and one at Central Office. This will commence on January 3rd at Central office and both sites will be running by February 2023.

The Learning Center is implementing an updated New Employee Training (NET) curriculum that uses a hybrid, or two phase approach. The first phase is an eLearning with the fundamental information that all IDOC employees need to know. This is done via eLearning in order to promote consistency and fidelity. The second phase is practically applying the skills learned. This provides the instructors and Training Specialists the opportunity to target the instruction to the employee role and specific skill. This also allows for measuring progress, growth, and if necessary, remediation.

Community Based Corrections



First District



Second District



Third District



Fourth District



Fifth District



Sixth District

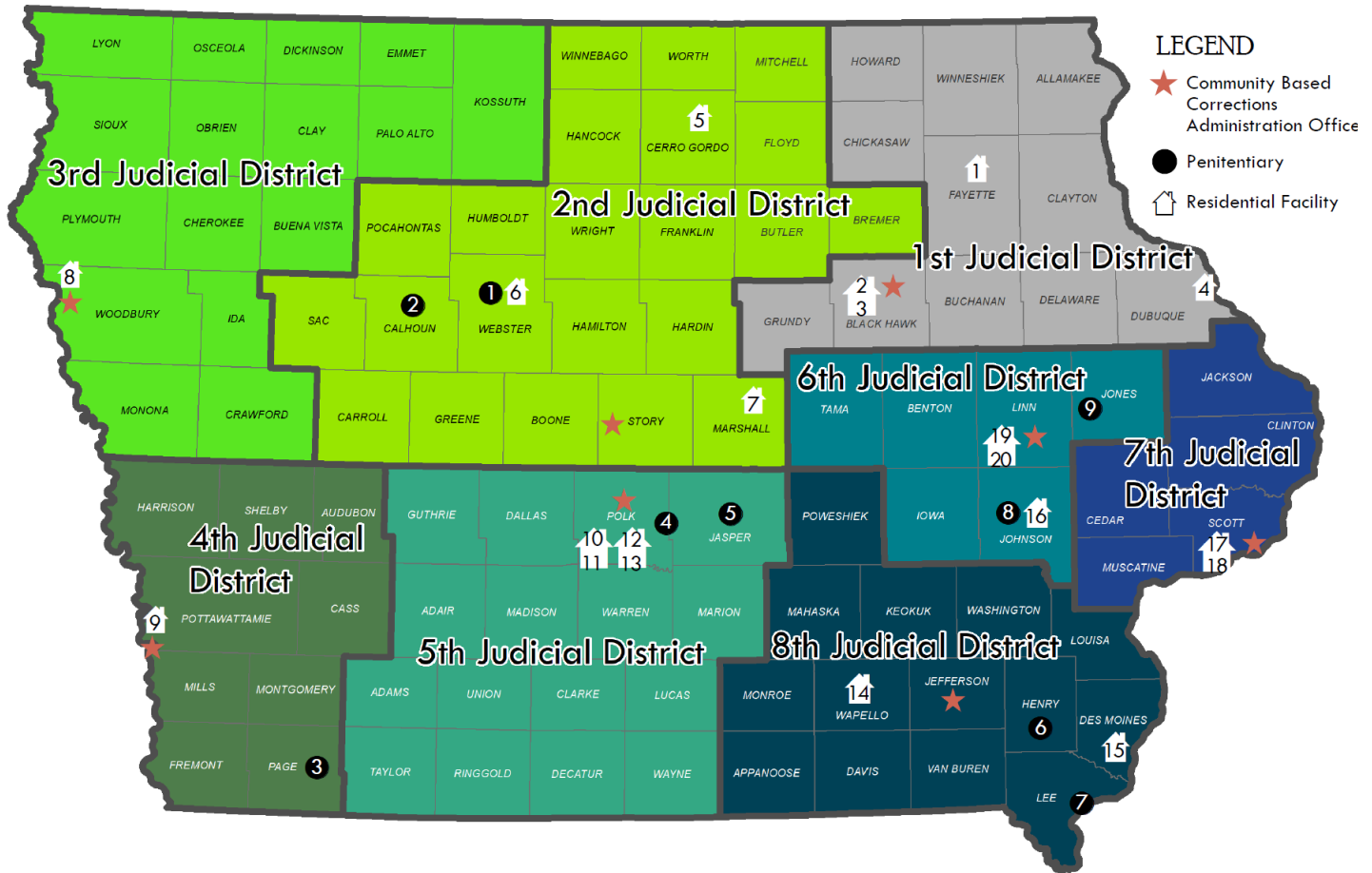


Seventh District



Eighth District

Community Based Corrections Administration Offices & Counties Served



First Judicial District
Ken Kolthoff, Director
314 East 6th Street
Waterloo, IA 50704
319/236-9626
Fax: 319/291-3947

Second Judicial District
Amanda Milligan, Director
111 N. Sherman
Ames, IA 50010
515/232-1810
Fax: 515/232-9453

Third Judicial District
Maureen Hansen, Director
515 Water Street
Sioux City, IA 51103
712/252-0590
Fax: 712/252-0634

Fourth Judicial District
Kip Shanks, Director
801 South 10th Street
Council Bluffs, IA 51501
712/325-4943
Fax: 712/325-0312

Fifth Judicial District
Jerry Evans, Director
1000 Washington Avenue
Des Moines, IA 50314
515/242-6611
Fax: 515/242-6656

Sixth Judicial District
Bruce Vander Sanden, Director
951 29th Avenue SW
Cedar Rapids, IA 52404
319/398-3675
Fax: 319/398-3684

Seventh Judicial District
Waylyn McCulloh, Director
605 Main Street
Davenport, IA 52803
563/322-7986

Eighth Judicial District
Dan Fell, Director
1805 West Jefferson
Fairfield, IA 52556
641/472-4242
Fax: 641/472-9966

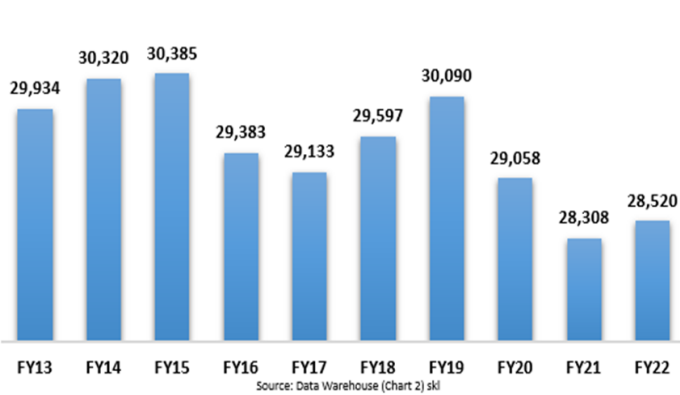
- 1 West Union Resi Facility
- 2 Waterloo Works Release Facility
- 3 Waterloo Women's Center for Change
- 4 Dubuque Residential Facility
- 5 Beje Clark Resi Facility (Mason City)
- 6 Fort Dodge Resi Correctional Center
- 7 Marshalltown Resi Correctional Center

- 8 Sioux City Resi Treatment Facility
- 9 Council Bluffs Resi Correctional Facility x2
- 10 Des Moines Work Release Center
- 11 Fort Des Moines OWI
- 12 Fort Des Moines Resi Facility
- 13 Des Moines Women's Facility
- 14 Ottumwa Resi Facility

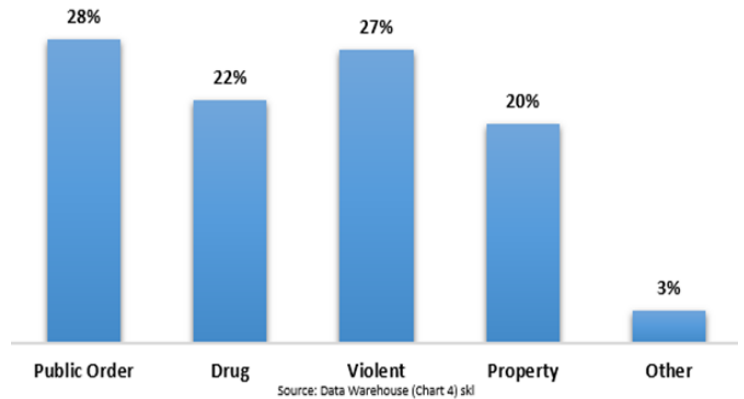
- 15 Burlington Resi Facility
- 16 Hope House (Coralville)
- 17 Davenport Resi Facility
- 18 Davenport Work Release/OWI Center
- 19 Gerald R. Hinzman/Larry Nelson Centers (Cedar Rapids)
- 20 ANCHOR Center (Cedar Rapids)

Community Based Corrections Population

Community Based Corrections
Population - End of Fiscal Year



Offense Types FY2022
Community Based Offenders Served



FIELD SERVICES 7/1/2021 thru 6/30/2022

Supervision Status	Active at Start	New Admits	Closures	Active at End	Offenders Served
CCUSO Release with Supervision 229A.9A	4	1		3	5
Federal		1		1	1
Interstate Compact Parole	347	161		297	508
Interstate Compact Probation	1,046	755		1,135	1,801
No Correctional Supervision Status	5	43		6	48
OVI Continuum	10	32		11	42
Parole	3,536	2,020		3,803	5,556
Pretrial Release With Supervision	2,519	7,197		2,453	9,716
Probation	18,302	14,240		27,329	32,542
Special Sentence	1,300	231		1,462	1,531
Statewide Total	27,069	24,681		36,500	51,750

Source: Data Warehouse (Chart 3A) skl

RESIDENTIAL 7/1/2021 thru 6/30/2022

Supervision Status	Active at Start	New Admits	Closures	Active at End	Offenders Served
CCUSO Release with Supervision 229A.9A		2	1	1	2
Federal	155	551	465	201	706
Interstate Compact Parole	4	6	5	3	10
Interstate Compact Probation	2	35	10	7	37
Jail (Designated Site)	1	75	75		76
OVI Continuum	66	168	179	63	234
Parole	75	215	165	70	290
Pretrial Release With Supervision	1	12	6		13
Probation	408	1,524	895	522	1,932
Special Sentence	76	185	121	74	261
Work Release	370	885	808	373	1,255
Statewide Total	1,158	3,658	2,730	1,314	4,816

Source: Data Warehouse (Chart 3B) skl

Iowa Prisons



Anamosa State Penitentiary, Anamosa



Clarinda Correctional Facility, Clarinda



Iowa Correctional Institution for Women, Mitchellville



Iowa State Penitentiary, Fort Madison



Fort Dodge Correctional Facility, Fort Dodge



Newton Correctional Facility, Newton



Mt Pleasant Correctional Facility, Mt. Pleasant

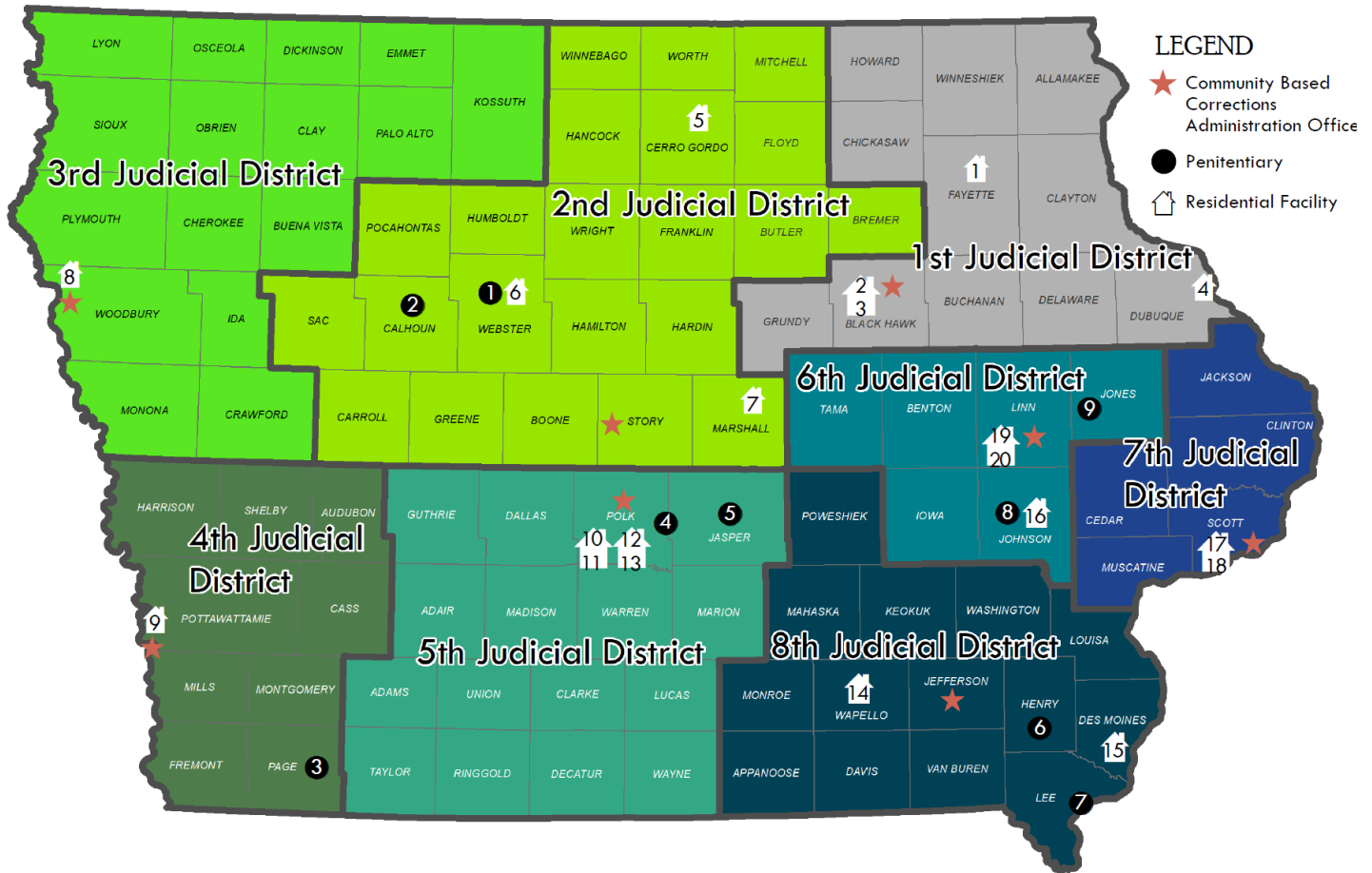


North Central Correctional Facility, Rockwell City



Iowa Medical and Classification Center, Coralville

Iowa Prisons



1 Fort Dodge Correctional Facility
Warden Nicholas Lamb
1550 L Street
Fort Dodge, Iowa 50501
(515) 574-4700

2 North Central Correctional Facility
Warden Nicholas Lamb
313 Lanedale
Rockwell City, Iowa 50579-7464
(712) 297-7521

3 Clarinda Correctional Facility
Warden Steve Weis
2000 North 16th Street
Clarinda, Iowa 51632
(712) 542-5634

4 Iowa Correctional Institution for Women
Warden Sheryl Dahm
300 Elm Avenue SW
Mitchellville, Iowa 50169
(515) 967-4236

5 Newton Correctional Facility
Warden Shawn Howard
307 South 60th Avenue, W
Newton, Iowa 50208
(641) 792-7552

6 Mount Pleasant Correctional Facility
Warden Marcy Stroud
1200 East Washington Street
Mount Pleasant, Iowa 52641
(319) 385-9511

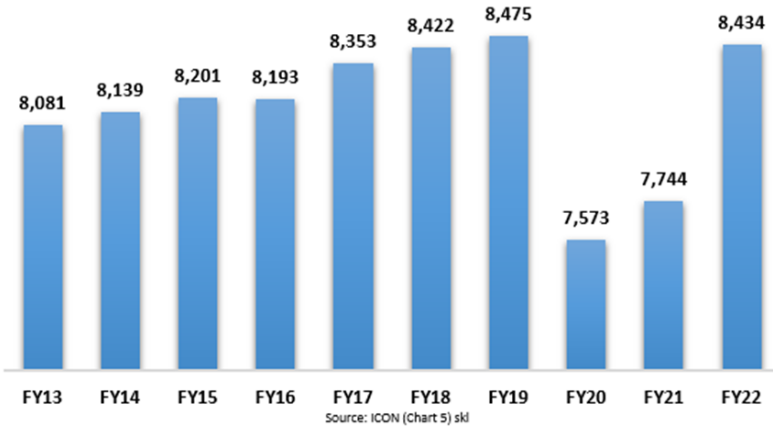
7 Iowa State Penitentiary
Warden Chris Tripp
2111 330th Avenue
Fort Madison, Iowa 52627
(319) 372-5432

8 Iowa Medical and Classification Center
Warden Mike Heinricy
2700 Coral Ridge Avenue
Coralville, Iowa 52241
(319) 626-2391

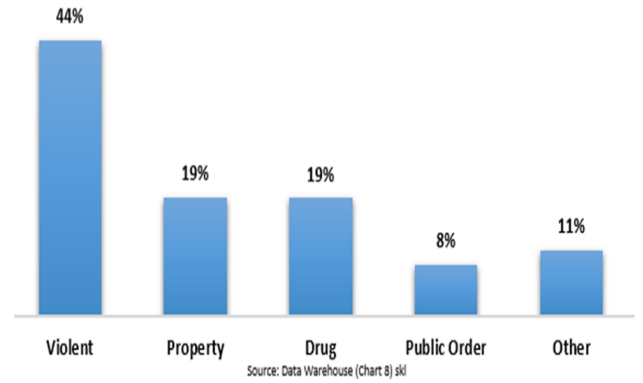
9 Anamosa State Penitentiary
Warden Kris Karberg
406 North High Street
Anamosa, Iowa 52205
(319) 462-3504

Iowa Prisons Population

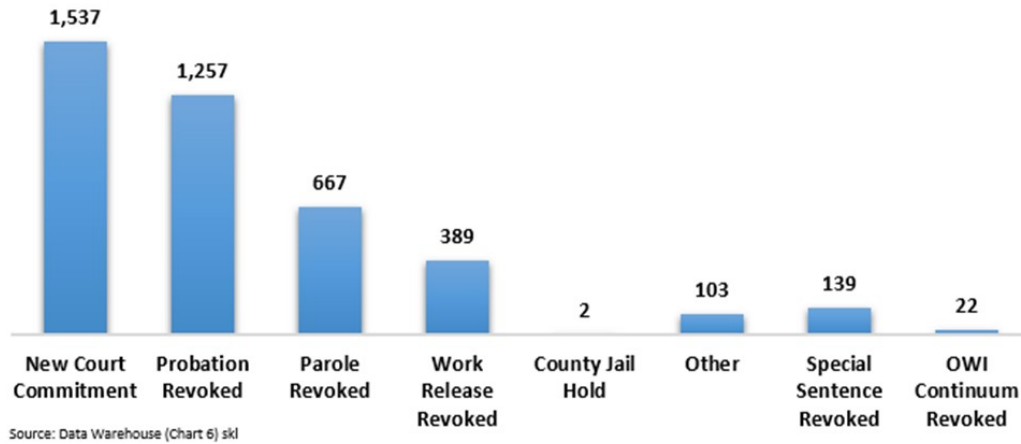
Prison Population - End of Fiscal Year



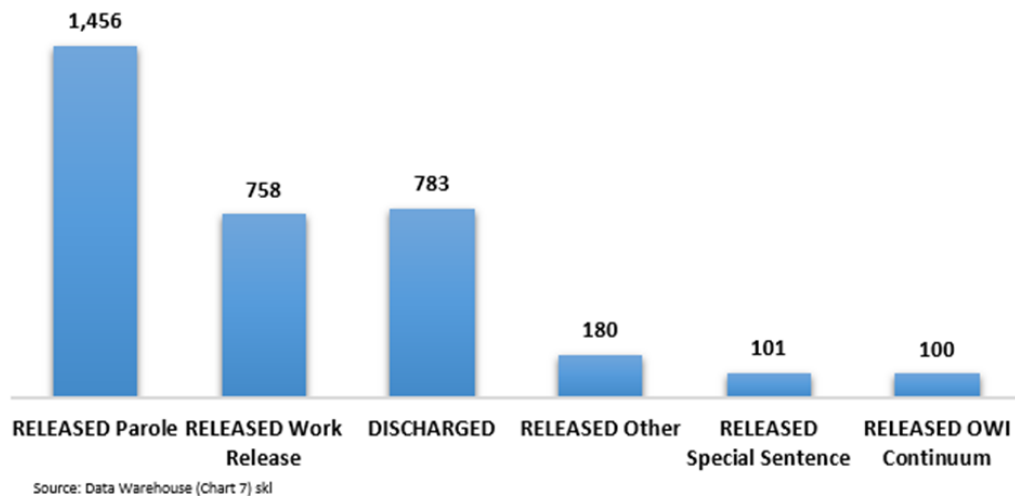
Offense Types FY2022
Prison Offenders Served



Types of Prison Admissions FY2022



Types of Prison Releases FY2022



Performance Measures Report

Performance Measure	Performance		Performance Comments and Analysis																					
	Target	Actual																						
Core Function: Offender supervision, custody and treatment																								
49-001 Number of Escapes (Prison and Residential)	0	Prison - 0 CBC- 675		<p>Prison Escapes</p> <table border="1"> <thead> <tr> <th>Fiscal Year</th> <th>Prison Escapes</th> </tr> </thead> <tbody> <tr> <td>FY19</td> <td>2</td> </tr> <tr> <td>FY20</td> <td>1</td> </tr> <tr> <td>FY21</td> <td>0</td> </tr> <tr> <td>FY22</td> <td>0</td> </tr> </tbody> </table> <hr/> <p>Residential Escapes</p> <table border="1"> <thead> <tr> <th>Fiscal Year</th> <th>Residential Escapes</th> </tr> </thead> <tbody> <tr> <td>FY19</td> <td>969</td> </tr> <tr> <td>FY20</td> <td>910</td> </tr> <tr> <td>FY21</td> <td>776</td> </tr> <tr> <td>FY22</td> <td>675</td> </tr> </tbody> </table>	Fiscal Year	Prison Escapes	FY19	2	FY20	1	FY21	0	FY22	0	Fiscal Year	Residential Escapes	FY19	969	FY20	910	FY21	776	FY22	675
Fiscal Year	Prison Escapes																							
FY19	2																							
FY20	1																							
FY21	0																							
FY22	0																							
Fiscal Year	Residential Escapes																							
FY19	969																							
FY20	910																							
FY21	776																							
FY22	675																							
49-005 Number of Disturbances or Serious Incidents by Inmates (Prison)	0	3		<p>Disturbances or Serious Incident by Inmates</p> <table border="1"> <thead> <tr> <th>Fiscal Year</th> <th>Disturbances or Serious Incident by Inmates</th> </tr> </thead> <tbody> <tr> <td>FY19</td> <td>2</td> </tr> <tr> <td>FY20</td> <td>3</td> </tr> <tr> <td>FY21</td> <td>1</td> </tr> <tr> <td>FY22</td> <td>3</td> </tr> </tbody> </table>	Fiscal Year	Disturbances or Serious Incident by Inmates	FY19	2	FY20	3	FY21	1	FY22	3										
Fiscal Year	Disturbances or Serious Incident by Inmates																							
FY19	2																							
FY20	3																							
FY21	1																							
FY22	3																							
49-006 Number of Serious Injuries Caused to Staff (Prison)	0	23		<p>Serious Injuries Caused to Staff</p> <table border="1"> <thead> <tr> <th>Fiscal Year</th> <th>Serious Injuries Caused to Staff</th> </tr> </thead> <tbody> <tr> <td>FY19</td> <td>7</td> </tr> <tr> <td>FY20</td> <td>13</td> </tr> <tr> <td>FY21</td> <td>12</td> </tr> <tr> <td>FY22</td> <td>23</td> </tr> </tbody> </table>	Fiscal Year	Serious Injuries Caused to Staff	FY19	7	FY20	13	FY21	12	FY22	23										
Fiscal Year	Serious Injuries Caused to Staff																							
FY19	7																							
FY20	13																							
FY21	12																							
FY22	23																							

Performance Measures Report

Performance Measure	Performance		Performance Comments and Analysis											
	Target	Actual												
Core Function: Service, Product or Activity: Risk Identification														
49100-002 Percent Inmates with Custody Assignment Per Risk Assessment Score (Prison)	90%	89%		Actual decrease by 1% in FY2022										
49100-004 Percent Iowa Risk Assessments Completed (CBC)	100%	100%		No change from FY2021										
49100-005 Percent Required custody Classifications (Prison)	100%	100%		No change from FY2021										
Service, Product or Activity: Risk Management														
49200-001 Recommendation Rate for Release by Parole Board (Prison)	85%	60%		<p>DOC Recommendation Rate for Release to Parole Board</p> <table border="1"> <caption>DOC Recommendation Rate for Release to Parole Board</caption> <thead> <tr> <th>Fiscal Year</th> <th>Rate</th> </tr> </thead> <tbody> <tr> <td>FY19</td> <td>58%</td> </tr> <tr> <td>FY20</td> <td>61%</td> </tr> <tr> <td>FY21</td> <td>62%</td> </tr> <tr> <td>FY22</td> <td>60%</td> </tr> </tbody> </table>	Fiscal Year	Rate	FY19	58%	FY20	61%	FY21	62%	FY22	60%
Fiscal Year	Rate													
FY19	58%													
FY20	61%													
FY21	62%													
FY22	60%													
49200-002 Percent Technical Violations Resulting in Revocation to Prison	10%	15%		<p>Revocations to Prison for Technical Violations</p> <table border="1"> <caption>Revocations to Prison for Technical Violations</caption> <thead> <tr> <th>Fiscal Year</th> <th>Rate</th> </tr> </thead> <tbody> <tr> <td>FY19</td> <td>16%</td> </tr> <tr> <td>FY20</td> <td>27%</td> </tr> <tr> <td>FY21</td> <td>20%</td> </tr> <tr> <td>FY22</td> <td>15%</td> </tr> </tbody> </table>	Fiscal Year	Rate	FY19	16%	FY20	27%	FY21	20%	FY22	15%
Fiscal Year	Rate													
FY19	16%													
FY20	27%													
FY21	20%													
FY22	15%													

Performance Measures Report

Performance Measure	Performance		Performance Comments and Analysis	
	Target	Actual		
Service, Product or Activity: Basic Life Care				
49400-002 Number of Life Safety Violations (Prison, CBC and Central Office)	0	214		Safety violations were down from 575 in FY2021
49400-003 Number of Serious Injuries, Accidents or Offender Deaths (Prison, CBC, Central Office and IPI)	0	46		Increase in incidents from 309 in FY2021
49400-004 Number of Occurrences of Sexual Violence (Prison, CBC and Central Office)	0	46		Cases declined slightly this fiscal year compared to 48 in FY2021
Service, Product or Activity: Pharmaceuticals, Overtime and Leased Farmland				
67200-001 Percent of Dollars Spent on Institution Pharmaceuticals (Prison)	3%	11%		Pharmaceuticals remained the same
67200-003 Correctional officer Overtime as a percentage of Payroll (Prison)	1%	4%		Overtime ticked up 1% from FY2021

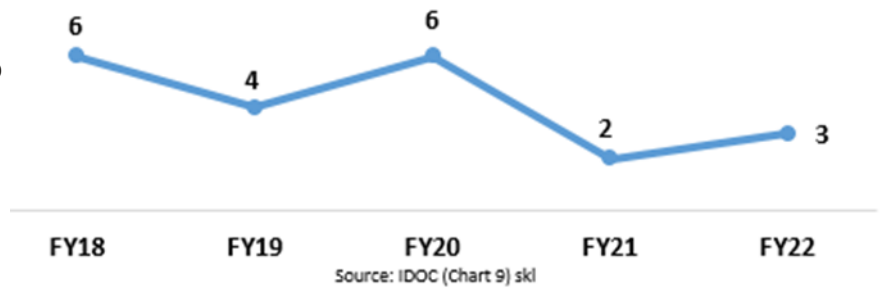
Performance Measures Report

Implementing the Prison Rape Elimination Act (PREA)

Why this is important: It's about offender safety. PREA is a federal statute focused on sexual assault and victimization in juvenile facilities, prisons, jails, lockups, and other detention facilities. The goal of PREA is to prevent, detect, and respond to sexual abuser in detention and correctional facilities.

What we're doing about this: All DOC institutions have completed and passed PREA audits that ensure compliance with PREA Standards. Audits are conducted every three years to ensure compliance.

Prison: Substantiated Offender on Offender Non-Consensual Sexual Acts

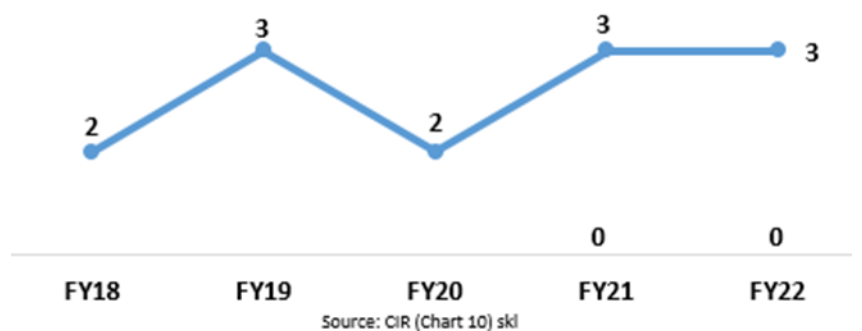


Prison Suicides

Why this is important: It's about providing basic life care for individuals in custody, and intervening effectively to prevent them from harming themselves.

What we're doing about this: Staff training is key to prevention. Recognizing the warning signs of someone contemplating suicide, and intervening in an emergency situation are essential. Staff training goes beyond these basics to include recognition of and effective communication with individuals who have mental health issues. Regular screening for mental illness and provision of appropriate levels of care ranging from acute units to integration within the general inmate population is also important in reducing suicide incidents.

Prison Suicides



Department Totals

Iowa Department of Corrections
FY 2022 Financial Status Reports
Through September 2022 - Hold Open

		Department		Year to Date	Projected Remaining		Total Projected
		Revised		Percentage	Revenue / Expense	Projected	Total
		Budget	Year to Date Actuals				Percentage
FTE Positions							
	Correctional Officer	1,683.92					
	Total Staffing	3,740.97					
Resources Available							
04B	Balance Brought Forward - Local Funds	10,045,814	10,045,814.00	100.00%	-	10,045,814.00	100.00%
04B	Balance Brought Forward - General Fund	1,588,066	1,588,066.00	100.00%	-	1,588,066.00	100.00%
05A	Appropriation	407,703,141	407,039,923.00	99.84%	-	407,039,923.00	99.84%
---	Appropriation Transfer	420,155	-	0.00%	-	-	0.00%
---	Legislative Adjustments	-	-	---	-	-	---
201R	Federal Support	465,237	598,454.00	128.63%	-	598,454.00	128.63%
202R	Local Governments	1,184,143	1,268,683.00	107.14%	-	1,268,683.00	107.14%
204R	Intra State Receipts	8,963,795	9,711,306.00	108.34%	-	9,711,306.00	108.34%
205R	Reimbursement from Other Agencies	407,538	559,433.00	137.27%	-	559,433.00	137.27%
234R	Transfers - Other Agencies	309,532	3,106,685.00	1003.67%	-	3,106,685.00	1003.67%
301R	Interest	39,125	37,960.00	97.02%	-	37,960.00	97.02%
401R	Fees, Licenses & Permits	5,926,752	6,393,959.00	107.88%	-	6,393,959.00	107.88%
501R	Refunds & Reimbursements	13,982,964	15,724,993.00	112.46%	-	15,724,993.00	112.46%
602R	Sale of Equipment & Salvage	110	10,769.00	9790.00%	-	10,769.00	9790.00%
603R	Rents & Leases	82,876	94,895.00	114.50%	-	94,895.00	114.50%
704R	Miscellaneous	309,163	263,864.00	85.35%	-	263,864.00	85.35%
Total Resources Available		451,428,411.00	456,444,804.00	101.11%	-	456,444,804.00	101.11%
Funds Expended and Encumbered							
101	Personal Services-Salaries	350,894,978	339,314,495.00	96.70%	-	339,314,495.00	96.70%
202	Personal Travel (In State)	385,145	664,320.00	172.49%	-	664,320.00	172.49%
203	State Vehicle Operation	932,527	1,244,722.00	133.48%	-	1,244,722.00	133.48%
204	Depreciation	10,279	413,905.00	4026.70%	-	413,905.00	4026.70%
205	Personal Travel (Out of State)	58,639	83,196.00	141.88%	-	83,196.00	141.88%
301	Office Supplies	504,227	541,358.00	107.36%	-	541,358.00	107.36%
302	Facility Maintenance Supplies	1,814,718	2,443,612.00	134.66%	-	2,443,612.00	134.66%
303	Equipment Maintenance Supplies	867,023	849,222.00	97.95%	-	849,222.00	97.95%
304	Professional & Scientific Supplies	1,311,266	2,084,952.00	159.00%	-	2,084,952.00	159.00%
306	Housing & Subsistence Supplies	2,843,137	3,333,283.00	117.24%	-	3,333,283.00	117.24%
307	Ag,Conservation & Horticulture Supply	56,973	94,012.00	165.01%	-	94,012.00	165.01%
308	Other Supplies	729,326	1,015,079.00	139.18%	-	1,015,079.00	139.18%
309	Printing & Binding	6	-	0.00%	-	-	0.00%
310	Drugs & Biologicals	8,556,625	9,447,220.00	110.41%	-	9,447,220.00	110.41%
311	Food	13,628,734	14,723,619.00	108.03%	-	14,723,619.00	108.03%
312	Uniforms & Related Items	1,581,048	1,498,116.00	94.75%	-	1,498,116.00	94.75%
313	Postage	56,319	34,706.00	61.62%	-	34,706.00	61.62%
401	Communications	1,487,855	1,573,718.00	105.77%	-	1,573,718.00	105.77%
402	Rentals	820,949	827,124.00	100.75%	-	827,124.00	100.75%
403	Utilities	10,730,163	12,323,372.00	114.85%	-	12,323,372.00	114.85%
405	Professional & Scientific Services	5,718,141	6,759,673.00	118.21%	-	6,759,673.00	118.21%
406	Outside Services	6,878,526	9,324,311.00	135.56%	-	9,324,311.00	135.56%
407	Intra-State Transfers	11,163,621	5,300,273.00	47.48%	-	5,300,273.00	47.48%
408	Advertising & Publicity	30,287	285,273.00	941.90%	-	285,273.00	941.90%
409	Outside Repairs/Service	3,292,224	4,215,658.00	128.05%	-	4,215,658.00	128.05%
412	Auditor of State Reimbursements	1,200	569.00	47.42%	-	569.00	47.42%
414	Reimbursement to Other Agencies	5,993,988	6,018,780.00	100.41%	-	6,018,780.00	100.41%
416	ITD Reimbursements	2,387,832	2,172,362.00	90.98%	-	2,172,362.00	90.98%
417	Worker's Compensation	8,900	7,602.00	85.42%	-	7,602.00	85.42%
418	IT Outside Services	1,992,907	1,989,517.00	99.83%	-	1,989,517.00	99.83%
419	Intra Agency Reimbursement	-	-	---	-	-	---
433	Transfers - Auditor of State	1,200	116,343.00	9695.25%	-	116,343.00	9695.25%
434	Transfers - Other Agencies Services	38,938	12,342.00	31.70%	-	12,342.00	31.70%
501	Equipment	1,982,425	2,992,589.00	150.96%	-	2,992,589.00	150.96%
502	Office Equipment	31,145	181,892.00	584.02%	-	181,892.00	584.02%
503	Equipment - Non-Inventory	812,137	1,037,637.00	127.77%	-	1,037,637.00	127.77%
510	IT Equipment	4,835,681	4,390,477.00	90.79%	-	4,390,477.00	90.79%
601	Claims	24,379	13,500.00	55.38%	-	13,500.00	55.38%
602	Other Expense & Obligations	3,685,086	3,061,400.00	83.08%	-	3,061,400.00	83.08%
604	Securities	6,233	12,466.00	200.00%	-	12,466.00	200.00%
701	Licenses	12,433	18,672.00	150.18%	-	18,672.00	150.18%
702	Fees	121	90.00	74.38%	-	90.00	74.38%
705	Refunds-Other	-	-	---	-	-	---
901	Capitals	1,191,227	1,039,747.00	87.28%	-	1,039,747.00	87.28%
Support Totals		96,463,590.00	102,146,709.00		-	102,146,709.00	
---	Balance Carry Forward - Local Funds	3,543,281	9,011,712.00	254.33%	-	9,011,712.00	254.33%
---	Balance Carry Forward - General Fund	526,562	5,793,590.00	1100.27%	-	5,793,590.00	1100.27%
---	Reversion	-	168,598.00	---	-	168,598.00	---
Total		451,428,411.00	456,435,104.00	101.11%	-	456,444,804.00	101.11%

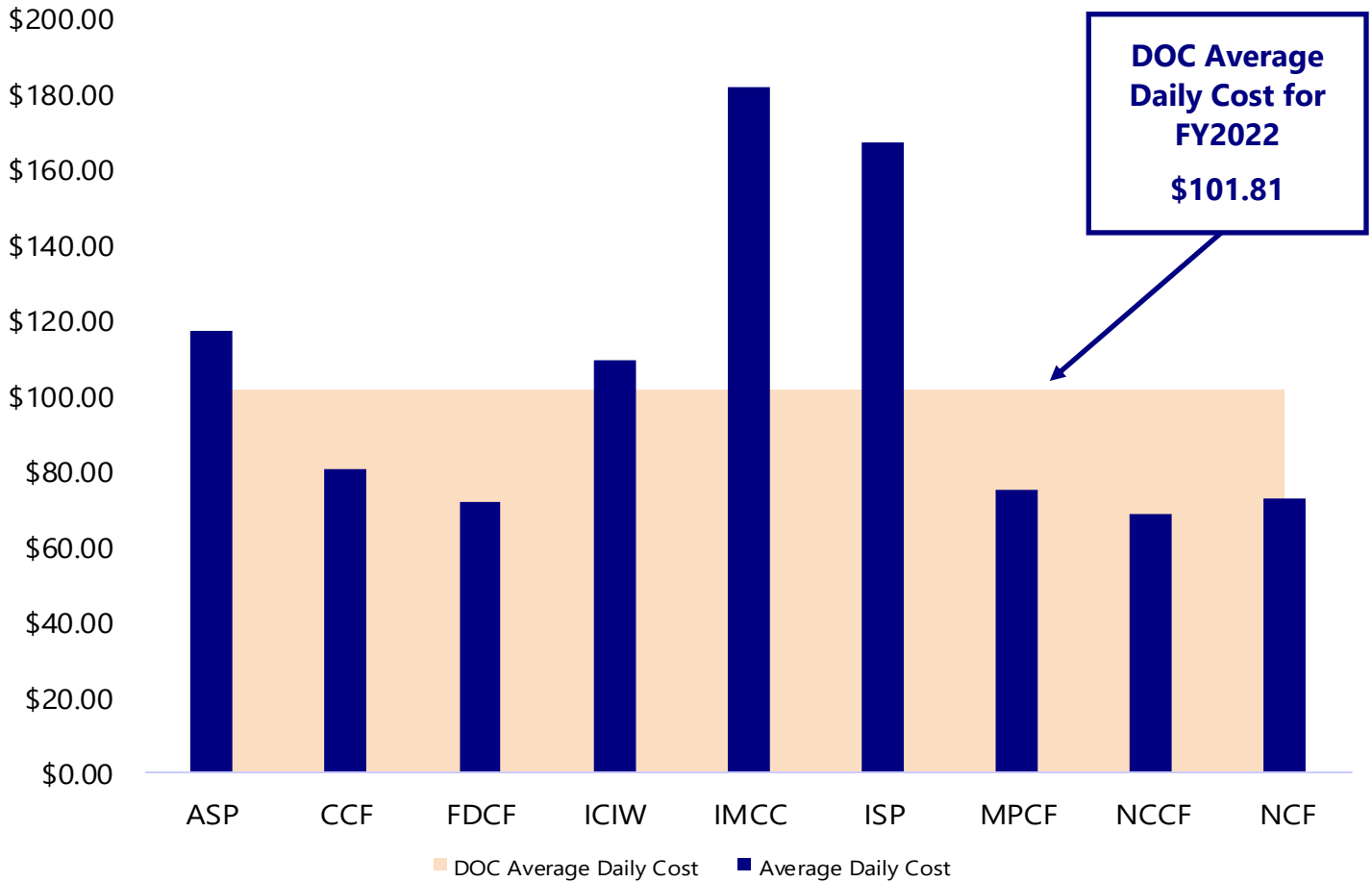
Institution Totals

Iowa Department of Corrections
 FY 2022 Financial Status Reports
 Through September 2022 - Hold Open

	Department Revised Budget	Year to Date Actuals	Year to Date Percentage	Projected Remaining Revenue / Expense	Projected Total	Total Projected Percentage
FTE Positions						
Correctional Officer	1,402.00					
Total Staffing	2,598.58					
Resources Available						
04B Balance Brought Forward - Local Funds	-	-	---	-	-	---
04B Balance Brought Forward - General Fund	888,820	888,820.00	100.00%	-	888,820.00	100.00%
05A Appropriation	289,487,224	289,487,225.00	100.00%	-	289,487,225.00	100.00%
--- Appropriation Transfer	-	-	---	-	-	---
--- Legislative Adjustments	-	-	---	-	-	---
201R Federal Support	26	-	0.00%	-	-	0.00%
202R Local Governments	236,499	270,015.00	114.17%	-	270,015.00	114.17%
204R Intra State Receipts	3,527,070	4,797,598.00	136.02%	-	4,797,598.00	136.02%
205R Reimbursement from Other Agencies	3,306	-	0.00%	-	-	0.00%
234R Transfers - Other Agencies	302,381	3,092,019.00	1022.56%	-	3,092,019.00	1022.56%
301R Interest	-	-	---	-	-	---
401R Fees, Licenses & Permits	631,200	962,283.00	152.45%	-	962,283.00	152.45%
501R Refunds & Reimbursements	1,239,196	1,764,227.00	142.37%	-	1,764,227.00	142.37%
602R Sale of Equipment & Salvage	110	4,647.00	4224.55%	-	4,647.00	4224.55%
603R Rents & Leases	82,876	94,895.00	114.50%	-	94,895.00	114.50%
704R Miscellaneous	-	-	---	-	-	---
Total Resources Available	296,398,708.00	301,361,729.00	101.67%	-	301,361,729.00	101.67%
Funds Expended and Encumbered						
101 Personal Services-Salaries	239,057,136	231,764,132.00	96.95%	-	231,764,132.00	96.95%
202 Personal Travel (In State)	122,266	367,762.00	300.79%	-	367,762.00	300.79%
203 State Vehicle Operation	583,915	838,623.00	143.62%	-	838,623.00	143.62%
204 Depreciation	10,278	376,718.00	3665.29%	-	376,718.00	3665.29%
205 Personal Travel (Out of State)	12,033	43,738.00	363.48%	-	43,738.00	363.48%
301 Office Supplies	194,594	235,130.00	120.83%	-	235,130.00	120.83%
302 Facility Maintenance Supplies	1,616,918	2,269,432.00	140.36%	-	2,269,432.00	140.36%
303 Equipment Maintenance Supplies	867,023	849,222.00	97.95%	-	849,222.00	97.95%
304 Professional & Scientific Supplies	1,011,182	1,787,107.00	176.73%	-	1,787,107.00	176.73%
306 Housing & Subsistence Supplies	2,519,337	2,967,954.00	117.81%	-	2,967,954.00	117.81%
307 Ag,Conservation & Horticulture Supply	56,973	94,012.00	165.01%	-	94,012.00	165.01%
308 Other Supplies	506,982	705,794.00	139.21%	-	705,794.00	139.21%
309 Printing & Binding	5	-	0.00%	-	-	0.00%
310 Drugs & Biologicals	8,556,625	9,447,220.00	110.41%	-	9,447,220.00	110.41%
311 Food	11,759,852	13,085,781.00	111.28%	-	13,085,781.00	111.28%
312 Uniforms & Related Items	1,575,348	1,491,028.00	94.65%	-	1,491,028.00	94.65%
313 Postage	52,319	32,041.00	61.24%	-	32,041.00	61.24%
401 Communications	532,263	641,744.00	120.57%	-	641,744.00	120.57%
402 Rentals	101,314	124,744.00	123.13%	-	124,744.00	123.13%
403 Utilities	9,287,749	10,847,644.00	116.80%	-	10,847,644.00	116.80%
405 Professional & Scientific Services	2,473,075	3,654,211.00	147.76%	-	3,654,211.00	147.76%
406 Outside Services	1,515,744	3,590,707.00	236.89%	-	3,590,707.00	236.89%
407 Intra-State Transfers	256	-	0.00%	-	-	0.00%
408 Advertising & Publicity	23,102	254,420.00	1101.29%	-	254,420.00	1101.29%
409 Outside Repairs/Service	1,298,597	1,903,490.00	146.58%	-	1,903,490.00	146.58%
412 Auditor of State Reimbursements	-	-	---	-	-	---
414 Reimbursement to Other Agencies	5,390,941	5,432,759.00	100.78%	-	5,432,759.00	100.78%
416 ITD Reimbursements	1,885,397	1,695,219.00	89.91%	-	1,695,219.00	89.91%
417 Worker's Compensation	-	-	---	-	-	---
418 IT Outside Services	205	1,221.00	595.61%	-	1,221.00	595.61%
419 Intra Agency Reimbursement	-	-	---	-	-	---
433 Transfers - Auditor of State	-	113,147.00	---	-	113,147.00	---
434 Transfers - Other Agencies Services	18,941	4,729.00	24.97%	-	14,429.00	76.18%
501 Equipment	397,827	1,393,324.00	350.23%	-	1,224,436.00	307.78%
502 Office Equipment	13,945	131,231.00	941.06%	-	24,027.00	172.30%
503 Equipment - Non-Inventory	266,213	594,063.00	223.15%	-	876,098.00	329.10%
510 IT Equipment	1,512,842	1,770,521.00	117.03%	-	1,499,339.00	99.11%
601 Claims	301	-	0.00%	-	-	0.00%
602 Other Expense & Obligations	3,164,557	2,465,443.00	77.91%	-	2,843,829.00	89.86%
604 Securities	-	-	---	-	-	---
701 Licenses	12,433	18,672.00	150.18%	-	18,672.00	150.18%
702 Fees	120	90.00	75.00%	-	90.00	75.00%
705 Refunds-Other	-	-	---	-	-	---
901 Capitals	100	15,785.00	15785.00%	-	15,785.00	15785.00%
Support Totals	57,341,572.00	69,244,726.00		-	69,254,426.00	
--- Balance Carry Forward - Local Funds	-	-	---	-	-	---
--- Balance Carry Forward - General Fund	-	184,573.00	---	-	184,573.00	---
--- Reversion	-	158,598.00	---	-	158,598.00	---
Total	296,398,708.00	301,352,029.00	101.67%	-	301,361,729.00	101.67%
Ending Balance						

	Department Revised Budget	Year to Date Actuals	Year to Date Percentage	Projected Remaining Revenue / Expense	Projected Total	Total Projected Percentage
FTE Positions						
Residential Officer	281.92	279.30				
Total Staffing	1,101.39	1,110.42				
Resources Available						
04B Balance Brought Forward - Local Funds	10,045,814	10,045,814.00	100.00%	-	10,045,814.00	100.00%
04B Balance Brought Forward - General Fund	-	-	---	-	-	---
05A Appropriation	96,614,479	95,951,260.00	99.31%	-	95,951,260.00	99.31%
--- Appropriation Transfer	-	-	---	-	-	---
--- Legislative Adjustments	-	-	---	-	-	---
201R Federal Support	465,203	598,454.00	128.64%	-	598,454.00	128.64%
202R Local Governments	947,644	998,668.00	105.38%	-	998,668.00	105.38%
204R Intra State Receipts	2,242,801	849,547.00	37.88%	-	849,547.00	37.88%
205R Reimbursement from Other Agencies	404,232	469,768.00	116.21%	-	469,768.00	116.21%
234R Transfers - Other Agencies	-	-	---	-	-	---
301R Interest	39,125	37,960.00	97.02%	-	37,960.00	97.02%
401R Fees, Licenses & Permits	5,295,552	5,431,676.00	102.57%	-	5,431,676.00	102.57%
501R Refunds & Reimbursements	12,698,768	13,927,415.00	109.68%	-	13,927,415.00	109.68%
602R Sale of Equipment & Salvage	-	6,122.00	---	-	6,122.00	---
603R Rents & Leases	-	-	---	-	-	---
704R Miscellaneous	309,163	263,864.00	85.35%	-	263,864.00	85.35%
Total Resources Available	129,062,781.00	128,580,548.00	99.63%	-	128,580,548.00	99.63%
Funds Expended and Encumbered						
101 Personal Services-Salaries	106,587,890	102,277,517.00	95.96%	-	102,277,517.00	95.96%
202 Personal Travel (In State)	246,026	268,315.00	109.06%	-	268,315.00	109.06%
203 State Vehicle Operation	329,063	381,060.00	115.80%	-	381,060.00	115.80%
204 Depreciation	-	-	---	-	-	---
205 Personal Travel (Out of State)	34,100	33,463.00	98.13%	-	33,463.00	98.13%
301 Office Supplies	290,590	288,176.00	99.17%	-	288,176.00	99.17%
302 Facility Maintenance Supplies	197,800	174,180.00	88.06%	-	174,180.00	88.06%
303 Equipment Maintenance Supplies	-	-	---	-	-	---
304 Professional & Scientific Supplies	300,084	297,845.00	99.25%	-	297,845.00	99.25%
306 Housing & Subsistence Supplies	323,800	365,329.00	112.83%	-	365,329.00	112.83%
307 Ag,Conservation & Horticulture Supply	-	-	---	-	-	---
308 Other Supplies	184,700	271,560.00	147.03%	-	271,560.00	147.03%
309 Printing & Binding	-	-	---	-	-	---
310 Drugs & Biologicals	-	-	---	-	-	---
311 Food	1,868,882	1,637,838.00	87.64%	-	1,637,838.00	87.64%
312 Uniforms & Related Items	5,700	7,088.00	124.35%	-	7,088.00	124.35%
313 Postage	-	-	---	-	-	---
401 Communications	834,364	807,118.00	96.73%	-	807,118.00	96.73%
402 Rentals	719,635	700,280.00	97.31%	-	700,280.00	97.31%
403 Utilities	1,442,414	1,475,728.00	102.31%	-	1,475,728.00	102.31%
405 Professional & Scientific Services	3,209,065	3,104,628.00	96.75%	-	3,104,628.00	96.75%
406 Outside Services	453,529	467,387.00	103.06%	-	467,387.00	103.06%
407 Intra-State Transfers	663,219	-	0.00%	-	-	0.00%
408 Advertising & Publicity	7,185	30,853.00	429.41%	-	30,853.00	429.41%
409 Outside Repairs/Service	1,993,626	2,312,168.00	115.98%	-	2,312,168.00	115.98%
412 Auditor of State Reimbursements	1,200	569.00	47.42%	-	569.00	47.42%
414 Reimbursement to Other Agencies	434,325	412,805.00	95.05%	-	412,805.00	95.05%
416 ITD Reimbursements	463,161	443,992.00	95.86%	-	443,992.00	95.86%
417 Worker's Compensation	8,900	7,602.00	85.42%	-	7,602.00	85.42%
418 IT Outside Services	-	-	---	-	-	---
419 Intra Agency Reimbursement	-	-	---	-	-	---
433 Transfers - Auditor of State	-	-	---	-	-	---
434 Transfers - Other Agencies Services	-	-	---	-	-	---
501 Equipment	550,895	565,563.00	102.66%	-	565,563.00	102.66%
502 Office Equipment	17,200	50,661.00	294.54%	-	50,661.00	294.54%
503 Equipment - Non-Inventory	535,962	433,614.00	80.90%	-	433,614.00	80.90%
510 IT Equipment	2,080,526	1,120,165.00	53.84%	-	1,120,165.00	53.84%
601 Claims	24,078	13,500.00	56.07%	-	13,500.00	56.07%
602 Other Expense & Obligations	520,454	595,870.00	114.49%	-	595,870.00	114.49%
604 Securities	-	-	---	-	-	---
701 Licenses	-	-	---	-	-	---
702 Fees	-	-	---	-	-	---
705 Refunds-Other	-	-	---	-	-	---
901 Capitals	1,191,127	1,023,962.00	85.97%	-	1,023,962.00	85.97%
Support Totals	18,931,610.00	17,291,319.00		-	17,291,319.00	
--- Balance Carry Forward - Local Funds	3,543,281	9,011,712.00	254.33%	-	9,011,712.00	254.33%
--- Balance Carry Forward - General Fund	-	-	---	-	-	---
--- Reversion	-	-	---	-	-	---
Total	129,062,781.00	128,580,548.00	99.63%	-	128,580,548.00	99.63%
Ending Balance						

Prison Average Daily Cost



During this fiscal year, the pharmaceutical budget became a separate budget line. The average daily cost includes pharmacy cost for each facility. This is a DECREASE of \$4.88 average daily cost from FY2021. This decrease was in part due to an increase in population from FY2021.



Iowa Corrections Offender Network (ICON)



Data Sharing Initiatives Federal, State and Local Agencies

Board of Parole
Courts (CJIS)
County Attorneys (CJIS)
County Jail Health Information Exchange
Criminal and Juvenile Justice Planning (CJJP)
Data Warehouse
Department of Education
DHS Child Care Assistance
DHC Child Support Recovery

DHS Family Investment
DHS Iowa Food Assistance
DHS Medicaid Fraud
DPS LiveScan Fingerprints
DPS Rapsheet Records (CJIS)
DPS Sex Offender Registry (CJIS)
Immigration Services
Internal Revenue Service
Iowa Workforce Development

Law Enforcement Officer Photo (CJIS)
N-DEX FBI National Data Exchange
National Corrections Reporting Program
NLETS National Law Enforcement (CJIS)
SAS: Analytics Software Solutions
Secretary of State's Office
Social Security Administration
Statewide Crime Code Tale (CJIS)
VINE Victim Notification

Deployment Dates


1999	Offender Funds Administration (Banking)
1999	Commissary Operations
2000	Case Management – Community
2002	Electronic Health Records
2003	Pharmacy Administration
2004	Case Management – Prisons
2007	Food Service Management
2008	Investigative System (CIRs)
2009	Intelligence System (ICON View)
2010	Secure Inmate Email (OMail)
2012	Case Management – PDA Integration
2013	Board of Parole Integration

Active Offenders By Supervision

28,930	Probation
8,490	Prison
4,934	Parole
2,573	Pretrial Release With Supervision
1,796	Special Sentence
1,154	Interstate Compact Probation
665	Work Release
310	Interstate Compact Parole
248	Federal
112	OWI Continuum
31	Prison Safekeeper
29	Prison Compact
23	Other

Outside Federal, State and Local Agencies with System Access

Governor's Office
Public Safety
Human Services (Child Support Recovery Unit)
Attorney General
Board of Parole
Local Sheriff and Police Departments
Immigration and Customs Enforcement
Federal Probation/Parole Offices
Citizen's Aide/Ombudsman
Criminal and Juvenile Justice Planning
Inspection and Appeals
Insurance Fraud Bureau
Vocational Rehabilitation Services




<p>First Judicial District 314 East 6th Street Waterloo, Iowa 50704 (319) 236-9626</p>	<p>Third Judicial District 515 Water Street Sioux City, Iowa 51103 (712) 252-0590</p>	<p>Fifth Judicial District 1000 Washington Avenue Des Moines, Iowa 50314 (515) 242-6600</p>	<p>Seventh Judicial District 605 Main Street Davenport, Iowa 52803 (563) 322-7986</p>
<p>Second Judicial District 111 N. Sherman Ames, IA 50010 (515) 232-1810</p>	<p>Fourth Judicial District 801 South 10th Street Council Bluffs, IA 51501 (712) 325-4943</p>	<p>Sixth Judicial District 951 29th Avenue SW Cedar Rapids, Iowa 52404 (319) 398-3675</p>	<p>Eighth Judicial District 1805 West Jefferson Fairfield, Iowa 52556 (641) 472-4242</p>

2021 ANNUAL REPORT

Iowa Department of Corrections Central Office
512 East 12th Street
Des Moines, IA 50139
Phone: 515-725-5701
Fax: 515-725-5799
E-mail: doc.information@iowa.gov
DOC Web Address: www.doc.iowa.gov

*Annual Report prepared by:
Johana Herdrich 515-805-1634*

Mission:
**Creating Opportunities
for Safer Communities**



<p>Anamosa State Penitentiary 406 North High Street Anamosa, Iowa 52205 (319) 462-3504</p>	<p>Iowa Correctional Institution for Women 300 Elm Avenue SW Mitchellville, Iowa 50169 (515) 967-4236</p>	<p>Iowa State Penitentiary 2111 330th Avenue Fort Madison, Iowa 52627 (319) 372-5432</p>
<p>Clarinda Correctional Facility 2000 North 16th Street Clarinda, Iowa 51632 (712) 542-5634</p>	<p>Iowa Medical and Classification Center 2700 Coral Ridge Avenue Coralville, Iowa 52241 (319) 626-2391</p>	<p>Newton Correctional Facility 307 South 60th Avenue, W Newton, Iowa 50208 (641) 792-7552</p>
<p>Fort Dodge Correctional Facility 1550 L Street Fort Dodge, Iowa 50501 (515) 574-4700</p>	<p>Mount Pleasant Correctional Facility 1200 East Washington Street Mount Pleasant, Iowa 52641 (319) 385-9511</p>	<p>North Central Correctional Facility 313 Lanedale Rockwell City, Iowa 50579-7464 (712) 297-7521</p>