

WORKFORCE TRAINING AND ECONOMIC DEVELOPMENT FUND

2021 Annual Progress Report



COMMUNITY COLLEGES &
WORKFORCE PREPARATION



Iowa Department of Education

Grimes State Office Building
Phone: 515-281-8260
Fax: 515-242-5988
www.educateiowa.gov

Ann Lebo, Director,
Iowa Department of Education
515-281-3436
ann.lebo@iowa.gov

Jeremy Varner, Administrator,
Division of Community Colleges
and Workforce Preparation
515-242-6187
jeremy.varner@iowa.gov

Amy Gieseke, Bureau Chief,
Bureau of Community Colleges
515-858-2234
amy.gieseke@iowa.gov

Paula Nissen, Education Program Consultant
Bureau of Community Colleges
515-418-8273
paula.nissen2@iowa.gov

Published: 2021

State of Iowa Department of Education
Grimes State Office Building
400 E. 14th Street
Des Moines, IA 50319-0146

State Board of Education
Brooke Axiotis, President, Des Moines
Bettie Bolar, Vice President, Marshalltown
Rod Bradley, Denison
Brian J. Kane, Dubuque
Michael L. Knedler, Council Bluffs
Mike May, Spirit Lake
John Robbins, Iowa Falls
Georgia Van Gundy, Waukee
Hannah Groos, Student Member, Norwalk

Administration
Ann Lebo, Director and Executive Officer of
the State Board of Education



**Division of Community Colleges and
Workforce Preparation**
Jeremy Varner, Division Administrator

Bureau of Community Colleges
Amy Gieseke, Bureau Chief
Paula Nissen, Education Program Consultant

It is the policy of the Iowa Department of Education not to discriminate on the basis of race, creed, color, sexual orientation, gender identity, national origin, sex, disability, religion, age, political party affiliation, or actual or potential parental, family or marital status in its programs, activities, or employment practices as required by the Iowa Code sections 216.9 and 256.10(2), Titles VI and VII of the Civil Rights Act of 1964 (42 U.S.C. § 2000d2000e), the Equal Pay Act of 1973 (29 U.S.C. § 206, et seq.), Title IX (Educational Amendments, 20 U.S.C. §§ 1681 – 1688), Section 504 (Rehabilitation Act of 1973, 29 U.S.C. § 794), and the Americans with Disabilities Act (42 U.S.C. § 12101, et seq.). If you have questions or complaints related to compliance with this policy by the Iowa Department of Education, please contact the legal counsel for the Iowa Department of Education, Grimes State Office Building, 400 E. 14th Street, Des Moines, IA 50319-0146, telephone number: 515-281-5295, or the Director of the Office for Civil Rights, U.S. Department of Education, Citigroup Center, 500 W. Madison Street, Suite 1475, Chicago, IL 60661-4544, telephone number: 312-730-1560, FAX number: 312-730-1576, TDD number: 877-521-2172, email: OCR.Chicago@ed.gov.

Table of Contents

- An Overview of the Workforce Training & Economic Development (WTED) Fund 1
- WTED Annual Progress Report 2
- Northeast Iowa Community College (NICC) - 01 4
- North Iowa Area Community College (NIACC) - 02 5
- Iowa Lakes Community College (ILCC) - 03 6
- Northwest Iowa Community College (NCC) - 04 7
- Iowa Central Community College (ICCC) - 05 8
- Iowa Valley Community College District (IVCCD) - 06 9
- Hawkeye Community College (HCC) - 07 10
- Eastern Iowa Community College (EICC) - 09 11
- Kirkwood Community College (KCC) - 10 12
- Des Moines Area Community College (DMACC) - 11 13
- Western Iowa Tech Community College (WITCC) - 12 14
- Iowa Western Community College (IWCC) - 13 15
- Southwestern Community College (SWCC) - 14 16
- Indian Hills Community College (IHCC) - 15 17
- Southeastern Community College (SCC) - 16 18



An Overview of the Workforce Training & Economic Development (WTED) Fund

The Workforce Training and Economic Development (WTED) Fund was established in 2003 as part of the Grow Iowa Values Fund and is currently funded through the Iowa Skilled Worker and Job Creation Fund. This fund has become an important source of funding for community college new program innovation, development and capacity building, particularly for career and technical education (CTE).

The WTED Fund is allocated annually using the community college state general aid distribution formula as provided for in Section 260C.18A of the Iowa Code.

These funds may be used to support the following community college activities:

- career academies;
- CTE programs
- entrepreneurship education and small business assistance
- general training, retraining and in-service
- educational initiatives for targeted industries

There are also other programs with separate funding sources which can be supplemented with WTED funds as follows:

- Accelerated Career Education (ACE) Infrastructure (260G)
- Gap Tuition Assistance Program (GAP) (260I)
- Iowa Jobs Training (260F)
- National Career Readiness Certification (NCRC)
- National Advanced Manufacturing Certification (NAM)
- Pathways for Academic Career and Employment (PACE) (260H)

The WTED Fund requires application of 70 percent of appropriated funds be used to support projects, programs and initiatives that fall within Iowa’s targeted industry clusters defined in statute as advanced manufacturing, information technology and insurance, alternative and renewable energy and life sciences, which include the areas of biotechnology, health care and nursing technology.

Each community college is required to provide the Iowa Department of Education (Department) the opportunity to review and comment on their proposed use of the funds and to provide an ongoing accountability process. Each year, an annual progress report and plan for the next year, outlining the proposed use of the funds appropriated, are to be submitted to the Department by September 30th.

Obligated/committed and planned carryover funds must be noted in the annual progress report and the annual plan with a documented reason for the carryover. Obligated/committed carryover indicates that the college has contracted for a product or service which has not yet been paid.

The colleges have the flexibility to modify their plans as needed during the year without Department approval. Unexpended funds may be carried over to the next fiscal year.

The charts and tables, starting on page 4, illustrate the annual expenditures, participants and completers of programs offered by each community college.



WTED Annual Progress Report

The Iowa Department of Education’s Division of Community Colleges and Workforce Preparation will provide the Iowa State Board of Education with the WTED Fund Annual Progress Report. Administration and oversight responsibility for the fund was transferred from the Iowa Economic Development Authority to the Department, effective July 1, 2013 (FY 2014). This report is the sixth annual progress report produced and distributed by the Department.

The full report outlines the programs, projects and initiatives that the community colleges have implemented during the past fiscal year.

FY 2021 Allocation:	\$15,000,000
FY 2020 Carryover:	\$ 1,953,713
Total FY 2021 WTED Fund:	\$16,953,713
Career Coach/Analyst Subscription:	<u>(\$142,500)</u>
Revised Total FY 2021 WTED Fund:	\$16,811,213

All of Iowa’s 15 community colleges submitted progress reports indicating they have fulfilled the required 70 percent threshold for training projects within Iowa’s targeted industry clusters (87 percent expended in cluster areas). The clusters are defined in statute as advanced manufacturing, information technology and insurance, alternative and renewable energy and life sciences, which include the areas of biotechnology, health care and nursing technology.

Overall expenditures totaled \$14,962,249 for FY 2021 across the following programs:

56.4%	Career & Technical Education (CTE)	\$8,433,737
22.9%	General Training, Retraining & In-Service	\$3,427,848
16.7%	Career Academies	\$2,496,733
2.2%	Entrepreneurship/Small Business Assistance	\$332,374
1.6%	Gap Tuition Assistance Program (260I)	\$238,486
0.2%	Iowa Jobs Training (260F)	\$23,633
0.1%	Pathways for Career & Employment (PACE) (260H)	\$9,438
0.0%	National Certification Programs (NCRC & NAM)	\$0
0.0%	Accelerated Career Education (ACE) (260G)	\$0

FY 2022 Obligated or Planned Funds: \$1,848,966

Note: Totals may not equal due to rounding

FY 2021 Allocation: \$15,000,000
 FY 2020 Carryover: \$1,953,713
 Total FY 2021 WTED Fund: \$16,953,713
 Career Coach/Analyst: (\$142,500)
 Total FY 2021 WTED Fund: \$16,811,213

FY 2021 Expenditures: \$14,962,247
 FY 2022 Obligated or Planned Carryover:

The description of obligated/committed and planned carryover funds are listed by college throughout Appendix B (separate document).

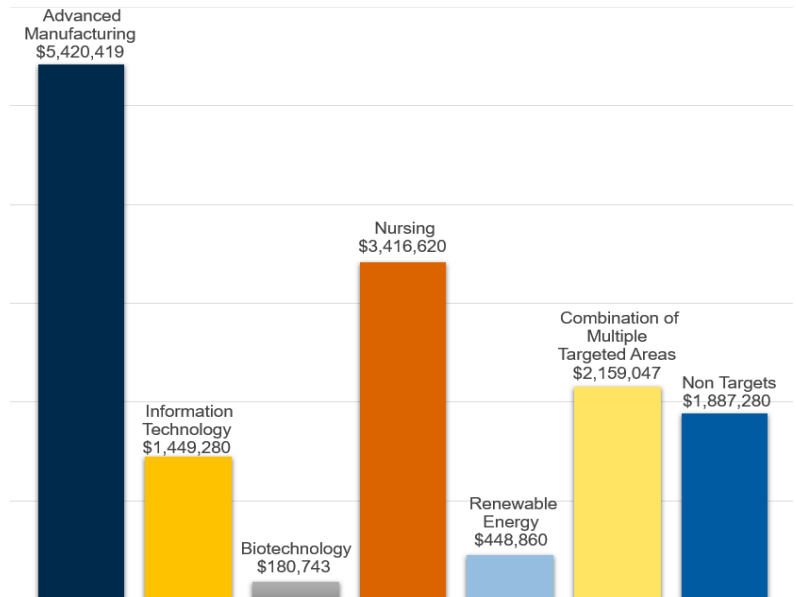
Total Expenses in Target Areas: 87%

The WTED Fund is the main source of funding for Career Academies, Career and Technical Education and General Training/ Retraining expenses. The remainder of the programs listed in this report have separate funding sources which can be supplemented by WTED funds. The expenditures listed for these programs, participants and completers* pertain to the supplemental funds used from the WTED fund only.

The majority of WTED funds were spent on salaries, contract training and equipment, though each community college distributed the use of their funds differently.

* Each training program has individual requirements and timelines for completion. Participant and completer numbers include both long- and short-term programs. It is the individual college's choice which of these programs will be supported by WTED funds, and this will reflect larger or smaller participant and completer data, depending on the program and time to completion. Additionally, participants and completers can be reflected in different fiscal years due to length of program (FY 2021 Participants and Completers by Program).

2021 EXPENDITURES BY CLUSTER



FY 2021 PARTICIPANTS, COMPLETERS & BUSINESS BY PROGRAM*

Program	Participants	Completers	Businesses
Career Academies	10,615	10,130	253
Career & Technical Education (CTE)	22,380	18,406	425
Retraining/Operational	11,694	9,806	448
ACE (260G)	-	-	-
Entrepreneurial/Small Business	180	274	1,991
Gap Tuition Assistance	127	78	2
Iowa Job Training (260F)	293	306	13
NCRC/NAM	-	-	-
PACE	15	15	-
Total	45,304	39,015	3,132

FY 2021 EXPENDITURES BY CATEGORY

Expense Category	Annual Total
Salaries (Direct Program Staff/Faculty)	\$10,078,114
Contract Training Expenses	\$1,966,173
Curriculum Development	\$34,905
Tuition Assistance	\$556,095
Marketing	\$215,617
Instructional Materials/Supplies	\$631,695
Equipment	\$1,126,247
Travel	\$22,973
Other (Specified by College)	\$330,429
Total	\$14,962,247

*Totals may differ due to rounding

Northeast Iowa Community College (NICC) - 01

FY 2021 Allocation:	\$637,124
FY 2020 Carryover:	\$231,445
EMSI Subscriptions:	(\$7,025)
Total FY 2021 WTED Fund:	\$861,544
FY 2021 Expenditures	(\$666,285)
Carryover FY 2022:	\$195,259

2021 EXPENDITURES BY TARGETED CLUSTER



Total Expenses in Target Areas: 94%

Description of planned expenditures with carryover: General Retraining projects not completed in FY21 and professional development.

See appendix for expenditure details.

2021 EXPENDITURES BY PROGRAM

Program	Total Expenditures by Program	Percent of Total Allocation Spent on Each Program	Percent Spent on Targeted Industries per Program
Career Academies	\$64,486	9.7%	100.0%
Career & Technical Education (CTE)	\$200,000	30.0%	100.0%
General Training/Retraining	\$259,524	39.0%	99.5%
ACE (260G)	-	0.0%	0.0%
Entrepreneurial/Small Business	\$139,192	20.9%	100.0%
Gap Tuition Assistance	\$3,083	0.5%	100.0%
Iowa Job Training (260F)	-	0.0%	0.0%
NCRC/NAM	-	0.0%	0.0%
PACE	-	0.0%	0.0%
Total	\$666,285	100%	

2021 PARTICIPANTS & COMPLETERS BY PROGRAM

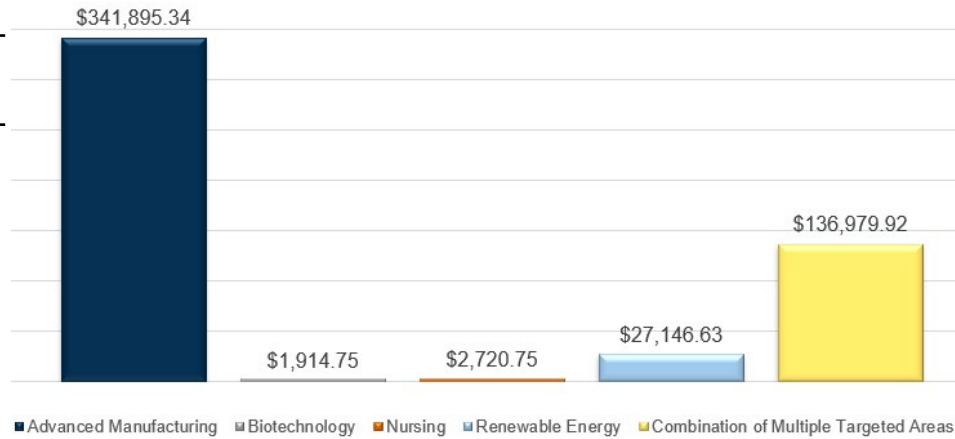
Program	Number of Businesses	Participants (Students/Employees)	Completers (Students/Employees)
Career Academies	0	260	239
Career & Technical Education (CTE)	0	291	244
General Training/Retraining	95	1,817	1,723
ACE (260G)	0	0	0
Entrepreneurial/Small Business	1,549	0	0
Gap Tuition Assistance	0	4	4
Iowa Job Training (260F)	0	0	0
NCRC/NAM	0	0	0
PACE	0	0	0
Total	1,644	2,372	2,210

Each training program has individual requirements for completion. Therefore, participants and completers may start and end in different fiscal years and should not be compared.

North Iowa Area Community College (NIACC) - 02

FY 2021 Allocation:	\$547,217
FY 2020 Carryover:	\$120,231
EMSI Subscriptions:	(\$7,110)
Total FY 2021 WTED Fund:	\$660,338
FY 2021 Expenditures	(\$594,193)
Carryover FY 2022:	\$66,145

2021 EXPENDITURES BY TARGETED CLUSTER



Total Expenses in Target Areas: 86%

Description of planned expenditures with carryover: General Retraining projects not completed in FY21 and COVID-related changes.

See appendix for expenditure details.

2021 EXPENDITURES BY PROGRAM

Program	Total Expenditures by Program	Percent of Total Allocation Spent on Each Program	Percent Spent on Targeted Industries per Program
Career Academies	\$60,042	10.1%	100.0%
Career & Technical Education (CTE)	\$324,615	54.6%	97.3%
General Training/Retraining	\$204,536	34.4%	63.5%
ACE (260G)	\$-	0.0%	0.0%
Entrepreneurial/Small Business	\$5,000	0.8%	100.0%
Gap Tuition Assistance	\$-	0.0%	0.0%
Iowa Job Training (260F)	\$-	0.0%	0.0%
NCRC/NAM	\$-	0.0%	0.0%
PACE	\$-	0.0%	0.0%
Total	\$594,193	100%	

2021 PARTICIPANTS & COMPLETERS BY PROGRAM

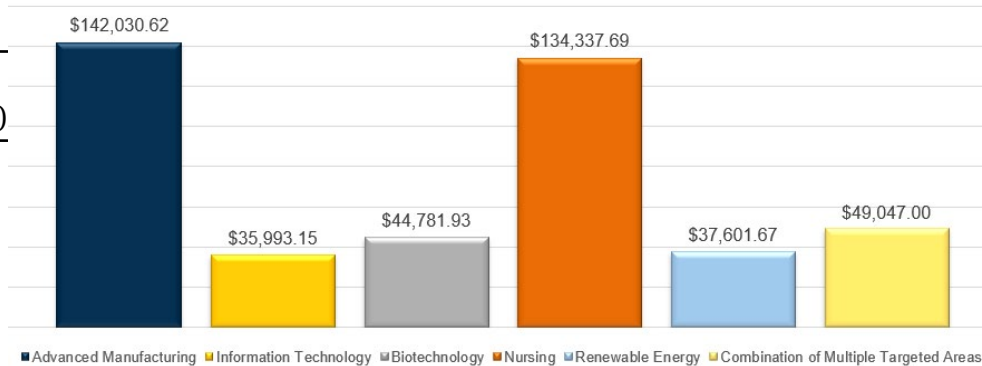
Program	Number of Businesses	Participants (Students/Employees)	Completers (Students/Employees)
Career Academies	0	0	0
Career & Technical Education (CTE)	62	718	702
General Training/Retraining	35	470	0
ACE (260G)	0	0	0
Entrepreneurial/Small Business	18	31	0
Gap Tuition Assistance	0	0	0
Iowa Job Training (260F)	0	0	0
NCRC/NAM	0	0	0
PACE	0	0	0
Total	115	1,219	702

Each training program has individual requirements for completion. Therefore, participants and completers may start and end in different fiscal years and should not be compared.

Iowa Lakes Community College (ILCC) - 03

FY 2021 Allocation:	\$450,366
FY 2020 Carryover:	\$0
EMSI Subscriptions:	(\$6,574)
Total FY 2021 WTED Fund:	\$443,792
FY 2021 Expenditures	(\$443,792)
Carryover FY 2022:	\$0

2021 EXPENDITURES BY TARGETED CLUSTER



Total Expenses in Target Areas: 100%

See appendix for expenditure details.

2021 EXPENDITURES BY PROGRAM

Program	Total Expenditures by Program	Percent of Total Allocation Spent on Each Program	Percent Spent on Targeted Industries per Program
Career Academies	\$-	0.0%	0.0%
Career & Technical Education (CTE)	\$364,184	82.1%	100.0%
General Training/Retraining	\$79,608	17.9%	100.0%
ACE (260G)	\$-	0.0%	0.0%
Entrepreneurial/Small Business	\$-	0.0%	0.0%
Gap Tuition Assistance	\$-	0.0%	0.0%
Iowa Job Training (260F)	\$-	0.0%	0.0%
NCRC/NAM	\$-	0.0%	0.0%
PACE	\$-	0.0%	0.0%
Total	\$443,792	100%	

2021 PARTICIPANTS & COMPLETERS BY PROGRAM

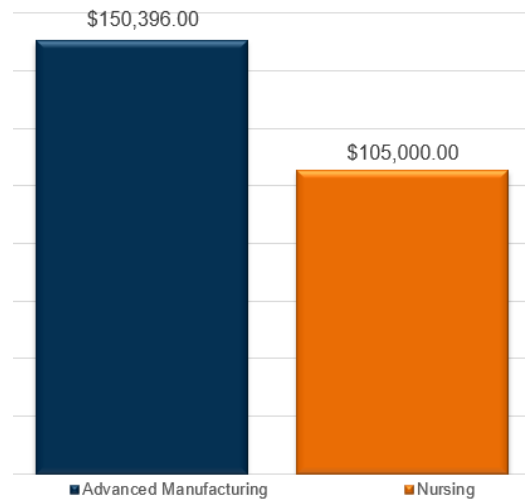
Program	Number of Businesses	Participants (Students/Employees)	Completers (Students/Employees)
Career Academies	0	0	0
Career & Technical Education (CTE)	0	284	284
General Training/Retraining	23	460	460
ACE (260G)	0	0	0
Entrepreneurial/Small Business	0	0	0
Gap Tuition Assistance	0	0	0
Iowa Job Training (260F)	0	0	0
NCRC/NAM	0	0	0
PACE	0	0	0
Total	23	744	744

Each training program has individual requirements for completion. Therefore, participants and completers may start and end in different fiscal years and should not be compared.

Northwest Iowa Community College (NCC) - 04

FY 2021 Allocation:	\$278,638
FY 2020 Carryover:	\$15,688
EMSI Subscriptions:	<u>(\$3,242)</u>
Total FY 2021 WTED Fund:	\$291,084
FY 2021 Expenditures	<u>(\$255,396)</u>
Carryover FY 2022:	\$35,688

2021 EXPENDITURES BY TARGETED CLUSTER



Total Expenses in Target Areas: 100%

See appendix for expenditure details.

2021 EXPENDITURES BY PROGRAM

Program	Total Expenditures by Program	Percent of Total Allocation Spent on Each Program	Percent Spent on Targeted Industries per Program
Career Academies	\$-	0.0%	0.0%
Career & Technical Education (CTE)	\$255,396	100.0%	100.0%
General Training/Retraining	\$-	0.0%	0.0%
ACE (260G)	\$-	0.0%	0.0%
Entrepreneurial/Small Business	\$-	0.0%	0.0%
Gap Tuition Assistance	\$-	0.0%	0.0%
Iowa Job Training (260F)	\$-	0.0%	0.0%
NCRC/NAM	\$-	0.0%	0.0%
PACE	\$-	0.0%	0.0%
Total	\$255,396	100%	

2021 PARTICIPANTS & COMPLETERS BY PROGRAM

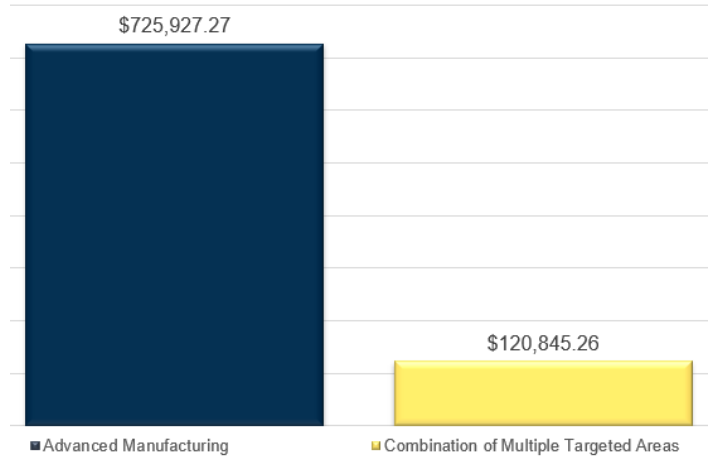
Program	Number of Businesses	Participants (Students/Employees)	Completers (Students/Employees)
Career Academies	0	0	0
Career & Technical Education (CTE)	0	181	115
General Training/Retraining	0	0	0
ACE (260G)	0	0	0
Entrepreneurial/Small Business	0	0	0
Gap Tuition Assistance	0	0	0
Iowa Job Training (260F)	0	0	0
NCRC/NAM	0	0	0
PACE	0	0	0
Total	0	181	115

Each training program has individual requirements for completion. Therefore, participants and completers may start and end in different fiscal years and should not be compared.

Iowa Central Community College (ICCC) - 05

FY 2021 Allocation:	\$981,206
FY 2020 Carryover:	\$0
EMSI Subscriptions:	(\$8,075)
Total FY 2021 WTED Fund:	\$973,131
FY 2021 Expenditures	(\$973,131)
Carryover FY 2022:	\$0

2021 EXPENDITURES BY TARGETED CLUSTER



Total Expenses in Target Areas: 100%

See appendix for expenditure details.

2021 EXPENDITURES BY PROGRAM

Program	Total Expenditures by Program	Percent of Total Allocation Spent on Each Program	Percent Spent on Targeted Industries per Program
Career Academies	\$54,139	5.6%	100.0%
Career & Technical Education (CTE)	\$783,844	80.5%	85.8%
General Training/Retraining	\$110,527	11.4%	100.0%
ACE (260G)	\$-	0.0%	0.0%
Entrepreneurial/Small Business	\$15,000	1.5%	100.0%
Gap Tuition Assistance	\$9,622	1.0%	100.0%
Iowa Job Training (260F)	\$-	0.0%	0.0%
NCRC/NAM	\$-	0.0%	0.0%
PACE	\$-	0.0%	0.0%
Total	\$973,131	100%	

2021 PARTICIPANTS & COMPLETERS BY PROGRAM

Program	Number of Businesses	Participants (Students/Employees)	Completers (Students/Employees)
Career Academies	6	52	38
Career & Technical Education (CTE)	67	1,563	1,373
General Training/Retraining	13	1,501	1,501
ACE (260G)	0	0	0
Entrepreneurial/Small Business	0	0	0
Gap Tuition Assistance	2	5	5
Iowa Job Training (260F)	0	0	0
NCRC/NAM	0	0	0
PACE	0	0	0
Total	88	3,121	2,917

Each training program has individual requirements for completion. Therefore, participants and completers may start and end in different fiscal years and should not be compared.

Iowa Valley Community College District (IVCCD) - 06

FY 2021 Allocation:	\$496,420
FY 2020 Carryover:	\$178,195
EMSI Subscriptions:	<u>(\$6,311)</u>
Total FY 2021 WTED Fund:	\$668,304
FY 2021 Expenditures	<u>(\$515,284)</u>
Carryover FY 2022:	\$153,020

2021 EXPENDITURES BY TARGETED CLUSTER



Total Expenses in Target Areas: 100%

Description of planned expenditures with carryover: Pre-employment training and equipment for manufacturing and utility programs.

See appendix for expenditure details.

2021 EXPENDITURES BY PROGRAM

Program	Total Expenditures by Program	Percent of Total Allocation Spent on Each Program	Percent Spent on Targeted Industries per Program
Career Academies	\$-	0.0%	0.0%
Career & Technical Education (CTE)	\$471,311	91.5%	100.0%
General Training/Retraining	\$43,973	8.5%	94.9%
ACE (260G)	\$-	0.0%	0.0%
Entrepreneurial/Small Business	\$-	0.0%	0.0%
Gap Tuition Assistance	\$-	0.0%	0.0%
Iowa Job Training (260F)	\$-	0.0%	0.0%
NCRC/NAM	\$-	0.0%	0.0%
PACE	\$-	0.0%	0.0%
Total	\$515,284	100%	

2021 PARTICIPANTS & COMPLETERS BY PROGRAM

Program	Number of Businesses	Participants (Students/Employees)	Completers (Students/Employees)
Career Academies	0	0	0
Career & Technical Education (CTE)	32	195	216
General Training/Retraining	17	102	80
ACE (260G)	0	0	0
Entrepreneurial/Small Business	0	0	0
Gap Tuition Assistance	0	0	0
Iowa Job Training (260F)	0	0	0
NCRC/NAM	0	0	0
PACE	0	0	0
Total	49	297	296

Each training program has individual requirements for completion. Therefore, participants and completers may start and end in different fiscal years and should not be compared.

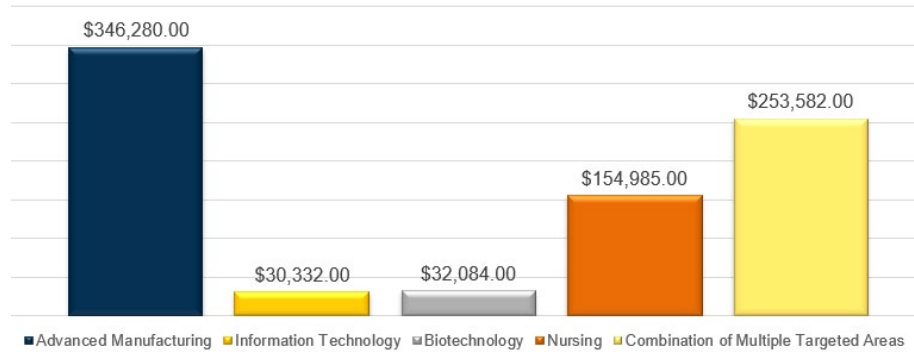
Hawkeye Community College (HCC) - 07

FY 2021 Allocation:	\$885,322
FY 2020 Carryover:	\$35,389
EMSI Subscriptions:	(\$9,603)
Total FY 2021 WTED Fund:	\$911,108
FY 2021 Expenditures	(\$911,019)
Carryover FY 2022:	\$89

Total Expenses in Target Areas: 90%

See appendix for expenditure details.

2021 EXPENDITURES BY TARGETED CLUSTER



2021 EXPENDITURES BY PROGRAM

Program	Total Expenditures by Program	Percent of Total Allocation Spent on Each Program	Percent Spent on Targeted Industries per Program
Career Academies	\$197,689	21.7%	97.3%
Career & Technical Education (CTE)	\$238,856	26.2%	99.4%
General Training/Retraining	\$248,693	27.3%	91.4%
ACE (260G)	\$-	0.0%	0.0%
Entrepreneurial/Small Business	\$-	0.0%	0.0%
Gap Tuition Assistance	\$225,781	24.8%	100.0%
Iowa Job Training (260F)	\$-	0.0%	0.0%
NCRC/NAM	\$-	0.0%	0.0%
PACE	\$-	0.0%	0.0%
Total	\$911,019	100%	

2021 PARTICIPANTS & COMPLETERS BY PROGRAM

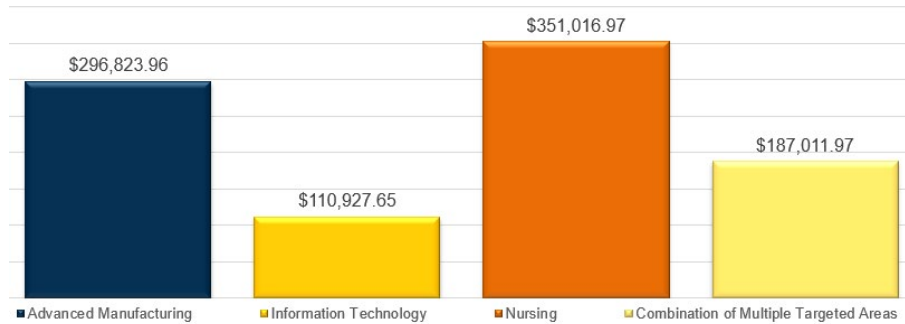
Program	Number of Businesses	Participants (Students/Employees)	Completers (Students/Employees)
Career Academies	0	1,077	1,056
Career & Technical Education (CTE)	0	485	210
General Training/Retraining	24	806	754
ACE (260G)	0	0	0
Entrepreneurial/Small Business	0	0	0
Gap Tuition Assistance	0	118	69
Iowa Job Training (260F)	0	0	0
NCRC/NAM	0	0	0
PACE	0	0	0
Total	24	2,486	2,089

Each training program has individual requirements for completion. Therefore, participants and completers may start and end in different fiscal years and should not be compared.

Eastern Iowa Community College (EICC) - 09

FY 2021 Allocation:	\$1,166,820
FY 2020 Carryover:	\$0
EMSI Subscriptions:	(\$12,171)
Total FY 2021 WTED Fund:	\$1,154,649
FY 2021 Expenditures	(\$1,154,649)
Carryover FY 2022:	\$0

2021 EXPENDITURES BY TARGETED CLUSTER



Total Expenses in Target Areas: 82%

See appendix for expenditure details.

2021 EXPENDITURES BY PROGRAM

Program	Total Expenditures by Program	Percent of Total Allocation Spent on Each Program	Percent Spent on Targeted Industries per Program
Career Academies	\$149,022	12.9%	45.0%
Career & Technical Education (CTE)	\$722,152	62.5%	82.4%
General Training/Retraining	\$283,475	24.6%	100.0%
ACE (260G)	\$-	0.0%	0.0%
Entrepreneurial/Small Business	\$-	0.0%	0.0%
Gap Tuition Assistance	\$-	0.0%	0.0%
Iowa Job Training (260F)	\$-	0.0%	0.0%
NCRC/NAM	\$-	0.0%	0.0%
PACE	\$-	0.0%	0.0%
Total	\$1,154,649	100%	

2021 PARTICIPANTS & COMPLETERS BY PROGRAM

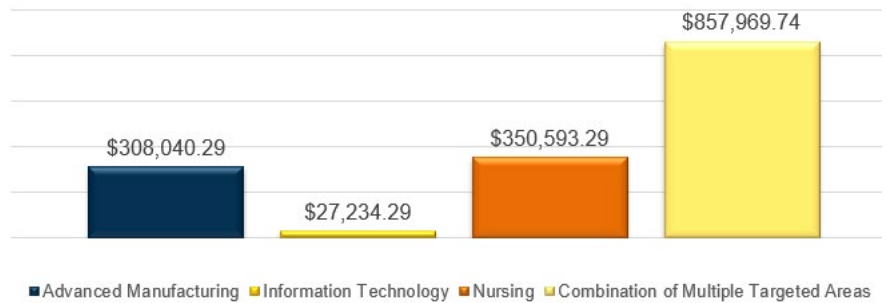
Program	Number of Businesses	Participants (Students/Employees)	Completers (Students/Employees)
Career Academies	6	71	16
Career & Technical Education (CTE)	0	723	166
General Training/Retraining	8	307	0
ACE (260G)	0	0	0
Entrepreneurial/Small Business	0	0	0
Gap Tuition Assistance	0	0	0
Iowa Job Training (260F)	0	0	0
NCRC/NAM	0	0	0
PACE	0	0	0
Total	14	1,101	182

Each training program has individual requirements for completion. Therefore, participants and completers may start and end in different fiscal years and should not be compared.

Kirkwood Community College (KCC) - 10

FY 2021 Allocation:	\$2,178,350
FY 2020 Carryover:	\$640,069
EMSI Subscriptions:	(\$22,281)
Total FY 2021 WTED Fund:	\$2,796,138
FY 2021 Expenditures	(\$2,219,878)
Carryover FY 2022:	\$576,260

2021 EXPENDITURES BY TARGETED CLUSTER



Total Expenses in Target Areas: 70%

Description of planned expenditures with carryover: Projects underway for health care, avionics and industrial tech redesign.

See appendix for expenditure details.

2021 EXPENDITURES BY PROGRAM

Program	Total Expenditures by Program	Percent of Total Allocation Spent on Each Program	Percent Spent on Targeted Industries per Program
Career Academies	\$842,801	38.0%	44.8%
Career & Technical Education (CTE)	\$556,661	25.1%	94.2%
General Training/Retraining	\$810,978	36.5%	77.9%
ACE (260G)	\$-	0.0%	100.0%
Entrepreneurial/Small Business	\$-	0.0%	0.0%
Gap Tuition Assistance	\$-	0.0%	0.0%
Iowa Job Training (260F)	\$-	0.0%	0.0%
NCRC/NAM	\$-	0.0%	0.0%
PACE	\$9,438	0.4%	100.0%
Total	\$2,219,878	100%	

2021 PARTICIPANTS & COMPLETERS BY PROGRAM

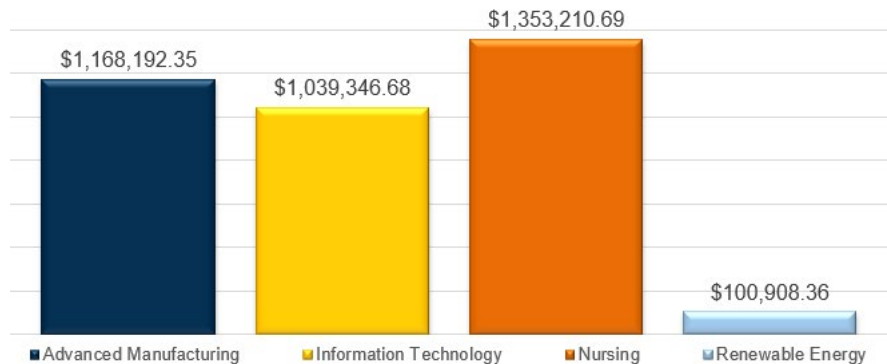
Program	Number of Businesses	Participants (Students/Employees)	Completers (Students/Employees)
Career Academies	213	6,299	6,299
Career & Technical Education (CTE)	27	2,282	2,282
General Training/Retraining	34	1,254	1,254
ACE (260G)	0	0	0
Entrepreneurial/Small Business	0	0	0
Gap Tuition Assistance	0	0	0
Iowa Job Training (260F)	0	0	0
NCRC/NAM	0	0	0
PACE	0	15	15
Total	274	9,850	9,850

Each training program has individual requirements for completion. Therefore, participants and completers may start and end in different fiscal years and should not be compared.

Des Moines Area Community College (DMACC) - 11

FY 2021 Allocation:	\$3,870,927
FY 2020 Carryover:	\$396,601
EMSI Subscriptions:	(\$23,942)
Total FY 2021 WTED Fund:	\$4,243,586
FY 2021 Expenditures	(\$3,901,909)
Carryover FY 2022:	\$341,677

2021 EXPENDITURES BY TARGETED CLUSTER



Total Expenses in Target Areas: 94%

Description of planned expenditures with carryover: COVID-related training contracts and scholarships for students not covered by other means.

See appendix for expenditure details.

2021 EXPENDITURES BY PROGRAM

Program	Total Expenditures by Program	Percent of Total Allocation Spent on Each Program	Percent Spent on Targeted Industries per Program
Career Academies	\$866,395	22.2%	100.0%
Career & Technical Education (CTE)	\$2,459,025	63.0%	95.0%
General Training/Retraining	\$576,489	14.8%	79.7%
ACE (260G)	\$-	0.0%	0.0%
Entrepreneurial/Small Business	\$-	0.0%	0.0%
Gap Tuition Assistance	\$-	0.0%	0.0%
Iowa Job Training (260F)	\$-	0.0%	0.0%
NCRC/NAM	\$-	0.0%	0.0%
PACE	\$-	0.0%	0.0%
Total	\$3,901,909	100%	

2021 PARTICIPANTS & COMPLETERS BY PROGRAM

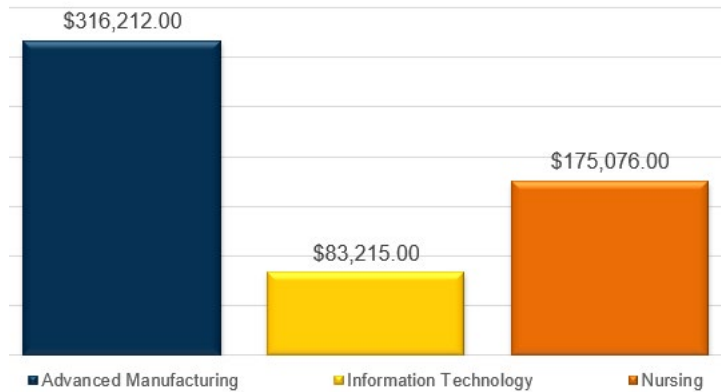
Program	Number of Businesses	Participants (Students/Employees)	Completers (Students/Employees)
Career Academies	0	2,459	2,201
Career & Technical Education (CTE)	54	11,063	9,740
General Training/Retraining	20	889	820
ACE (260G)	0	0	0
Entrepreneurial/Small Business	0	0	0
Gap Tuition Assistance	0	0	0
Iowa Job Training (260F)	0	0	0
NCRC/NAM	0	0	0
PACE	0	0	0
Total	74	14,411	12,761

Each training program has individual requirements for completion. Therefore, participants and completers may start and end in different fiscal years and should not be compared.

Western Iowa Tech Community College (WITCC) - 12

FY 2021 Allocation:	\$801,945
FY 2020 Carryover:	\$124,168
EMSI Subscriptions:	<u>(\$7,908)</u>
Total FY 2021 WTED Fund:	\$927,205
FY 2021 Expenditures	<u>(\$810,945)</u>
Carryover FY 2022:	\$269,464

2021 EXPENDITURES BY TARGETED CLUSTER



Total Expenses in Target Areas: 87%

Description of planned expenditures with carryover: Safety training equipment and training tower.

See appendix for expenditure details.

2021 EXPENDITURES BY PROGRAM

Program	Total Expenditures by Program	Percent of Total Allocation Spent on Each Program	Percent Spent on Targeted Industries per Program
Career Academies	\$52,627	8.0%	100.0%
Career & Technical Education (CTE)	\$459,647	69.9%	81.9%
General Training/Retraining	\$145,467	22.1%	100.0%
ACE (260G)	\$-	0.0%	0.0%
Entrepreneurial/Small Business	\$-	0.0%	0.0%
Gap Tuition Assistance	\$-	0.0%	0.0%
Iowa Job Training (260F)	\$-	0.0%	0.0%
NCRC/NAM	\$-	0.0%	0.0%
PACE	\$-	0.0%	0.0%
Total	\$657,741	100%	

2021 PARTICIPANTS & COMPLETERS BY PROGRAM

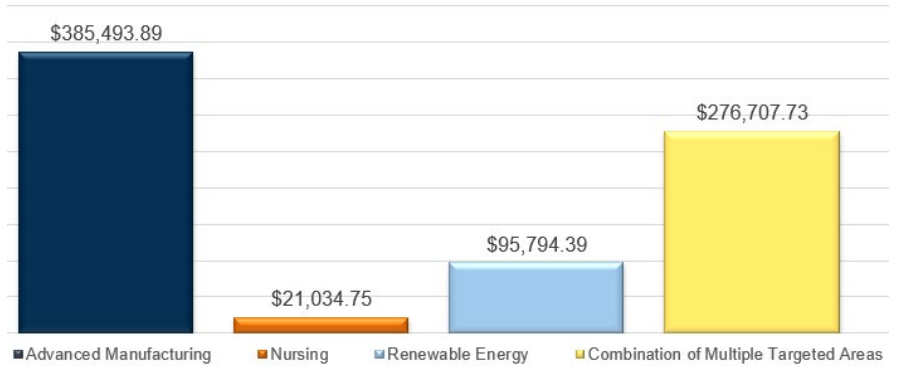
Program	Number of Businesses	Participants (Students/Employees)	Completers (Students/Employees)
Career Academies	0	176	96
Career & Technical Education (CTE)	0	1,081	261
General Training/Retraining	66	2,624	2,415
ACE (260G)	0	0	0
Entrepreneurial/Small Business	0	0	0
Gap Tuition Assistance	0	0	0
Iowa Job Training (260F)	0	0	0
NCRC/NAM	0	0	0
PACE	0	0	0
Total	66	3,881	2,772

Each training program has individual requirements for completion. Therefore, participants and completers may start and end in different fiscal years and should not be compared.

Iowa Western Community College (IWCC) - 13

FY 2021 Allocation:	\$1,138,882
FY 2020 Carryover:	\$26,730
EMSI Subscriptions:	(\$8,601)
Total FY 2021 WTED Fund:	\$1,157,011
FY 2021 Expenditures	(\$1,021,411)
Carryover FY 2022:	\$135,600

2021 EXPENDITURES BY TARGETED CLUSTER



Total Expenses in Target Areas: 76%

Description of planned expenditures with carryover: General retraining projects not completed in FY21 based on business demand.

See appendix for expenditure details.

2021 EXPENDITURES BY PROGRAM

Program	Total Expenditures by Program	Percent of Total Allocation Spent on Each Program	Percent Spent on Targeted Industries per Program
Career Academies	\$-	0.0%	0.0%
Career & Technical Education (CTE)	\$549,443	53.8%	64.1%
General Training/Retraining	\$412,092	40.3%	96.4%
ACE (260G)	\$-	0.0%	0.0%
Entrepreneurial/Small Business	\$59,876	5.9%	100.0%
Gap Tuition Assistance	\$-	0.0%	0.0%
Iowa Job Training (260F)	\$-	0.0%	0.0%
NCRC/NAM	\$-	0.0%	0.0%
PACE	\$-	0.0%	0.0%
Total	\$1,021,412	100%	

2021 PARTICIPANTS & COMPLETERS BY PROGRAM

Program	Number of Businesses	Participants (Students/Employees)	Completers (Students/Employees)
Career Academies	0	0	0
Career & Technical Education (CTE)	0	1,596	1,596
General Training/Retraining	91	935	252
ACE (260G)	0	0	0
Entrepreneurial/Small Business	173	123	0
Gap Tuition Assistance	0	0	0
Iowa Job Training (260F)	0	0	0
NCRC/NAM	0	0	0
PACE	0	0	0
Total	264	2,654	1,848

Each training program has individual requirements for completion. Therefore, participants and completers may start and end in different fiscal years and should not be compared.

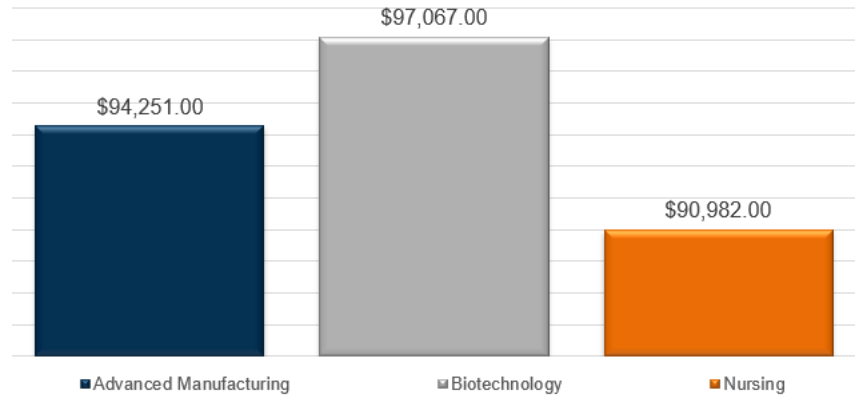
Southwestern Community College (SWCC) - 14

FY 2021 Allocation:	\$285,605
FY 2020 Carryover:	\$0
EMSI Subscriptions:	(\$3,305)
Total FY 2021 WTED Fund:	\$282,300
FY 2021 Expenditures	(\$282,300)
Carryover FY 2022:	\$0

Total Expenses in Target Areas: 100%

See appendix for expenditure details.

2021 EXPENDITURES BY TARGETED CLUSTER



2021 EXPENDITURES BY PROGRAM

Program	Total Expenditures by Program	Percent of Total Allocation Spent on Each Program	Percent Spent on Targeted Industries per Program
Career Academies	\$94,251	33.4%	100.0%
Career & Technical Education (CTE)	\$188,049	66.6%	100.0%
General Training/Retraining	\$-	0.0%	0.0%
ACE (260G)	\$-	0.0%	0.0%
Entrepreneurial/Small Business	\$-	0.0%	0.0%
Gap Tuition Assistance	\$-	0.0%	0.0%
Iowa Job Training (260F)	\$-	0.0%	0.0%
NCRC/NAM	\$-	0.0%	0.0%
PACE	\$-	0.0%	0.0%
Total	\$282,300	100%	

2021 PARTICIPANTS & COMPLETERS BY PROGRAM

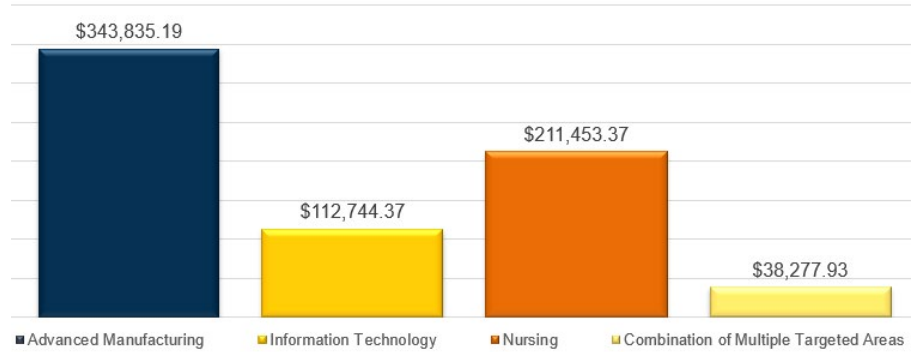
Program	Number of Businesses	Participants (Students/Employees)	Completers (Students/Employees)
Career Academies	4	29	29
Career & Technical Education (CTE)	10	257	249
General Training/Retraining	0	0	0
ACE (260G)	0	0	0
Entrepreneurial/Small Business	0	0	0
Gap Tuition Assistance	0	0	0
Iowa Job Training (260F)	0	0	0
NCRC/NAM	0	0	0
PACE	0	0	0
Total	14	286	278

Each training program has individual requirements for completion. Therefore, participants and completers may start and end in different fiscal years and should not be compared.

Indian Hills Community College (IHCC) - 15

FY 2021 Allocation:	\$798,856
FY 2020 Carryover:	\$26,795
EMSI Subscriptions:	(\$10,363)
Total FY 2021 WTED Fund:	\$815,288
FY 2021 Expenditures	(\$788,786)
Carryover FY 2022:	\$26,502

2021 EXPENDITURES BY TARGETED CLUSTER



Total Expenses in Target Areas: 100%

Description of planned expenditures with carryover: Lab assistant in the Centerville Industrial Maintenance program.

See appendix for expenditure details.

2021 EXPENDITURES BY PROGRAM

Program	Total Expenditures by Program	Percent of Total Allocation Spent on Each Program	Percent Spent on Targeted Industries per Program
Career Academies	\$109,828	13.9%	100.0%
Career & Technical Education (CTE)	\$407,684	51.7%	98.6%
General Training/Retraining	\$200,307	25.4%	79.8%
ACE (260G)	\$-	0.0%	0.0%
Entrepreneurial/Small Business	\$70,967	9.0%	100.0%
Gap Tuition Assistance	\$-	0.0%	0.0%
Iowa Job Training (260F)	\$-	0.0%	0.0%
NCRC/NAM	\$-	0.0%	0.0%
PACE	\$-	0.0%	0.0%
Total	\$788,786	100%	

2021 PARTICIPANTS & COMPLETERS BY PROGRAM

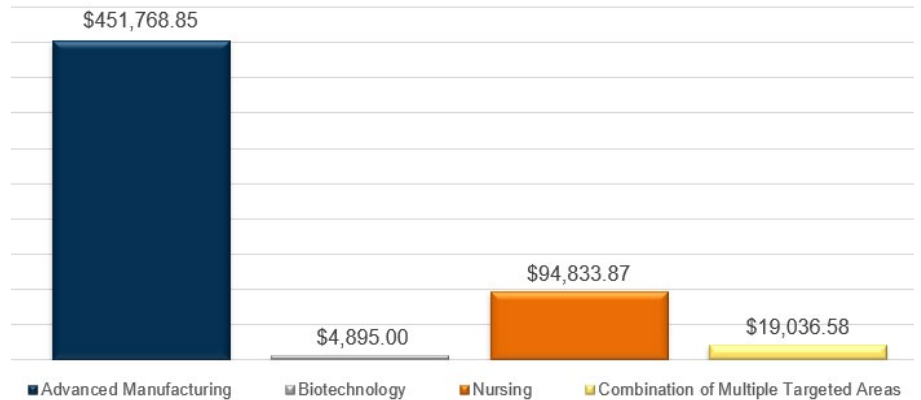
Program	Number of Businesses	Participants (Students/Employees)	Completers (Students/Employees)
Career Academies	0	50	18
Career & Technical Education (CTE)	0	325	75
General Training/Retraining	0	385	381
ACE (260G)	0	0	0
Entrepreneurial/Small Business	27	0	24
Gap Tuition Assistance	0	0	0
Iowa Job Training (260F)	0	0	0
NCRC/NAM	0	0	0
PACE	0	0	0
Total	27	760	498

Each training program has individual requirements for completion. Therefore, participants and completers may start and end in different fiscal years and should not be compared.

Southeastern Community College (SCC) - 16

FY 2021 Allocation:	\$473,323
FY 2020 Carryover:	\$158,398
EMSI Subscriptions:	(\$5,989)
Total FY 2021 WTED Fund:	\$625,732
FY 2021 Expenditures	(\$576,473)
Carryover FY 2022:	\$49,259

2021 EXPENDITURES BY TARGETED CLUSTER



Total Expenses in Target Areas: 99%

Description of planned expenditures with carryover: Nursing accreditation (3-year commitment) and CTE marketing.

See appendix for expenditure details.

2021 EXPENDITURES BY PROGRAM

Program	Total Expenditures by Program	Percent of Total Allocation Spent on Each Program	Percent Spent on Targeted Industries per Program
Career Academies	\$5,453	0.9%	100.0%
Career & Technical Education (CTE)	\$452,870	78.6%	98.7%
General Training/Retraining	\$52,179	9.1%	100.0%
ACE (260G)	\$-	0.0%	0.0%
Entrepreneurial/Small Business	\$42,339	7.3%	100.0%
Gap Tuition Assistance	\$-	0.0%	0.0%
Iowa Job Training (260F)	\$23,633	4.1%	100.0%
NCRC/NAM	\$-	0.0%	0.0%
PACE	\$-	0.0%	0.0%
Total	\$576,473	100%	

2021 PARTICIPANTS & COMPLETERS BY PROGRAM

Program	Number of Businesses	Participants (Students/Employees)	Completers (Students/Employees)
Career Academies	24	142	138
Career & Technical Education (CTE)	173	1,336	893
General Training/Retraining	22	144	166
ACE (260G)	0	0	0
Entrepreneurial/Small Business	224	26	250
Gap Tuition Assistance	0	0	0
Iowa Job Training (260F)	13	293	306
NCRC/NAM	0	0	0
PACE	0	0	0
Total	456	1,941	1,753

Each training program has individual requirements for completion. Therefore, participants and completers may start and end in different fiscal years and should not be compared.



COMMUNITY COLLEGES & WORKFORCE PREPARATION

PROSPERITY THROUGH EDUCATION

The Division of Community Colleges and Workforce Preparation within the Iowa Department of Education administers a variety of diverse programs that enhance Iowa's educational system and help to prepare a skilled and knowledgeable workforce. Divided between two bureaus — the Bureau of Community Colleges and the Bureau of Career and Technical Education — the Division is committed to providing and supporting opportunities for lifelong learning. In addition to working with Iowa's 15 public community colleges on state accreditation, program approval, equity review, and data reporting, guidance is also provided in the areas of career and technical education, workforce training and economic development, adult education and literacy, military education, the state mandated OWI education program, the GAP Tuition and PACE programs, Senior Year Plus and the Statewide Intermediary Network program.