

FISCAL UPDATE Article

Fiscal Services Division

April 15, 2026



Ground Floor, State Capitol Building

Des Moines, Iowa 50319

515.281.3566

ROAD USE TAX FUND RECEIPTS AND APRIL DISTRIBUTIONS

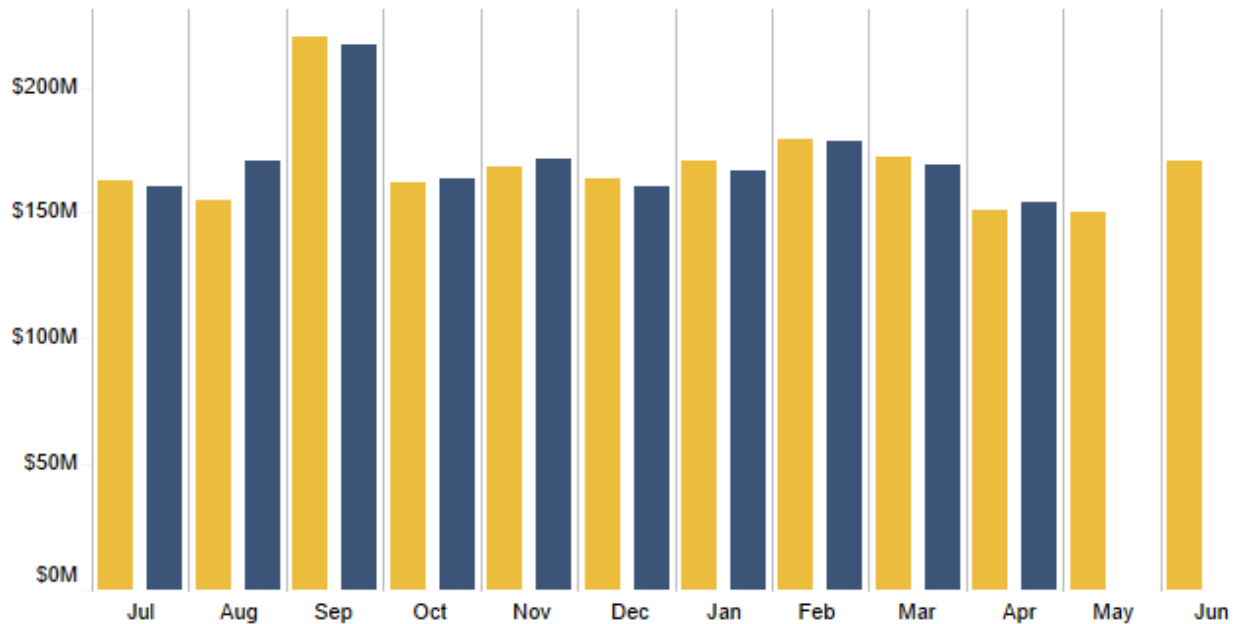
Revenue. This document tracks April distributions from the Road Use Tax Fund (RUTF) to various appropriations and road funds. These distributions are made at the beginning of the month from revenues deposited in the RUTF through the end of March 2026. Year-to-date distributions increased by \$8.8 million, or 0.5%, for FY 2026 compared to FY 2025.¹

\$1,704.9M
FY 2025 Total RUTF
Distributions Through April

\$1,713.7M
FY 2026 Total RUTF
Distributions Through April

The figure below displays distributions from the RUTF by month for FY 2025 and FY 2026. Distributions for April 2026 are \$3.0 million higher than April 2025 distributions.

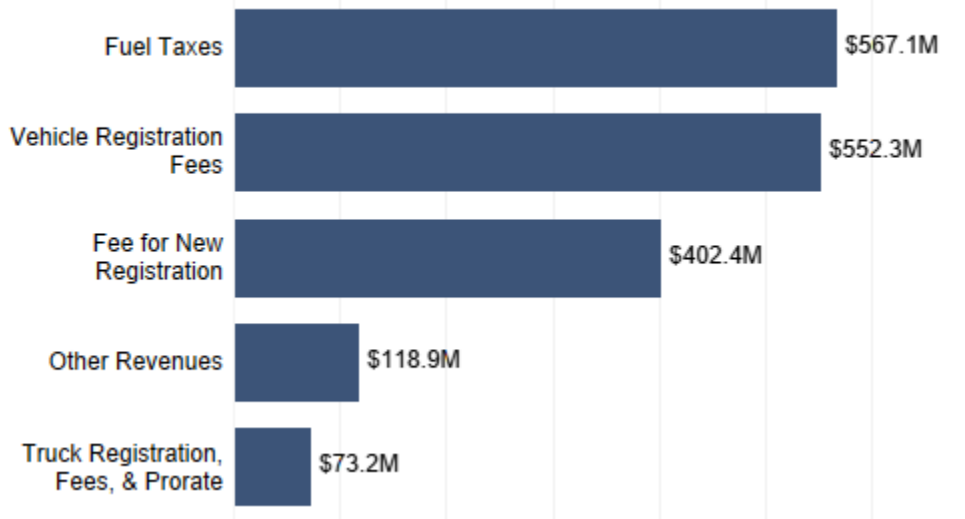
Road Use Tax Fund and TIME-21 Fund Distributions by Month
FY 2025 vs FY 2026



¹ "Fiscal year" refers to cash deposits between July 1 and June 30 without regard to accrual adjustments.

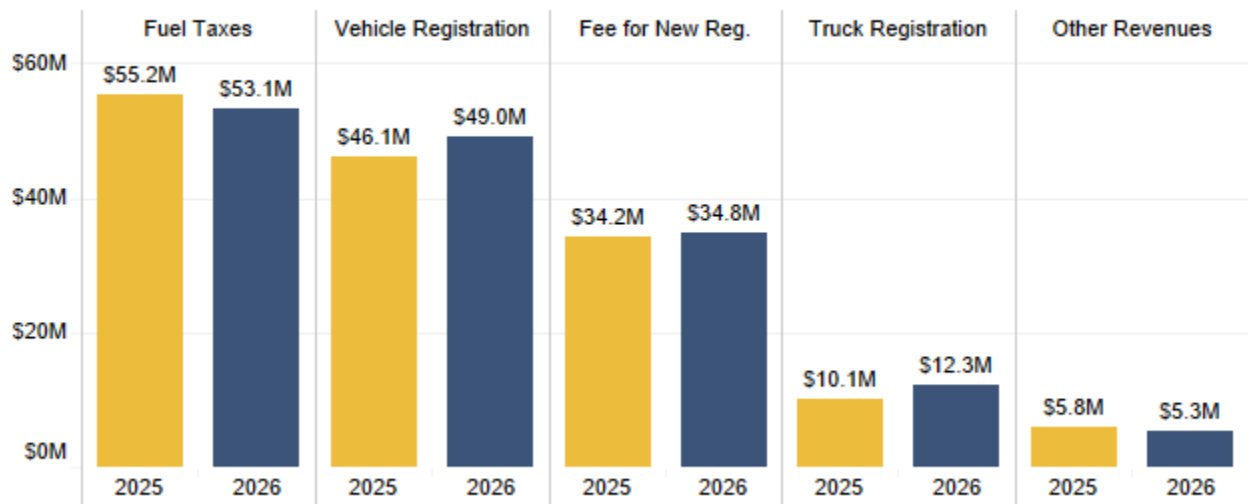
The majority of funding allocated to the RUTF is provided through fuel taxes, annual vehicle registration fees, and new vehicle registration fees. These three revenue sources have provided 88.8% of all revenue in the RUTF through March 31, 2026. Fiscal year 2026 revenues by type are displayed below.

Road Use Tax Fund Distributions by Revenue Source — FY 2026



The figure below displays revenue sources distributed in April 2026 compared to April 2025. Compared to April 2025, fuel taxes decreased by \$2.1 million, revenue from vehicle registrations increased by \$2.9 million, fees for new vehicle registrations increased by approximately \$562,000, fees for truck registrations increased by \$2.2 million, and other revenues decreased by \$539,000.

**April Distributions by Revenue Source
FY 2025 vs FY 2026**



Note: Year-over-year difference may not match the narrative description due to rounding.

Distributions. Prior to distribution, the RUTF receipts are allocated to fund appropriations from the annual Transportation Appropriations Act, standing appropriations, and codified allocations.

In April 2026, the Treasurer of State distributed \$154.5 million to allocations and appropriations. This distribution included \$9.8 million to statutory allocations and appropriations, \$7.1 million to annual appropriations, and \$137.6 million to road funds. Additional information on distributions from the RUTF is available [here](#).

RUTF April Distributions		
Off-the-Top Distributions		
	FY 2025	FY 2026
TIME-21	\$57,622,945	\$62,864,569
Statutory Distribution	\$11,418,521	\$9,807,314
Appropriations	\$6,123,616	\$7,068,655
Other Adjustment	\$0	\$0
Final RUTF Distributions		
Primary Road Fund	\$36,222,923	\$35,493,137
Secondary Road Fund - Counties	\$18,683,403	\$18,306,986
Farm-to-Market Road Fund	\$6,100,703	\$5,977,792
Street Construction Fund - Cities	\$15,251,757	\$14,944,479
Grand Total	\$151,423,868	\$154,462,932

LSA Staff Contact: Garry Martin (515.281.4611) garry.martin@legis.iowa.gov

Doc ID 1604063