

FISCAL UPDATE Article

Fiscal Services Division

November 12, 2024



Ground Floor, State Capitol Building

Des Moines, Iowa 50319

515.281.3566

ROAD USE TAX FUND RECEIPTS AND NOVEMBER DISTRIBUTIONS

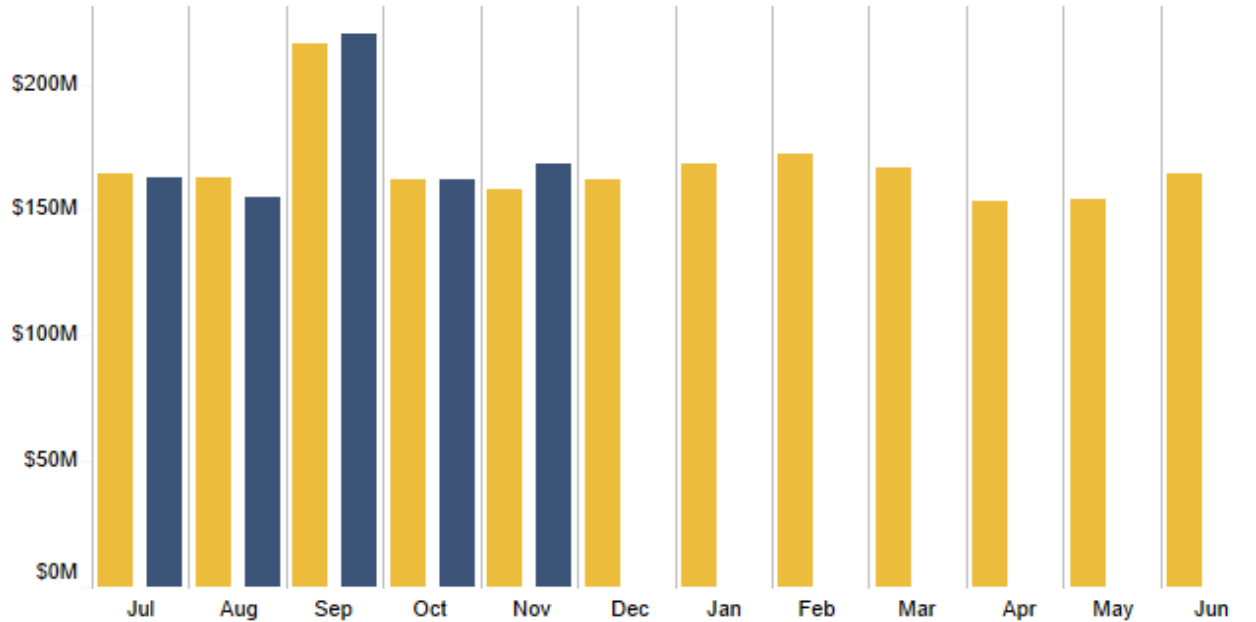
Revenue. This document tracks November distributions from the Road Use Tax Fund (RUTF) to various appropriations and road funds. These distributions are made at the beginning of the month from revenues deposited in the RUTF through the end of October 2024. Year-to-date distributions increased by \$3.2 million, or 0.4%, for FY 2025 compared to FY 2024.¹

The chart below displays distributions from the RUTF by month for FY 2024 and FY 2025. Distributions for November 2024 are \$10.1 million higher than November 2023 distributions.

\$864.9M
FY 2024 Total RUTF
Distributions Through
November

\$868.1M
FY 2025 Total RUTF
Distributions Through
November

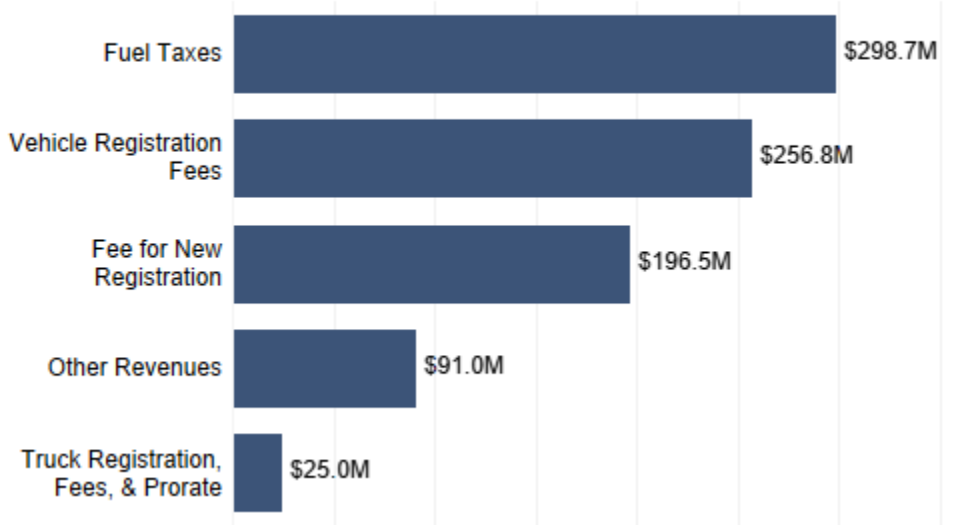
Road Use Tax Fund and TIME-21 Fund Distributions by Month
FY 2024 vs FY 2025



¹ "Fiscal year" refers to cash deposits between July 1 and June 30 without regard to accrual adjustments.

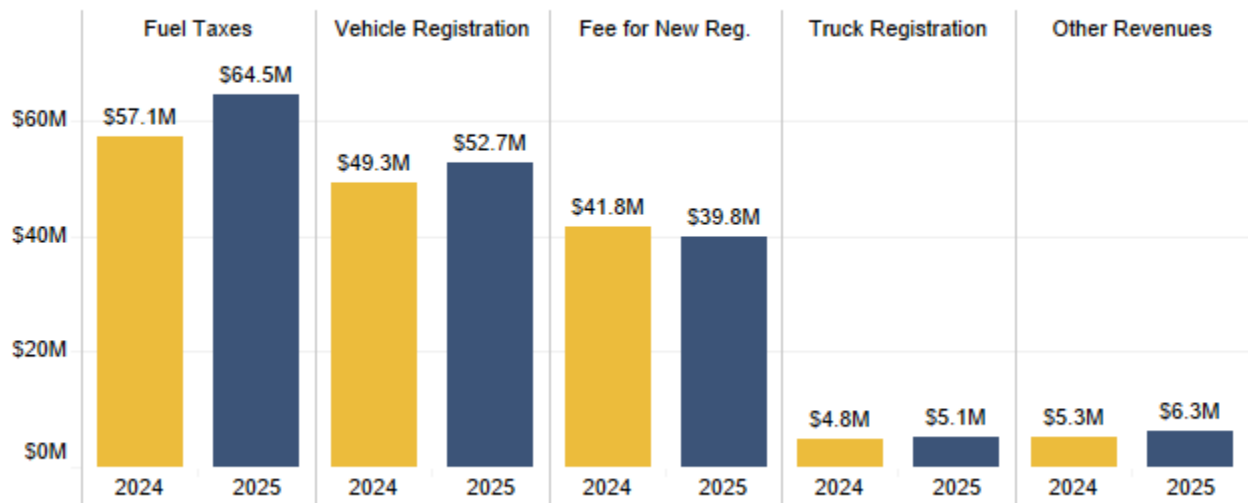
The majority of funding allocated to the RUTF is provided through fuel taxes, annual vehicle registration fees, and new vehicle registration fees. These three revenue sources provided 86.6% of all revenue in the RUTF through October 31, 2024. Fiscal year 2025 revenues by type are displayed below.

Road Use Tax Fund Distributions by Revenue Source — FY 2025



The chart below displays revenue sources distributed in November 2024 compared to November 2023. Compared to November 2023, fuel taxes increased by approximately \$7.3 million, revenue from vehicle registrations increased by approximately \$3.4 million, fees for new vehicle registrations decreased by approximately \$2.0 million, fees for truck registrations increased by approximately \$356,000, and other revenues increased by approximately \$1.0 million.

November Distributions by Revenue Source
FY 2024 vs FY 2025



Note: Year-over-year difference may not match the narrative description due to rounding.

Distributions. Prior to distribution, the RUTF receipts are allocated to fund appropriations from the annual Transportation Appropriations Act, standing appropriations, and codified allocations.

In November 2024, the Treasurer of State distributed \$168.4 million to allocations and appropriations. This distribution included \$11.7 million for statutory allocations and appropriations, \$4.4 million to annual appropriations, and \$152.3 million to road funds. Additional information on distributions from the RUTF is available [here](#).

RUTF November Distributions

Off-the-Top Distributions

	FY 2024	FY 2025
TIME-21	\$1,748,913	\$1,736,256
Statutory Distribution	\$12,709,386	\$11,683,663
Appropriations	\$4,314,801	\$4,413,892
Other Adjustment	\$0	\$0

Final RUTF Distributions

Primary Road Fund	\$66,306,586	\$71,529,086
Secondary Road Fund - Counties	\$34,200,240	\$36,893,950
Farm-to-Market Road Fund	\$11,167,425	\$12,047,004
Street Construction Fund - Cities	\$27,918,563	\$30,117,510
Grand Total	\$158,365,914	\$168,421,361

LSA Staff Contact: Garry Martin (515.281.4611) garry.martin@legis.iowa.gov

Doc ID 1463210