

FISCAL UPDATE Article

Fiscal Services Division

July 17, 2023



Ground Floor, State Capitol Building

Des Moines, Iowa 50319

515.281.3566

ROAD USE TAX FUND RECEIPTS AND JULY DISTRIBUTIONS

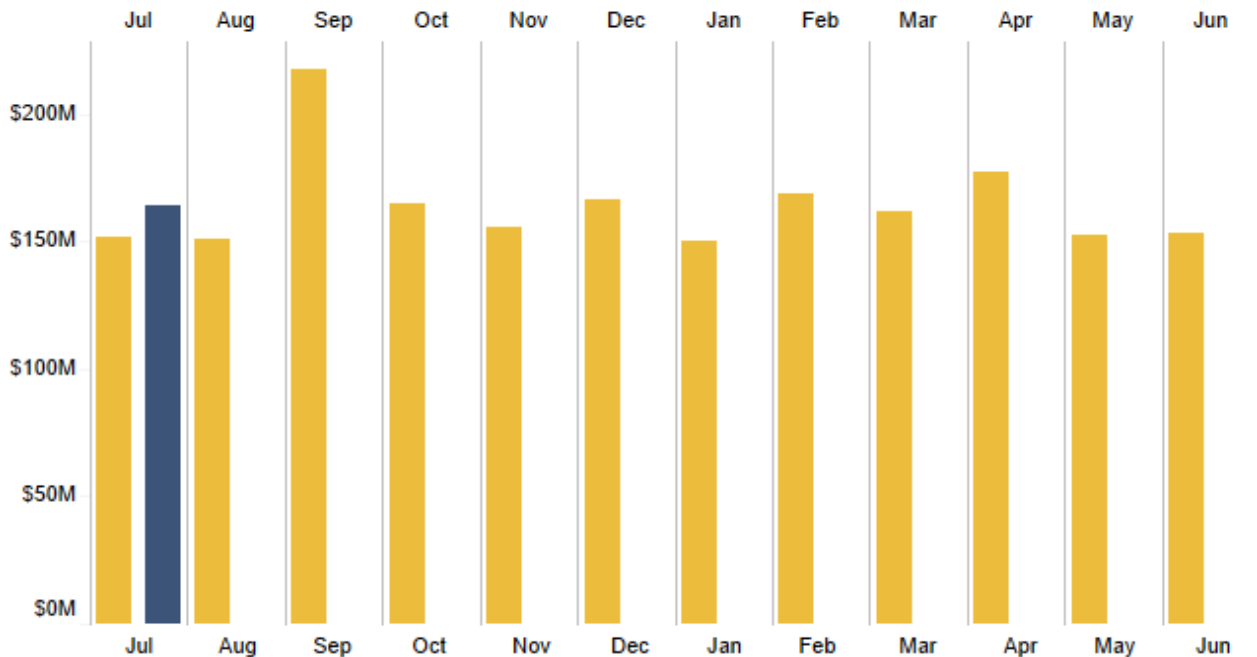
Revenue. This document tracks July distributions from the Road Use Tax Fund (RUTF) to various appropriations and road funds. These distributions are made at the beginning of the month from revenues deposited in the RUTF through the end of June 2023. Year-to-date distributions increased by \$12.6 million, or 8.3%, for FY 2024 compared to FY 2023.¹

The chart below displays distributions from the RUTF by month for FY 2023 and FY 2024. Distributions for July 2023 are \$12.6 million higher than July 2022 distributions.

\$151.7M
FY 2023 Total RUTF
Distributions Through July

\$164.3M
FY 2024 Total RUTF
Distributions Through July

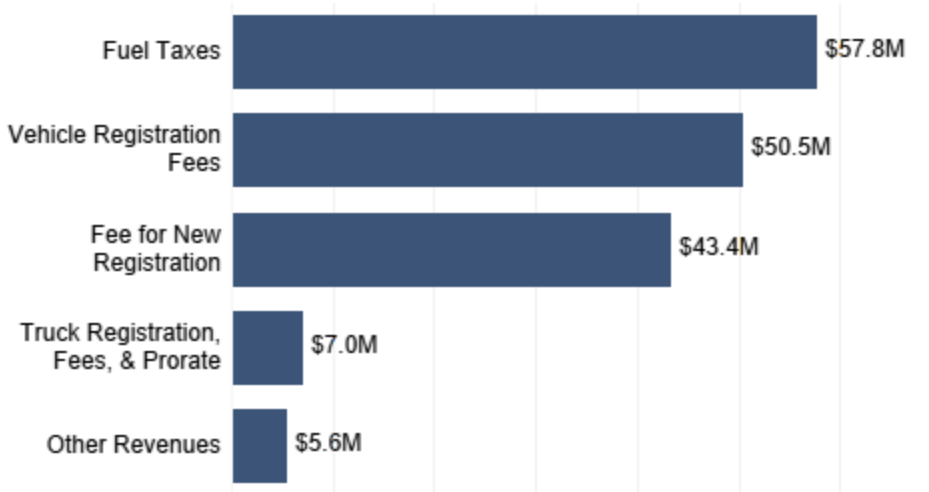
Road Use Tax Fund and TIME-21 Fund Distributions by Month
FY 2023 vs FY 2024



¹ "Fiscal year" refers to cash deposits between July 1 and June 30 without regard to accrual adjustments.

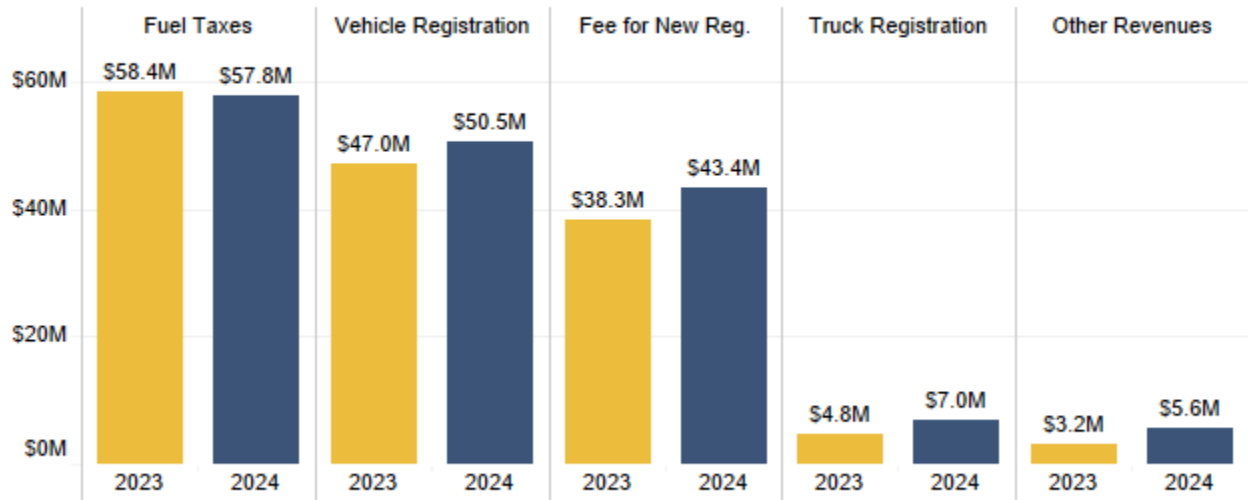
The majority of funding allocated to the RUTF is provided through fuel taxes, annual vehicle registration fees, and new vehicle registration fees. These three revenue sources have provided 92.3% of all revenue in the RUTF through June 30, 2023. Fiscal year 2024 revenues by type are displayed below.

Road Use Tax Fund Distributions by Revenue Source — FY 2024



The chart below displays revenue sources distributed in July 2023 compared to July 2022. Compared to July 2022, fuel taxes decreased by approximately \$0.6 million, revenue from vehicle registrations increased by approximately \$3.4 million, fees for new vehicle registrations increased by approximately \$5.1 million, fees for truck registrations increased by approximately \$2.3 million, and other revenues increased by approximately \$2.4 million.

July Distributions by Revenue Source
FY 2023 vs FY 2024



Note: Year-over-year difference may not match the narrative description due to rounding.

Distributions. Prior to distribution, the RUTF receipts are allocated to fund appropriations from the annual Transportation Appropriations Act, standing appropriations, and codified allocations.

In July 2023, the Treasurer of State distributed \$164.3 million to allocations and appropriations. This distribution included \$13.1 million for statutory allocations and appropriations, \$7.1 million to annual appropriations, and \$144.2 million to road funds. Additional information on distributions from the RUTF is available [here](#).

RUTF July Distributions

Off-the-Top Distributions

	FY 2023	FY 2024
TIME-21	\$0	\$0
Statutory Distribution	\$11,174,288	\$13,073,362
Appropriations	\$6,880,642	\$7,064,861
Other Adjustment	\$0	\$0

Final RUTF Distributions

Primary Road Fund	\$63,491,508	\$68,486,083
Secondary Road Fund - Counties	\$32,748,252	\$35,324,401
Farm-to-Market Road Fund	\$10,693,307	\$11,534,498
Street Construction Fund - Cities	\$26,733,267	\$28,836,245
Grand Total	\$151,721,264	\$164,319,450

LSA Staff Contact: Maria Wagenhofer (515.281.5270) maria.wagenhofer@legis.iowa.gov