

FISCAL UPDATE Article

Fiscal Services Division

August 15, 2022



Ground Floor, State Capitol Building

Des Moines, Iowa 50319

515.281.3566

ROAD USE TAX FUND RECEIPTS AND AUGUST DISTRIBUTIONS

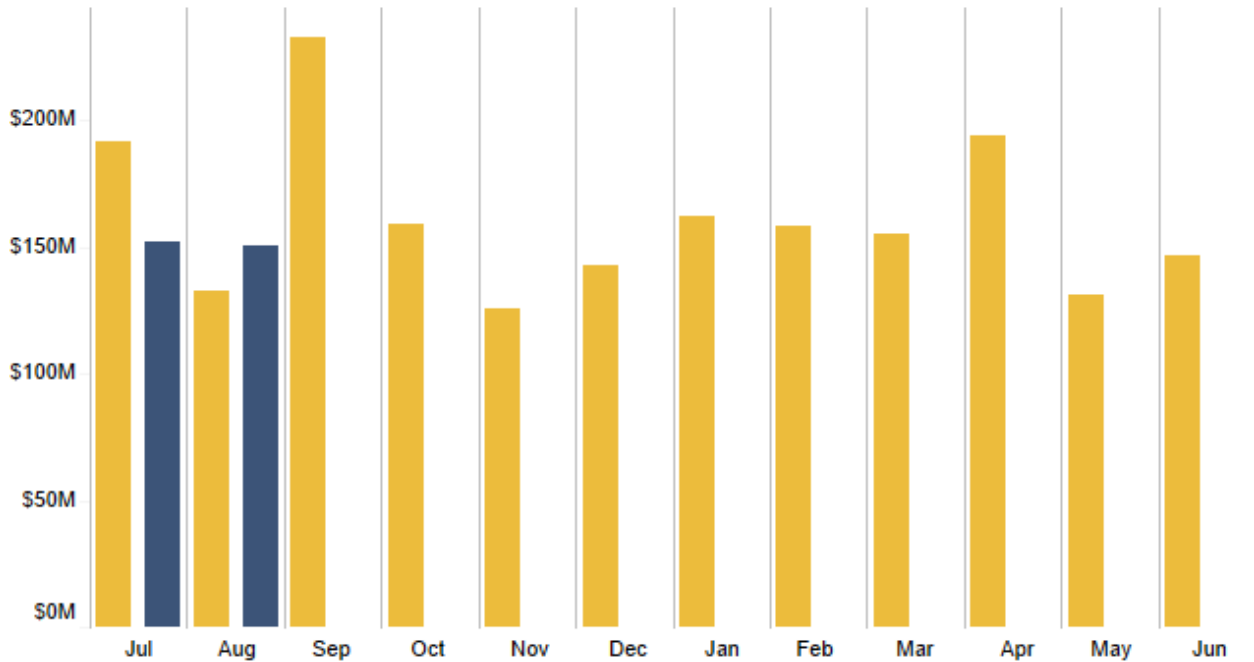
Revenue. This document tracks August distributions from the Road Use Tax Fund (RUTF) to various appropriations and road funds. These distributions are made at the beginning of the month from revenues deposited in the RUTF through the end of August 2022. Year-to-date distributions decreased by \$21.9 million, or 6.8%, for FY 2023 compared to FY 2022.¹

The chart below displays distributions from the RUTF by month for FY 2022 and FY 2023. Distributions for August 2022 are \$18 million higher than August 2021 distributions.

\$324.4M
FY 2022 Total RUTF
Distributions Through
August

\$302.5M
FY 2023 Total RUTF
Distributions Through
August

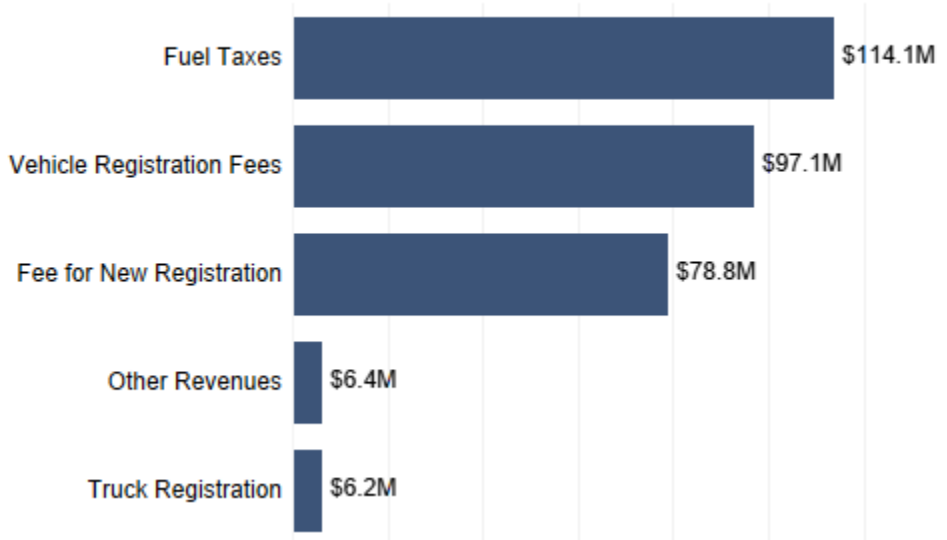
Road Use Tax Fund and TIME-21 Fund Distributions by Month
FY 2022 vs FY 2023



¹ "Fiscal year" refers to cash deposits between July 1, 2021, and June 30, 2022, without regard to accrual adjustments.

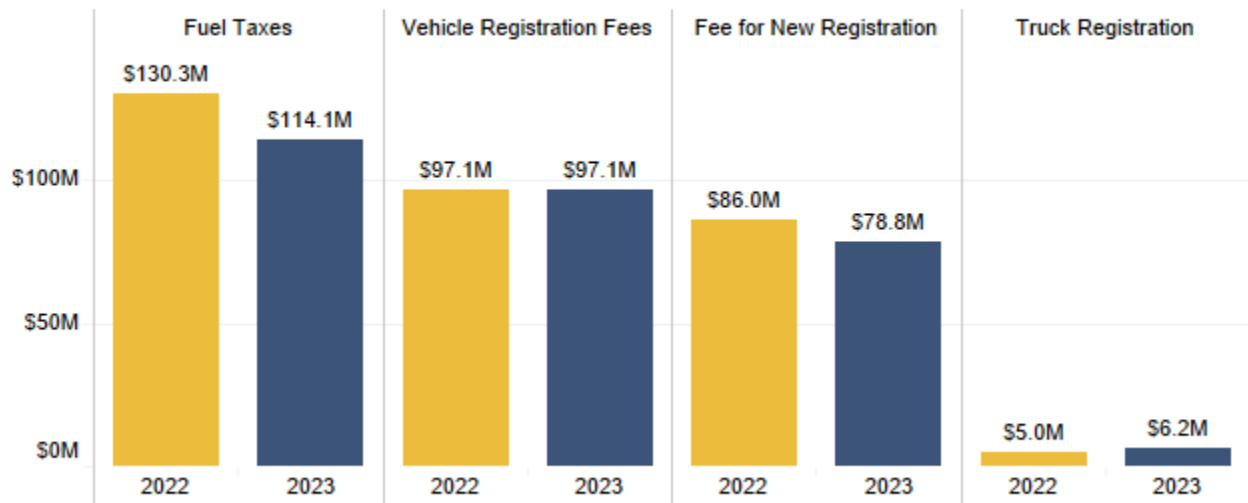
The majority of funding allocated to the RUTF is provided through fuel taxes, annual vehicle registration fees, and new vehicle registration fees. These three revenue sources have provided 95.9% of all revenue in the RUTF through July 31, 2022. Fiscal year 2023 revenues by type are displayed below.

Road Use Tax Fund Distributions by Revenue Source — FY 2023



The chart below displays revenue sources distributed in August 2021 compared to August 2022. Compared to August 2021, fuel taxes decreased by \$16.2 million, revenue from vehicle registrations decreased by \$47,000, fees for new vehicle registrations decreased by approximately \$7.1 million, and truck registrations increased by \$1.1 million.

**Distributions by Revenue Source
FY 2022 vs FY 2023**



Note: Year-over-year difference may not match the narrative description due to rounding.

Distributions. Prior to distribution, the RUTF receipts are allocated to fund appropriations from the annual Transportation Appropriations Act, standing appropriations, and codified allocations.

In August 2022, the Treasurer of State distributed \$150.8 million to allocations and appropriations. This distribution included \$13.5 million for statutory allocations and appropriations, \$4.2 million to annual appropriations, and \$131.3 million to road funds. Additional information on distributions from the RUTF is available [here](#).

RUTF August Distributions

Off-the-Top Distributions		
	FY 2022	FY 2023
TIME-21	\$0	\$1,800,299
Statutory Distribution	\$13,624,845	\$13,485,650
Appropriation	\$4,122,809	\$4,169,487
Other Adjustment	\$0	\$0
Final RUTF Distributions		
Primary Road Fund	\$54,629,107	\$62,382,976
Secondary Road Fund - Counties	\$28,177,118	\$32,176,482
Farm-to-Market Road Fund	\$9,200,692	\$10,506,606
Street Construction Fund - Cities	\$23,001,729	\$26,266,516
Grand Total	\$132,756,300	\$150,788,016

LSA Staff Contact: Danielle Beavers (515.725.1286) danielle.beavers@legis.iowa.gov

Doc ID 1293969