







721—26.18(49) Acceptable marks. If the voter uses or places marks on the ballot in a consistent manner as described in subrule 26.16(2), the marks shall be counted as votes. The following marks shall count as votes:

1. The prescribed mark as shown in the voting instructions as the correct manner of marking a vote.
2. A mark that is a close approximation of the prescribed mark but that strays outside the voting target or does not completely fill the voting target. (See Example A of this rule.)
3. Any mark inside the voting target if the mark is consistently used instead of the prescribed mark. This includes a cross, check mark, asterisk, plus sign, diagonal, horizontal, or vertical line or any mark that is substantially contained within the voting target. (See Example B of this rule.)
4. Any mark of the type described in “3” above that is near the name of a candidate or voting target. (See Examples C and D of this rule.)
5. A circle around the voting target for all choices. (See Example E of this rule.)
6. A circle around or a line drawn under the name of the candidate for all choices. (See Example F of this rule.)
7. Names of candidates not crossed out, if the voter has crossed out the names of all candidates except the number (or fewer) to be elected for each office. (See Example G of this rule.)

EXAMPLE A: Close approximations. The voter has consistently marked the ballot by scribbling in the voting targets. The marks do not completely blacken the voting target and one mark strays outside the voting target.

For Board of Supervisors

(Vote for no more than two.)







	CANDIDATE 1 (Party A)
	CANDIDATE 2 (Party A)
	CANDIDATE 3 (Party B)
	CANDIDATE 4 (Party B)
	_____
	(Write-in vote, if any)
	_____
	(Write-in vote, if any)

This example shows a vote for CANDIDATE 3 and a vote for CANDIDATE 4. The same principle applies for other voting marks. If the mark used is a close approximation of the prescribed mark, it shall be counted as a vote provided that all other applicable standards are met.

EXAMPLE B: Acceptable mark in the voting target. The voter has consistently marked each choice by putting a check mark in the voting target.

For Board of Supervisors

(Vote for no more than two.)







	CANDIDATE 1 (Party A)
	CANDIDATE 2 (Party A)
	CANDIDATE 3 (Party B)
	CANDIDATE 4 (Party B)
	_____
	(Write-in vote, if any)
	<u>Martha Stone</u>
	(Write-in vote, if any)

This example shows a vote for CANDIDATE 3 and a vote for the write-in choice, Martha Stone.

EXAMPLE C: Acceptable mark placed near the voting target. The voter has consistently marked each choice by putting a check mark in the space between the voting target and the candidate's name.

For Board of Supervisors

(Vote for no more than two.)

	CANDIDATE 1 (Party A)
	CANDIDATE 2 (Party A)
	CANDIDATE 3 (Party B)
	CANDIDATE 4 (Party B)
	_____
	(Write-in vote, if any)
	_____
	(Write-in vote, if any)

This example shows a vote for CANDIDATE 2 and a vote for CANDIDATE 3.

EXAMPLE D: Acceptable mark placed near a candidate’s name. The voter has consistently marked each choice by putting a check mark behind the candidate’s name.

For Board of Supervisors

(Vote for no more than two.)

- CANDIDATE 1 (Party A) ✓
- CANDIDATE 2 (Party A)
- CANDIDATE 3 (Party B)
- CANDIDATE 4 (Party B) ✓
- _____
(Write-in vote, if any)
- _____
(Write-in vote, if any)

This example shows a vote for CANDIDATE 1 and a vote for CANDIDATE 4.

EXAMPLE E: Choices circled. The voter has consistently marked each choice by circling the voting target.

For Board of Supervisors

(Vote for no more than two.)

- CANDIDATE 1 (Party A)
- CANDIDATE 2 (Party A)
- CANDIDATE 3 (Party B)
- CANDIDATE 4 (Party B)
- _____
(Write-in vote, if any)
- _____
(Write-in vote, if any)

This example shows a vote for CANDIDATE 1 and a vote for CANDIDATE 4.

EXAMPLE F: Choices underlined. The voter has consistently marked each choice by underlining the name of the candidate.

For Board of Supervisors

(Vote for no more than two.)

- CANDIDATE 1 (Party A)
- CANDIDATE 2 (Party A)
- CANDIDATE 3 (Party B)
- CANDIDATE 4 (Party B)
- _____
(Write-in vote, if any)
- _____
(Write-in vote, if any)

This example shows a vote for CANDIDATE 1 and a vote for CANDIDATE 4.

EXAMPLE G: Choices not crossed out. The voter has consistently marked each choice by crossing out the names of candidates not chosen.

For Board of Supervisors

(Vote for no more than two.)

- CANDIDATE 1 (Party A)
- ~~CANDIDATE 2 (Party A)~~
- ~~CANDIDATE 3 (Party B)~~
- CANDIDATE 4 (Party B)
- _____
(Write-in vote, if any)
- _____
(Write-in vote, if any)

This example shows a vote for CANDIDATE 1 and a vote for CANDIDATE 4.