Iowa Department of Corrections

Presentation to the
Transportation, Infrastructure and Capitals
Appropriations Subcommittee

John Baldwin, Director
February 2011

Iowa Department of Corrections' Institutions and Community-Based Corrections Districts

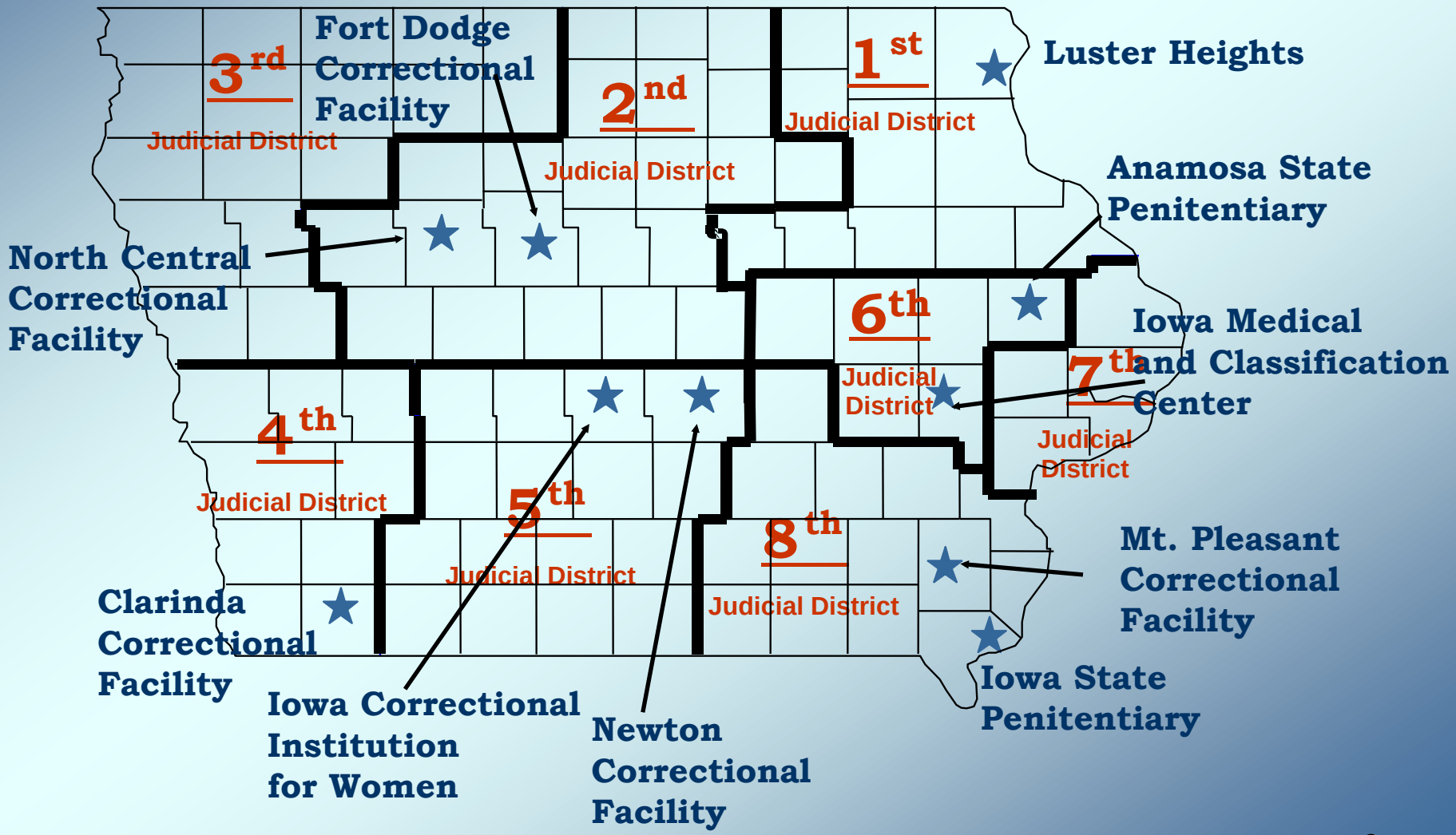

Prison Bed Space Facts

- The 9 prison facilities are listed below with bed capacity and current population. (23% over capacity)

	Capacity	Population
Anamosa State Penitentiary (ASP) Anamosa State Penitentiary & Luster Heights	999	1,248
Clarinda Correctional Facility (CCF) Clarinda Correctional Facility & Clarinda Lodge	975	1,061
Fort Dodge Correctional Facility (FDCF)	1,162	1,244
Iowa Correctional Institution for Women (ICIW)	455	561
Iowa Medical and Classification Center (IMCC)	585	998
Iowa State Penitentiary (ISP) Iowa State Penitentiary, John Bennett Unit & Clinical Care Unit	900	975
Mount Pleasant Correctional Facility (MPCF) Men's & Women's Units	874	1,049
Newton Correctional Facility (NCF) Newton Correctional Facility & Correctional Release Center	1,014	1,257
North Central Correctional Facility (NCCF)	245	502

CBC Residential Facilities

- The 20 residential facilities are listed below with their respective bed capacity.

1st District
West Union Residential Facility - 48
Dubuque Residential Facility - 80
Waterloo Residential Corr. Facility – 150 (43 additional beds for 2012)

2nd Judicial District
Curt Forbes Residential Center, Ames - 45
Fort Dodge Residential Facility – 60
Marshalltown Residential Facility - 51
Beje Clark Residential Center, Mason City - 51

3rd Judicial District
Residential Treatment Facility, Sioux City – 57 (42 additional beds for 2012)
Residential Treatment Facility, Sheldon - 30

4th Judicial District
Council Bluffs Residential Facility - 71
Council Bluffs Women's Res. Facility - 26

5th District
Fort Des Moines Work Release, Residential
OWI & Honors Correctional Center - 308
Des Moines Women's Residential Facility – 48

6th Judicial District
Hope House (John Stratton Center), Coralville - 55
Gerald R. Hinzman Center, Cedar Rapids - 83
Lary A Nelson Center, Cedar Rapids – 90
Anchor Center, Cedar Rapids – 26 (not yet opened)

7th Judicial District
Work Release Center, Davenport – 81 (39 additional beds for 2012)
Residential Corrections Facility, Davenport – 64

8th Judicial District
Ottumwa Residential Facility – 51 (25 additional beds for 2012)
Burlington Residential Facility - 60

Prison & CBC Construction Updates

- Waterloo – Construction in Progress
  - ✓ Substantial Completion – March 2011
- Davenport – New Building Complete
  - ✓ Demo Old Facility & New Parking Lot Begin – May 2011
- Rockwell City – Construction in Progress
  - ✓ Substantial Completion – July 2011
- Sioux City – Construction in Progress
  - ✓ Substantial Completion – August 2011
- Ottumwa – Construction in Progress
  - ✓ Substantial Completion – September 2011
- Mount Pleasant – Construction in Progress
  - ✓ Substantial Completion – September 2011
- Fort Madison – Construction in Progress
  - ✓ Substantial Completion – Dec 2012
- Mitchellville – Construction in Progress
  - ✓ Substantial Completion – May 2013

DESIGN

Fort Madison – Construction in Progress
Substantial Completion – Dec 2012

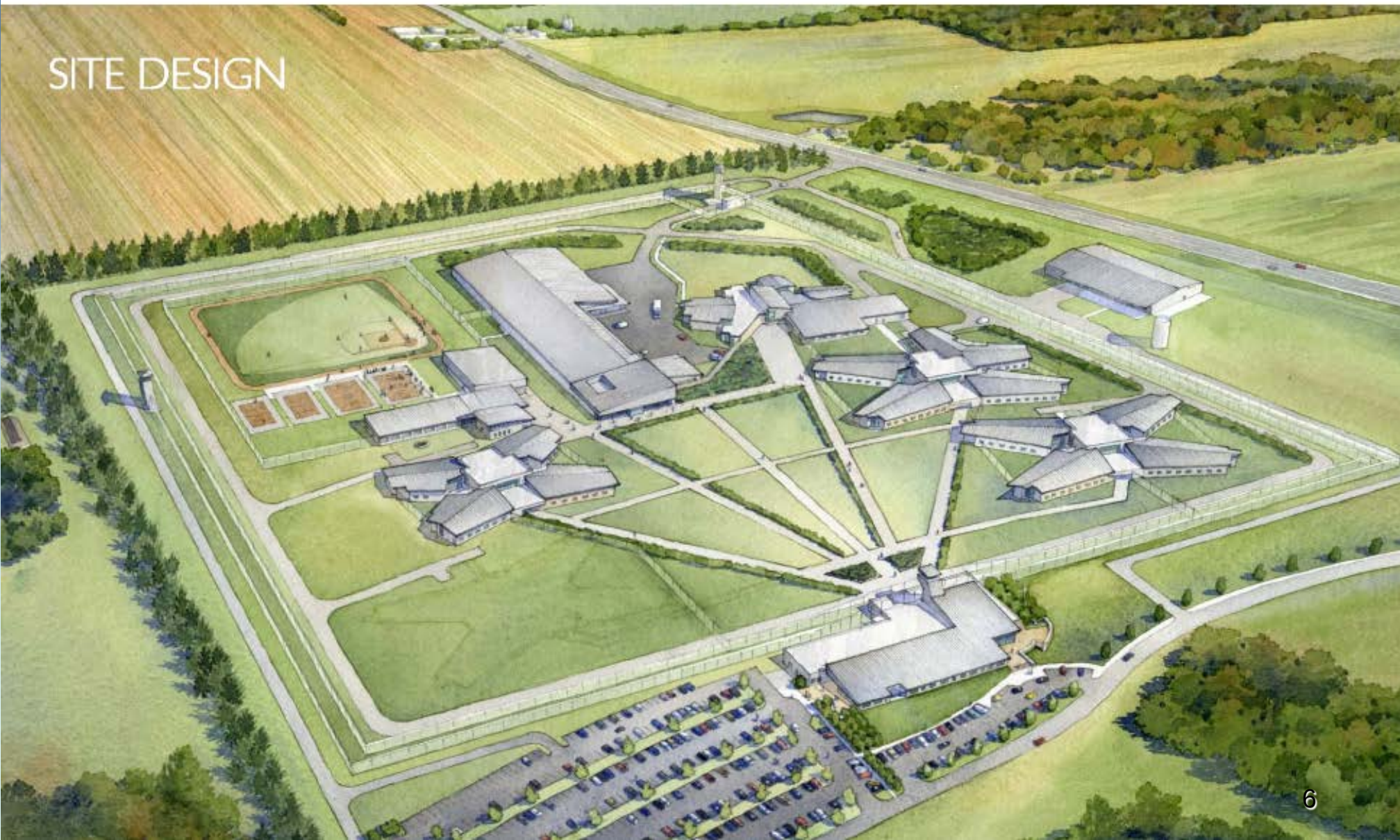

Fort Madison – Construction in Progress

Substantial Completion – Dec 2012

Housing Unit 2

Fort Madison – Construction in Progress

Substantial Completion – Dec 2012

STV BROOKS BORG SKILES ARCHITECTURE ENGINEERING LLP

BUILDING H: EXTERIOR IMAGES



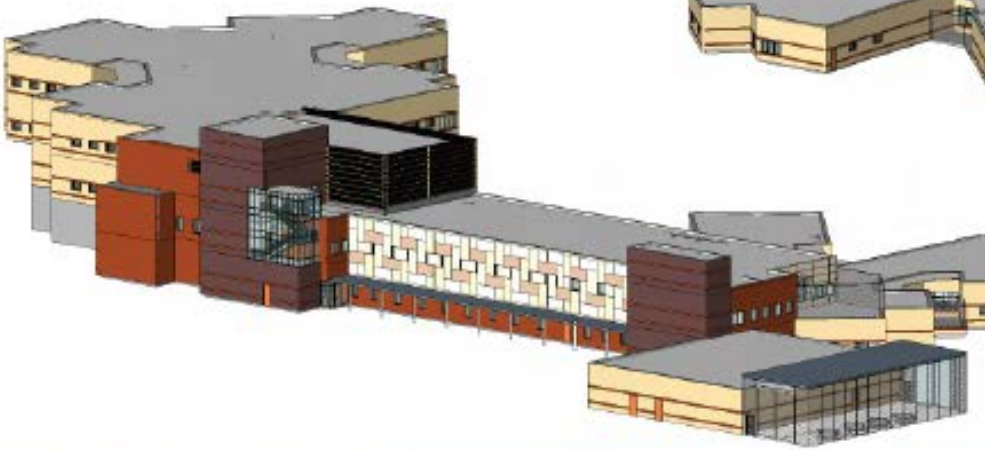

Mitchellville – Construction in Progress

Substantial Completion – May 2013

Mitchellville – Construction in Progress
Substantial Completion – May 2013
Driveway for new Intake area
of Medical / Intake housing

INVISION

Waterloo – Construction in Progress

Substantial Completion – March 2011

Waterloo – Construction in Progress

Substantial Completion – March 2011

Waterloo – Construction in Progress

Substantial Completion – March 2011

ASK STUDIO ARCHITECTS SCHIPPER KASTNER

Sioux City – Construction in Progress

Substantial Completion – August 2011

Sioux City – Construction in Progress
Substantial Completion – August 2011

Davenport – New Building Complete

Demo Old Facility & New Parking Lot Begin – May 2011

GENESIS
ARCHITECTURAL DESIGN

Ottumwa – Construction in Progress

Substantial Completion – September 2011

Ottumwa – Construction in Progress

Substantial Completion – September 2011

Mount Pleasant – Construction in Progress

Substantial Completion – September 2011

ASK STUDIO ARCHITECTS SCHIPPER KASTNER

Mount Pleasant – Construction in Progress

Substantial Completion – September 2011

Mount Pleasant – Construction in Progress

Substantial Completion – September 2011

Mount Pleasant – Construction in Progress
Substantial Completion – September 2011

DURRANT

Rockwell City – Construction in Progress

Substantial Completion – July 2011

Rockwell City – Construction in Progress
Substantial Completion – July 2011

FY2012 – FY2014 Gov Recs

- Fort Madison -
  - ✓ Equipment & Items to Furnish New Buildings –
    - FY2012 (RIIF) $7,155,077
    - FY2013 (RIIF) $16,269,124
    - FY2014 (RIIF) $3,000,000
- Mitchellville -
  - ✓ Construction (Programs, EDU, Activities, Library, Gym, MLO) and Equipment & Items to Furnish New Buildings
    - FY2012 (RBC) $4,130,952
    - FY2012 (RIIF) $5,861,556
    - FY2013 (RIIF) $2,891,062
    - FY2014 (RIIF) $26,769,040
    - Current Law FY2012 (RIIF) $11,700,000; FY2013 (RIIF) $8,779,000

FY2012 – FY2014 Gov Recs

- ISP & ICIW Project Manager
  - ✓ Current Law
    - FY2012 (RIIF) $4,500,000
    - FY2013 (RIIF) $1,000,000
    - FY2014 (RIIF) $200,000
- ICON
  - ✓ FY2012 (TRF) $500,000
  - ✓ FY2013 (TRF) $500,000

Construction Video Web Links

- Fort Madison
  - ✓ Camera #1 – 71.216.62.177
  - ✓ Camera #2 – 71.216.62.178
  - ✓ Camera #3 – 71.216.62.179
  - ✓ User Name – ISPPUBLIC
  - ✓ Password – 2013
- Mitchellville
  - ✓ Coming soon

Institution Offender Profile

Race/Ethnicity

White	5,579	64.97%
African American	2,194	25.55%
Native American	158	1.81%
Asian	77	0.91%
Hispanic	573	6.68%
Other	6	0.08%

Iowa Adult Commitments

1 – 5,711
2 - 1,628
3 - 662
4 - 306
5 - 109
6 - 37
7 - 12
8 - 12
9 + - 02

Average Age is 35

Offenders with…

Life Sentences	648
Mandatory Minimum	1,820

No. of Sentences Per Offender

1 -	3,073	6 -	227
2 -	2,554	7 -	104
3 -	1,234	8 -	73
4 -	777	9+	147
5 -	364		

Education Level –
Average Education is 11.7

Sentences (Years)

< 1 year	1
1 to < 3 yrs.	350
3 to < 5 years	116
5 to < 10 years	1,749
10 to < 20 years	2,875
20 to < 40 years	2,037
40+ years	717
Life	648
Other	95

Dependents
Average Dependents per offender who have visited – 2.3

Average Reading Level – 9.5

Crime Types

Violent	3,868	45.0%
Drug	1,840	21.4%
Property	1,597	18.5%
Public Order	656	7.6%
Other	642	7.5%

Gender

Male	7,880	91.80%
Female	704	8.20%

Data as of end of FY2010

CBC Offender Profile

Race/Ethnicity		
White	22,479	78.01%
African American	4,046	14.04%
Native American	336	1.17%
Asian	272	0.94%
Hispanic	1,404	4.87%
Other	280	0.97%

Age	
Under 31	14,523
31-50	11,678
Over 50	2,614
Unknown	2

Gender		
Male	21,366	74.14%
Female	7,319	25.40%

Crime Types		
Public Order	9,021	31.30%
Drug	7,515	26.09%
Property	7,104	24.65%
Violent	4,612	16.00%
Other	565	1.96%

Data as of end of FY2010

Thank You