



FY25 Judicial Branch Budget Presentation

Bob Gast

State Court Administrator



Iowa Judicial Branch Overview



Judicial Branch People

Judges and Magistrates use their legal expertise and knowledge to impartially apply laws to serve the public.

Clerks of Court and Clerk Staff oversee the operations of the clerks' offices in each of Iowa's county courthouses. Across 99 counties, clerks' office staff perform a wide variety of tasks including: processing and maintaining all documents filed with the court; collecting and processing fines, fees, and restitution; assisting citizens with filing documents; and sharing court information with state agencies.

Juvenile Court Officers and their staff protect the public by working directly with delinquent youths and their families to develop skills needed to address negative behaviors.

Court Reporters keep the record of trials, hearings, and court proceedings and provide administrative support to judges.



Judicial Branch People

Court Administrators and their staff help schedule trials and manage the business side of the courts, such as human resources, accounting, purchasing, information technology, and training and education.

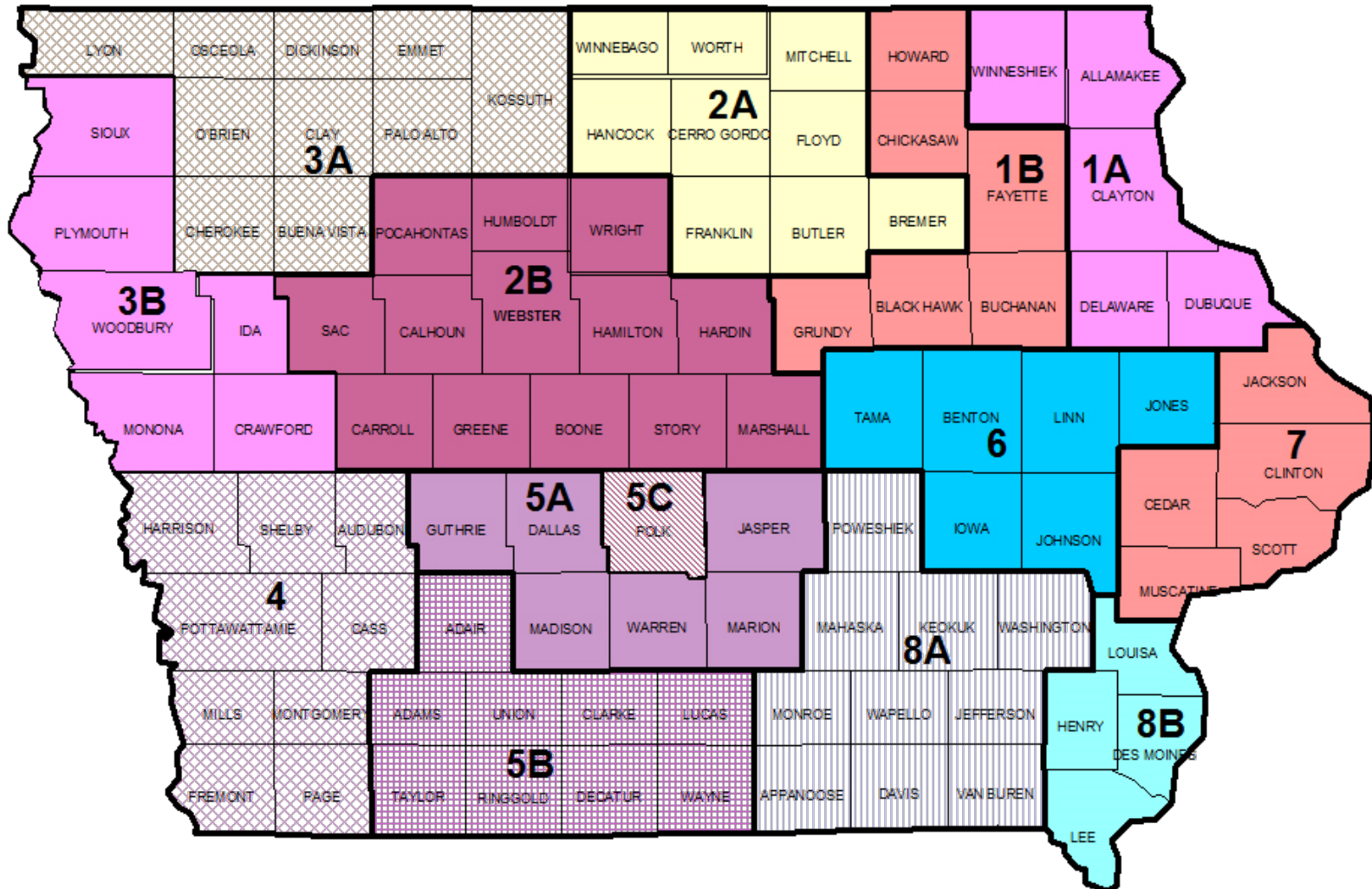
Judicial Specialists conduct scheduling conferences, prepare scheduling and other orders, and assist with jurors and jury trials and other court proceedings.

Information Technology Professionals provide ongoing maintenance, support, refinement, and improvement of the subsystems that comprise the Electronic Document Management System as well as other systems.

Law Clerks are attorneys who conduct legal research and analysis, draft routine court orders, and perform other law-related duties.



Judicial Election Districts





Workload Staffing Formulas



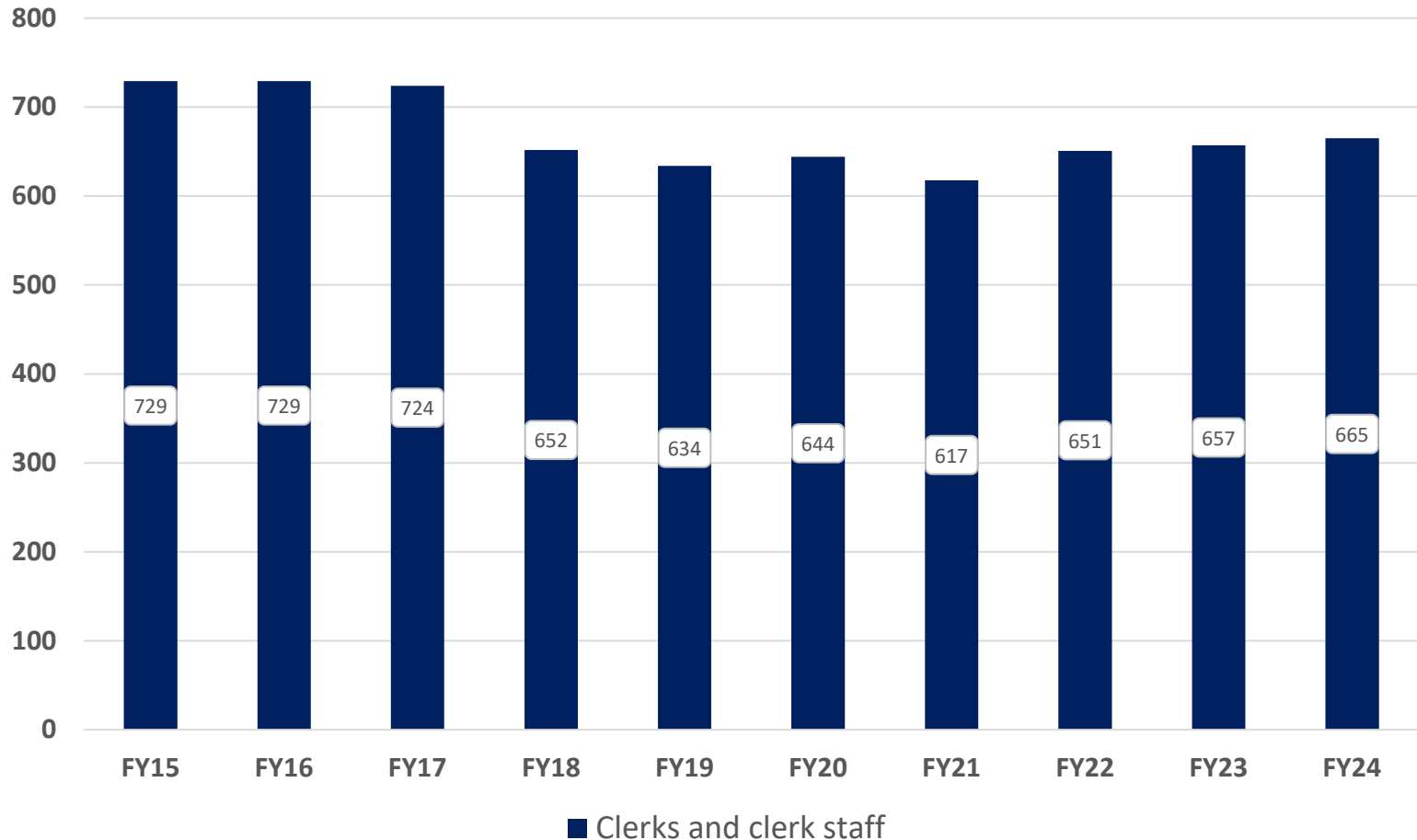
Judicial and Court Support Staff Formulas

- **“Weighted caseload” formulas** are used to determine the staffing needs for **judges, magistrates, juvenile court officers, and clerks’ offices.**
- Based on **work-time studies** – conducted by consultants from the National Center for State Courts – to determine the **average amount of time** judges and other staff spend on each of several different case types each year.
- The average time on each case type (**the case weight**) **is multiplied** by the number of filings of each of those case types to estimate the average annual amount of work-time (translated into **full-time equivalent judges or other staff**) needed to handle the workload.
- The filings for the weighted caseload calculations **are updated** each year.
- **A new work time study** is conducted about every eight years to determine the average time factors for the case weights.



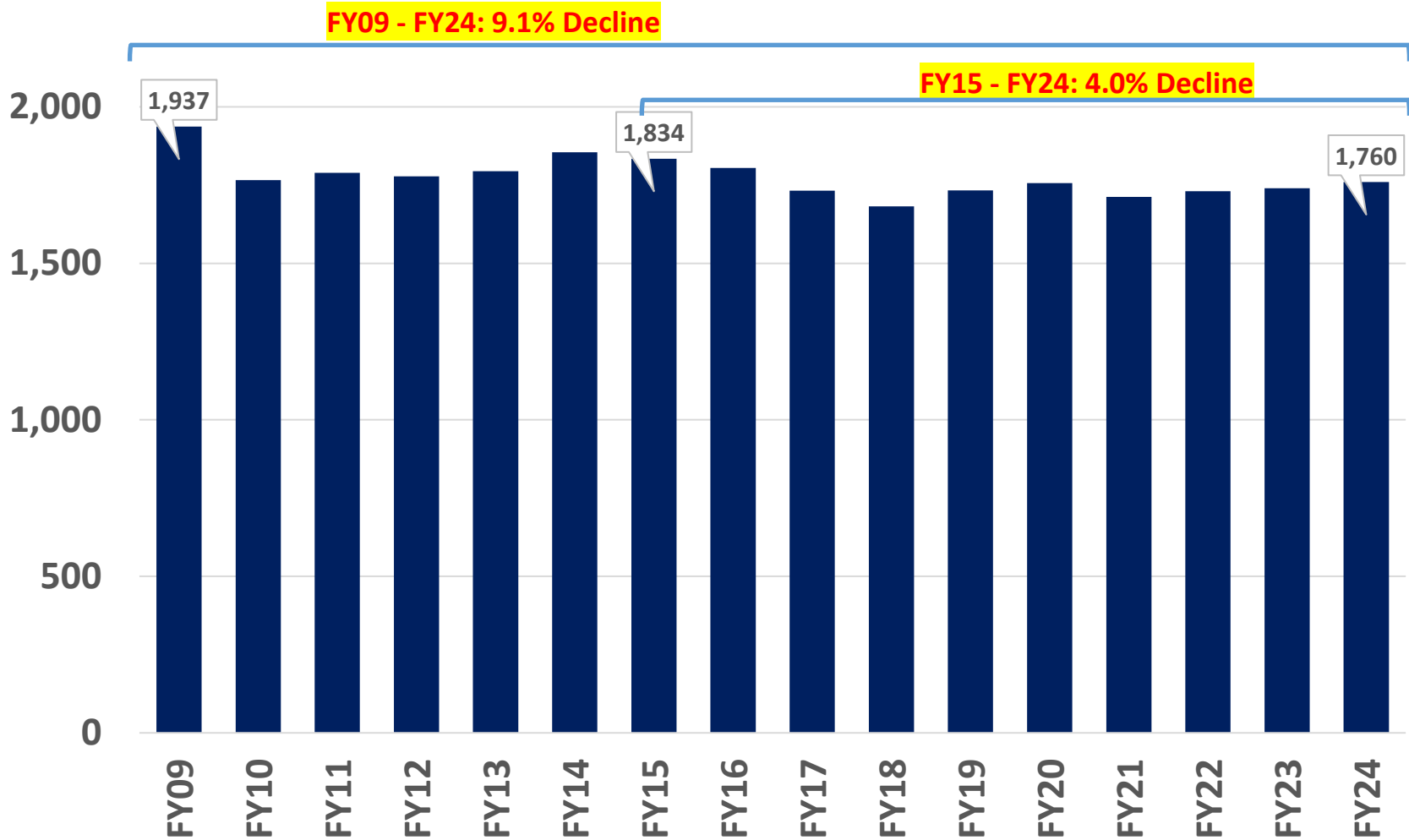
Budgeted clerks and clerk staff

Budgeted clerks and clerk staff





Judicial Branch Employees: FY09-FY24



Note: Data reflect all active permanent employees at the start of each fiscal year. This does not include board members, vacant positions, or temporary positions (if any exist)



Iowa Judicial Branch Finances



Division of Funding

State funding:

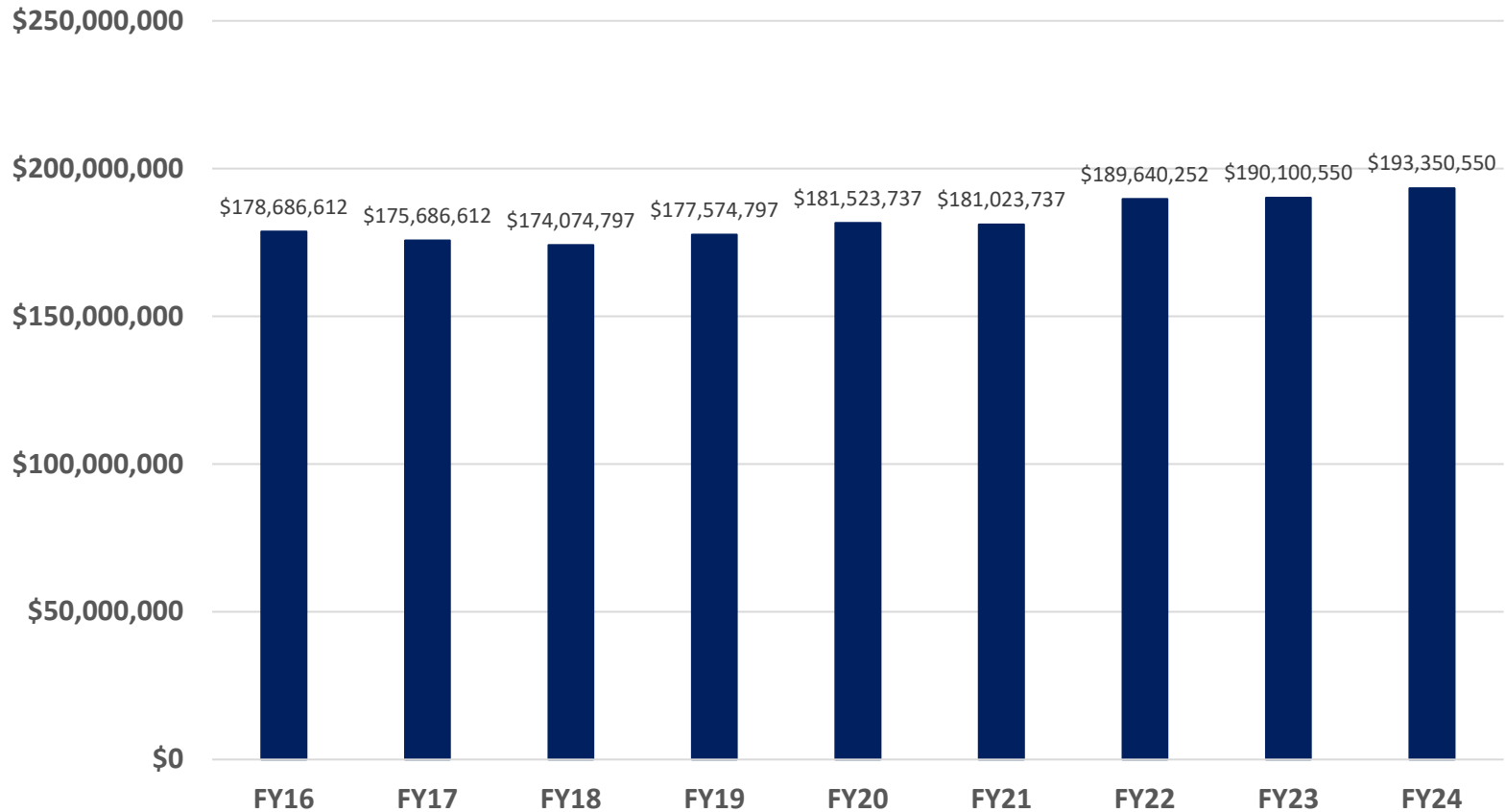
- Judges and court staff
- Information technology
- Continuing education
- Furniture and equipment

County funding:

- Courthouses
- Court security
- 25% of Furniture and Equipment for county initiated renovation or new build



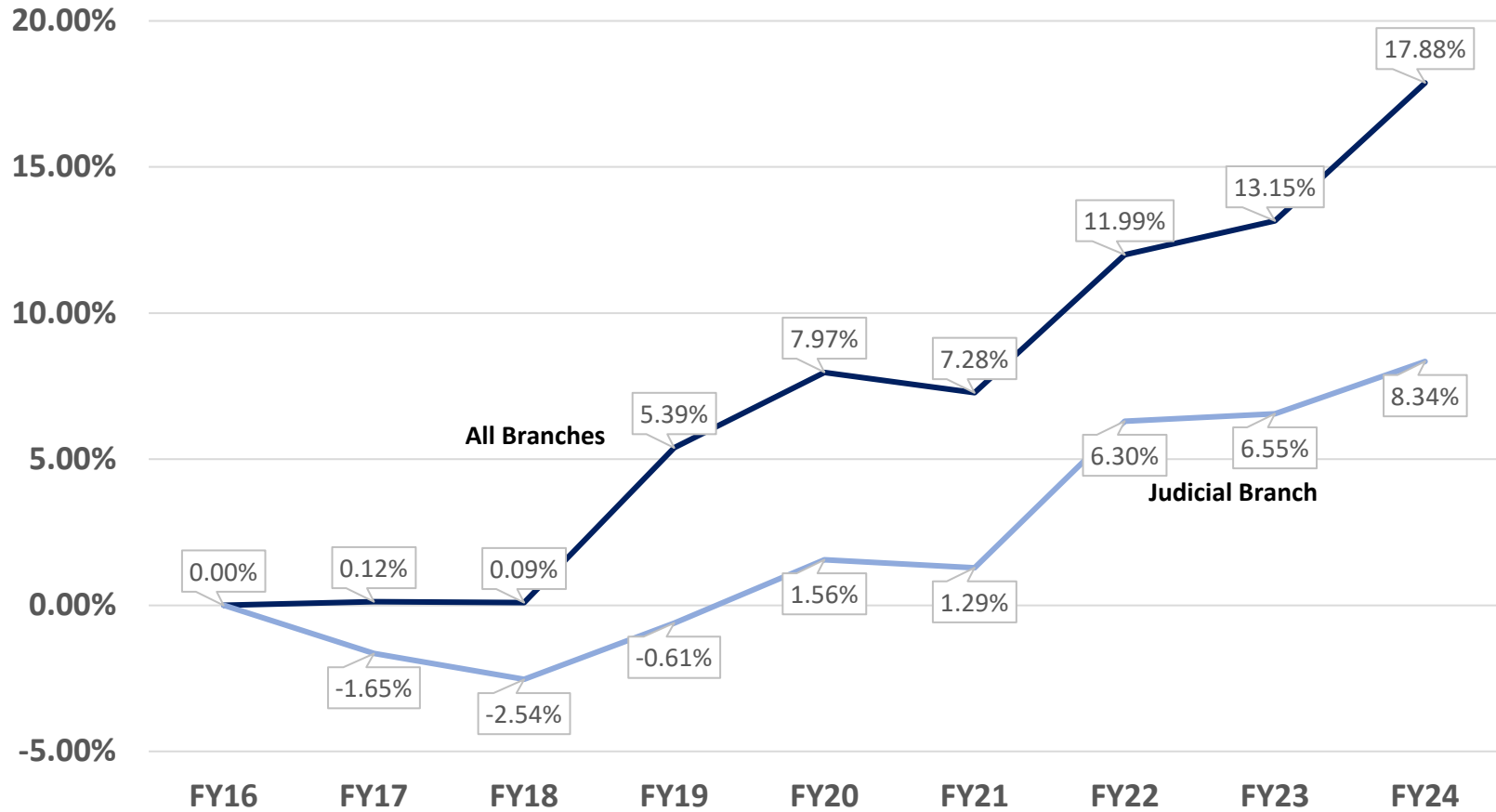
General Fund Appropriation History



Note: Excludes Jury & Witness Fee Revolving Fund, Court Ordered Services, and Graduated Sanctions



Judicial Branch and State Budget Change Since FY 2016

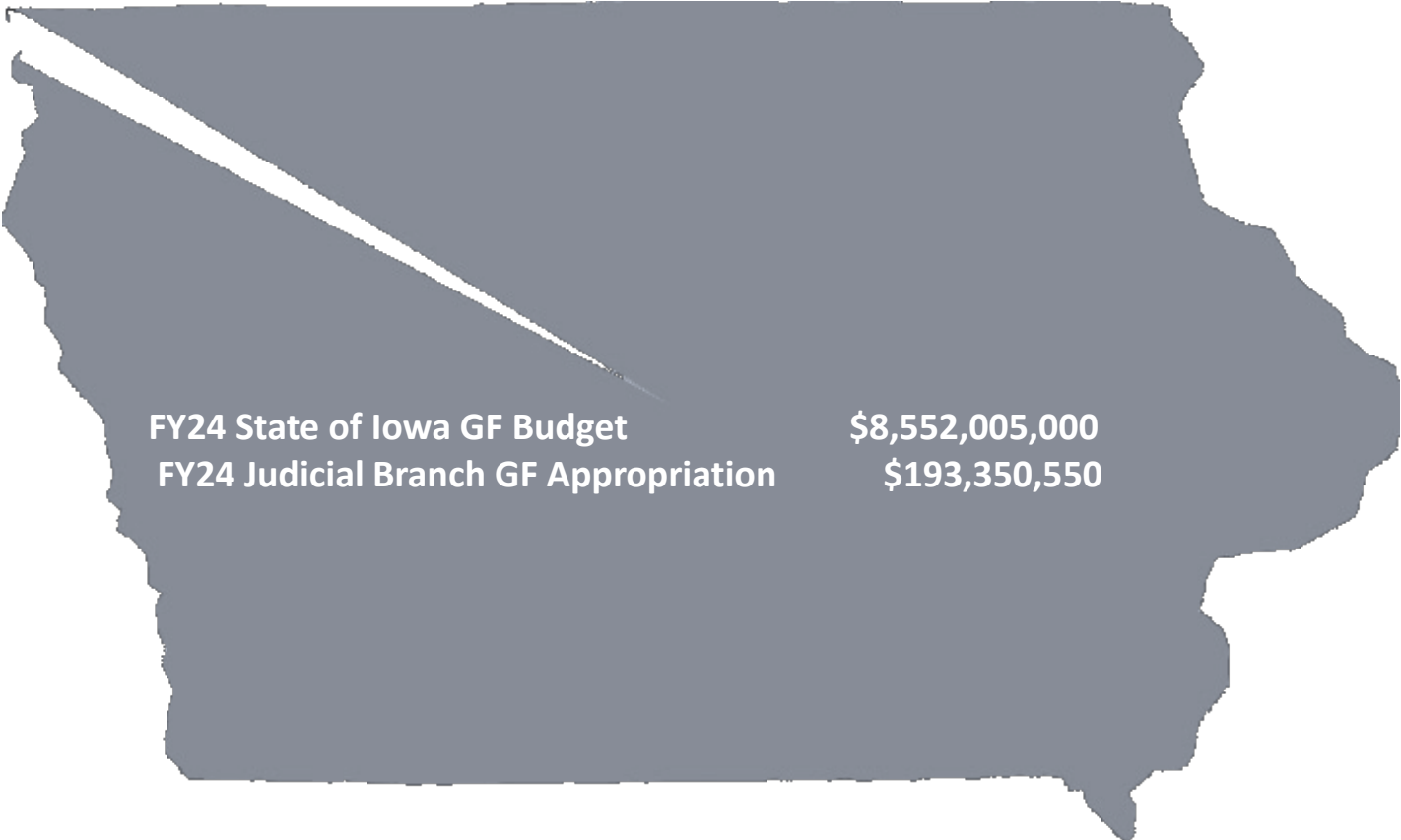


Note: Excludes Court Ordered Services and Graduated Sanctions



Judicial Branch Funding as Percent of State Budget

2.26%





Iowa Court Clerk Revenue Collections – FY 2023

Fines, infractions, civil penalties, LE surcharge	\$60,005,806
Miscellaneous court fees and items	\$21,852,464
Court costs	\$15,802,187
County and city fines, fees, surcharges, etc.	\$19,668,038
Filing fees	\$15,556,875
Criminal surcharges	\$11,057,248
Indigent defense reimbursement	\$3,364,199
Total	\$147,306,817



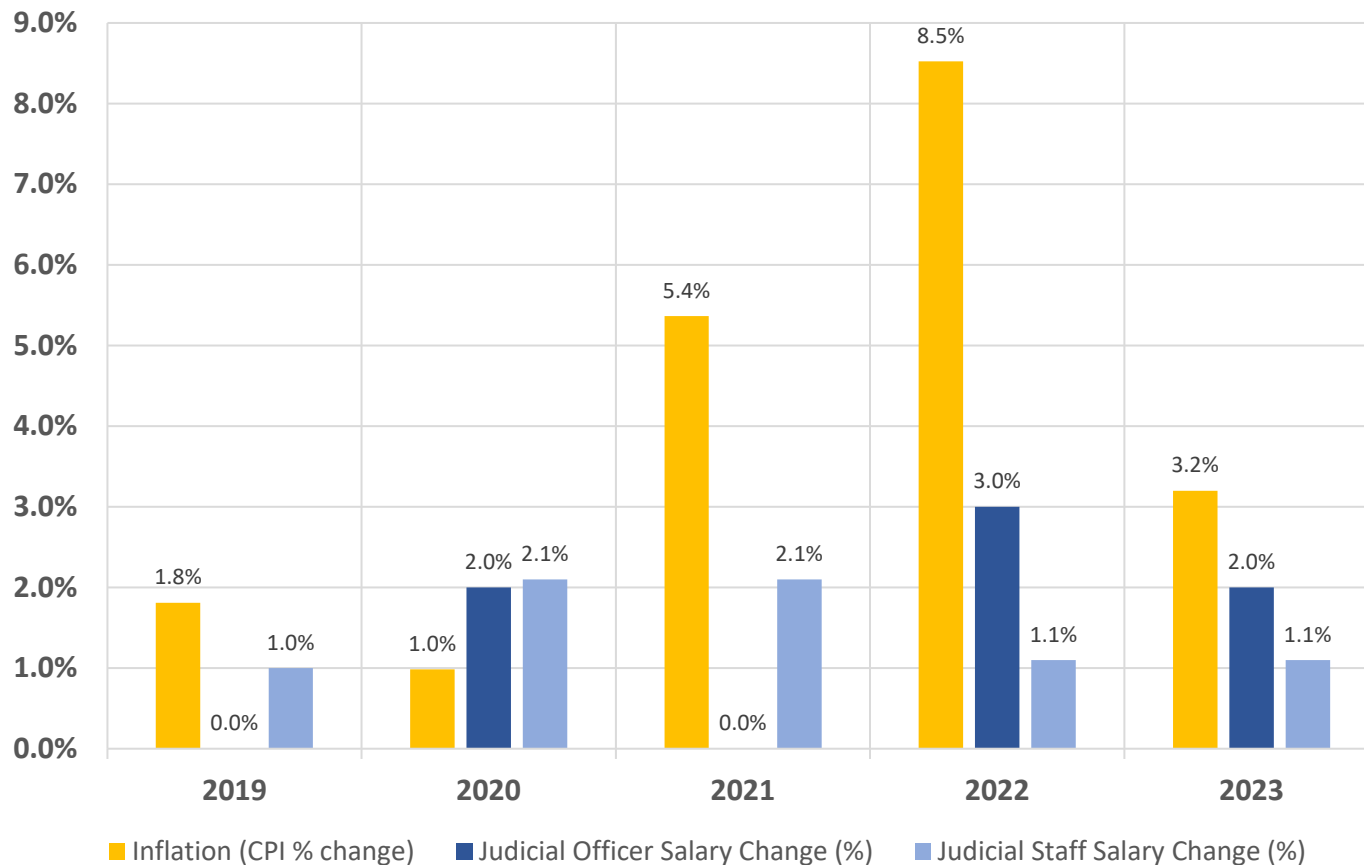
FY25 Judicial Branch Budget Request

Description	Amount
FY24 judicial branch appropriation	\$193,350,550
FY25 new funding request details:	
• Judicial Officer Salary Increase	\$2,989,931
• Contract ATB Increase of 3%	\$1,247,227
• Contract In-Grade Increase of 3.2%	\$618,170
• Non-Contract ATB Increase of 3%	\$1,837,503
• Non-Contract In-Grade Increase of 3.2%	\$757,322
• Insurance premium increases	\$573,618
• Executive Assistant (1)	\$66,804
• Judicial Specialist 2 (3)	\$156,449
TOTAL NEW REQUEST	\$8,247,024



FY25 Judicial Branch Budget Request: Human Capital Initiatives

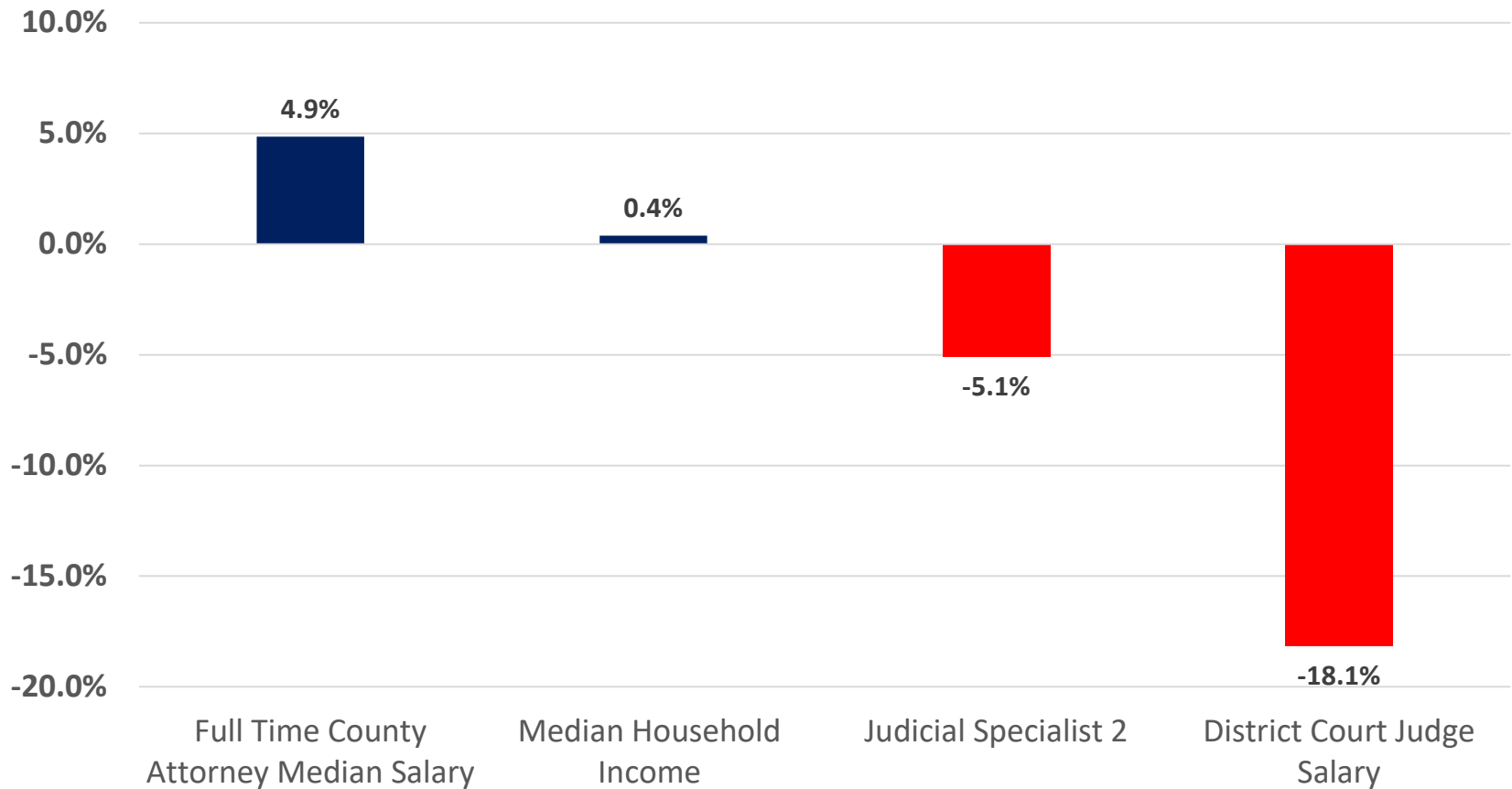
Five-year Comparison of Inflation, Judicial Officer Salary Change, and
Judicial Staff Salary Change - 2019-2023





FY25 Judicial Branch Budget Request: Human Capital Initiatives

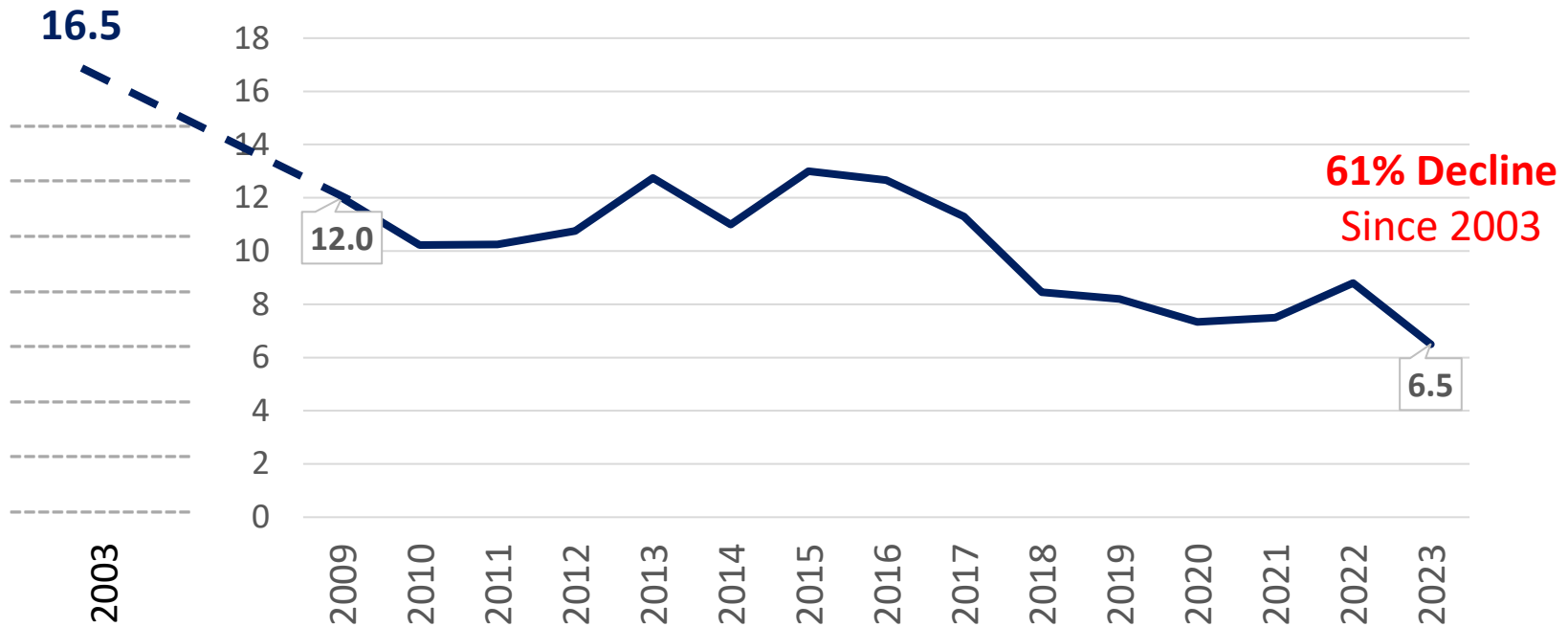
Inflation-Adjusted Real Wage/Income Change in Iowa: 2010-2023





FY25 Judicial Branch Budget Request: Investing in Human Capital

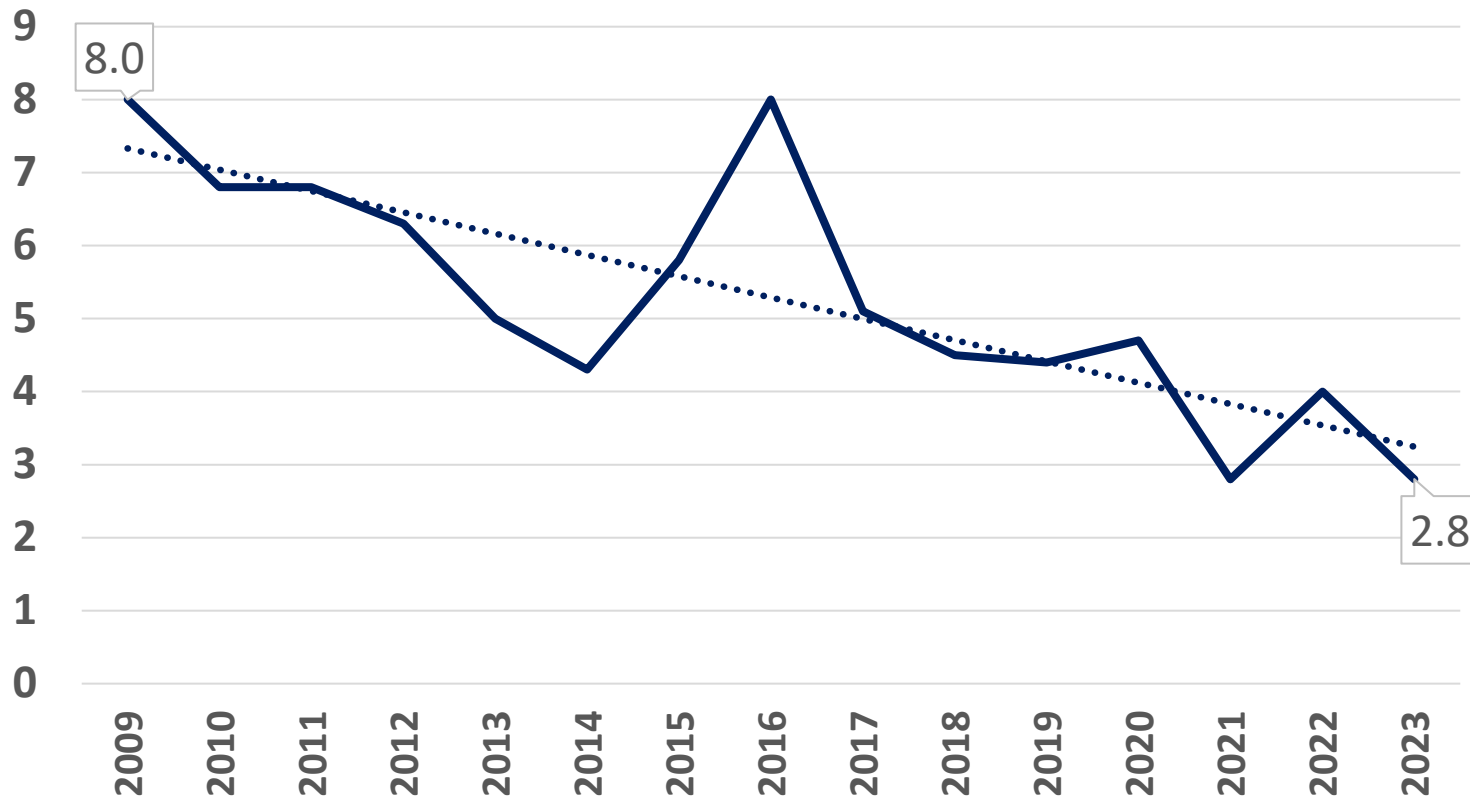
Average number of applicants per district court judge vacancy from 2003 to 2023





FY25 Judicial Branch Budget Request: Investing in Human Capital

Average number of private practice
applicants per district court judge vacancy
2009 to 2023





FY25 Judicial Branch Budget Request: Investing in Human Capital

<u>Position</u>	Salary Min	Salary Max
Assistant to Governor	\$145,496.00	\$206,710.40
Chief Justice	\$196,106.00	\$196,106.00
Governor's Administrative Assistant 6	\$137,446.40	\$195,416.00
Associate Justice	\$187,326.00	\$187,326.00
General Counsel	\$123,801.60	\$175,822.40
General Counsel Supervisor	\$123,801.60	\$175,822.40
Utilities Board General Counsel	\$123,801.60	\$175,822.40
Chief Judge, Court of Appeals	\$175,619.00	\$175,619.00
Court of Appeals Judge	\$169,765.00	\$169,765.00
Deputy AG	\$118,081.60	\$167,897.60
Public Service Executive	\$107,536.00	\$167,897.60
Auditor Chief Deputy	\$118,081.60	\$167,879.60
Chief Judge, District Court	\$163,910.00	\$163,910.00
Attorney Supervisor	\$112,694.40	\$160,305.60
Auditor Deputy	\$112,694.40	\$160,305.60
Public Defender Supervisor 2	\$112,694.40	\$160,305.60
Utility Attorney 2	\$112,694.40	\$160,305.60
District Court Judge	\$158,056.00	\$158,056.00
Executive Officer 5	\$107,536.00	\$152,942.40
Iowa Finance Authority General Counsel	\$107,536.00	\$152,942.40
Governor's Administrative Assistant 5	\$102,627.20	\$146,016.00
Pension System Attorney	\$102,627.20	\$146,016.00
Associate Juvenile Judge	\$140,495.00	\$140,495.00
Associate Probate Judge	\$140,495.00	\$140,495.00
District Associate Judge	\$140,495.00	\$140,495.00



FY25 Budget Request

Investing in Human Capital- Existing Personnel

- Contract ATB Increase of 3% \$1,247,227
- Judicial Officer Salary Increase of 6.2% \$2,989,931
- Non-Contract ATB Increase of 3% \$1,837,503
- Non-Contract In-Grade Increase of 3.2% \$757,322
- Contract In-Grade Increase of 3.2% \$618,170
- Insurance premium increases \$573,618

Investing in Human Capital- Existing Personnel Total - \$8,023,771



FY25 Budget Request

Investing in Human Capital – New Personnel

- Executive Assistant (1 position) \$66,804
- Judicial Specialist 2 (3 positions) \$156,449

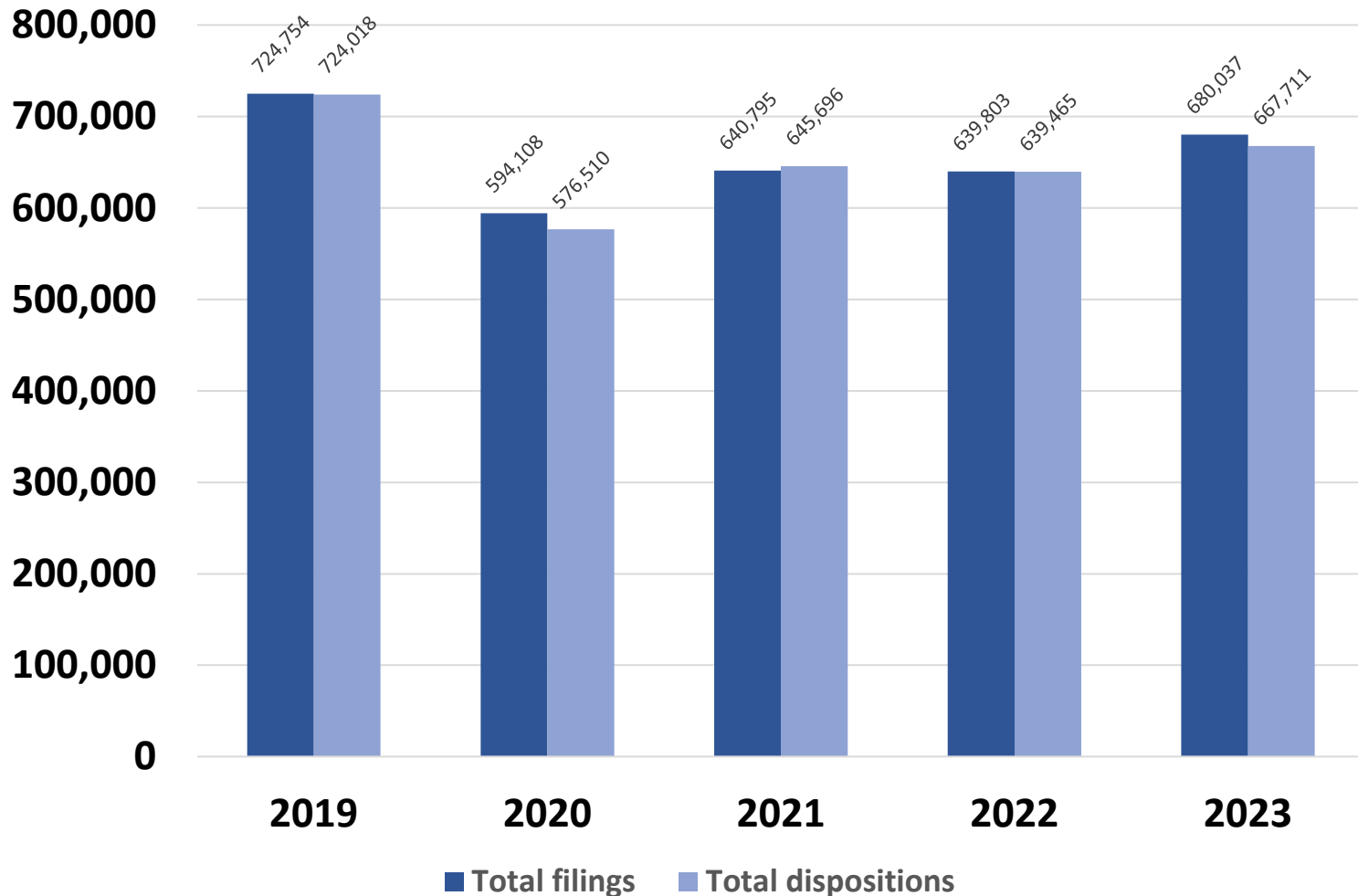
Investing in Human Capital- New Personnel Total - \$223,253



Case Filing Trends



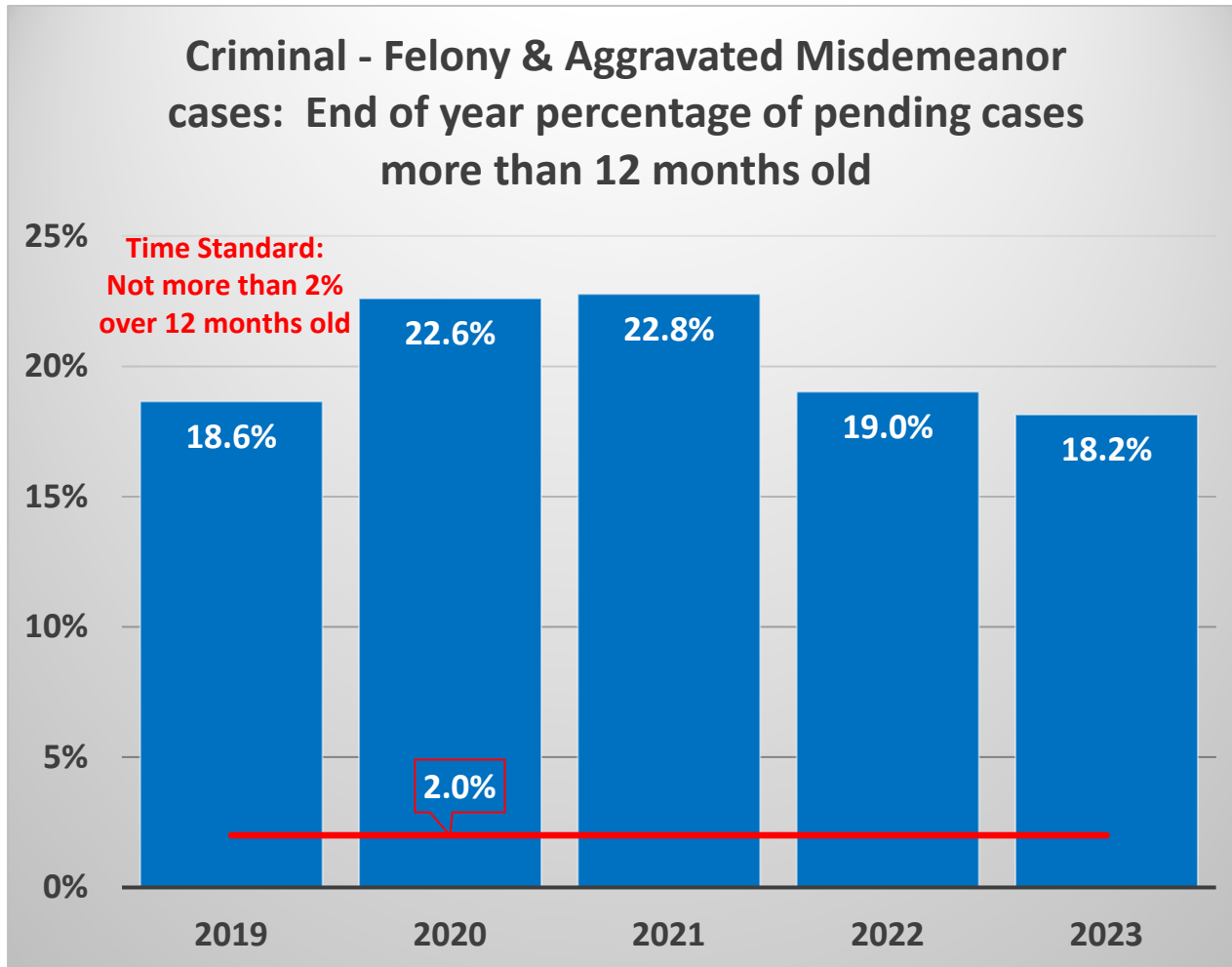
Five Year Case Filing & Disposition Trend



Note: This chart does not include contempt or probation revocations

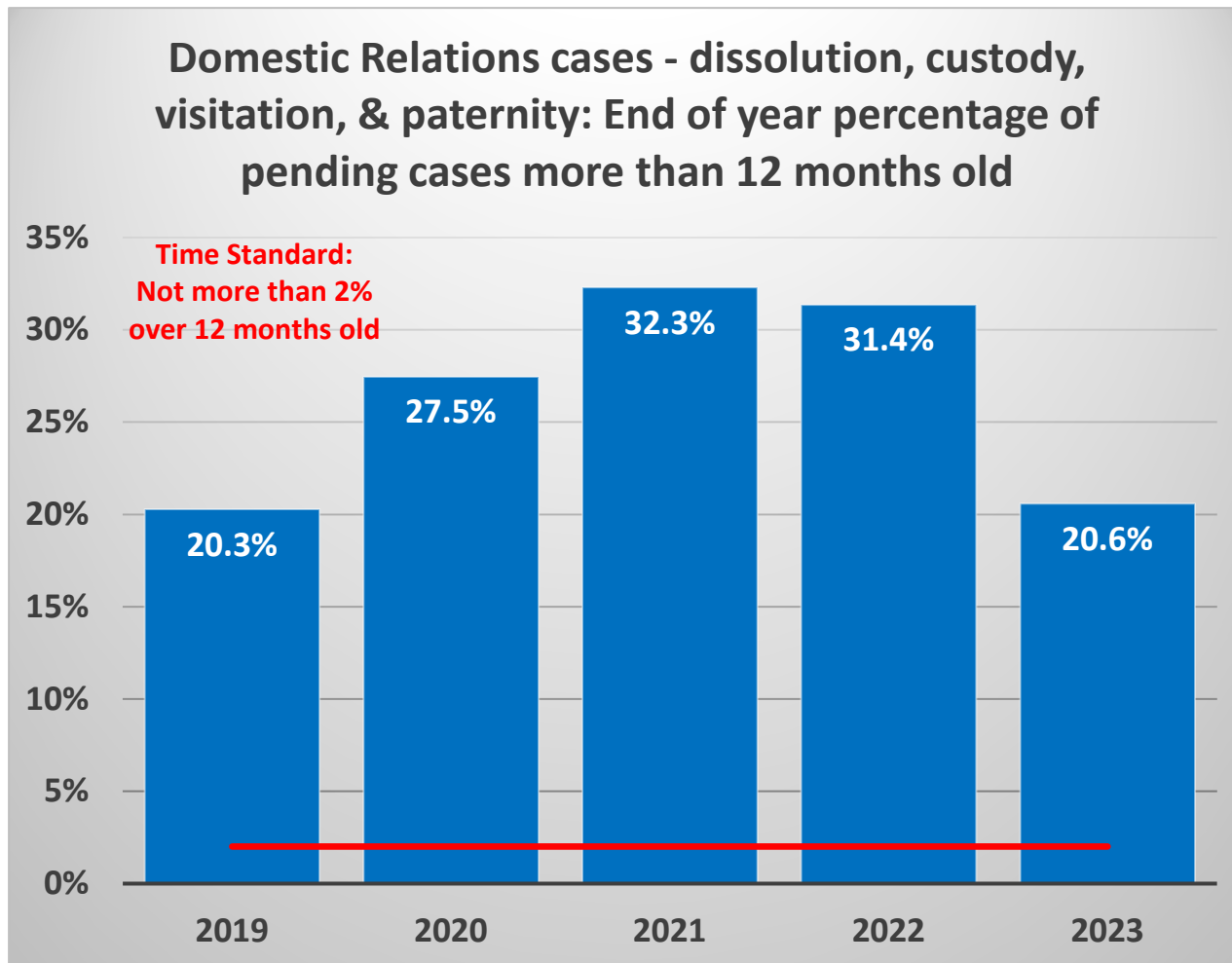


Age of Pending Cases





Age of Pending Cases





Age of Pending Cases

Civil cases (excluding domestic relations):
End of year percentage of pending cases more than
12 months old

