I AM iJAG

2020

ANNUAL REPORT

www.ijag.org

iJAG is needed now more than ever.

"We can all agree these are challenging times in many ways. At iJAG, our focus is on helping our students find hope. By building healthy, supportive relationships with our students, by engaging them with the opportunities in business, community, and government, and by helping to remove challenges, iJAG students not only thrive -they lead us into a new tomorrow! There are students in every district that need iJAG to help them find their way."

- Laurie Phelan, President/CEO, iJAG

"I'm proud to serve as the iJAG Board of Directors Chair as we provide a meaningful pathway to success and self-reliance. iJAG does this by connecting students to local businesses and the community."

- Troy Cook, Division Director for Business Solutions, MercyOne

8

AVERAGE NUMBER OF BARRIERS FOR EACH STUDENT

Academic • Personal
Environmental • Income

iJAG SUCCESS STORY

Marshalltown iJAG Programming sites - Marshalltown High School, Miller Middle School and Marshalltown Learning Academy



Alex Angel started off his senior year knowing he had a long journey toward graduation.

With motivation from the Learn and Earn program, as well as constant check-ins and encouragement from his iJAG Specialist and other teachers, he completed an ENTIRE year of Geometry in 3 weeks of Summer School.

In addition to recovering credits, Alex also completed a supplemental activity created by his iJAG specialist. This assignment required Alex to gather information about short term training programs at Marshalltown Community College (MCC). Not only did this assignment help Alex meet his Learn and Earn goal but it also led to an interest in Welding. Alex is now attending the Welding program at MCC and is on his way toward a successful career that will allow him to support himself and his one year old daughter.

I AM iJAG

IOWA

BOONE
Boone H.S.

CLARINDA
Clarinda H.S.

CEDAR RAPIDS
Jefferson H.S.
Washington H.S.
Wilson M.S.

CLINTON
Clinton M.S. & H.S.

COUNCIL BLUFFS
Abraham Lincoln H.S.
Thomas Jefferson H.S.
Woodrow Wilson M.S.

CRESTON
Creston H.S.

DAVENPORT
Central H.S.
Mid City H.S.
North H.S.
West H.S.

DES MOINES
McCombs M.S.
East H.S.
Hoover H.S.
Lincoln H.S.
North H.S.
Roosevelt H.S.

DUBUQUE
Senior H.S.
Hempstead H.S.
Jefferson M.S.
Washington M.S.

ELDRIDGE
North Scott H.S.

FORT DODGE
Fort Dodge H.S.

IOWA CITY
City H.S.
West H.S.

JEFFERSON
Greene County

KEOKUK
Keokuk M.S. & H.S.

MASON CITY
Mason City H.S.
John Adams M.S.

MARSHALLTOWN
Marshalltown MLA
Marshalltown H.S.
MIller M.S.

MT. PLEASANT
Mt. Pleasant H.S

MUSCATINE
Muscatine H.S.

OTTUMWA
Ottumwa (ACA)
Ottumwa H.S.

PERRY
Perry M.S & H.S.

RED OAK
Red Oak H.S.

SAYDEL
Saydel H.S.

SIOUX CITY
West H.S.

SOUTH TAMA
South Tama H.S.

STORM LAKE
Storm Lake H.S.

TAMA
South Tama H.S.

WATERLOO
East H.S.
George Washington Carver Academy

WEST DES MOINES
Valley H.S.

ILLINOIS

ARLINGTON HEIGHTS

EAST MOLINE
Northeast J.H.
United Township Education Center
United Township H.S.

EAST ST. LOUIS

KANKAKEE

ROCK ISLAND
Rock Island H.S.

VIENNA

M.S. = Middle School

J.H. = Junior High

H.S. = High School

LEARN&EARN

A special *thank you* to these funders!

JOHN DEERE FOUNDATION · Google · AT&T · Principal℠

In March when COVID-19 hit, we quickly pivoted our program to virtually engage with students. Despite "required" participation was limited to few iJAG partnering schools, iJAG Specialists were able to effectively connect with 75% of our students during the final months of the academic year.

During the summer, iJAG continued to work creating virtual projects for the classroom, training staff on various school and other platforms and creating entirely new programming called Learn & Earn. Learn & Earn targeted students who were academically behind or struggling to find their pathway forward after high school. In the inaugural year of the program 137 participated, 70% successfully created the full two week rigorous program and 94% of participating seniors that were working towards graduation, did graduate!

All of this combined prepared iJAG to continue to be agile and responsive in working with many school districts - all of which are operating in unique fashion to meet their students' needs.

FOLLOW @iJAGRocks

91%
FULL-TIME PLACEMENT

75%
PARTICIPATED IN VIRTUAL PROJECT-BASED LEARNING
3,200 STUDENTS ANNUALLY

EMPLOYER ENGAGEMENT

In our new normal, employer partners connected with iJAG students in and out of the classroom through the Work-Based Learning Continuum.

Relationships
Virtual Pathway Stories
Virtual Mock Interviews

Relevance
Virtual Mentorship
Job Shadows
Tour of Facilities

Rigor
Internships
Apprenticeships
Sponsored Certificates
Contract Work

iJAG is a relationship-rich organization that understands that students need to feel connected and have real-life experiences in the classroom and workplace.

1,200
CLASSROOM & WORKSITE ENGAGEMENTS

97%
GRADUATION RATE

8%
UNEMPLOYMENT RATE

60%
STUDENTS OF COLOR

Our promise to you

We are taking actions to ensure diversity, equity and inclusion and overall belonging remains ingrained in the iJAG culture.

279
EMPLOYER PARTNERS

VICE PRESIDENT, COMMUNITY AND DIVERSITY RELATIONS AT HY-VEE

Sailu Timbo

"iJAG and Hy-Vee's partnership is a perfect fit! We are fortunate to employ many iJAG students in their first job, work with them on developing their career skills - all while bringing them relevant career path experiences for their future."

$1,700

PER STUDENT

FUNDING SOURCES

iJAG is the **only non-profit 501c(3) organization in Iowa specifically created as a bipartisan public and private partnership**. We have a laser focus on implementing a nationally successful model recognized for increasing graduation rates, reducing dropout rates, and providing one year of follow-up support after high school. Since its inception, iJAG has leveraged state and local funding to consistently increase the level of private sector investments.

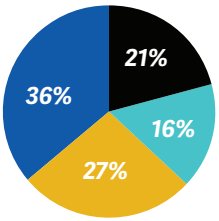

THANK YOU

to the Governor's Office and the State Legislators for investing significantly in iJAG!

iJAG

CONTACT US

Laurie Phelan, President/CEO
1111 9th Street
Des Moines, IA 50314
Laurie.Phelan@iJAG.org
515-216-3140

www.ijag.org

Thank you to our supporters!

Alliant
American Family Insurance
Anderson Corporate Foundation (Des Moines)
Arconic
Associated Builders & Contractors of Iowa
AT&T
Availa Foundation
Bank of America
Black Hawk County Gaming Association
Cargill
Casey's General Store
Cedar Valley United Way
Collins Aerospace
Community Foundation of Greater Muscatine
Community Foundation of Northeast Iowa (Cerro Gordo)
Community Foundation of Northeast Iowa (Black Hawk County)
Community Foundation of Northeast Iowa (Washek Family Fund)
Dekko Foundation
Delta Dental
Diamond V
Goldstein Family Foundation
Google.Org
Greater Cedar Rapids Community Foundation
Green State Credit Union
Guernsey Charitable Foundation
Healthy Relationships Iowa
Hills Bank
Hubbell Waterman Foundation
Hy-Vee
Iowa Workforce Development (Employer Innovation Fund)
John Deere Foundation
Master Builders of Iowa
The Moline Foundation
Mutual of Omaha
Otto Schoitz
Pacific Life
Powell Group Fund
Principal Foundation
Quad Cities Community Foundation
Regional Development Authority
Renewable Energy Group
R.J. McElroy Trust
Scott County Regional Authority
State Farm
Tyson Foods
United Auto Workers
United Fire Group
United Way of Central Iowa
United Way of the Midlands
United Way of North Central Iowa
United Way of the Quad Cities
United Way of Muscatine County
United Way of Wapello County
Walmart Foundation (Ft. Dodge)
Wapello County Foundation

LEGISLATIVE REQUEST

2021-22 State Investment Request $5,029,800

SIX YEAR PROGRAM EXPANSION

The chart (right) shows program growth each year for the next six years for **the majority of middle and high schools in Iowa that needs, wants and can benefit from iJAG programming**. New programs include 2021 - 30 Programs, 2022 - 50 Programs, 2023 - 50 Programs, 2024 - 30 Programs, 2025 - 50 Programs, 2026 - 50 Programs.

By year six, iJAG will have a total of **331** programs, reaching **16,500** youth annually.!

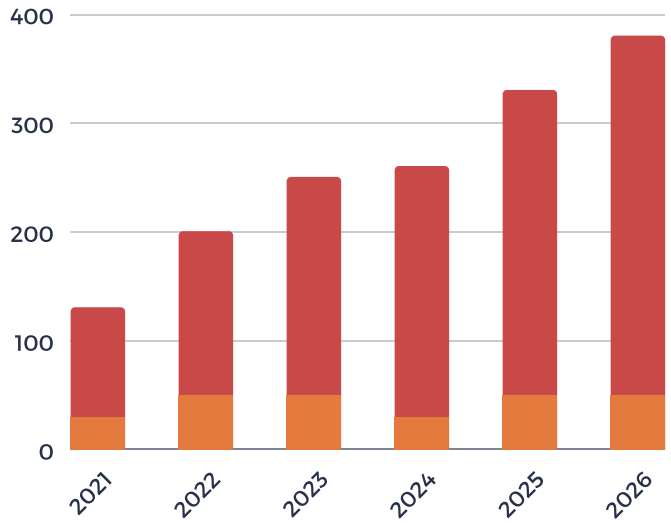

SIX YEAR PROJECTED MATCHING FUNDS

The chart (right) shows matching funds each year for the next six years for State of Iowa, local school and private sector support. **Current State investment: $2,666,188**. The State of Iowa percent of overall investment graduatlly grows the first three years; followed by three years of decreased percent. Private sector and local district match increase each year as indicated in the chart. Proposed state matching funds by year: **2021-22**, $5,029,800; **2022-23**, $8,146,450; **2023-24**, $11,678,100; **2024-25**, $12,827,650; **2025-26**, $13,736,500

By the end of the six year period; iJAG has regained a 1:1 match with every state dollar!

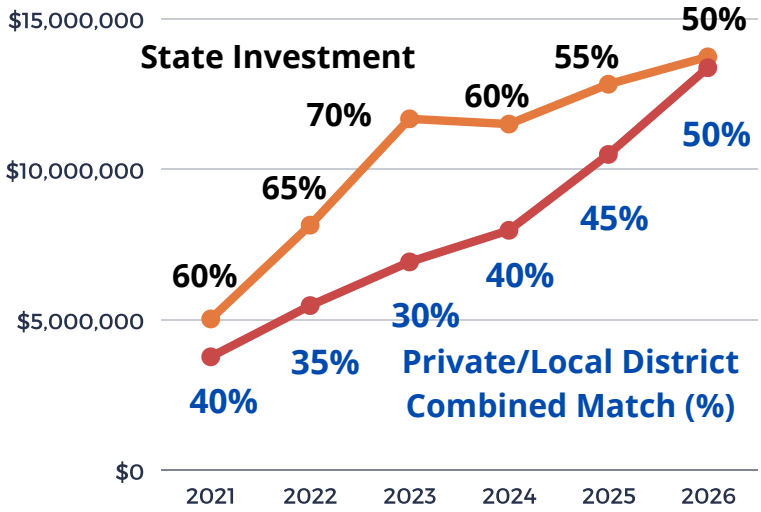

97%
Graduation Rate



60%
Students of Color

8%
Unemployment Rate

**Iowa Unemployent Rate, May 2020 - 11%

Below you will find the formal request document that outlines our current year request of $5,029,800 and the overall 6 year State level investment request. For two consecutive years iJAG received $2,666,188. All signs indicated last year that iJAG would secure a minimum of $1M of additional funding and possibly $1.5M. Then, COVID hit and iJAG was held at status quo understandably.

COVID also created a greater demand for iJAG programs - of which will become even more apparent over the next several years as students and families feel the full impact of the pandemic and virtual and remote learning. Additionally, we have the support of private industry to expand and several of the Governor's Economic Recovery Advisory Council members as represented in their initial recommendations to the Governor's Office. That being said, the iJAG Board of Directors, iJAG staff and this CEO believe this plan reflects both a growing need in Iowa communities and a strategy for growth that can assure high quality results and sustainability. We hope you will support our efforts to this end and help us to grow support in the Iowa Legislature.

Please let me know your questions and a good time for us to visit. I know several of our BOD members would like to share their support too if you were open to a larger meeting down the road.

Thank you

Laurie Phelan
President/CEO

Six Year State Investment Request						
Investments	***2021 (101 Programs)***	***2022 (151 Programs)***	***2023 (201 Programs***	***2024 (231 Programs)***	***2025 (281 Programs)***	***2026 (331 Programs)***
State of Iowa Appropriation	$5,029,800.00	$8,146,450.00	$11,678,100.00	$11,503,800.00	$12,827,650.00	$13,736,500.00

Below are the State investment percentages by year. This percentage equates to the funding figure in the columns above.

2021 - 60% State & 40% Match from private industry and local communities
2022 - 65% State & 35%Match from private industry and local communities
2023 - 70% State & 30% Match from private industry and local communities
2024 - 60% State & 40% Match from private industry and local communities
2025 - 55% State & 45% Match from private industry and local communities
2026 - 50% State & 50% Match from private industry and local communities

Diversity in Iowa Education and iJAG

Studies show that low-income minority students perform better in school when they have even one Black teacher. Yet, according to the most recent data from the National Center for Education Statistics, nationwide 79% of teachers are white and 21% are minorities (about 60% of the overall population is white). Iowa is a less diverse state overall, but still our education diversity numbers are lagging behind national trends. According to a report by the Iowa Department of Education, at the end of 2017, only 2.4% of Iowa teachers were minorities while nearly 25% of our students were minorities. Around the state, every district has at least a 92% white staff.
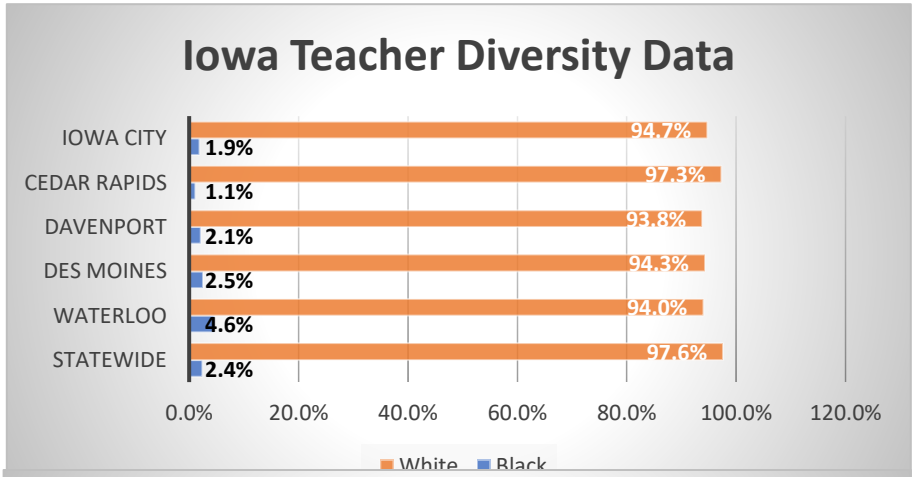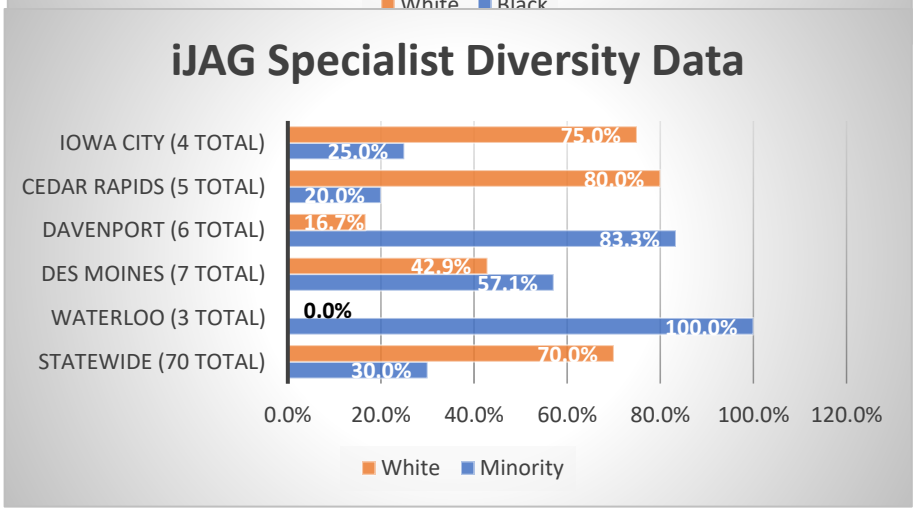
iJAG places specialists directly in public schools to teach a for-credit class during the regular school day. We are also fortunate to have a diverse staff (30% of Iowa specialists are minorities) that reflects our student body. The graphs below show how iJAG compares to the general teaching population in Iowa