

Iowa Department of Justice
Crime Victim Assistance Division (CVAD)
Claim Voucher

Fund: DA-13 SA-13

Month: October

Program: Domestic Violence Alternatives Sexual Assault Center
Address: PO Box 1507
City: Marshalltown, IA 50158
E-mail Contact:
Phone/Ext.: 641-753-3513
Vendor #:

RECEIVED
NOV 14 2 11:27
CRIME VICTIM ASSISTANCE DIVISION

DA - Domestic Abuse

SA - Sexual Abuse

Expense	Budget	Claim	YTD	Balance	Budget	Claim	YTD	Balance
Payroll	60,144	- 3,929.38	17,884.28	42,259.72	33,429	- 2,352.64	10,927.31	22,501.70
Benefits	14,792	803.94	5,104.63	9,687.37	8,837	- 756.42	2,678.63	6,158.37
Travel & Training	2,664	- 692.20	2,478.83	185.17	1,060	135.70	709.95	350.05
Contracted Svc.	2,400	198.14	771.56	1,628.44		-	-	-
Equipment	500	-	-	500.00		-	-	-
Repairs & Maint.	993	-	-	993.00		-	-	-
Rent		-	-	-		-	-	-
Utilities	1,500	- 78.37	314.01	1,185.99	585	-	-	585.00
Communications	2,000	- 414.37	1,454.76	545.24	750	-	-	750.00
Supplies	1,250	-	536.32	713.68	1,164	-	-	1,164.00
Insurance		-	-	-		-	-	-
Other Direct		-	-	-		-	-	-
Total	86,243	6,116.40	28,544.39	57,698.61	45,825	3,244.76	14,315.89	31,509.12

PAID NOV 27 2012

Total DA/SA **9,361.16**

Program Signature: Betti Thompson
Date: 11/9/12
CVAD Signature: [Signature]
Date: 11/15/12

Original or First claim
Doc # AGKH 090412001
Date Paid 09/05/12

Domestic Violence Alternatives/Sexual Assault Center
Profit & Loss by Class
 October 2012

	Domestic Abuse (DA&SA)	Sexual Assault (DA&SA)	Total DA&SA	TOTAL
Income	0.00	0.00	0.00	0.00
Expense				
Salaries	3,929.38	2,352.64	6,282.02	6,282.02
Payroll Benefits/taxes	803.94	756.42	1,560.36	1,560.36
Travel & Training	692.20	135.70	827.90	827.90
Contracted Services	198.14	0.00	198.14	198.14
Utilities	78.37	0.00	78.37	78.37
Communications	414.37	0.00	414.37	414.37
Total Expense	6,116.40	3,244.76	9,361.16	9,361.16
Net Income	-6,116.40	-3,244.76	-9,361.16	-9,361.16

10:24 AM
 11/01/12
 Accrual Basis

Domestic Violence Alternatives/Sexual Assault Center
Transaction Detail By Account
 October 2012

Type	Date	Num	Name	Memo	Class	Clr	Split	Amount	Balance
Salaries									
Check	10/15/2012	dd		75% DA	DA&SA:...		Checking	- 879.49	879.49
Check	10/15/2012	dd		15% DA	DA&SA:...		Checking	- 202.03	1,081.52
Check	10/15/2012	dd		50% DA	DA&SA:...		Checking	- 883.17	1,964.69
Check	10/31/2012	dd		75% DA	DA&SA:...		Checking	- 879.49	2,844.18
Check	10/31/2012	dd		15% DA	DA&SA:...		Checking	- 202.03	3,046.21
Check	10/31/2012	dd		50% DA	DA&SA:...		Checking	- 883.17	3,929.38
Total Salaries								3,929.38	3,929.38
TOTAL								✓ 3,929.38	3,929.38

10:24 AM

11/01/12

Accrual Basis

Domestic Violence Alternatives/Sexual Assault Center
Transaction Detail By Account
 October 2012

Type	Date	Num	Name	Memo	Class	Clr	Split	Amount	Balance
Contracted Services									
Payroll Service Fee	10/15/2012	EFT	ADP Invoice auto-w...	ADP Fee	DA&SA:...		Checking	- 104.32	104.32
Check	10/31/2012	EFT	ADP Invoice auto-w...	ADP Fee	DA&SA:...		Checking	93.82	198.14
Total Payroll Service Fee								198.14	198.14
Total Contracted Services								198.14	198.14
TOTAL								198.14	198.14



Client: ADA
 DOMESTIC VIOLENCE ALTERNATIVES
 Branch: 56

Payroll Register

Period Covered: 10/01/2012 - 10/15/2012
 Check Date: 10/15/2012
 Run: 20
 Week: 41
 Qtr: 4

Employee Information	Earnings	Rate	Hours	Amount	Federal Taxes	State/Local Taxes	Deductions	Net Pay	Check Cleared <input checked="" type="checkbox"/>	
01 - DA01	Gross			1,346.85	SS/Med	76.09 IA State	UNWVAY	1.00	1165.69	
	SAL HR	15.5400	86.67	1,346.85	Fed Wt	53.44 DA=11.41 EV=34.24	UNWVAY	1.00	1165.69	
Totals				1,346.85	SS/Med	76.09 IA State				
	SAL HR		86.67	1,346.85	Fed Wt	53.44				
04 - VOCA01	Gross			750.13	SS/Med	42.38 IA State		15.69	657.67	
	REGLAR	8.5000	48.75	414.38	Fed Wt	34.39			657.67	
	STIPND	8.5000	39.50	335.75						
Totals				750.13	SS/Med	42.38 IA State		15.69	657.67	
	REGLAR		48.75	414.38	Fed Wt	34.39				
	STIPND		39.50	335.75						
05 - HSOG	Gross			1,445.50	SS/Med	81.67 IA State	BLUCRS	76.62	1065.55	
	STIPND	8.5000	16.50	140.25	Fed Wt	161.51			1065.55	
	SAL HR	15.0600	86.67	1,305.25	VA=1.60	HAP=24 VA=36.88 EV=36.87				
Totals				1,445.50	SS/Med	81.67 IA State		76.62	1065.55	
	STIPND		16.50	140.25	Fed Wt	161.51				
	SAL HR		86.67	1,305.25						
13 - VAWA1	Gross			1,766.33	SS/Med	99.80 IA State	UNWVAY	2.00	1256.78	
	SAL HR	20.3800	86.67	1,766.33	Fed Wt	253.77 DA=49.90 SA=49.90	BLUCRS	76.62	1256.78	
Totals				1,766.33	SS/Med	99.80 IA State	UNWVAY	2.00	1256.78	
	SAL HR		86.67	1,766.33	Fed Wt	253.77	BLUCRS	76.62		



Client: ADA
 DOMESTIC VIOLENCE ALTERNATIVES
 Branch: 56

Payroll Register

Period Covered: 10/01/2012 - 10/15/2012
 Check Date: 10/15/2012

Run: 20
 Week: 41
 Ctr: 4

Employee Information	Earnings	Rate	Hours	Amount	Federal Taxes	State/Local Taxes	Deductions	Net Pay	Check Cleared? <input checked="" type="checkbox"/>
----------------------	----------	------	-------	--------	---------------	-------------------	------------	---------	----------------------------------------------------

16 - Department									
9-10% VA 30% HAP									
100% SART									
Totals									

CLIENT TOTALS	Gross	REGULAR	STIPND	SAL HR	Gross	STIPND	SAL HR	Gross	REGULAR	STIPND	SAL HR	SS/Med	IA State	UN/WAY	PSTAFL	BLUCRS	1 Cnk	8 Deps	9 Pays
	1,174.31	123.00	122.00	520.02	70.13	1,037.04	7,778.64	9,873.53	1,057.88	1,037.04	7,778.64	66.34	673.24	4.00	105.31	383.10	1	8	9
	70.13				70.13														
	1,104.18				1,104.18														
	8.25				8.25														
	86.67				86.67														
	66.34				66.34														
	37.78				37.78														
	76.62				76.62														
	993.57				993.57														

Payroll Statistics	Employees Paid:	Active Employees Not Paid:	Terminated Employees Paid:
	9	0	0

VA	HAP	SART	SA	DA	FV	VW	Exp/Act	Md/SS
3.34	.12	62.38	16.56	49.69	34.24	30.44		
59.37	1.84	21.73	49.90	37.41	36.87	9.86	VA = 38% = 75.05	
19.89	.62	84.11	66.46	49.90	71.11	40.30	HAP = 1% = 1.98	
42.21	1.31		23.70	111.00	25.68		SART = 11% = 21.73	
41.11	1.27		96.16	39.50	96.79		SA = 12% = 23.70	
7.68	.24		150.50				DA = 20% = 39.50	
36.88	5.40						FV = 13% = 25.68	
211.04	1.98						VW = 5% = 9.86	
75.05	7.38							
286.09								

Exp/Act Md/SS = 197.50

Payroll Totals	Earnings	Amount	Federal Taxes	State/Local Taxes	Deductions	Net Pay
Gross	9,873.53		SS/Med	IA State	UNVWAY	907.31
REGLAR	1,057.88		Fed Wt		BLUCRS	6,905.11
STIPND	1,097.01					8
SAL HR	7,778.64					9
						9
Total Gross	9,873.53					9
			Total Withholdings			Total Net
						7,812.42

Taxes	Tax Type	Deposit	Total Taxes	Employer This Pay	Employee This Pay	Taxable Wages	# of Employees	Tax Rate	ID Number
Social Security/Medicare	ADP	ADP	1,319.16	755.39	557.83	9,873.53	9		421238175
Federal Withholding	ADP	ADP	673.24		673.24	9,873.53	9		421238175
Federal Deposit			1,986.40	755.33	1,231.07				
Federal Unemployment	No tax		9.13	9.13		1,521.51	9	.6000 %	421238175
IA State Income Tax	ADP	ADP	397.63		397.63	9,873.53	9		42-1238175001
IA Unemployment	ADP	ADP	152.92		152.92	6,371.55	9	2.4000 %	00185247
ADP Responsibility			2,476.95	908.25	1,568.70				
Total Taxes			2,476.95	908.25	1,568.70				

Cash Flow Summary	Checks	Amount	Account Number	Bank Number	Bank Name
Net Direct Deposits	907.31				
Taxes - ADP Resp.	6,905.11				
ADP Invoice	2,476.95				
Cash Requirements	104.32				
	10,393.69				

Messages We are responsible for depositing your payroll taxes listed above.

ADP fee
Contracted Svc
198.14
104.32
93.82
0.00



Client: ADA
DOMESTIC VIOLENCE ALTERNATIVES
Branch: 56

Payroll Summary

Period Covered: 10/01/2012 - 10/15/2012
Check Date: 10/15/2012
Run: 20
Week: 41
Qtr: 4



Client: ADA
 DOMESTIC VIOLENCE ALTERNATIVES
 Branch: 56

Payroll Register

Period Covered: 10/16/2012 - 10/30/2012
 Check Date: 10/30/2012

Run: 21
 Week: 44
 Ctr: 4

Employee Information		Earnings	Rate	Hours	Amount	Federal Taxes	State/Local Taxes	Deductions	Net Pay	Check Cleared?
01 - DA01 Totals	#0008	Gross								
		SAL HR	13.5900	86.67	1,172.65	SS/Med 66.25 IA State 32.67	UNWAV 1.00 PSTAFL 88.80 BLUCRS 76.62	Net Pay 907.31	Check #1846519	<input checked="" type="checkbox"/>
		Gross	8.5000	24.00	1,361.63	SS/Med 76.94 IA State 55.35	PSTAFL 16.51 BLUCRS 76.62	Net Pay 963.53	Direct Deposit	<input checked="" type="checkbox"/>
		REGLAR	8.5000	16.25	146.25	SS/Med 16.19 IA State 3.27		Net Pay 267.04	Direct Deposit	<input checked="" type="checkbox"/>
04 - VOCA01 Totals	#0004	Gross								
		SAL HR	15.5400	86.67	1,346.85	SS/Med 76.10 IA State 53.44 DA = 11.42 EV = 34.25 VW = 30.43	UNWAV 1.00	Net Pay 1165.68	Direct Deposit	<input checked="" type="checkbox"/>
		Gross	8.5000	41.25	635.38	SS/Med 35.90 IA State 10.08		Net Pay 566.49	Direct Deposit	<input checked="" type="checkbox"/>
		REGLAR	8.5000	33.50	284.75	SS/Med 22.91		Net Pay 116.00	Direct Deposit	<input checked="" type="checkbox"/>
05 - HSOG Totals	#0045	Gross								
		SAL HR	15.0600	86.67	1,305.25	SS/Med 97.75 IA State 76.54 VA = 34.82 HAP = 1.88	UNWAV 1.00	Net Pay 1274.08	Direct Deposit	<input checked="" type="checkbox"/>
		Gross	8.5000	41.25	1,730.13	SS/Med 205.14 VA = 23.29	BLUCRS 76.62	Net Pay 1274.08	Direct Deposit	<input checked="" type="checkbox"/>
		REGLAR	8.5000	33.50	284.75	SS/Med 22.91		Net Pay 116.00	Direct Deposit	<input checked="" type="checkbox"/>



Client: ADA
 DOMESTIC VIOLENCE ALTERNATIVES
 Branch: 56

Payroll Register

Period Covered: 10/16/2012 - 10/30/2012
 Check Date: 10/30/2012
 Run: 21
 Week: 44

Employee Information	Earnings	Rate	Hours	Amount	Federal Taxes	State/Local Taxes	Deductions	Net Pay	Check Cleared? <input checked="" type="checkbox"/>
----------------------	----------	------	-------	--------	---------------	-------------------	------------	---------	----------------------------------------------------

13 - VAWA1	#0001								
50% DA 50% SA	0								
Gross SAL HR	20.3800		86.67	1,766.39	SS/Med Fed Wt	99.80 IA State	77.36	UNWAWY BLCRS	2.00
Gross SAL HR				1,766.39	SS/Med Fed Wt	253.77 DA = 49.90 SA = 49.90	77.36	UNWAWY BLCRS	2.00
Totals			86.67	1,766.39	SS/Med Fed Wt	99.80 IA State	77.36	UNWAWY BLCRS	2.00
Net Pay								1256.78	Direct Deposit

10 - Department									
97% VA 3% APR									
100% SART									
Gross RATE 2	12.7400		16.50	1,104.18	SS/Med	70.78 IA State	42.86	BLCRS	76.62
Gross SAL HR			86.67	1,104.18	SS/Med	70.78 IA State	42.86	BLCRS	76.62
Totals			16.50	1,252.68	SS/Med	70.78 IA State	42.86	BLCRS	76.62
Net Pay								1062.42	Direct Deposit

CLIENT TOTALS	Gross	REGULAR	STIPND	RATE 2	SAL HR	Gross	REGULAR	STIPND	RATE 2	SAL HR	SS/Med	IA State	UNWAWY	PSTAFI	BLCRS	Net Pay	Direct Deposit				
	9,902.78	777.38	1,049.76	297.00	7,778.64	90.50	123.50	33.00	520.02	9,902.78	777.38	1,049.76	297.00	559.52	707.94	348.76	4.00	105.31	383.10	1 Chk 8 Deps 9 Pays	907.31 6,886.84 7,794.15

Payroll Statistics
 Employees Paid: 9
 Active Employees Not Paid: 0
 Terminated Employees Paid: 0

DA	SA	VA	HAP	SART	FV	VW	Extra SS/MD
49.90	49.90	8.14	1.25	62.09	34.25	30.43	SS/MD = 198.05
49.09	16.50	74.63	2.31	21.79	36.87	9.89	DA = 20% = 39.61
11.48	66.44	15.70	.49		71.12		SA = 13% = 23.71
111.01	23.77	19.22	.59	33.88	85.75	40.32	VA = 32% = 75.26
59.61	90.23	34.82	1.08		96.87		HAP = 1% = 1.98
150.62		33.29	.72				SART = 11% = 21.79
		36.87	5.44				FV = 13% = 25.75
		219.67	1.98				VW = 5% = 9.89
		75.26	7.42				
		287.93					
		30					
		288.33					

Payroll Totals	Earnings	Amount	Federal Taxes	State/Local Taxes	Deductions	Net Pay		
Gross	9,902.78	SS/Med	559.52	IA State	UNWAW	105.31	1 Chk	907.31
REGLAR	777.38	Fed Wt	707.94		BLUCRS	383.10	8 Depts	6,896.84
STIPND	1,049.76						9 Pays	7,794.15
RATE 2	297.00							
SAL HR	7,778.64							
Total Gross	9,902.78	Total Withholdings	1,616.22	Total Deductions	492.41	Total Net		7,794.15

Taxes	Tax Type	Deposit	Total Taxes	Employer This Pay	Employee This Pay	Taxable Wages	# of Employees	Tax Rate	ID Number
Social Security/Medicare	ADP	ADP	1,317.09	757.57	559.52	9,902.78	9		421238175
Federal Withholding	ADP	ADP	707.94	707.94	707.94	9,902.78	9		421238175
Federal Deposit			2,025.03	757.57	1,267.46				
Federal Unemployment	No tax		5.91	5.91		986.01	9	.6000 %	421238175
IA State Income Tax	ADP		348.76		348.76	9,902.78	9		42-1238175001
IA Unemployment	ADP		121.43	121.43		5,059.47	9	2.4000 %	00185247
ADP Responsibility			2,495.22	879.00	1,616.22				
Total Taxes			2,495.22	879.00	1,616.22				

Cash Flow Summary	Amount	Account Number	Bank Number	Bank Name
Checks	907.31			
Net Direct Deposits	6,896.84			
Taxes - ADP Resp.	2,495.22			
ADP Invoice	93.82	DA		
Cash Requirements	10,383.19		XXXXXXXXXX	

Messages We are responsible for depositing your payroll taxes listed above.



Client: ADA
 DOMESTIC VIOLENCE ALTERNATIVES
 Dunala, CA

Payroll Summary

Period Covered: 10/16/2012 - 10/30/2012
 Check Date: 10/30/2012
 Run: 21
 Week: 44
 Ctr: 4

10:24 AM
 11/01/12
 Accrual Basis

Domestic Violence Alternatives/Sexual Assault Center
Transaction Detail By Account
 October 2012

Type	Date	Num	Name	Memo	Class	Clr	Split	Amount	Balance
Payroll Benefits/taxes									
Health Insurance									
Bill	10/12/2012	1012...	Wellmark Blue Cros...	na:...	DA&SA:...		Accounts Pay...	301.69	301.69
Bill	10/12/2012	1012...	Wellmark Blue Cros...	remain...	DA&SA:...		Accounts Pay...	201.13	502.82
Total Health Insurance								502.82	502.82
SS/Med Expense									
Check	10/31/2012	EFT	Tax and Liability Pa...	DA	DA&SA:...		Checking	150.50	150.50
Check	10/31/2012	EFT	Tax and Liability Pa...	DA	DA&SA:...		Checking	150.62	301.12
Total SS/Med Expense								301.12	301.12
Total Payroll Benefits/taxes								803.94	803.94
TOTAL								803.94	803.94

Wellmark Blue Cross/Blue Shield of Iowa

10/25/2012

Date	Type	Reference	Original Amt.	Balance Due	Discount	Payment
10/12/2012	Bill	10122012	2,681.68	2,681.68		2,681.68
					Check Amount	2,681.68

DA claim - \$502.82 /

Checking 79255-0000 2,681.68

DOMESTIC VIOLENCE ALTERNATIVES// SEXUAL ASSAULT CENTER, INC.

13682

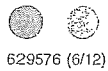
Wellmark Blue Cross/Blue Shield of Iowa

10/25/2012

Date	Type	Reference	Original Amt.	Balance Due	Discount	Payment
10/12/2012	Bill	10122012	2,681.68	2,681.68		2,681.68
					Check Amount	2,681.68

PAYMENT RECORD

Checking 2,681.68





Wellmark Blue Cross Blue Shield of Iowa
Wellmark Health Plan of Iowa, Inc.

Independent Licensees of the Blue Cross and Blue Shield Association
PO Box 10353
Des Moines, IA 50306-0353



Group Statement

Membership Services
1-877-226-7105
www.wellmark.com



ATTN:
DOMESTIC VIOLENCE ALTERNATIVES
SEXUAL ASSAULT
PO BOX 1507
MARSHALLTOWN, IA 50158-1507

Group Number	Bill Clerk	Page
	2000	1
Billing Period	Bill Date	
11/01/12 - 12/01/12	10/12/12	

Account Key

PLEASE PAY BY 11/01/12

We must receive your payment on or before the due date or benefits will not be paid for the members of your group.

Payment Activity	Account Summary
Payment Received 09/28 = <u>(3,352.10)</u> Payment Activity = <u>(\$ 3,352.10)</u>	Prior Premium Billed 4,022.52 Less: Premium Paid <u>(3,352.10)</u> Net Balance 670.42 Eligibility Adjustments (1,340.84) Current Premiums <u>3,352.10</u> Total Premiums Due = \$ 2,681.68 Outstanding Late Fees 0.00 Late Fee Adjustment 0.00 Late Fees Paid 0.00 Total Amount Due = <u>\$ 2,681.68</u>
	Pay: \$ 2,690.41 if pmt not recvd by 11/05

Wellmark now offers electronic bill pay. Visit <http://www.wellmark.com> to register.

Group Number Department Bill Clerk Billing Period Bill Date Page
 7 2000 11/01/12-12/01/12 10/12/12 3

Member Name	Member Number	Premiums Due				TOC	ES	Comments	Premiums Due
		Health	Dental	Life and Disability	Other				
ELIGIBILITY ADJ									
Retro Adjustments									
		-1,244.48	-85.56	-10.80	0.00	101	A	MBR CXL 09/12	-1,340.84
Total Retro		-1,244.48	-85.56	-10.80	0.00			TOTAL:	\$-1,340.84
CURRENT PREMIUMS									
		622.24	42.78	5.40	0.00	101	A		670.42
		622.24	42.78	5.40	0.00	101	A		670.42
		622.24	42.78	5.40	0.00	101	A		670.42
		622.24	42.78	5.40	0.00	101	A		670.42
		622.24	42.78	5.40	0.00	101	A		670.42
Total Current		3,111.20	213.90	27.00	0.00			TOTAL:	\$ 3,352.10
Please pay amount shown in Total Amount Due on page 1 instead of Total shown on this page as these totals may be different.									
								ETL CONTRACTS	
						101			5
						111			0
						119			0
						127			0
						ETL			5

A claim - \$ 301.69
 - DA claim - \$ 201.13

- | | |
|-----------------------------|-------------------------------|
| ES (Employee Status) | TOC (Type of Contract) |
| A Active | 101 Single |
| R Retiree | 111 2-person |
| C Cobra | 119 Mbr + child(ren) |
| | 127 Family |

10:24 AM
 11/01/12
 Accrual Basis

Domestic Violence Alternatives/Sexual Assault Center
 Transaction Detail By Account
 October 2012

Type	Date	Num	Name	Memo	Class	Clr	Split	Amount	Balance
Travel & Training Mileage									
Bill	10/11/2012	1015...	mbu...	client services	DA&SA:...		Accounts Pay...	-120.40	120.40
Bill	10/11/2012	1015...	Reimb...	mtgs	DA&SA:...		Accounts Pay...	91.00	211.40
Bill	10/11/2012	1015...	n-rel...	mileage	DA&SA:...		Accounts Pay...	52.00	263.40
Bill	10/25/2012	1025...	simb...	mtgs	DA&SA:...		Accounts Pay...	76.80	340.20
Bill	10/25/2012	1025...	simbu...	client services	DA&SA:...		Accounts Pay...	94.40	434.60
Bill	10/25/2012	1025...	r-rel...	mileage	DA&SA:...		Accounts Pay...	257.60	692.20
Total Mileage								692.20	692.20
Total Travel & Training								692.20	692.20
TOTAL								692.20	692.20

REQUEST FOR REIMBURSEMENT

Revised 7/1/00

Requested by: _____

Date Submitted: _____

Travel Expenses				Meals Expense (attach receipts)	
Date	Travel TO and FROM	Purpose of Travel	Mileage	Meals Expense (attach receipts)	Total
9/4/12	Yellow - Wynette - Sully - Snow's Dept - P. City - Monroe - Colfax - Slaters - Mingo	pick up Dwayne - neo diagnosis/pastor	286	topics DN	
9/5/12	Jama - Mt Zion	meals with group	50	DN/SA	
9/6/12	Mt Zion - Newton	U.S. paper Ottobergent	65	DN/SA	
Total			301		
Miscellaneous Expenses (attach receipts)					
Total					

Total miles x ~~40~~ \$ 120.40
 Meals Expense \$
 Misc. Expense \$

TOTAL EXPENSES \$ 120.40 OR

I hereby certify that the above expenses were incurred, the total amounts are correct and should be reimbursed to me by DVA/SAC.

The above expenses were authorized and approved by DVA/SAC.

Signature of Requestor _____

Signature of Director _____

REQUEST FOR REIMBURSEMENT

Requested By: _____

Date Submitted: 10/11/02

Travel Expenses			Meals Expense (attach receipts)	
Date	Travel TO and FROM	Purpose of Travel	Mileage	Topics
10/1	TO Newton From mtown	P.D. Training DV	32.5	DV \$13.00
10/3	TO Newton Rdtrip From mtown	P.D. Training DV	10.5	DV \$26.00
10/6	From mtown Rdtrip TO Newton	Octoberfest Newton U.D.	10.5	DMSA \$26.00
10/8	From mtown Rdtrip TO Newton	P.D. Training DV	10.5	DV \$26.00
10/3	TO HAWORTH From Newton	same	10.2	USA
10/3	From HAWORTH TO NEWTON	same	7.8	
Miscellaneous Expenses (attach receipts)			407.5	407.5
Total				Total

Total miles x .40\$ 102.40 = 163.00
 Meals Expense \$ _____
 Misc. Expense \$ _____
 TOTAL EXPENSES \$ 163.00
 DR=21.00
 SA=72.00

I hereby certify that the above expenses were incurred, the total amounts are correct and should be reimbursed to me by DIVA/SAC

The above expenses were authorized and approved by
 DIVA/SAC

Signature of Requestor _____

Signature of Director _____

REQUEST FOR REIMBURSEMENT

Revised 11/22/99

Requested By: _____

Date Submitted: 10/10/12

Travel Expenses				Meals Expense (attach receipts)
Date	Travel TO and FROM	Purpose of Travel	Mileage	
10/3/12	Newton RT W/Houma	Newton PD training	65	DA
10/10/12	Newton RT M/Houma	OKtoberfest	65	DA
Total			130	Total
Miscellaneous Expenses (attach receipts)				
Total				

Total miles \times $\frac{.40}{.35}$ \$ 52.00
 Meals Expense \$ _____
 Misc. Expense \$ _____
TOTAL EXPENSES \$ 52.00 DA

I hereby certify that the above expenses were incurred; the total amounts are current and should be reimbursed to me by DVA/SAC

The above expenses were authorized and approved by
 DVA/SAC

 Signature of Requestor

 Signature of Director

REQUEST FOR REIMBURSEMENT

Requested By: _____

Date Submitted: 10/25/2012

Travel Expenses				Meals Expense (attach receipts)
Date	Travel TO and FROM	Purpose of Travel	Mileage	
10/16	TO JOSEPH CO SO Rdtrip From MTown	DV Present.	105	DV
10/17	TO Eldora From mtown Rdtrip	SA 1-1	102	SA
10/23	TO JOSEPH CO SO From mtown Rdtrip	DV Present	105	DV
Total			192	Total

Miscellaneous Expenses (attach receipts)	
Total	

Total miles x. \$ 716.80
 Meals Expense \$ _____
 Misc. Expense \$ _____
TOTAL EXPENSES \$ 716.80

I hereby certify that the above expenses were incurred, the total amount is _____ and should be reimbursed to me by DVA/SAC

 Signature of Requestor

The above expenses were authorized and approved by
 DVA/SAC

 Signature of Director

REQUEST FOR REIMBURSEMENT

Revised 7/1/00

Requested by: _____

Date Submitted: 10/25/12

Travel Expenses			Mens Expense (attach receipts)		
Date	Travel TO and FROM	Purpose of Travel	Mileage	Mens Expense	
10/11/12	Prarie City - m. town	CRS Support grp (DW/SA)	38	DW/SA	
10/12/12	Danna - m. town	Meal/alki grp (DW/SA)	50	DW/SA	
10/17/12	Prarie City - Newton	111 w/MP (DW)	38	DV	
10/18/12	Quinnell - m. town	111 SL (DW)	60	DV	
10/19/12	Danna - m. town	Meal/alki grp (DW/SA)	50	DW/SA	
Total			236		Total
Miscellaneous Expenses: (attach receipts)					
Total					

Total miles x 40 \$	94.40
Mens Expense \$	-
Misc. Expense \$	-
TOTAL EXPENSES \$	94.40

I hereby certify that the above expenses were incurred, the total amounts are correct and should be reimbursed to me by DW/SA.

The above expenses were authorized and approved by DW/SA.

Z Signature of Requestor

Signature of Director

REQUEST FOR REIMBURSEMENT

Revised 11/22/99

Requested By: _____

Date Submitted: 10/25/12

Travel Expenses			Meals Expense (attach receipts)	
Date	Travel TO and FROM	Purpose of Travel	Mileage	Meals Expense (attach receipts)
10/15	Waters RT Marlinton	CVAD Public Mtg	120	DV/SA
10/19	Eldora RT Marshalltown	Emergency Mtg	62	BV
10/19	Newton RT Marshalltown	Mtg w/ Section Central Reg. Div.	65	DV/SA
10/23	Newton RT Marshalltown	Mtg w/ Jasper Co. H.W. Director	65	DV/SA
10/24	Mason City RT Marshalltown	Mtg w/ MC Dir.	252	DV/SA
10/24	Amer RT Marshalltown	CVAD Public Mtg	80	DV/SA
Miscellaneous Expenses (attach receipts)			Total	
			Total	
			Total	

Total miles x ~~25~~ ⁴⁰ = \$ 857.60
 Meals Expense \$ _____
 Misc. Expense \$ _____
TOTAL EXPENSES \$ 857.60

I hereby certify that the above expenses were incurred, the total amounts are current and should be reimbursed to me by DV/SA/C

The above expenses were authorized and approved by DV/SA/C


Signature of Requestor _____

Signature of Director _____


10:24 AM
 11/01/12
 Accrual Basis

Domestic Violence Alternatives/Sexual Assault Center
Transaction Detail By Account
 October 2012

Type	Date	Num	Name	Memo	Class	Clr	Split	Amount	Balance
Utilities									
Electric/Gas									
Bill	10/23/2012	1025...	Black Hills Energy (...)	Oct Billing-N...	DA&SA:...		Accounts Pay...	37.19	37.19
Bill	10/25/2012	1025...	Alliant Energy 6806...	oct billing - N...	DA&SA:...		Accounts Pay...	23.59	60.78
Total Electric/Gas								60.78	60.78
Water									
Bill	10/15/2012	1015..	Newton Water Works	Oct billing	DA&SA:...		Accounts Pay...	17.59	17.59
Total Water								17.59	17.59
Total Utilities								78.37	78.37
TOTAL								78.37	78.37



PO BOX 6001
RAPID CITY SD 57709-6001



Scan to Pay Now

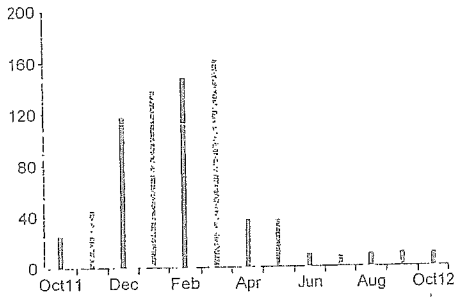
Account Number [REDACTED]
Service For: DVA SAC
Billing Date: Oct 09, 2012



Current Month Charges - Due 10/29/12	37.19
Total This Bill	\$37.19

Customer Service: 1-888-890-5554 | 24-Hour Emergency: 1-800-694-8989 | Email: custserv@blackhillscorp.com | www.blackhillsenergy.com

Your gas use at a glance (in Therms)
for 108 W 3RD ST S/NEWTON, IA
Meter BHE144487



	Days	Therms/Day	Cost/Day
This Month	29	.38	\$1.28
Last Month	33	.33	\$1.14
Last Year	28	.89	\$1.71

Your Account Summary (see following pages for details)

Previous Bill Total	\$37.47
Payments	THANK YOU 37.47 CR
Balance Forward	0.00

Current Month Charges:	
Gas Service	37.19
Total This Bill	\$37.19

If you smell natural gas, leave the premises immediately and call Black Hills Energy at 1-800-694-8989 or call 911.

A total of \$37.75 is due if full payment is not received by 10/29/2012.

Black Hills Cares helps eligible customers meet energy needs through voluntary tax-deductible donations. To give, please mark your payment stub with the monthly amount you wish to be billed, or donate when it's convenient for you. BHE matches your donation. Visit our website to learn more.



< Detach here and return the bottom portion with your payment >



Interstate Power and Light, an Alliant Energy Company

Questions? Call 1-800-255-4268

NAME	DOMESTIC VIOLENCE ALTERNATIVES	ACCOUNT NUMBER	
SERVICE ADDRESS	BILL DATE 10/25/2012		

METER NUMBER	READING PERIOD		NO. DAYS	METER READINGS		METER MULTIPLIER	THERM PER CCF	UNITS BILLED
	FROM	TO		CURRENT	PREVIOUS			
	09/25	10/23	28	29067	29017			50

Your Next Scheduled Read: 11/21/2012

Amount of Previous Bill \$33.60
 Payment Received 10/05, Thank You! 33.60
 Balance Before This Bill \$0.00

Electric General Service Meter	50 kWh / 28 Days = 1.786 kWh per Day	Rate Code 200	
	1.786 kWh X 28 Days X \$.08074		4.04
	Energy Cost 50 kWh X \$.01362		.68
	Regional Transmission Service 1.786 kWh X 28 Days X \$.01877		.94
	Basic Service Charge \$.58520 X 28 Days		16.39
	\$22.05 X Tax State 6%		1.32
	\$22.05 X Tax Local 1%		.22
	Current Charges This Meter		<u>\$23.59</u>
	Current Account Balance		\$23.59 DA

Billing Period	Avg Temperature	Electric Use Per Day
This Month	52 F	1.786 kWh
Last Month	67 F	2.906 kWh
Last Year	55 F	3.275 kWh

Paying by check? To set up a free, one-time bank withdrawal call 1-800-255-4268 or visit alliantenergy.com/payonline.
 Paying by credit card? Use SpeedPay with Visa, Mastercard, American Express or Discover. There is an \$11.95 convenience fee per \$2000 payment.
 Call 1-877-429-4126 or visit www.alliantenergy.com/speedpay to make a payment.



DEPOSIT ON FILE	AVERAGE DAILY COST (EXCLUDING SALES TAX)	AVERAGE UNIT COST (EXCLUDING SALES TAX)	AMOUNT DUE NOW
\$0.00	Elec \$.79	Elec \$.441	\$23.59
			ADD 1.5% AFTER NOVEMBER 14, 2012
			\$23.94 LATE PAYMENT AMOUNT

RETURN THE STUB WITH YOUR PAYMENT PLEASE ALLOW FIVE BUSINESS DAYS FOR MAILING AND PROCESSING 16

PAY THIS AMOUNT ON OR BEFORE NOVEMBER 14, 2012 \$23.59



ACCOUNT NUMBER

AMOUNT DUE AFTER NOVEMBER 14, 2012 \$23.94

AMOUNT ENCLOSED (IF DIFFERENT FROM ABOVE)

AV 01 013579 15894B 53 A**5DGT

DOMESTIC VIOLENCE ALTERNATIVES
 PO BOX 1507
 MARSHALLTOWN IA 50158-1507

ALLIANT ENERGY
 PO BOX 3066
 CEDAR RAPIDS IA 52406-3066

8301181226806000023940000235926

SERVICE ADDRESS		METER NO.	
		32081215	
CURRENT READ DATE	PRIOR READ DATE	BILL DATE	
		10/15/12	
CURRENT	PRIOR	USED	NET AMT.

RETURN
SERVICE
REQUESTED

U.S. POSTAGE
PRE-SORTED
FIRST CLASS
PAID 1.0Z
NEWTON, IOWA
PERMIT NO. 7



METER CHARGE 6.17
SEWER USAGE 10.27
TAX - WATER 6 .43
TAX - SEWER 10 .72

IN BOX
RECEIVED
10.16.12 LC

Previous Balance

GROSS AMOUNT	GROSS DUE AFTER
18.59	11/05/2012
ACCOUNT NO.	NET AMT. DUE
	17.59 ^{1.00} / DA

10:24 AM

11/01/12

Accrual Basis

Domestic Violence Alternatives/Sexual Assault Center Transaction Detail By Account October 2012

Type	Date	Num	Name	Memo	Class	Cir	Split	Amount	Balance
Communications									
Cell Phone	10/23/2012	1023...	U.S. Cellular	Oct billing	DA&SA...		Accounts Pay...	66.06	66.06
Bill								66.06	66.06
Total Cell Phone									
Marshalltown Office Phone	10/11/2012	0917...	Windstream - Mars...	DT office lines	DA&SA...		Accounts Pay...	-110.09	110.09
Bill	10/17/2012	1017...	Windstream - Mars...	DT office lines	DA&SA...		Accounts Pay...	-106.91	217.00
Total Marshalltown Office Phone								217.00	217.00
Newton Office Phone	10/9/2012	1001...	Windstream - Newton	Newton Sept ...	DA&SA...		Accounts Pay...	-131.31	131.31
Bill								131.31	131.31
Total Newton Office Phone									
Total Communications								414.37	414.37
TOTAL								414.37	414.37



Page 1 of 8
 Account Number: 0
 Bill Date: 10/22/12
 Invoice Number:

DOMESTIC VIOLENCE ALTERNATIVE SAC



Previous Balance	Payments Received thru 10/23/12	Credits and Adjustments to Prev. Balance	Past Due Balance	Current Charges Due by 11/11/12	TOTAL AMOUNT DUE
129.47	129.47CR	0.00	0.00	132.13	\$132.13

ACCOUNT SUMMARY

Previous Balance		129.47	
Payments Received thru 10/23/12. Thank you !		129.47CR	
Credits and Adjustments to Previous Balance		0.00	0.00
Past Due Balance			
Monthly Service Charges			114.89
Price Plan Recurring Charges	59.99		
Other Recurring Charges	54.90		
Local Usage			1.99
Extended Home Service Area Charges			0.00
Roaming Charges			0.00
easyedge SM Data Service Charges			8.33
Other Charges & Credits			6.92
Taxes			
Total Current Charges Due by 11/11/12			132.13
TOTAL AMOUNT DUE			\$132.13

1/2 HAP = 66.00
 1/2 DA = 66.00

LE



Thank you for choosing our wireless service, we appreciate your business. For billing and customer service inquiries, call 888-944-9400 or call 611 from your U.S. Cellular phone, always a free call.

Please detach and mail bottom portion with your payment to ensure prompt handling.



Account Number Summary
 DOMESTIC VOLENCE ALTERNATIVE SAC

CHARGES TOTAL

129.47CR \$129.47CR

MONTHLY SERVICE CHARGES 10/22/12 THROUGH 11/21/12

59.99

MONTHLY SERVICE CHARGES 10/22/12 THROUGH 11/21/12
 Monthly charge for WIDE AREA FAMILY 750 W/ NW
 Including: Automatic Roaming Wide
 Call Delivery Wide
 Call Forward Busy
 Call Forwarding Immediate
 Call Waiting
 Caller ID
 Message Waiting Indicator Analog
 Message Waiting Indicator Digital
 No Answer Transfer (Call Forward)
 Three Way Conference Calling
 WIDE AREA UNLINK LOC N & W
 WIDE AREA UNLINK LOC N & W

29.95

\$89.94

MONTHLY SERVICE CHARGES 10/22/12 THROUGH 11/21/12
 Monthly charge for UNLIMITED FAMILY MESSAGING
 Total Monthly Service Charges

29.95

\$89.94

ACCOUNT SUMMARY OF AIRTIME USAGE
 Call Usage
 WIDE AREA FAMILY 750 W/ NW
 Local Service Airtime 165 Calls, 9/22/12 through 10/21/12
 INCOMING MINUTES 181.00 min X 0.00 per min
 NIGHT AND WEEKEND MINUTES 103.00 min X 0.00 per min
 INCLUDED Peak 487.00 min X 0.00 per min
 Total minutes 771.00

181.00 min X 0.00 per min
 103.00 min X 0.00 per min
 487.00 min X 0.00 per min
 771.00

9.00 min X 0.00 per min
 57.00 min X 0.00 per min
 2.00 min X 0.00 per min
 69.00

Wanted Home Service Area
 WIDE AREA FAMILY 750 W/ NW
 Local Service Airtime 13 Calls, 9/22/12 through 10/21/12
 INCOMING MINUTES 9.00 min X 0.00 per min
 NIGHT AND WEEKEND MINUTES 57.00 min X 0.00 per min
 INCLUDED Peak 2.00 min X 0.00 per min
 Total minutes 69.00

9.00 min X 0.00 per min
 57.00 min X 0.00 per min
 2.00 min X 0.00 per min
 69.00

3.00 min X 0.00 per min
 4.00 min X 0.00 per min
 7.00

TOTAL OF OTHER CHARGES & CREDITS
 General Fees and Credits
 Federal USF Charge
 Sub-Total General Fees and Credits
 Total Other Charges & Credits

3.96

3.96

Tax for Account Activity
 IA Sales Tax
 IA Local Sales Tax
 Total Tax for Account Activity

5.64
 0.94

\$6.58

Cellular Telephone Number Summary of Calls

Cellular Name/ Mins/ Mins/ Adj. to Monthly Local Roaming easydegreesm Other
 Cellular Number Used Prev Bal. Service Usage Charges Charges & Credits Taxes Total
 VILENCE ALTERNATIVE SAC 0.00 0.00 0.00 0.00 0.00 2.14 0.10 27.19
 1-485-9002 1,480.00 0.00 24.95 0.00 0.00 0.00 0.10 27.19

Cellular Telephone Number Summary of Calls

Cellular Name/ Mins/ Mins/ Adj. to Monthly Local Roaming easydegreesm Other
 Cellular Number Used Prev Bal. Service Usage Charges Charges & Credits Taxes Total
 VILENCE ALTERNATIVE SAC 0.00 0.00 0.00 0.00 0.00 2.14 0.10 27.19
 1-485-9002 1,480.00 0.00 24.95 0.00 0.00 0.00 0.10 27.19

Cellular Telephone Number Summary of Calls

Cellular Name/ Mins/ Mins/ Adj. to Monthly Local Roaming easydegreesm Other
 Cellular Number Used Prev Bal. Service Usage Charges Charges & Credits Taxes Total
 VILENCE ALTERNATIVE SAC 0.00 0.00 0.00 0.00 0.00 2.14 0.10 27.19
 1-485-9002 1,480.00 0.00 24.95 0.00 0.00 0.00 0.10 27.19

Cellular Telephone Number Summary of Calls

Cellular Name/ Mins/ Mins/ Adj. to Monthly Local Roaming easydegreesm Other
 Cellular Number Used Prev Bal. Service Usage Charges Charges & Credits Taxes Total
 VILENCE ALTERNATIVE SAC 0.00 0.00 0.00 0.00 0.00 2.14 0.10 27.19
 1-485-9002 1,480.00 0.00 24.95 0.00 0.00 0.00 0.10 27.19

Cellular Telephone Number Summary of Calls

Cellular Name/ Mins/ Mins/ Adj. to Monthly Local Roaming easydegreesm Other
 Cellular Number Used Prev Bal. Service Usage Charges Charges & Credits Taxes Total
 VILENCE ALTERNATIVE SAC 0.00 0.00 0.00 0.00 0.00 2.14 0.10 27.19
 1-485-9002 1,480.00 0.00 24.95 0.00 0.00 0.00 0.10 27.19

Cellular Telephone Number Summary of Calls

Cellular Name/ Mins/ Mins/ Adj. to Monthly Local Roaming easydegreesm Other
 Cellular Number Used Prev Bal. Service Usage Charges Charges & Credits Taxes Total
 VILENCE ALTERNATIVE SAC 0.00 0.00 0.00 0.00 0.00 2.14 0.10 27.19
 1-485-9002 1,480.00 0.00 24.95 0.00 0.00 0.00 0.10 27.19

Cellular Telephone Number Summary of Calls

Cellular Name/ Mins/ Mins/ Adj. to Monthly Local Roaming easydegreesm Other
 Cellular Number Used Prev Bal. Service Usage Charges Charges & Credits Taxes Total
 VILENCE ALTERNATIVE SAC 0.00 0.00 0.00 0.00 0.00 2.14 0.10 27.19
 1-485-9002 1,480.00 0.00 24.95 0.00 0.00 0.00 0.10 27.19

Cellular Telephone Number Summary of Calls

Cellular Name/ Mins/ Mins/ Adj. to Monthly Local Roaming easydegreesm Other
 Cellular Number Used Prev Bal. Service Usage Charges Charges & Credits Taxes Total
 VILENCE ALTERNATIVE SAC 0.00 0.00 0.00 0.00 0.00 2.14 0.10 27.19
 1-485-9002 1,480.00 0.00 24.95 0.00 0.00 0.00 0.10 27.19

Cellular Telephone Number Summary of Calls

Cellular Name/ Mins/ Mins/ Adj. to Monthly Local Roaming easydegreesm Other
 Cellular Number Used Prev Bal. Service Usage Charges Charges & Credits Taxes Total
 VILENCE ALTERNATIVE SAC 0.00 0.00 0.00 0.00 0.00 2.14 0.10 27.19
 1-485-9002 1,480.00 0.00 24.95 0.00 0.00 0.00 0.10 27.19

Cellular Telephone Number Summary of Calls

Cellular Name/ Mins/ Mins/ Adj. to Monthly Local Roaming easydegreesm Other
 Cellular Number Used Prev Bal. Service Usage Charges Charges & Credits Taxes Total
 VILENCE ALTERNATIVE SAC 0.00 0.00 0.00 0.00 0.00 2.14 0.10 27.19
 1-485-9002 1,480.00 0.00 24.95 0.00 0.00 0.00 0.10 27.19

Cellular Telephone Number Summary of Calls

Cellular Name/ Mins/ Mins/ Adj. to Monthly Local Roaming easydegreesm Other
 Cellular Number Used Prev Bal. Service Usage Charges Charges & Credits Taxes Total
 VILENCE ALTERNATIVE SAC 0.00 0.00 0.00 0.00 0.00 2.14 0.10 27.19
 1-485-9002 1,480.00 0.00 24.95 0.00 0.00 0.00 0.10 27.19

Cellular Telephone Number Summary of Calls

Cellular Name/ Mins/ Mins/ Adj. to Monthly Local Roaming easydegreesm Other
 Cellular Number Used Prev Bal. Service Usage Charges Charges & Credits Taxes Total
 VILENCE ALTERNATIVE SAC 0.00 0.00 0.00 0.00 0.00 2.14 0.10 27.19
 1-485-9002 1,480.00 0.00 24.95 0.00 0.00 0.00 0.10 27.19

Cellular Telephone Number Summary of Calls

Cellular Name/ Mins/ Mins/ Adj. to Monthly Local Roaming easydegreesm Other
 Cellular Number Used Prev Bal. Service Usage Charges Charges & Credits Taxes Total
 VILENCE ALTERNATIVE SAC 0.00 0.00 0.00 0.00 0.00 2.14 0.10 27.19
 1-485-9002 1,480.00 0.00 24.95 0.00 0.00 0.00 0.10 27.19

Cellular Telephone Number Summary of Totals (continued)

User Name/ Cellular Telephone Number	Mins/ Msgs Used	Adj. to Prev Bal.	Monthly Service	Local Usage	Roaming Charges	easydegreesm Charges	Other Charges & Credits	Taxes	Total
VILENCE ALTERNATIVE SAC	177.00	0.00	0.00	1.99	0.00	0.00	2.23	0.24	4.46
1,657.00									\$31.65

Summary of Taxes
 IA Local Sales Tax
 IA Sales Tax
 Total Taxes

0.98
 5.94

6.92

*** CHANGE TO FEDERAL USF CHARGE ***
 The Federal Communications Commission recently announced an increase in the Universal Service contribution factor. As a result of this change, the Federal Universal Service Fund (USF) charge will increase from 3.98% to 4.41% as of October 1, 2012. This charge is calculated as a percentage of your wireless service charge and may be adjusted quarterly.

*** PAY BY PHONE ***
 If you choose to pay with your checking or savings account, you will be asked for your bank account information, U.S. Cellular billing statement and the last 4 digits of your social security number (or password). By doing so, you are authorizing a one-time electronic funds transfer from your bank account. To cancel, please call us at 1-888-944-3400 or 611 by 6pm CT on the day of the original request.

*** PAY BY CHECK ***
 When you provide a check as payment, you authorize us to either use the information from your check to make a one-time electronic funds transfer from your account or to process the payment as a check.





Page 7 of 8
 Account Number 932492190-146
 Bill Date: 10/22/12
 Invoice Number: 932492190-146

Page 8 of 8
 Account Number 932492190-146
 Bill Date: 10/22/12
 Invoice Number: 932492190-146

Cellular Telephone Number Summary
 DOMESTIC VLENCE ALTERNATIVE SAC

Monthly Service Charges 10/22/12 through 11/21/12
 Message Center Alert 0.00
 Monthly charge for DATA BLOCK (ACCESS BLOCKED) 0.00
 Total Monthly Service Charges 0.00

Call Usage
 WIDE AREA FAMILY 750 W/ NW 25.00 min X 0.00 per min 0.00
 Local Service Airtime 47 Calls, 9/22/12 through 10/21/12 26.00 min X 0.00 per min 0.00
 INCOMING MINUTES 62.00 min X 0.00 per min 0.00
 NIGHT AND WEEKEND MINUTES 62.00 min X 0.00 per min 0.00
 INCLUDED Peak 1.99
 TOLL 0.00
 ADDITIONAL CHARGES 1.99
 Total Local Service Airtime 113.00 min 1.99

EXT/PX-VIDEO SERVICES
 TEXT MESSAGING 64 Messages, 9/22/12 through 10/21/12 8.00 msg X 0.00 per msg 0.00
 BILLED Peak 56.00 msg X 0.00 per msg 0.00
 TOLL 0.00
 ADDITIONAL CHARGES 0.00
 Total TEXT MESSAGING 64.00 msg 0.00

Total Local Usage 1.99
 Roaming Charges
 WIDE AREA FAMILY 750 W/ NW
 Inclusive ALL USA SIDS 0 Calls, 9/22/12 through 10/21/12 0.00
 TOLL 0.00
 ADDITIONAL CHARGES 0.00
 INT'L ROAM TAXES 0.00
 Total Inclusive ALL USA SIDS 0.00 min 0.00
 Total Roaming Charges 0.00

edgeSM Data Service Charges
 Data Network Usage 0 0.00
 Total 0.00


Picture Messaging
 TEXT/PX-VIDEO SERVICES 9/22/12 through 10/21/12 1msg X 0.00 per msg 0.00
 UNLIMITED PICTURE MSGS 1msg 0.00
 Total TEXT/PX-VIDEO SERVICES 0.00

Total easyedgeSM Data Service Charges 0.00
 Other Charges & Credits
 General Fees and Credits 0.15
 Federal USF Charge 1.40
 Regulatory Cost Recovery Fee 0.03
 IA Dual Party Relay Service 0.65
 IA Wireless E-911 Fee
 Sub-Total General Fees and Credits 2.23
 Total Other Charges & Credits 2.23

axes
 IA Sales Tax 0.21
 IA Local Sales Tax 0.03
 Total Taxes 0.24
 CURRENT CHARGES FROM 44.46

Detail of Toll Usage - WIDE AREA FAMILY 750 W/ NW
 DOMESTIC VLENCE ALTERNATIVE SAC

Line	Date	Time	Calls To	Number Called	Feature	Period	Min	Airtime Charge	Toll Charge	Add'l Charge	Amount
1	9/30	1:47PM	Directory Assistance	000-000-0411	OP		2:00	1.99	1.99		1.99
Total Toll Usage											
CW=Call Waiting 3W=3 Way Calling QF=Call Forwarding											
PK=Peak OP=Off Peak											



windstream.

Account number	Telephone number	Invoice date
		September 17, 2012

Please call Windstream Communications toll free or visit our website.
 For Sales/Billing/Account Changes: 1-800-843-9214
 For Repair/Technical Support: 1-866-990-3282
 Website: www.windstream.com

DOMESTIC VIOLENCE ALTERNATIVES
 PO BOX 1507
 MARSHALLTOWN IA 50158-1507

MANAGED NETWORK SECURITY

Windstream can set up, maintain and manage your entire network security solution.

This way, your IT team can focus on other key projects and your business stays secure.

CALL
 877.275.6814

VISIT
www.windstream.com/business/network-security

Service At-A-Glance

Previous Bill	\$306.51
Payments/Adjustments Thru 09/13	\$306.51 CR
Amount Previously Due	\$.00
Current Charges Due - 10/08/12	\$330.27
Total Amount Due	\$330.27

$110.09 = 2 \times 3 \div 2$

Use of the Services constitutes your agreement to Windstream's Terms and Conditions maintained at www.windstream.com/terms, or you may request a copy by calling the number at the top of the bill. See "Windstream Customer Message" section on this bill for any recent changes to Windstream's Terms and Conditions. If you are a business customer with an existing contract, those contract terms will control.

1/2 HAP
 1/2 55.05 SART
 110.09 DA

Pay My Bill

On-line: For easy payments 24 hours a day, visit www.windstream.com.
 In person: To find a retail store location near you, visit www.windstream.com/support.
 By Mail: Send your check and payment slip to the address below.
 By Phone: For automated payments or to speak to a representative, call 1-800-537-7755.

Windstream provides online billing at www.windstream.com

92145-BRE

04006 7149350 008094 016187 00001/00003

windstream.

Account number Telephone number Invoice date
September 17, 2012

SUMMARY OF PAYMENTS AND ADJUSTMENTS

PAYMENTS -09/04/12 306.51 CR
TOTAL PAYMENTS AND ADJUSTMENTS 306.51 CR

SUMMARY OF CURRENT CHARGES BY SERVICE PROVIDER

WINDSTREAM 275.38
WINDSTREAM IOWA COMMUNICATIONS 54.89
CURRENT CHARGES DUE 10/08/12 330.27

WINDSTREAM DETAIL OF CURRENT CHARGES

Service from 09/13/12 to 10/12/12
Toll charge inquiries call 1-800-843-9214

SERVICES

3 BUSINESS LINE TWO WAY 64.35
3 TWO WAY TRUNK 64.35
1 1.5M/384K BUSINESS INTERNET 34.99
1 3 YR CONTRACT CREDIT 10.00 CR
1 HIGH SPEED ACCESS 28.00
1 BUSINESS FEAT PACK 6.00
1 CALL FORWARD 3.95
1 LINE BLOCK NO CHARGE .00
1 DIRECTORY ASSISTANCE 1.99
TOTAL SERVICES 193.63

SURCHARGES AND OTHER FEES

NETWORK USAGE FEE 43.20
ACCESS RECOVERY CHARGE MLC 6.00
E911 EMERGENCY COMM SURCHARGE 6.00
FEDERAL UNIVERSAL SERVICE FEE 7.72
DEREGULATED ADMINISTRATION FEE 2.92
TOTAL SURCHARGES AND OTHER FEES 65.84

TAXES

FEDERAL TAX 5.86
STATE TAX 8.62
COUNTY TAX 1.43
TOTAL TAXES 15.91

TOTAL WINDSTREAM CHARGES 275.38

DIRECTORY ASSISTANCE CHARGE DETAIL

Call Descr	calls	credits	Charges	Amount charged
411	1		1.99	1.99
Total Directory Assistance Charge				1.99

WINDSTREAM IOWA COMMUNICATIONS DETAIL OF CURRENT CHARGES

Toll charge inquiries call 1-800-843-9214

SERVICES

LONG DISTANCE CHARGES 50.80
TOTAL SERVICES 50.80

SURCHARGES AND OTHER FEES

FEDERAL UNIVERSAL SERVICE FEE .93
TOTAL SURCHARGES AND OTHER FEES .93

TAXES

STATE TAX 2.71
CITY TAX .45
TOTAL TAXES 3.16

TOTAL WINDSTREAM IOWA COMMUNICATIONS CHARGES 54.89

WINDSTREAM IOWA COMMUNICATIONS Direct Dialed Calls

FOR (641) 752-3245

LINE	DATE	TIME	CITY CALLED	AREA	NUMBER	CL	RP	MIN	AMOUNT
1	08/08	1106A	MONTEZUMA	IA		S	D	2.1	.14
2	08/08	1108A	GRINNELL	IA		S	D	6.8	.47
3	08/08	1148A	PELLA	IA		S	D	0.5	.03
4	08/09	0911A	OTTUMWA	IA		S	D	16.5	1.14
5	08/09	1039A	GRUNDY CTR	IA		S	D	0.5	.03
6	08/09	1040A	WATERLOO	IA		S	D	0.5	.03
7	08/09	1042A	NEWTON	IA		S	D	0.5	.03
8	08/09	1046A	GRUNDY CTR	IA		S	D	0.5	.03
9	08/09	1047A	WATERLOO	IA		S	D	0.7	.05
10	08/10	0215P	TOLEDO	IA		S	D	3.2	.22
11	08/13	1015A	TOLEDO	IA		S	D	3.1	.21
12	08/13	1143A	IOWA FALLS	IA		S	D	0.5	.03
13	08/13	0137P	DES MOINES	IA		S	D	1.0	.07
14	08/13	0140P	WINTERSET	IA		S	D	1.0	.07
15	08/14	0105P	DES MOINES	IA		S	D	1.1	.08
16	08/14	0107P	DES MOINES	IA		S	D	2.2	.15
17	08/15	0112P	DES MOINES	IA		S	D	4.6	.32
18	08/15	0135P	WINTERSET	IA		S	D	3.3	.23
19	08/15	0157P	DES MOINES	IA		S	D	10.0	.69
20	08/15	0322P	CEDAR RPDS	IA		S	D	7.4	.51
21	08/16	0946A	DES MOINES	IA		S	D	15.7	1.08
22	08/16	1003A	AMES	IA		S	D	1.3	.09
23	08/16	1231P	AMES	IA		S	D	63.0	4.35
24	08/16	0241P	OSCEOLA	IA		S	D	0.5	.03
25	08/17	1108A	NEWTON	IA		S	D	0.5	.03
26	08/17	0225P	NEWTON	IA		S	D	0.5	.03
27	08/20	0930A	CEDAR RPDS	IA		S	D	6.9	.48
28	08/20	0957A	GRINNELL	IA		S	D	0.6	.04
29	08/20	1129A	MARBLEROCK	IA		S	D	0.5	.03
30	08/21	1013A	GRINNELL	IA		S	D	1.4	.10
31	08/21	1237P	ATLANTA NE	GA		S	D	0.5	.03
32	08/22	1023A	NEWTON	IA		S	D	0.8	.06
33	08/23	1151A	NEWTON	IA		S	D	1.4	.10
34	08/23	0205P	GILMAN	IA		S	D	4.2	.29
35	08/27	1020A	MARINETTE	WI		S	D	2.8	.19
36	08/27	1025A	DES MOINES	IA		S	D	1.3	.09
37	08/27	1155A	OSKALOOSA	IA		S	D	11.9	.82
38	08/28	0954A	NEWTON	IA		S	D	19.9	1.37
39	08/28	1250P	NEWTON	IA		S	D	0.5	.03
40	08/28	0247P	MTPLEASANT	IA		S	D	0.5	.03
41	08/29	0834A	PHOENIX	AZ		S	D	0.5	.03
42	08/29	0835A	PHOENIX	AZ		S	D	0.5	.03
43	08/29	0836A	PHOENIX	AZ		S	D	2.4	.17
44	08/29	0954A	ANAHEIM	CA		S	D	32.9	2.27
45	08/29	0227P	NEWTON	IA		S	D	0.5	.03
46	08/31	0924A	DES MOINES	IA		S	D	0.7	.05
47	09/05	0833A	ATLANTA NE	GA		S	D	2.8	.19
48	09/05	0838A	ATLANTA NE	GA		S	D	19.7	1.36
49	09/05	1114A	ATLANTA NE	GA		S	D	5.6	.39
50	09/06	1137A	NEWTON	IA		S	D	0.5	.03
51	09/07	1044A	NEWTON	IA		S	D	1.2	.08
52	09/07	0403P	PANORA	IL		S	D	0.6	.04
53	09/07	0405P	PANORA	IL		S	D	0.5	.03
54	09/07	0409P	PANORA	IL		S	D	0.5	.03

SUBTOTAL EXCLUDING TAX FOR (641) 752-3245 269.6 18.53

WINDSTREAM IOWA COMMUNICATIONS Direct Dialed Calls

FOR (641) 752-5116

LINE	DATE	TIME	CITY CALLED	AREA	NUMBER	CL	RP	MIN	AMOUNT
55	08/13	1029A	TOLEDO	IA		S	D	1.0	.07
56	08/13	1031A	TOLEDO	IA		S	D	0.5	.03
57	08/13	1033A	TOLEDO	IA		S	D	1.1	.08
58	08/13	1035A	TOLEDO	IA		S	D	1.2	.08
59	08/13	1037A	TOLEDO	IA		S	D	1.2	.08
60	08/14	0134P	GRINNELL	IA		S	D	1.9	.13
61	08/14	0245P	DES MOINES	IA		S	D	0.8	.06
62	08/16	1035A	DES MOINES	IA		S	D	1.0	.07

U4006 7749350 008095 016189 00002/00003



Account number	Telephone number	Invoice date September 17, 2012
----------------	------------------	------------------------------------

windstream.

WINDSTREAM IOWA COMMUNICATIONS Direct Dialed Calls (cont'd)

LINE	DATE	TIME	CITY CALLED	AREA	NUMBER	CL	RP	MIN	AMOUNT
63	08/17	1219P	GRINWELL	IA	641	S	D	3.1	.21
64	08/27	1157A	DES MOINES	IA	515	S	D	0.8	.06
65	08/27	0212P	AURORA	CO	303	S	D	0.6	.04
66	08/27	0214P	AURORA	CO	303	S	D	0.5	.03
67	08/29	0223P	MONTEZUMA	IA	641	S	D	0.7	.05
68	08/30	0923A	MONTEZUMA	IA	641	S	D	0.6	.04
69	09/06	1217P	AMES	IA	515	S	D	0.5	.03

SUBTOTAL EXCLUDING TAX FOR (641) 752-5116 15.5 1.06

WINDSTREAM IOWA COMMUNICATIONS Direct Dialed Calls
FOR (641) 753-3513

LINE	DATE	TIME	CITY CALLED	AREA	NUMBER	CL	RP	MIN	AMOUNT
70	08/08	0950A	GRINNELL	IA	641	S	D	2.0	.14
71	08/08	1023A	WINTERSET	IA	515	S	D	0.5	.03
72	08/08	1049A	NEWTON	IA	641	S	D	1.7	.12
73	08/09	1024A	NEWTON	IA	641	S	D	3.4	.23
74	08/09	1148A	NEWTON	IA	641	S	D	0.7	.05
75	08/09	1201P	BELLEPLAIN	IA	319	S	D	0.5	.03
76	08/10	0909A	ALTOONA	IA	515	S	D	1.7	.12
77	08/10	0936A	ALTOONA	IA	515	S	D	1.9	.13
78	08/10	1058A	NEWTON	IA	641	S	D	2.0	.14
79	08/10	1232P	NEWTON	IA	641	S	D	1.5	.10
80	08/10	0105P	NEWTON	IA	641	S	D	0.5	.03
81	08/10	0133P	NEWTON	IA	641	S	D	0.6	.04
82	08/10	0137P	NEWTON	IA	641	S	D	7.1	.49
83	08/10	0316P	ALTOONA	IA	515	S	D	0.6	.04
84	08/10	0953P	GRUNDY CTR	IA	319	S	E	2.6	.18
85	08/11	1243A	GRUNDY CTR	IA	319	S	N	1.4	.10
86	08/11	1028A	TOLEDO	IA	641	S	N	0.5	.03
87	08/11	1029A	NEWTON	IA	641	S	N	0.5	.03
88	08/11	1225P	GRUNDY CTR	IA	319	S	N	0.5	.03
89	08/12	1029A	TOLEDO	IA	641	S	N	4.3	.30
90	08/12	1030A	NEWTON	IA	641	S	N	0.5	.03
91	08/12	1038A	NEWTON	IA	641	S	D	3.7	.26
92	08/13	1019A	KNOXVILLE	IA	641	S	D	0.7	.05
93	08/13	1114A	PELLA	IA	641	S	D	7.6	.52
94	08/13	0218P	NEWTON	IA	641	S	D	0.8	.06
95	08/13	0307P	INDIANOLA	IA	515	S	D	0.7	.05
96	08/14	0933A	DES MOINES	IA	515	S	D	9.6	.66
97	08/14	0936A	DES MOINES	IA	515	S	D	0.5	.03
98	08/14	0947A	ALTOONA	IA	515	S	D	6.6	.46
99	08/14	1011A	DES MOINES	IA	515	S	D	2.7	.19
100	08/14	1019A	DES MOINES	IA	515	S	D	1.8	.12
101	08/14	1023A	DES MOINES	IA	515	S	D	0.5	.03
102	08/14	0241P	GREENWOOD	NE	402	S	D	0.5	.03
103	08/14	0242P	GREENWOOD	NE	402	S	D	0.8	.06
104	08/14	0245P	WINTERSET	IA	515	S	D	2.6	.18
105	08/15	0209A	MUSCATINE	IA	563	S	N	0.5	.03
106	08/15	0927A	NEWTON	IA	641	S	D	0.5	.03
107	08/16	1057A	DES MOINES	IA	515	S	D	0.5	.03
108	08/16	1057A	DES MOINES	IA	515	S	D	0.5	.03
109	08/16	1230P	PANORA	IA	641	S	E	0.5	.03
110	08/16	0837P	GRUNDY CTR	IA	319	S	N	0.6	.04
111	08/16	1113P	SUMMIT	IL	708	S	N	0.5	.03
112	08/16	1119P	SUMMIT	IL	708	S	N	0.5	.03
113	08/16	1134P	SUMMIT	IL	708	S	N	28.4	1.96
114	08/17	0842A	ADEL	IA	515	S	D	0.8	.06
115	08/17	1005A	DES MOINES	IA	515	S	N	0.5	.03
116	08/18	1040A	TOLEDO	IA	641	S	N	3.9	.27
117	08/18	1041A	NEWTON	IA	641	S	N	17.4	1.20
118	08/18	0729P	GRUNDY CTR	IA	319	S	N	1.0	.07
119	08/19	0355A	GRUNDY CTR	IA	319	S	N	1.1	.08
120	08/19	0433A	GRINNELL	IA	641	S	N	0.5	.03
121	08/19	0436A	GRINNELL	IA	641	S	N	6.2	.43
122	08/19	0436A	GRINNELL	IA	641	S	N	0.5	.03
123	08/19	1047A	TOLEDO	IA	641	S	N	1.3	.09
124	08/19	1047A	NEWTON	IA	641	S	N	0.5	.03
125	08/19	1241P	NEWTON	IA	641	S	E	17.2	1.19
126	08/19	0809P	GRUNDY CTR	IA	319	S	N	1.2	.08
127	08/20	1216A	GRUNDY CTR	IA	319	S	N	0.5	.03
128	08/20	1218A	GRINNELL	IA	641	S	D	10.4	.72
129	08/20	0951A	NEWTON	IA	641	S	D	0.5	.03
130	08/20	1006A	NEWTON	IA	641	S	D	2.9	.20
131	08/20	1008A	NEWTON	IA	641	S	D	0.7	.05
132	08/20	0159P	NEWTON	IA	641	S	D	0.5	.03
133	08/20	0333P	NEWTON	IA	641	S	N	0.5	.03
134	08/21	0743A	WINTERSET	IA	515	S	N	0.5	.03

WINDSTREAM IOWA COMMUNICATIONS Direct Dialed Calls (cont'd)

LINE	DATE	TIME	CITY CALLED	AREA	NUMBER	CL	RP	MIN	AMOUNT
135	08/21	1009A	TOLEDO	IA	641	S	D	31.7	2.19
136	08/21	0539P	GRUNDY CTR	IA	319	S	E	0.5	.03
137	08/22	1106A	IOWA FALLS	IA	641	S	D	1.1	.08
138	08/24	1243P	NEWTON	IA	641	S	D	0.7	.05
139	08/25	0932A	AMES	IA	515	S	N	4.1	.28
140	08/25	1057A	TOLEDO	IA	641	S	N	0.5	.03
141	08/25	1057A	NEWTON	IA	641	S	N	1.9	.13
142	08/25	1101A	NEWTON	IA	641	S	N	0.5	.03
143	08/25	1103A	NEWTON	IA	641	S	N	0.5	.03
144	08/25	0613P	DES MOINES	IA	515	S	N	3.4	.23
145	08/25	0645P	DES MOINES	IA	515	S	N	0.6	.04
146	08/25	0904P	DES MOINES	IA	515	S	N	1.1	.08
147	08/25	0912P	DES MOINES	IA	515	S	N	0.7	.05
148	08/25	0921P	DES MOINES	IA	515	S	N	3.4	.23
149	08/26	1103A	NEWTON	IA	641	S	N	0.5	.03
150	08/26	1104A	TOLEDO	IA	641	S	N	0.6	.04
151	08/27	0919A	TOLEDO	IA	641	S	D	12.0	.83
152	08/27	0127P	AMES	IA	515	S	D	0.5	.03
153	08/28	1005A	CEDAR RPDS	IA	319	S	D	0.5	.03
154	08/28	1005A	CEDAR RPDS	IA	319	S	D	2.4	.17
155	08/28	1007A	CEDAR RPDS	IA	319	S	D	0.5	.03
156	08/28	1010A	WINTERSET	IA	515	S	D	1.2	.08
157	08/28	1011A	DES MOINES	IA	515	S	D	0.5	.03
158	08/28	1259P	NEWTON	IA	641	S	D	0.9	.06
159	08/28	0123P	NEWTON	IA	641	S	D	1.0	.07
160	08/28	0139P	NEWTON	IA	641	S	D	14.6	1.01
161	08/28	0147P	NEWTON	IA	641	S	D	0.7	.05
162	08/28	0225P	ALTOONA	IA	515	S	D	9.7	.67
163	08/29	1234P	NEWTON	IA	641	S	D	1.7	.12
164	08/29	1249P	DES MOINES	IA	515	S	D	7.6	.52
165	08/29	1252P	NEWTON	IA	641	S	D	1.1	.08
166	08/29	0240P	GRINNELL	IA	641	S	D	0.6	.04
167	08/29	0335P	DES MOINES	IA	515	S	D	0.5	.03
168	08/30	1220P	DES MOINES	IA	515	S	D	0.5	.03
169	08/30	0124P	DES MOINES	IA	515	S	D	6.3	.43
170	08/30	0308P	ELDORA	IA	641	S	D	1.8	.12
171	08/31	0837A	TOLEDO	IA	641	S	D	0.8	.06
172	08/31	0903A	AMES	IA	515	S	D	0.5	.03
173	08/31	0906A	TOLEDO	IA	641	S	E	1.7	.12
174	08/31	0550P	PANORA	IA	641	S	E	3.9	.27
175	08/31	0610P	WATERLOO	IA	319	S	N	1.1	.08
176	09/01	1051A	NEWTON	IA	641	S	N	0.5	.03
177	09/01	1127A	TOLEDO	IA	641	S	N	0.8	.06
178	09/01	1134A	NEWTON	IA	641	S	N	0.9	.06
179	09/01	1244P	MINNEAPOLIS	MN	952	S	N	3.6	.25
180	09/01	0136P	NEWTON	IA	641	S	N	0.5	.03
181	09/01	0142P	NEWTON	IA	641	S	N	0.5	.03
182	09/02	1040A	TOLEDO	IA	641	S	N	0.5	.03
183	09/02	1040A	NEWTON	IA	641	S	D	0.5	.03
184	09/03	1035A	TOLEDO	IA	641	S	D	0.6	.04
185	09/03	1036A	NEWTON	IA	641	S	D	6.9	.48
186	09/04	0844A	DES MOINES	IA	515	S	D	7.3	.50
187	09/04	0853A	ALTOONA	IA	515	S	D	0.9	.06
188	09/04	0905A	DES MOINES	IA	515	S	D	2.5	.17
189	09/04	0909A	ANKENY	IA	515	S	D	2.8	.19
190	09/04	0133P	TOLEDO	IA	641	S	D	2.5	.17
191	09/04	0138P	DES MOINES	IA	515	S	D	8.4	.58
192	09/04	0141P	DES MOINES	IA	515	S	D	7.3	.50
193	09/04	0156P	DES MOINES	IA	515	S	D	3.3	.23
194	09/04	0206P	TOLEDO	IA	641	S	E	1.2	.08
195	09/04	0530P	AMES	IA	515	S	E	6.7	.46
196	09/05	0514P	MINNEAPOLIS	MN	612	S	E	13.1	.90
197	09/05	0542P	GRUNDY CTR	IA	319	S	E	5.1	.35
198	09/05	0558P	MINNEAPOLIS	MN	612	S	E	0.6	.04
199	09/05	0735P	MINNEAPOLIS	MN	612	S	D	2.3	.16
200	09/06	0957A	NEWTON	IA	641	S	D	4.3	.30
201	09/06	1009A	NEWTON	IA	641	S	E	1.0	.07
202	09/06	0506P	ALTOONA	IA	515	S	E	7.9	.55
203	09/06	0510P	AMES	IA	515	S	E	8.1	.56
204	09/06	0519P	AMES	IA	515	S	E	0.5	.03
205	09/06	0600P	ALTOONA	IA	515	S	D	2.2	.15
206	09/07	0116P	DES MOINES	IA	515	S	D	1.0	.07
207	09/07	0159P	DES MOINES	IA	515	S	D	0.5	.03
208	09/07	0322P							

windstream.

Account number

Telephone number

Invoice date

September 17, 2012

WINDSTREAM IOWA COMMUNICATIONS Direct Dialed Calls (cont'd)

LINE	DATE	TIME	CITY CALLED	AREA	CL	RP	MIN	AMOUNT
210	09/08	1039A	TOLEDO	IA 641	S	N	0.5	.03
211	09/08	1040A	NEWTON	IA 641	S	N	3.5	.24
212	09/08	1045A	NEWTON	IA 641	S	N	0.5	.03
213	09/08	1202P	AMES	IA 515	S	N	0.5	.03
214	09/08	1230P	AMES	IA 515	S	N	0.5	.03
215	09/09	1108A	TOLEDO	IA 641	S	N	0.5	.03
216	09/09	1109A	NEWTON	IA 641	S	N	0.5	.03

SUBTOTAL EXCLUDING TAX FOR (641) 753-3513 413.4 28.33

WINDSTREAM IOWA COMMUNICATIONS Direct Dialed Calls FOR (641) 753-3548

LINE	DATE	TIME	CITY CALLED	AREA	NUMBER	CL	RP	MIN	AMOUNT
217	08/08	1114A	GRUNDY CTR	IA	3	S	D	10.6	.73
218	08/10	0223P	NEWTON	IA	6	S	D	0.6	.04
219	08/13	1146A	AMES	IA	5	S	D	5.2	.36
220	08/15	0204P	ALTOONA	IA	5	S	D	1.0	.07
221	08/16	0946A	GRINNELL	IA	6	S	D	1.5	.10
222	08/16	0159P	OSCEOLA	IA	6	S	D	0.7	.05
223	08/16	0202P	MIPLEASANT	IA	3	S	D	0.8	.06
224	08/16	0231P	GRUNDY CTR	IA	3	S	D	1.2	.08
225	08/16	0233P	GRUNDY CTR	IA	3	S	D	0.5	.03
226	08/23	1058A	DES MOINES	IA	51	S	D	0.5	.03
227	08/23	1104A	PANORA	IA	64	S	D	2.1	.14
228	08/23	1221P	NEWTON	IA	64	S	D	0.9	.06
229	08/27	1155A	OSKALOOSA	IA	64	S	D	0.5	.03
230	08/29	0835A	PHOENIX	AZ	6	S	D	0.5	.03
231	08/29	0835A	PHOENIX	AZ	6	S	D	0.5	.03
232	08/29	0922A	ANAHEIM	CA	7	S	D	1.4	.10
233	08/29	0251P	GRUNDY CTR	IA	3	S	D	1.5	.10
234	08/30	0911A	GRINNELL	IA	6	S	D	1.0	.07
235	08/30	0918A	MONTEZUMA	IA	6	S	D	0.5	.03
236	08/31	0932A	DES MOINES	IA	5	S	D	2.9	.20
237	08/31	0218P	GRINNELL	I	5	S	D	0.8	.06
238	08/31	0301P	TOLEDO	I	1	S	D	0.9	.06
239	09/04	1228P	BURLINGTON	I	1	S	D	3.2	.22
240	09/04	0216P	GRINNELL	IA	4	S	D	1.5	.10
241	09/04	0218P	GRINNELL	IA	4	S	D	0.8	.06
242	09/05	1124A	DES MOINES	IA	4	S	D	0.6	.04

SUBTOTAL EXCLUDING TAX FOR (641) 753-3548 42.2 2.88

SERVICE PROVIDER(S)

Your InterLATA long distance carrier(s) are*:

WINDSTREAM IOWA COMMUNICATIONS

Your IntraLATA long distance carrier(s) are*:

WINDSTREAM IOWA COMMUNICATIONS

Your Local carrier is*:

WINDSTREAM IOWA-COMM. INC. 1-800-843-9214

* If you have multiple telephone numbers, further information concerning long distance carrier assignments for those additional lines are on record with your local business office.

REGULATORY PRESENTATION OF CURRENT CHARGES

The following summary presents your current charges by service type as defined by your state regulatory agency. Totals for each service type include applicable surcharges, fees and taxes.

BASIC LOCAL SERVICE	206.18
HIGH-SPEED INTERNET	52.99
NON-BASIC SERVICE	14.08
TOLL SERVICE	57.02

TOTAL

330.27

IMPORTANT INFORMATION

Non-payment of the TOTAL for BASIC charges shown above could result in disconnection of those services and may be subject to collection actions.

Nonpayment of all other charges for services listed above may result in the disconnection of these services and may be subject to collection actions, but will not result in the disconnection of basic local service.

WINDSTREAM CUSTOMER INFORMATION

WINDSTREAM CUSTOMER MESSAGE

Important Information for Customers Paying by Check

Windstream may convert your payments by check to an electronic Automated Clearinghouse (ACH) debit transaction. The debit transaction will appear on your bank statement, although your check will not be presented to your financial institution or returned to you. This ACH debit transaction will not enroll you in any Windstream automatic debit process and will only occur each time a check is received. Any resubmissions due to insufficient funds may also occur electronically.

Please be aware that all checking transactions will remain secure, and payment by check constitutes acceptance of these terms.

We value your business and appreciate you selecting Windstream as your telecommunications provider.

Your Windstream Business Bundle or High-Speed Internet service has a fixed term from the date of service that includes an early termination fee. For terms and conditions regarding your service please visit windstreambusiness.com/terms.

U4006 7749550 008096 016191 00003/00003

indstream.



Windstream offers Data Centers built for confident, competitive solutions.

- Cloud Solutions Public // Private // Hybrid // Storage
- Managed Services
- Dedicated Server
- Disaster Recovery as a Service
- Colocation

To learn more about our
nationwide data centers:

CALL
866.577.5219

VISIT
windstreambusiness.com/center

Windstream provides online billing at www.windstream.com
P 548 13 5724726

Account number 11120000	Telephone number	Invoice date October 17, 2012
----------------------------	------------------	----------------------------------

Please call Windstream Communications toll free or visit our website.
 For Sales/Billing/Account Changes: 1-800-843-9214
 For Repair/Technical Support: 1-866-990-3282
 Website: www.windstream.com

DOMESTIC VIOLENCE ALTERNATIVES
 PO BOX 1507
 MARSHALLTOWN IA 50158-1507

Service At-A-Glance

Previous Bill	\$330.27
Payments/Adjustments Thru 10/15	\$.00
Amount Previously Due - Due immediately	\$330.27
Current Charges Due - 11/07/12	1/2 HAP = \$320.75
Total Amount Due	100.38 \$651.02
SART = 53.46 DA = 106.91	

Use of the Services constitutes your agreement to Windstream's Terms and Conditions maintained at www.windstream.com/terms, or you may request a copy by calling the number at the top of the bill. See "Windstream Customer Message" section on this bill for any recent changes to Windstream's Terms and Conditions. If you are a business customer with an existing contract, those contract terms will control.

$$320.75 \div 2 \div 3 \times 2 = 106.91$$

Pay My Bill

On-line: For easy payments 24 hours a day, visit www.windstream.com.
 In person: To find a retail store location near you, visit www.windstream.com/support.
 By Mail: Send your check and payment slip to the address below.
 By Phone: For automated payments or to speak to a representative, call 1-800-537-7755.

GENERAL INFORMATION

Payments that you have made but do not appear on this bill as a credit should be deducted from the "Total Amount Due" before you make the payment. The remittance slip should always accompany your payment. When paying in person, please bring your remittance slip. The "Amount Due" date on this bill refers to the current month's charges and does not extend any previous billing due dates or payment arrangements. An explanation of the various charges, rate schedules, and instructions on how to verify the accuracy of this bill can be obtained at a local Windstream retail location or by calling Windstream Customer Service toll-free at the number on the front page of this bill. All federal, state, and local taxes are computed in accordance with appropriate tax laws.

Billing or service questions or complaints should be referred to Windstream Customer Service. Discrepancies should be reported within 20 days of the date of the bill to allow necessary adjustments to be made before the next bill cycle. If a portion of your bill is incorrect or disputed, that amount only may be deducted from your payment. All other charges must be paid to avoid interruption of your service. Please call Windstream Customer Service toll-free to report the error.

If your amount due is less than \$2.01, you may not receive a billing statement.

A "Late Payment Charge" may apply to each customer bill when the previous month's bill has not been paid in full, leaving an unpaid balance carried forward. The charge is applied to the total amount carried forward and is included in the amount due on the current bill. Service and equipment are billed one month in advance. In certain service areas, Windstream will not prorate charges or provide credit for any partial periods if you change, add or terminate your service on a date prior to the last day of your billing cycle. This only applies to Windstream services and may not apply to services provided by other parties. The minimum service period is 30 days. "CR" next to a charge, denotes a credit. If "CR" appears next to the "Total Amount Due," do not pay.

eCheck authorization: 50158 By entering this 5-digit code when paying by phone, I hereby authorize Windstream and the financial institution designated by me to charge the account I have specified for payment of my Windstream services. I understand that a fee will be charged to my Windstream account for each request returned unpaid. If two requests are returned unpaid, I will be excluded from this option. In addition, I understand that Windstream and the financial institution reserve the right to terminate this payment option. This authorization can be revoked by notifying Windstream at the customer service number listed on my bill prior to 4:00 P.M. CST on my specified payment date.

EXPLANATION OF CALL CODES

Long Distance Class of Call

P = Person to Person

S = Station to Station

Long Distance Rate Periods

D = Day

E = Evening

N = Night

DM = Day Multirate

EM = Evening Multirate

NM = Night Multirate

IC = International Call Rate Period

TAXES, SURCHARGES AND FEES

9-1-1 Service: This fee recovers Windstream's costs associated with construction, maintenance and upgrades of 911 services and related facilities. This fee also recovers the costs of local government providing 911 services in states that have enacted a 911 surcharge, in which case the amount of the fee is set in accordance with state law.

Access Charge per FCC Order/CLEC Network Access: This charge, also known as the Federal Subscriber Line Charge (SLC), is an FCC-approved fee that enables local telephone companies to recover a portion of the costs of connecting customers' homes or businesses to the telephone network, so those customers may receive and/or initiate interstate calls.

Access Recovery Charge: This charge is an FCC-approved fee that enables local telephone companies to recover a portion of the costs incurred in the provision and maintenance of telephone service to connect customers' homes and businesses to the telephone network.

Federal Tax: A federal excise tax paid to the Federal Government, which is applied to all wireline customers.

State Tax: A state tax levied on all wireline customers. The tax usually applies only to local monthly service charges and usually takes the form of a sales tax. The application of this tax may vary by state.

County Tax: A county tax levied on all wireline customers. The tax usually applies only to local monthly service charges and usually takes the form of a sales tax. The application of this tax may vary by county.

City Tax: A city tax levied on all wireline customers. The tax usually applies only to local monthly service charges and can be a sales tax, a franchise fee tax, or both. The application of this tax may vary by city.

Intrastate Toll Tax/Equalization Surcharge: A usage-based tax levied by some individual states on long distance calls made in the state.

Gross Receipts Tax/Surcharge: This charge recovers for a tax that is imposed either on Windstream or on customers directly by various states for the provision of communications services. In the case of gross receipts surcharges, they are not government mandated charges.

Federal USF Fee: The Federal Universal Service Fund (USF) was established by the FCC to ensure that telecommunications services are affordable for customers with low incomes and customers living in rural areas where the cost of providing service is high. The fund also provides discounted telecommunications services to schools, libraries and rural healthcare providers. Through this fee, Windstream recovers the cost of its mandated contribution to the FUSF as permitted by the FCC.

State USF Fee: Some states have implemented a State Universal Service Fund (SUSF) similar to the federal USF. In those states, telecommunications companies must contribute a percentage of billed revenue to the SUSF. The states, in turn, allow telecommunications companies to recover their mandatory contribution to SUSF from their customers.

Telecom Relay Surcharge: The Americans with Disabilities Act requires all companies offering voice service to provide access to a Telecommunications Relay Service (TRS) and to contribute to a shared fund to support this service. This service enables an individual who is hearing or speech impaired to communicate with others through access to a Teletypewriter (TTY) and/or Telecommunications Device for the Deaf (TDD).

Interstate Service Fee: The Interstate Service Fee helps recover costs associated with providing interstate long distance including, for example, interstate and international connection charges. This fee is not a tax or charge required by the government.

Deregulated Administration Fee: The Deregulated Administration Fee recovers costs associated with the administration of providing many products and services, such as maintenance and entertainment offerings. This fee is not a tax or charge required by the government.

Franchise/Right-of-Way Fee: Governmental entities may charge Windstream to use the public rights-of-way to provide service to our customers. This fee collects Windstream's costs associated with those charges.

windstream.

Account number Telephone number Invoice date
October 17, 2012

SUMMARY OF CURRENT CHARGES BY SERVICE PROVIDER

WINDSTREAM	286.91	
WINDSTREAM IOWA COMMUNICATIONS	33.84	
CURRENT CHARGES DUE 11/07/12		320.75

WINDSTREAM DETAIL OF CURRENT CHARGES

Service from 10/13/12 to 11/12/12
Toll charge inquiries call 1-800-843-9214

SERVICES			
3 BUSINESS LINE TWO WAY	64.35		
3 TWO WAY TRUNK	64.35		
1 1.5M/384K BUSINESS INTERNET	34.99		
1 3 YR CONTRACT CREDIT	10.00 CR		
1 HIGH SPEED ACCESS	28.00		
1 BUSINESS FEAT PACK	6.00		
1 CALL FORWARD	3.95		
1 LINE BLOCK NO CHARGE	.00		
1 DIRECTORY ASSISTANCE	11.94		
TOTAL SERVICES		203.58	
SURCHARGES AND OTHER FEES			
LPP ANNUAL FORGIVEN CREDIT	9.99 CR		
LATE PAYMENT CHARGE	9.99		
NETWORK USAGE FEE	43.20		
ACCESS RECOVERY CHARGE MLC	6.00		
E911 EMERGENCY COMM SURCHARGE	6.00		
FEDERAL UNIVERSAL SERVICE FEE	8.56		
DEREGULATED ADMINISTRATION FEE	2.92		
TOTAL SURCHARGES AND OTHER FEES		66.68	
TAXES			
FEDERAL TAX	5.90		
STATE TAX	9.22		
COUNTY TAX	1.53		
TOTAL TAXES		16.65	
TOTAL WINDSTREAM CHARGES			286.91

DIRECTORY ASSISTANCE CHARGE DETAIL

Call Descr	Calls	Credits	Charges	Amount Charged
411	6		6	11.94
Total Directory Assistance Charge				11.94

WINDSTREAM IOWA COMMUNICATIONS DETAIL OF CURRENT CHARGES

Toll charge inquiries call 1-800-843-9214

SERVICES			
LONG DISTANCE CHARGES	31.49		
TOTAL SERVICES		31.49	
SURCHARGES AND OTHER FEES			
FEDERAL UNIVERSAL SERVICE FEE	.23		
TOTAL SURCHARGES AND OTHER FEES		.23	
TAXES			
STATE TAX	1.83		
CITY TAX	.29		
TOTAL TAXES		2.12	
TOTAL WINDSTREAM IOWA COMMUNICATIONS CHARGES			33.84

WINDSTREAM IOWA COMMUNICATIONS Direct Dialed Calls

LINE	DATE	TIME	CITY CALLED	AREA	NUMBER	CL	RP	MIN	AMOUNT
1	09/11	0109P	RICE LAKE	WI	715	S	D	0.9	.06
2	09/11	0243P	NEWTON	IA	641	S	D	0.7	.05
3	09/12	0143P	PELLA	IA	641	S	D	3.4	.23
4	09/12	0233P	NEWTON	IA	641	S	D	3.3	.23
5	09/12	0304P	NEWTON	IA	641	S	D	0.5	.03
6	09/13	1043A	MONTEZUMA	IA	641	S	D	2.0	.14
7	09/13	1026A	MONTEZUMA	IA	641	S	D	0.5	.03

WINDSTREAM IOWA COMMUNICATIONS Direct Dialed Calls (cont'd)

LINE	DATE	TIME	CITY CALLED	AREA	NUMBER	CL	RP	MIN	AMOUNT
8	09/13	1110A	MONTEZUMA	IA	641	S	D	0.5	.03
9	09/13	1110A	MONTEZUMA	IA	641	S	D	3.3	.23
10	09/14	0251P	MASON CITY	IA	641	S	D	15.4	1.06
11	09/17	0232P	NEVADA	IA	515	S	D	2.4	.17
12	09/17	0303P	CEDAR RPDS	IA	319	S	D	8.7	.60
13	09/18	0201P	DES MOINES	IA	515	S	D	1.3	.09
14	09/18	0211P	MASON CITY	IA	641	S	D	0.9	.06
15	09/19	1026A	TOLEDO	IA	641	S	D	14.8	1.02
16	09/19	1050A	DES MOINES	IA	515	S	D	1.1	.08
17	09/19	1119A	DES MOINES	IA	515	S	D	3.9	.27
18	09/19	1132A	NEVADA	IA	515	S	D	0.6	.04
19	09/19	0118P	MINNEAPOLIS	MN	612	S	D	1.5	.10
20	09/21	1010A	ALTOONA	IA	515	S	D	0.5	.03
21	09/21	1013A	ALTOONA	IA	515	S	D	0.6	.04
22	09/21	1050A	ST CLOUD	MN	320	S	D	0.8	.06
23	09/21	1152A	ST CLOUD	MN	320	S	D	1.3	.09
24	09/21	0205P	ALTOONA	IA	515	S	D	0.5	.03
25	09/24	0942A	KNOXVILLE	IA	64	S	D	1.4	.10
26	09/24	0157P	NEWTON	IA	64	S	D	1.0	.07
27	09/25	1140A	BOONE	IA	51	S	D	2.2	.15
28	09/25	0106P	NEWTON	IA	64	S	D	2.5	.17
29	09/25	0236P	DES MOINES	IA	515	S	D	1.0	.07
30	09/26	0206P	Mexico	MX	052	S	IC	1.0	.34
31	09/26	0211P	DES MOINES	IA	515	S	D	2.9	.20
32	09/26	0218P	Mexico	MX	052	S	IC	1.0	.34
33	09/26	0339P	WINTERSET	IA	515	S	D	0.5	.03
34	09/27	0103P	WINTERSET	IA	515	S	D	0.5	.03
35	09/27	0104P	WINTERSET	IA	515	S	D	1.4	.10
36	09/27	0357P	DES MOINES	IA	515	S	D	2.3	.16
37	09/28	1032A	WINTERSET	IA	515	S	D	1.1	.08
38	09/28	1033A	DES MOINES	IA	515	S	D	3.8	.26
39	09/28	1037A	ATLANTA NE	GA	678	S	D	0.5	.03
40	09/28	1050A	ALTOONA	IA	515	S	D	0.5	.03
41	09/28	1105A	PERRY	IA	515	S	D	1.3	.09
42	09/28	0121P	DES MOINES	IA	515	S	D	0.5	.03
43	09/28	0122P	DES MOINES	IA	515	S	D	0.5	.03
44	09/28	0124P	DES MOINES	IA	515	S	D	0.5	.03
45	09/28	0126P	DES MOINES	IA	515	S	D	0.5	.03
46	09/28	0130P	DES MOINES	IA	515	S	D	0.5	.03
47	09/28	0205P	DES MOINES	IA	515	S	D	0.5	.03
48	09/28	0206P	DES MOINES	IA	515	S	D	0.5	.03
49	09/28	0213P	TOLEDO	IA	641	S	D	1.6	.11
50	09/28	0400P	DES MOINES	IA	515	S	D	12.6	.87
51	10/01	1112A	NEWTON	IA	64	S	D	0.5	.03
52	10/02	0205P	ALTOONA	IA	515	S	D	0.6	.04
53	10/03	0947A	ALTOONA	IA	515	S	D	0.7	.05
54	10/03	1032A	DES MOINES	IA	515	S	D	0.7	.05
55	10/03	1038A	ALTOONA	IA	515	S	D	2.0	.14
56	10/04	1037A	WINTERSET	IA	515	S	D	0.5	.03
57	10/04	1054A	DES MOINES	IA	515	S	D	0.5	.03
58	10/04	0102P	DES MOINES	IA	515	S	D	3.9	.27
59	10/04	0300P	WATERLOO	IA	319	S	D	0.8	.06
60	10/05	1008A	DES MOINES	IA	515	S	D	0.8	.06
SUBTOTAL EXCLUDING TAX FOR (641) 752-3245								123.0	8.97

WINDSTREAM IOWA COMMUNICATIONS Direct Dialed Calls FOR (641) 752-5116

LINE	DATE	TIME	CITY CALLED	AREA	NUMBER	CL	RP	MIN	AMOUNT
61	09/10	1200P	AMES	IA	515	S	D	0.7	.05
62	09/12	0222P	MONTEZUMA	IA	641	S	D	0.5	.03
63	09/12	0223P	MONTEZUMA	IA	641	S	D	0.5	.03
64	09/12	0238P	MONTEZUMA	IA	641	S	D	0.5	.03
65	09/13	1041A	MONTEZUMA	IA	641	S	D	0.5	.03
66	09/13	1137A	DES MOINES	IA	515	S	D	1.2	.08
67	09/18	0904A	DES MOINES	IA	515	S	D	5.6	.39
68	09/18	0250P	DES MOINES	IA	515	S	D	1.4	.10
69	09/24	0329P	DES MOINES	IA	515	S	D	1.1	.08
70	10/04	1055A	DES MOINES	IA	515	S	D	2.4	.17
71	10/04	0126P	ARLINGTON	VA	703	S	D	0.6	.04
SUBTOTAL EXCLUDING TAX FOR (641) 752-5116								15.0	1.03

04052 7815135 008430 016859 00002/00003

windstream.

Account number

Telephone number

Invoice date

October 17, 2012

WINDSTREAM IOWA COMMUNICATIONS Direct Dialed Calls

FOR 7

LINE	DATE	TIME	CITY CALLED	AREA	NUMBER	CL	RP	MIN	AMOUNT
72	09/10	0806A	WINTERSET	IA	515	S	D	0.5	.03
73	09/10	0850A	DES MOINES	IA	515	S	D	6.3	.43
74	09/10	0901A	DES MOINES	IA	515	S	D	0.6	.04
75	09/10	0938A	DES MOINES	IA	515	S	D	6.2	.43
76	09/10	0957A	DES MOINES	IA	515	S	D	1.8	.12
77	09/10	1038A	TOLEDO	IA	641	S	D	0.5	.03
78	09/10	1039A	TOLEDO	IA	641	S	D	1.1	.08
79	09/10	0520P	BAYTOWN	TX	281	S	E	2.3	.16
80	09/10	0545P	GRUNDY CTR	IA	319	S	E	3.7	.26
81	09/10	0601P	BAYTOWN	TX	281	S	E	0.5	.03
82	09/10	0806P	GRUNDY CTR	IA	319	S	E	5.8	.40
83	09/11	1008P	DAVENPORT	IA	563	S	E	2.0	.14
84	09/11	1018P	HUSCATINE	IA	563	S	E	0.7	.05
85	09/12	0728A	DES MOINES	IA	515	S	N	1.1	.08
86	09/12	0839A	DES MOINES	IA	515	S	D	1.7	.12
87	09/12	0846A	DES MOINES	IA	515	S	D	0.5	.03
88	09/12	0846A	DES MOINES	IA	515	S	D	0.7	.05
89	09/12	0847A	DES MOINES	IA	515	S	D	2.7	.19
90	09/12	0854A	MTPLEASANT	IA	319	S	D	0.5	.03
91	09/12	0855A	MTPLEASANT	IA	319	S	D	1.1	.08
92	09/12	0117P	NEWTON	IA	641	S	D	5.5	.38
93	09/12	0212P	NEWTON	IA	641	S	D	9.3	.64
94	09/13	1116A	NEWTON	IA	641	S	D	2.3	.16
95	09/15	1111A	TOLEDO	IA	641	S	N	0.5	.03
96	09/15	1111A	NEWTON	IA	641	S	N	0.5	.03
97	09/15	0523P	WATERLOO	IA	319	S	N	2.0	.14
98	09/16	1051A	TOLEDO	IA	641	S	N	0.5	.03
99	09/16	1051A	NEWTON	IA	641	S	N	0.5	.03
100	09/16	0711P	DES MOINES	IA	51	S	E	3.2	.22
101	09/16	0715P	WDESMOINES	IA	51	S	E	0.5	.03
102	09/16	0715P	WDESMOINES	IA	51	S	E	0.5	.03
103	09/16	0721P	WDESMOINES	IA	51	S	E	7.2	.50
104	09/16	0735P	WDESMOINES	IA	51	S	E	0.5	.03
105	09/16	0736P	WDESMOINES	IA	51	S	E	0.5	.03
106	09/16	0739P	DES MOINES	IA	515	S	E	2.2	.15
107	09/17	1042A	WATERLOO	IA	319	S	D	0.9	.06
108	09/17	1144A	TOLEDO	IA	641	S	D	0.7	.05
109	09/17	1146A	TOLEDO	IA	641	S	D	0.5	.03
110	09/17	1147A	TOLEDO	IA	641	S	D	0.5	.03
111	09/17	1224P	DES MOINES	IA	515	S	D	0.5	.03
112	09/17	0343P	GRUNDY CTR	IA	319	S	D	0.5	.03
113	09/18	0955A	DES MOINES	IA	515	S	D	1.0	.07
114	09/18	1107A	TOLEDO	IA	641	S	D	1.1	.08
115	09/18	0104P	ALTOONA	IA	515	S	D	0.5	.03
116	09/18	0110P	ALTOONA	IA	515	S	D	1.7	.12
117	09/18	0547P	TOLEDO	IA	641	S	E	0.5	.03
118	09/18	0548P	TOLEDO	IA	641	S	E	0.5	.03
119	09/19	1201P	DES MOINES	IA	515	S	D	0.5	.03
120	09/19	1259P	DES MOINES	IA	515	S	D	0.7	.05
121	09/19	0514P	WINTERSET	IA	515	S	E	1.4	.10
122	09/20	0814A	WINTERSET	IA	515	S	D	1.0	.07
123	09/20	1048A	BELLEPLAIN	IA	31	S	D	3.4	.23
124	09/20	1123A	DES MOINES	IA	515	S	D	8.8	.61
125	09/20	1142A	DES MOINES	IA	515	S	D	0.5	.03
126	09/20	1143A	DES MOINES	IA	515	S	D	0.5	.03
127	09/20	0635P	WINTERSET	IA	515	S	E	4.2	.29
128	09/20	0708P	WINTERSET	IA	515	S	E	0.5	.03
129	09/20	0709P	WINTERSET	IA	515	S	E	4.3	.30
130	09/20	0802P	PERRY	IA	515	S	E	2.0	.14
131	09/20	0836P	AMES	IA	515	S	E	1.5	.10
132	09/20	0841P	AMES	IA	515	S	E	2.2	.15
133	09/21	0205P	DES MOINES	IA	515	S	D	0.7	.05
134	09/21	0351P	WINTERSET	IA	515	S	D	2.5	.17
135	09/21	0932P	WINTERSET	IA	515	S	E	4.8	.33
136	09/22	1058A	TOLEDO	IA	641	S	N	0.5	.03
137	09/22	1059A	NEWTON	IA	641	S	N	2.4	.17
138	09/22	1103A	NEWTON	IA	641	S	N	0.5	.03
139	09/22	1239P	WINTERSET	IA	515	S	N	0.5	.03
140	09/23	1122A	TOLEDO	IA	641	S	N	0.5	.03
141	09/23	1122A	NEWTON	IA	641	S	N	0.5	.03
142	09/23	1200P	TOLEDO	IA	641	S	N	0.5	.03
143	09/23	0157P	TOLEDO	IA	641	S	N	0.5	.03
144	09/23	0510P	TOLEDO	IA	641	S	E	3.9	.27
145	09/23	0528P	TOLEDO	IA	641	S	E	3.3	.23
146	09/23	0844P	TOLEDO	IA	641	S	E	4.8	.33
147	09/24	0921A	TOLEDO	IA	641	S	D	1.2	.08
148	09/24	0932A	DES MOINES	IA	515	S	D	0.9	.06
149	09/24	1233P	NEWTON	IA	641	S	D	5.5	.38
150	09/24	0212P	JUNCTIONCNY	KS	785	S	D	0.5	.03

WINDSTREAM IOWA COMMUNICATIONS Direct Dialed Calls (cont'd)

LINE	DATE	TIME	CITY CALLED	AREA	NUMBER	CL	RP	MIN	AMOUNT
151	09/24	0702P	DES MOINES	IA	515	S	E	1.9	.13
152	09/24	1018P	WINTERSET	IA	515	S	E	0.5	.03
153	09/25	0205P	DES MOINES	IA	515	S	D	1.3	.09
154	09/26	0826A	WINTERSET	IA	515	S	D	1.8	.12
155	09/26	0936A	WINTERSET	IA	515	S	D	0.5	.03
156	09/26	0101P	PERRY	IA	515	S	D	2.4	.17
157	09/26	1155P	BURLINGTON	IA	319	S	N	1.3	.09
158	09/28	0930A	PANORA	IA	641	S	D	0.5	.03
159	09/28	0133P	DES MOINES	IA	515	S	D	0.5	.03
160	09/28	0141P	DES MOINES	IA	515	S	D	0.8	.06
161	09/28	0142P	DES MOINES	IA	515	S	D	1.2	.08
162	09/28	0456P	WINTERSET	IA	515	S	D	3.0	.21
163	09/28	0946P	WINTERSET	IA	515	S	E	2.0	.14
164	09/29	0947P	PERRY	IA	515	S	N	3.8	.26
165	09/30	0529P	WINTERSET	IA	515	S	E	1.2	.08
166	09/30	0838P	WINTERSET	IA	515	S	E	3.1	.21
167	09/30	0843P	GRUNDY CTR	IA	319	S	E	3.6	.25
168	09/30	0847P	WINTERSET	IA	515	S	E	1.6	.11
169	09/30	1055P	WINTERSET	IA	515	S	E	4.7	.32
170	09/30	1101P	BURLINGTON	IA	319	S	N	0.5	.03
171	09/30	1101P	BURLINGTON	IA	319	S	N	0.5	.03
172	09/30	1102P	WINTERSET	IA	515	S	N	0.8	.06
173	09/30	1111P	BURLINGTON	IA	319	S	N	0.5	.03
174	09/30	1133P	BURLINGTON	IA	319	S	N	0.5	.03
175	09/30	1149P	BURLINGTON	IA	319	S	N	0.5	.03
176	10/01	0859A	DES MOINES	IA	515	S	D	0.9	.06
177	10/01	0901A	DES MOINES	IA	515	S	D	1.2	.08
178	10/01	0916A	DES MOINES	IA	515	S	D	0.5	.03
179	10/01	0927A	DES MOINES	IA	515	S	D	8.2	.57
180	10/01	0937A	ALTOONA	IA	515	S	D	1.3	.09
181	10/01	1016A	DES MOINES	IA	515	S	D	0.6	.04
182	10/01	1019A	DES MOINES	IA	515	S	D	0.5	.03
183	10/01	1034A	WATERLOO	IA	319	S	D	0.5	.03
184	10/01	1114A	DES MOINES	IA	515	S	D	0.5	.03
185	10/02	1003A	TOLEDO	IA	641	S	D	3.8	.26
186	10/02	1046A	DES MOINES	IA	515	S	D	0.5	.03
187	10/02	0848P	WINTERSET	IA	515	S	E	0.5	.03
188	10/02	0849P	WINTERSET	IA	515	S	E	1.0	.07
189	10/02	0900P	WINTERSET	IA	515	S	E	0.5	.03
190	10/02	0901P	WINTERSET	IA	515	S	E	0.5	.03
191	10/02	0906P	GRUNDY CTR	IA	319	S	E	0.5	.03
192	10/02	0917P	WINTERSET	IA	515	S	E	9.9	.68
193	10/03	1033A	NEWTON	IA	641	S	D	2.9	.20
194	10/04	1140A	TERREHAUTE	IN	812	S	D	0.7	.05
195	10/04	1226P	DES MOINES	IA	515	S	D	1.2	.08
196	10/04	1245P	DES MOINES	IA	515	S	D	2.6	.18
197	10/04	0348P	WINTERSET	IA	515	S	D	2.5	.17
198	10/04	0422P	WINTERSET	IA	515	S	D	1.1	.08
199	10/05	1019A	NEWTON	IA	641	S	D	4.2	.29
200	10/05	0123P	OSKALOOSA	IA	641	S	D	2.5	.17
201	10/05	0231P	DES MOINES	IA	515	S	D	0.7	.05
202	10/05	0431P	WINTERSET	IA	515	S	D	0.5	.03
203	10/05	0432P	WINTERSET	IA	515	S	D	0.5	.03
204	10/06	1039A	TOLEDO	IA	641	S	N	0.5	.03
205	10/06	1101A	NEWTON	IA	641	S	N	1.0	.07
206	10/06	0202P	NEWTON	IA	641	S	N	0.5	.03
207	10/06	0306P	NEWTON	IA	641	S	N	2.2	.15
208	10/06	0310P	NEWTON	IA	641	S	N	0.5	.03
209	10/07	1044A	TOLEDO	IA	641	S	N	2.8	.19
210	10/07	1047A	NEWTON	IA	641	S	N	0.5	.03
211	10/07	1049A	DES MOINES	IA	515	S	N	1.6	.11
212	10/08	1020A	WINTERSET	IA	515	S	D	0.5	.03
213	10/08	1021A	DES MOINES	IA	515	S	D	14.4	.99

SUBTOTAL EXCLUDING TAX FOR (641) 753-3513 264.7 18.03

WINDSTREAM IOWA COMMUNICATIONS Direct Dialed Calls

FOR (641) 753-3548

LINE	DATE	TIME	CITY CALLED	AREA	NUMBER	CL	RP	MIN	AMOUNT
214	09/12	0950A	DES MOINES	IA	515	S	D	2.0	.14
215	09/12	0955A	GR						

windstream.

Account number	Telephone number	Invoice date
		October 17, 2012

WINDSTREAM IOWA COMMUNICATIONS Direct Dialed Calls (cont'd)

LINE	DATE	TIME	CITY CALLED	AREA	CL	RP	MIN	AMOUNT
223	09/26	0323P	DES MOINES IA	51	S	D	1.9	.13
224	09/27	0411P	ELDORA IA	64	S	D	0.5	.03
225	09/28	0121P	DES MOINES IA	51	S	D	0.5	.03
226	09/28	0153P	DES MOINES IA	51	S	D	0.5	.03
227	09/28	0200P	GRUNDY CTR IA	311	S	D	0.6	.04
228	10/02	0958A	DES MOINES IA	511	S	D	22.1	1.52
229	10/04	0402P	GRINNELL IA	641	S	D	1.1	.08
SUBTOTAL EXCLUDING TAX FF							50.4	3.46

WINDSTREAM CUSTOMER MESSAGE (cont'd)

Please be aware that all checking transactions will remain secure, and payment by check constitutes acceptance of these terms.

We value your business and appreciate you selecting Windstream as your telecommunications provider.

Your Windstream Business Bundle or High-Speed Internet service has a fixed term from the date of service that includes an early termination fee. For terms and conditions regarding your service please visit windstreambusiness.com/terms.

SERVICE PROVIDER(S)

Your InterLATA long distance carrier(s) are*:

WINDSTREAM IOWA COMMUNICATIONS

Your IntraLATA long distance carrier(s) are*:

WINDSTREAM IOWA COMMUNICATIONS

Your Local carrier is*:

WINDSTREAM IOWA-COMM. INC. 1-800-843-9214

* If you have multiple telephone numbers, further information concerning long distance carrier assignments for those additional lines are on record with your local business office.

REGULATORY PRESENTATION OF CURRENT CHARGES

The following summary presents your current charges by service type as defined by your state regulatory agency. Totals for each service type include applicable surcharges, fees and taxes.

BASIC LOCAL SERVICE	207.06
HIGH-SPEED INTERNET	52.99
NON-BASIC SERVICE	14.08
TOLL SERVICE	46.62

TOTAL 320.75

IMPORTANT INFORMATION

Non-payment of the TOTAL for BASIC charges shown above could result in disconnection of those services and may be subject to collection actions.

Nonpayment of all other charges for services listed above may result in the disconnection of these services and may be subject to collection actions, but will not result in the disconnection of basic local service.

WINDSTREAM CUSTOMER INFORMATION

WINDSTREAM CUSTOMER MESSAGE

Important Information for Customers Paying by Check

Windstream may convert your payments by check to an electronic Automated Clearinghouse (ACH) debit transaction. The debit transaction will appear on your bank statement, although your check will not be presented to your financial institution or returned to you. This ACH debit transaction will not enroll you in any Windstream automatic debit process and will only occur each time a check is received. Any resubmissions due to insufficient funds

04052 7815135 008431 016881 00003/00003

windstream.

Account number

Telephone number

Invoice date

October 1, 2012

SUMMARY OF PAYMENTS AND ADJUSTMENTS

PAYMENTS -09/17/12 142.93 CR
 TOTAL PAYMENTS AND ADJUSTMENTS 142.93 CR

SUMMARY OF CURRENT CHARGES BY SERVICE PROVIDER

WINDSTREAM 123.77
 WINDSTREAM IOWA COMMUNICATIONS 7.54
 CURRENT CHARGES DUE 10/22/12 131.31

WINDSTREAM DETAIL OF CURRENT CHARGES

Service from 09/28/12 to 10/27/12
 Toll charge inquiries call 1-800-843-9214

SERVICES

2 DCS BASIC SVC 3-6 ACCESS LINES 6.00
 1 NUMBER OF DIRECTORIES .00
 2 CENTREX INTRAGROUP CALLING 31.00
 1 BUSINESS INTERNET 3M/768K 39.99
 1 PC CARE PACKAGE 12.99
 1 CALL FORWARD VARIABLE-BUS 4.95
 2 PER LINE BLOCK-SPECL REQUEST .00
 TOTAL SERVICES 94.93

SURCHARGES AND OTHER FEES

ACCESS CHARGE PER FCC ORDER 14.70
 ACCESS RECOVERY CHARGE MLC 2.00
 E911 EMERGENCY COMM SURCHARGE 2.00
 FEDERAL UNIVERSAL SERVICE FEE .59
 DEREGULATED ADMINISTRATION FEE 2.92
 TOTAL SURCHARGES AND OTHER FEES 22.21

TAXES

FEDERAL TAX 2.17
 STATE TAX 3.82
 COUNTY TAX .64
 TOTAL TAXES 6.63

TOTAL WINDSTREAM CHARGES 123.77

ITEMIZED DETAIL OF SERVICES

Taxes and prorated monthly charges are not included.

Quantity Service Description Monthly Charges

1 BUSINESS INTERNET 3M/768K 39.99
 1 DCS BASIC SVC 3-6 ACCESS LINES 3.00
 1 NUMBER OF DIRECTORIES .00
 1 CENTREX INTRAGROUP CALLING 15.50
 1 PER LINE BLOCK-SPECL REQUEST .00
 1 PC CARE PACKAGE 12.99
 1 ACCESS CHARGE PER FCC ORDER 7.35
 1 IOWA BUSINESS LD PLAN .00
 Total for 641-791-2593 78.83

641-791-3446

1 DCS BASIC SVC 3-6 ACCESS LINES 3.00
 1 CALL FORWARD VARIABLE-BUS 4.95
 1 CENTREX INTRAGROUP CALLING 15.50
 1 PER LINE BLOCK-SPECL REQUEST .00
 1 ACCESS CHARGE PER FCC ORDER 7.35
 1 IOWA BUSINESS LD PLAN .00
 Total for 641-791-3446 30.80

WINDSTREAM IOWA COMMUNICATIONS DETAIL OF CURRENT CHARGES

Toll charge inquiries call 1-800-843-9214

SERVICES

LONG DISTANCE CHARGES 2.42
 TOTAL SERVICES 2.42

SURCHARGES AND OTHER FEES

CARRIER CHARGE 1.99
 IN-STATE CONNECTION FEE 2.49
 FEDERAL UNIVERSAL SERVICE FEE .31

WINDSTREAM IOWA COMMUNICATIONS DETAIL OF CURRENT CHARGES (cont'd)

TOTAL SURCHARGES AND OTHER FEES 4.79

TAXES

STATE TAX .29
 CITY TAX .02
 COUNTY TAX .02
 TOTAL TAXES .33

TOTAL WINDSTREAM IOWA COMMUNICATIONS CHARGES 7.54

WINDSTREAM IOWA COMMUNICATIONS Direct Dialed Calls FOR (641) 791-2593

LINE	DATE	TIME	CITY CALLED	AREA	NUMBER	CL	RP	MIN	AMOUNT
1	08/23	0125P	MARSHALLTN IA	641		S	D	0.5	.04
2	08/23	0127P	MARSHALLTN IA	641		S	D	0.7	.06
3	09/13	1243P	PRAIRIE CY IA	515		S	D	0.5	.04
4	09/13	1245P	PRAIRIE CY IA	515		S	D	0.5	.04

SUBTOTAL EXCLUDING TAX FOR (641) 791-2593 2.2 .18

WINDSTREAM IOWA COMMUNICATIONS Direct Dialed Calls FOR (641) 791-3446

LINE	DATE	TIME	CITY CALLED	AREA	NUMBER	CL	RP	MIN	AMOUNT
5	08/23	1229P	MARSHALLTN IA	64		S	D	0.5	.04
6	08/23	0125P	MARSHALLTN IA	64		S	D	1.2	.09
7	08/23	0139P	IOWA CITY IA	31		S	D	1.0	.08
8	08/28	0129P	MARSHALLTN IA	64		S	D	9.7	.77
9	08/28	0309P	MARSHALLTN IA	64		S	D	0.5	.04
10	09/06	1000A	MARSHALLTN IA	64		S	D	0.5	.04
11	09/06	1005A	PRAIRIE CY IA	51		S	D	1.3	.10
12	09/12	0929A	MARSHALLTN IA	64		S	D	7.9	.62
13	09/13	1018A	MARSHALLTN IA	64		S	D	1.3	.10
14	09/13	1137A	MARSHALLTN IA	64		S	D	2.0	.16
15	09/13	1241P	PRAIRIE CY IA	51		S	D	1.0	.08
16	09/13	1248P	MARSHALLTN IA	64		S	D	1.5	.12

SUBTOTAL EXCLUDING TAX FOR (641) 791-3446 28.4 2.24

SERVICE PROVIDER(S)

Your InterLATA long distance carrier(s) are*:

WINDSTREAM IOWA COMMUNICATIONS

Your IntraLATA long distance carrier(s) are*:

WINDSTREAM IOWA COMMUNICATIONS

Your Local carrier is*:

WINDSTREAM IOWA COMMUNICATIONS 1-800-843-9214

* If you have multiple telephone numbers, further information concerning long distance carrier assignments for those additional lines are on record with your local business office.


REGULATORY PRESENTATION OF CURRENT CHARGES

The following summary presents your current charges by service type as defined by your state regulatory agency. Totals for each service type include applicable surcharges, fees and taxes.

BASIC LOCAL SERVICE 61.29
 HIGH-SPEED INTERNET 53.50
 NON-BASIC SERVICE 8.98
 TOLL SERVICE 7.54

TOTAL 131.31

00011119100 002123 004245 00002000002



10:24 AM
 11/01/12
 Accrual Basis

SA Pugh

Domestic Violence Alternatives/Sexual Assault Center
 Transaction Detail By Account
 October 2012

Type	Date	Num	Name	Memo	Class	Clr	Split	Amount	Balance
Salaries									
Check	10/15/2012	dd		25% SA	DA&SA:...		Checking	293.16	293.16
Check	10/15/2012	dd		50% SA	DA&SA:...		Checking	883.16	1,176.32
Check	10/31/2012	dd		25% SA	DA&SA:...		Checking	-293.16	1,469.48
Check	10/31/2012	dd		50% SA	DA&SA:...		Checking	883.16	2,352.64
Total Salaries								2,352.64	2,352.64
TOTAL								2,352.64	2,352.64

(Handwritten circle around the total amount and balance)

Employee Information	Earnings	Rate	Hours	Amount	Federal Taxes	State/Local Taxes	Deductions	Net Pay	Check Clear
----------------------	----------	------	-------	--------	---------------	-------------------	------------	---------	-------------

25% SA 75% OA 97% VA 3% HAP	#0001	Gross	13.5300	86.67	1,172.65	SS/Med 66.25 IA State 32.67	UNWVAY 1.00 PSTAF 88.80 BLUCRS 76.62	Net Pay 907.31	Check #1840932 <input type="checkbox"/>
	#1000	Gross	12.5000	86.67	1,083.38	SS/Med 61.21 IA State 39.91 Fed Wt 130.94 VA=59.37 HAP=1.84	PSTAF 16.51 BLUCRS 76.62	Net Pay 758.19	Direct Deposit

97% VA 3% HAP	#0003	Gross	9.0000	24.75	363.00	SS/Med 20.51 IA State 6.59 Fed Wt 222.75 VA=19.89 HAP=1.62		Net Pay 333.35	Direct Deposit
	#0008	Gross	8.5000	16.50	140.25	SS/Med 43.58 IA State 16.85 Fed Wt 420.75 VA=42.27 HAP=1.31		Net Pay 674.31	Direct Deposit

Direct Deposit Chg 97% VA 8% HAP	#0003	Gross	8.5000	49.50	771.38	SS/Med 43.58 IA State 16.85 Fed Wt 420.75 VA=42.27 HAP=1.31		Net Pay 674.31	Direct Deposit
	Department Totals	REGLAR	8.5000	41.25	350.63			4 Pays 2673.16	

01 - DA01	#0054	Gross	15.5400	86.67	1,346.85	SS/Med 76.09 IA State 50.63 Fed Wt 1,346.85 VA=11.41 FV=34.24 VW=30.44	UNWVAY 1.00	Net Pay 1165.69	Direct Deposit
	Totals	Gross	86.67	86.67	1,346.85	SS/Med 76.09 IA State 50.63 Fed Wt 1,346.85	UNWVAY 1.00	Net Pay 1165.69	Direct Deposit

04 - VOCA01	#0004	Gross	8.5000	48.75	750.13	SS/Med 42.38 IA State 15.69 Fed Wt 414.38 VA=41.11 HAP=1.27		Net Pay 657.67	Direct Deposit
	Totals	Gross	8.5000	39.50	335.75	SS/Med 42.38 IA State 15.69 Fed Wt 414.38		Net Pay 657.67	Direct Deposit

05 - HSOG	#0045	Gross	8.5000	16.50	1,445.50	SS/Med 81.67 IA State 60.15 Fed Wt 140.25 VA=1.00 HAP=24 VA=36.58 FV=36.57	BLUCRS 76.62	Net Pay 1065.55	Direct Deposit
	Totals	Gross	15.0600	86.67	1,305.25	SS/Med 81.67 IA State 60.15 Fed Wt 140.25	BLUCRS 76.62	Net Pay 1065.55	Direct Deposit

13 - VAWA1	#0001	Gross	20.3800	86.67	1,766.33	SS/Med 99.80 IA State 77.36 Fed Wt 1,766.33 DA=49.90 SA=49.90	UNWVAY 2.00 BLUCRS 76.62	Net Pay 1256.78	Direct Deposit
	Totals	Gross	86.67	86.67	1,766.33	SS/Med 99.80 IA State 77.36 Fed Wt 1,766.33	UNWVAY 2.00 BLUCRS 76.62	Net Pay 1256.78	Direct Deposit

Client: ADA
 DOMESTIC VIOLENCE ALTERNATIVES
 Branch: 56

Period Covered: 10/01/2012 - 10/15/2012
 Check Date: 10/15/2012

Run: 20
 Week: 41
 Ctr: 4

Payroll Register

Employee Information	Earnings	Rate	Hours	Amount	Federal Taxes	State/Local Taxes	Deductions	Net Pay	One Clear
----------------------	----------	------	-------	--------	---------------	-------------------	------------	---------	-----------

16 - Department

0910% VA	5710	8.5000	8.25	1,174.31	SS/Med 66.34	IA State 37.78	BLUCRS 76.62	Net Pay 993.51	Direct Deposit <input checked="" type="checkbox"/>
100% SART	←	12.7400	86.67	1,104.18	VA = 38% SART = 62.38	MAP = 1.2			
16 - Department Totals			8.25	1,174.31	SS/Med 70.13	IA State 37.78	BLUCRS 76.62	1 Pay 993.57	

CLIENT TOTALS	Gross	REGULAR	STIPEND	SAL HR	SS/Med	IA State	UN/WAY	PSTAFL	BLUCRS	1 Chk	8 Deps	9 Pays	907.31	6,905.11	7,812.42
	9,873.53	123.00	122.00	520.02	1,057.88	673.24	4.00	105.31	389.10						

Payroll Statistics
 Employees Paid: 9
 Active Employees Not Paid: 0
 Terminated Employees Paid: 0

VA	HAP	SART	SA	DA	FV	VW	Exp/tda	M0/SS
3.84	.12	62.38	16.56	49.69	34.24	30.44	VA = 38% = 75.05	197.50
59.37	1.84	21.73	49.90	11.41	36.87	9.86	HAP = 1% = 1.98	
19.89	.69	84.11	66.46	49.90	71.11	40.30	SART = 11% = 21.73	
42.21	1.31		23.70	11.00	25.68		SA = 18% = 23.70	
41.11	1.27		96.16	39.50	96.79		DA = 20% = 39.50	
7.08	.24		150.50				FV = 13% = 25.68	
36.88	5.40						VW = 5% = 9.86	
211.04	1.98							
75.05	1.38							
286.09								



Client: ADA
 DOMESTIC VIOLENCE ALTERNATIVES
 Branch: 56

Payroll Register


Period Covered: 10/01/2012 - 10/15/2012
 Check Date: 10/15/2012
 Run: 20
 Week: 41
 Ctr: 4

Payroll Totals	Earnings	Amount	Federal Taxes	State/Local Taxes	Deductions	Net Pay	
Gross	9,873.53		SS/Med	557.93	UN/WAY	1	
REGLAR	1,057.88		Fed Wt	673.24	BLUCRS	8	
STIPND	1,037.01					9	
SAL HR	7,778.64						
Total Gross	9,873.53		Total Withholdings	1,568.70	Total Deductions	492.41	9
							Total Net
							7,812.42

Tax Type	Deposit Responsibility	Total Taxes	Employer This Pay	Employee This Pay	Taxable Wages	# of Employees	Tax Rate	ID Number
Social Security/Medicare	ADP	1,313.16	755.93	557.83	9,873.53	9		421238175
Federal Withholding	ADP	673.24		673.24	9,873.53	9		421238175
Federal Deposit		1,986.40	755.33	1,231.07				
Federal Unemployment	No tax	9.13	9.13		1,521.51	9	.6000 %	421238175
IA State Income Tax	ADP	337.63		337.63	9,873.53	9		42-1238175001
IA Unemployment	ADP	152.92		152.92	6,371.55	9	2.4000 %	00185247
ADP Responsibility		2,476.95	908.25	1,568.70				
Total Taxes		2,476.95	908.25	1,568.70				

Cash Flow Summary	Amount	Account Number	Bank Number	Bank Name
Checks	907.31			
Net Direct Deposits	6,905.11			
Taxes - ADP Resp.	2,476.95			
ADP Invoice	104.32			
Cash Requirements	10,393.69			

Messages We are responsible for depositing your payroll taxes listed above.



Client: ADA
 DOMESTIC VIOLENCE ALTERNATIVES
 Branch: 56

Payroll Register

Period Covered: 10/16/2012 - 10/30/2012
 Check Date: 10/30/2012
 Run: 21
 Week: 44

Employee Information		Earnings	Rate	Hours	Amount	Federal Taxes	State/Local Taxes	Deductions	Net Pay	Check Cleared?
01 - DA01	Totals	Gross	13.5300	86.67	1,172.65	SS/Med .66.25 IA State	32.67	UNWAW PSTAFBL	1.00 Net Pay 907.31	<input checked="" type="checkbox"/>
		SAL HR			1,172.65	VA = 116.56 DA = 49.10		BLUCRS 76.62	Check #1846519 <input type="checkbox"/>	
04 - VOCA01	Totals	Gross	8.5000	41.25	635.38	SS/Med Fed Wt	10.08	UNWAW	1.00 Net Pay 566.49	
		REGLAR STIPND			284.75	VA = 34.82 HAP = 1.00			Direct Deposit	
01 - DA01	Totals	Gross	15.5400	86.67	1,346.85	SS/Med Fed Wt	50.63	UNWAW	1.00 Net Pay 1165.68	
		SAL HR			1,346.85	DA = 114.82 EV = 34.25 VW = 30.43			Direct Deposit	
04 - VOCA01	Totals	Gross	8.5000	41.25	635.38	SS/Med Fed Wt	10.08	UNWAW	1.00 Net Pay 566.49	
		REGLAR STIPND			284.75	VA = 34.82 HAP = 1.00			Direct Deposit	
01 - DA01	Totals	Gross	9.0000	16.25	146.25	SS/Med Fed Wt	3.27	UNWAW	1.00 Net Pay 127.08	
		REGLAR STIPND			140.25	VA = 15.70 HAP = .49			Direct Deposit	
04 - VOCA01	Totals	Gross	8.5000	41.25	635.38	SS/Med Fed Wt	10.08	UNWAW	1.00 Net Pay 566.49	
		REGLAR STIPND			284.75	VA = 34.82 HAP = 1.00			Direct Deposit	
01 - DA01	Totals	Gross	12.5000	86.67	1,083.38	SS/Med Fed Wt	3.27	UNWAW	1.00 Net Pay 963.53	
		SAL HR			1,083.38	VA = 74.63 HAP = 2.31			Direct Deposit	
04 - VOCA01	Totals	Gross	8.5000	41.25	635.38	SS/Med Fed Wt	10.08	UNWAW	1.00 Net Pay 566.49	
		REGLAR STIPND			284.75	VA = 34.82 HAP = 1.00			Direct Deposit	
01 - DA01	Totals	Gross	8.5000	41.25	635.38	SS/Med Fed Wt	10.08	UNWAW	1.00 Net Pay 566.49	
		REGLAR STIPND			284.75	VA = 34.82 HAP = 1.00			Direct Deposit	
04 - VOCA01	Totals	Gross	8.5000	41.25	635.38	SS/Med Fed Wt	10.08	UNWAW	1.00 Net Pay 566.49	
		REGLAR STIPND			284.75	VA = 34.82 HAP = 1.00			Direct Deposit	

Employee Information	Earnings	Rate	Hours	Amount	Federal Taxes	State/Local Taxes	Deductions	Net Pay	Check Cleared? <input checked="" type="checkbox"/>
----------------------	----------	------	-------	--------	---------------	-------------------	------------	---------	----------------------------------------------------

13 - VAWA1

#0001	Gross	HR	20.3800	86.67	1,766.33	SS/Med Fed WI	99.80 253.77	IA State DA = 49.90 SA = 49.90	77.36	UNWVAY BLUCRS	2.00 76.62	Net Pay Direct Deposit	1256.78
13 - VAWA1	Gross	SAL HR	86.67	1,766.33	SS/Med Fed WI	99.80 253.77	IA State	77.36	UNWVAY BLUCRS	2.00 76.62	1 Pay	1256.78	
Totals													

16 - Department

#0007	Gross	TE 2	9.0000	16.50	1,252.68	SS/Med	70.78	IA State	42.86	BLUCRS	76.62	Net Pay	1062.42
97% VA 3% HAR	SAL HR	12.7400	86.67	1,104.18	VA = 8.14 SART = 62.09	HAR = .25	IA State					Direct Deposit	
100% SART	Gross	RATE 2	16.50	148.50	1,252.68	SS/Med	70.78	IA State	42.86	BLUCRS	76.62	1 Pay	1062.42
Totals													

CLIENT TOTALS

Gross	REGLAR	STIPND	RATE 2	SAL HR	9,902.78	777.38	1,049.76	297.00	520.02	9,902.78	SS/Med	559.52	707.94	348.76	UNWVAY	4.00	1 Chk	907.31
															PSTAFEL	105.31	8 Deps	6,886.84
															BLUCRS	383.10	9 Pays	7,794.18

Payroll Statistics

Employees Paid: 9
Active Employees Not Paid: 0
Terminated Employees Paid: 0

DA	SA	VA	HAR	SART	FV	VW	EXTRA SS/MD
49.90	49.90	8.14	.25	62.09	34.25	30.43	DA = 20% = 39.61
49.69	16.50	74.63	9.31	21.79	36.87	9.89	SA = 12% = 23.77
11.42	66.44	15.70	49	93.88	71.12	40.32	VA = 38% = 75.26
111.01	23.77	19.22	.59		25.75		HAR = 1% = 1.98
29.61	90.23	23.29	.72		96.87		SART = 11% = 21.79
150.63		36.87	5.44				FV = 13% = 25.75
		212.67	1.98				VW = 5% = 9.89
		75.26	7.42				
		287.93					
		.30					
		288.23					



Client: ADA
DOMESTIC VIOLENCE ALTERNATIVES
Rivanch, GA

Payroll Registrar

Period Covered: 10/16/2012 - 10/30/2012
Check Date: 10/30/2012
Run: 21
Week: 44

Payroll Totals	Earnings	Amount	Federal Taxes	State/Local Taxes	Deductions	Net Pay
Gross	9,902.78	SS/Med	559.52	IA State	UNWMA	1 Chk
REGLAR	777.38	Fed Wt	707.94	348.76	BLUCRS	8 Deps
STIPND	1,049.76					9 Pays
RATE 2	297.00					
SAL HR	7,778.64					
Total Gross	9,902.78	Total Withholdings	1,616.22	Total Deductions	492.41	Total Net
						7,794.15

Taxes	Tax Type	Deposit Responsibility	Total Taxes	Employer This Pay	Employee This Pay	Taxable Wages	# of Employees	Tax Rate	ID Number
Social Security/Medicare	ADP	ADP	1,317.09	757.57	559.52	9,902.78	9		
Federal Withholding	ADP	ADP	707.94	707.94	707.94	9,902.78	9		
Federal Deposit			2,025.03	757.57	1,267.46				
Federal Unemployment	No tax		5.91	5.91		986.01	9	.6000 %	
IA State Income Tax	ADP		348.76		348.76	9,902.78	9		
IA Unemployment	ADP		121.43	121.43		5,059.47	9	2.4000 %	
ADP Responsibility			2,495.22	879.00	1,616.22				
Total Taxes			2,495.22	879.00	1,616.22				

Cash Flow Summary	Amount	Account Number	Bank Number	Bank Name
Checks	907.31			
Net Direct Deposits	6,886.84			
Taxes - ADP Resp.	2,495.22			
ADP Invoice	93.82	DA		
Cash Requirements	10,383.19		XXXXXXXXXXXX	

Messages We are responsible for depositing your payroll taxes listed above.



Client: ADA
 DOMESTIC VIOLENCE ALTERNATIVES
 Durham, NC

Payroll Summary

Period Covered: 10/16/2012 - 10/30/2012
 Check Date: 10/30/2012
 Run: 21
 Week: 44

10:25 AM
 11/01/12
 Accrual Basis

SA Benefits

Domestic Violence Alternatives/Sexual Assault Center
 Transaction Detail By Account
 October 2012

Type	Date	Num	Name	Memo	Class	Clr	Split	Amount	Balance
Payroll Benefits/Taxes									
Health Insurance	10/12/2012	1012...	Wellmark Blue Cros...		DA&SA:...		Accounts Pay...	-100.56	100.56
Bill	10/12/2012	1012...	Wellmark Blue Cros...		DA&SA:...		Accounts Pay...	-201.12	301.68
Total Health Insurance								301.68	301.68
SS/Med Expense									
Check	10/31/2012	EFT	Tax and Liability Pa...	SA	DA&SA:...		Checking	-90.16	90.16
Check	10/31/2012	EFT	Tax and Liability Pa...	SA	DA&SA:...		Checking	-90.23	180.39
Total SS/Med Expense								180.39	180.39
Unemployment tax									
Check	10/31/2012	EFT	Tax and Liability Pa...	IA Unemploy...	DA&SA:...		Checking	-152.92	152.92
Check	10/31/2012	EFT	Tax and Liability Pa...	IA Unemploy...	DA&SA:...		Checking	-121.43	274.35
Total Unemployment tax								274.35	274.35
Total Payroll Benefits/Taxes								756.42	756.42
TOTAL								-756.42	756.42

Wellmark Blue Cross/Blue Shield of Iowa
Date Type Reference
10/12/2012 Bill 10122012

Original Amt.
2,681.68

Balance Due
2,681.68

10/25/2012
Discount
Check Amount

Payment
2,681.68
2,681.68

SA claim - \$301.68

2,681.68

DOMESTIC VIOLENCE ALTERNATIVES// SEXUAL ASSAULT CENTER, INC.

13682

Wellmark Blue Cross/Blue Shield of Iowa
Date Type Reference
10/12/2012 Bill 10122012

Original Amt.
2,681.68

Balance Due
2,681.68

10/25/2012
Discount
Check Amount

Payment
2,681.68
2,681.68

PAYMENT
RECORD

Checking

2,681.68



629576 (6/12)



018721



Rev 11/11



Wellmark Blue Cross Blue Shield of Iowa
Wellmark Health Plan of Iowa, Inc.

Independent Licensees of the Blue Cross and Blue Shield Association
PO Box 10353
Des Moines, IA 50306-0353



Group Statement

Membership Services
1-877-226-7105
www.wellmark.com

ATTN:
DOMESTIC VIOLENCE ALTERNATIVES
SEXUAL ASSAULT
PO BOX 1507
MARSHALLTOWN, IA 50158-1507

Group Number	Bill Clerk	Page
	2000	1
Billing Period	Bill Date	
11/01/12 - 12/01/12	10/12/12	

PLEASE PAY BY 11/01/12

We must receive your payment on or before the due date or benefits will not be paid for the members of your group.

Payment Activity	Account Summary
Payment Received 09/28 <u>(3,352.10)</u> Payment Activity = (\$ 3,352.10)	Prior Premium Billed 4,022.52 Less: Premium Paid <u>(3,352.10)</u> Net Balance 670.42 Eligibility Adjustments (1,340.84) Current Premiums <u>3,352.10</u> Total Premiums Due = \$ 2,681.68 Outstanding Late Fees 0.00 Late Fee Adjustment 0.00 Late Fees Paid <u>0.00</u> Total Amount Due = \$ 2,681.68
	Pay: \$ 2,690.41 if pmt net rcvd by 11/05

Wellmark now offers electronic bill pay. Visit <http://www.wellmark.com> to register.

Group Number Department Bill Clerk Billing Period Bill Date Page
 2000 11/01/12-12/01/12 10/12/12 3

Member Name	Member Number	Premiums Due				TOC ES	Comments	Premiums Due
		Health	Dental	Life and Disability	Other			
ELIGIBILITY ADJ								
Retro Adjustments		-1,244.48	-85.56	-10.80	0.00	101 A	MBR CXL 09/12	-1,340.84
Total Retro		-1,244.48	-85.56	-10.80	0.00		TOTAL:	\$-1,340.84
CURRENT PREMIUMS								
		622.24	42.78	5.40	0.00	101 A		670.42
		622.24	42.78	5.40	0.00	101 A		670.42
		622.24	42.78	5.40	0.00	101 A		670.42
		622.24	42.78	5.40	0.00	101 A		670.42
		622.24	42.78	5.40	0.00	101 A		670.42
Total Current		3,111.20	213.90	27.00	0.00		TOTAL:	\$ 3,352.10
Please pay amount shown in Total Amount Due on page 1 instead of Total shown on this page as these totals may be different.								
							TEL CONTRACTS	
						101		5
						111		0
						119		0
						127		0
						TEL		5

- SA claim - \$100.56 /
 - claim - \$20.12 /

ES (Employee Status)

- A Active
- R Retiree
- C Cohn

TOC (Type of Contract)

- 101 Single
- 111 2-person
- 119 Mbr + child(ren)

10:25 AM

11/01/12

Accrual Basis

Domestic Violence Alternatives/Sexual Assault Center
Transaction Detail By Account
 October 2012

Type	Date	Num	Name	Memo	Class	Clr	Split	Amount	Balance
<u>Travel & Training Mileage</u>									
Bill	10/11/2012	1015...		client services	DA&SA...		Accounts Pay...	62.40	62.40
Bill	10/11/2012	1015...		js	DA&SA...		Accounts Pay...	72.00	134.40
Bill	10/25/2012	1025...		training	DA&SA...		Accounts Pay...	1.30	135.70
Total Mileage								135.70	135.70
Total Travel & Training								135.70	135.70
TOTAL								135.70	135.70

REQUEST FOR REIMBURSEMENT

Requested By: _____

Date Submitted: 10/5/12

Travel Expenses			Meals Expense (attach receipts)	
Date	Travel TO and FROM	Purpose of Travel	Mileage	Topic
10/3	MITON - MAWATNA Roundtrip	SA - TO CPS MAWATNA 10	156 245	CSA
Total			156 245	

Miscellaneous Expenses (attach receipts)	
Total	

Total miles x	98.00
Meals Expense \$	62.40
Misc. Expense \$	
TOTAL EXPENSES \$	160.40

I hereby certify that the above expenses were incurred, the total amounts are current and should be reimbursed to me by DVASAC

The above expenses were authorized and approved by
DVASAC

Signature of Requestor

Signature of Director

REQUEST FOR REIMBURSEMENT

Requested By: _____

Date Submitted: 10/11/02

Travel Expenses				Meals Expense (attach receipts)	
Date	Travel TO and FROM	Purpose of Travel	Mileage	Topics	
10/11	TO Newton From Newton	P.D. Training DN	32.5	DN	
10/13	TO Newton From Newton	P.D. Training DN	10.5	DN	
10/14	TO Newton From Newton	Octoberfest Newton U.I.D.	10.5	DMSA	
10/18	TO Newton From Newton	P.D. Training DN	10.5	DN	
10/18	TO Newton From Newton	CEP DN	10.2	USA	40.80
10/13	TO Newton From Newton	CEP DN	7.8	USA	31.20
10/13	TO Newton From Newton	CEP DN	40.15		
Miscellaneous Expenses (attach receipts)					
Total					

Total miles x .40\$ 102.40 = 102.40

Meals Expense \$ _____

Misc. Expense \$ _____

TOTAL EXPENSES \$ 103.00

DR=21.00
SA=72.01

I hereby certify that the above expenses were incurred, the total amounts are current and should be reimbursed to me by DVASAC

Signature of Requestor _____

The above expenses were authorized and approved by
 DVASAC _____
 Signature of Director _____

REQUEST FOR REIMBURSEMENT

Revised 7/1/00

Requested By: _____

Date Submitted: 10/15/12

Travel Expenses		Miscellaneous Expenses (attach receipts)	
Date	Travel TO and FROM	Purpose of Travel	Mileage
10/14	Marshalltown to Newton	Order to Sheriff's Training	65
10/23	Marshalltown to Newton	Order to Sheriff's Training	65
			Total
			130
		Meals Expense (attach receipts)	
		Total	

I hereby certify that the above expenses were incurred, the total amounts are current and should be reimbursed to me by DVASAC

Signature of Requestor

Total miles $130 \times \frac{47}{100} = 61.10$
 Meals Expense \$ $130 \times .01 = 1.30$ - SA
 Misc. Expense \$ _____
TOTAL EXPENSES \$ 62.40

The above expenses were authorized and approved by DVAM SAC