WORKFORCE TRAINING AND ECONOMIC DEVELOPMENT FUND

2020

Annual Progress Report

Community Colleges & Workforce Preparation

Prosperity Through Education

www.educateiowa.gov/ccpublications

Iowa Department of Education

Grimes State Office Building

Phone: 515-281-8260
Fax: 515-242-5988
www.educateiowa.gov

Ann Lebo
Director, Iowa Department of Education
515-281-3436
ann.lebo@iowa.gov

Jeremy Varner
Administrator, Division of Community Colleges and Workforce Preparation
515-281-8260
jeremy.varner@iowa.gov

Paula Nissen
Acting Bureau Chief
Bureau of Community Colleges
515-418-8273
paula.nissen2@iowa.gov

Published 2020

State of Iowa
Department of Education
Grimes State Office Building
400 E. 14th Street
Des Moines, IA 50319-0146

State Board of Education

Brooke Axiotis, President, Des Moines
Bettie Bolar, Vice President, Marshalltown
Brian J. Kane, Dubuque
Michael L. Knedler, Council Bluffs
Mike May, Spirit Lake
John Robbins, Iowa Falls
Georgia Van Gundy, Waukee
Kimberly Wayne, Des Moines
Hannah Groos, Student Member, Norwalk

Administration

Ann Lebo, Director and Executive Officer of the State Board of Education

Division of Community Colleges and Workforce Preparation

Jeremy Varner, Division Administrator

Bureau of Community Colleges

Paula Nissen, Acting Bureau Chief

It is the policy of the Iowa Department of Education not to discriminate on the basis of race, creed, color, sexual orientation, gender identity, national origin, sex, disability, religion, age, political party affiliation, or actual or potential parental, family or marital status in its programs, activities, or employment practices as required by the Iowa Code sections 216.9 and 256.10(2), Titles VI and VII of the Civil Rights Act of 1964 (42 U.S.C. § 2000d and 2000e), the Equal Pay Act of 1973 (29 U.S.C. § 206, et seq.), Title IX (Educational Amendments, 20 U.S.C.§§ 1681 – 1688), Section 504 (Rehabilitation Act of 1973, 29 U.S.C. § 794), and the Americans with Disabilities Act (42 U.S.C. § 12101, et seq.). If you have questions or complaints related to compliance with this policy by the Iowa Department of Education, please contact the legal counsel for the Iowa Department of Education, Grimes State Office Building, 400 E. 14th Street, Des Moines, IA 50319-0146, telephone number: 515-281-5295, or the Director of the Office for Civil Rights, U.S. Department of Education, Citigroup Center, 500 W. Madison Street, Suite 1475, Chicago, IL 60661-4544, telephone number: 312-730-1560, FAX number: 312-730-1576, TDD number: 877-521-2172, email: OCR.Chicago@ed.gov.

Table of Contents

An Overview of the Workforce Training & Economic Development (WTED) Fund . . . 1

WTED ANNUAL PROGRESS REPORT. 2

Northeast Iowa Community College (NICC) - 01 4
North Area Iowa Community College (NIACC) - 02 5
Iowa Lakes Community College (ILCC) - 03 6
Northwest Iowa Community College (NCC) - 04 7
Iowa Central Community College (ICCC) - 05 8
IOWA Valley Community College District (IVCCD) - 06 9
Hawkeye Community College (HCC) - 07 10
Eastern Iowa Community College (EICC) - 09 11
Kirkwood Community College (KCC) - 10 12
Des Moines Area Community College (DMACC) - 11 13
Western Iowa Tech Community College (WITCC) - 12 14
Iowa Western Community College (IWCC) - 13 15
Southwestern Community College (SWCC) - 14 16
Indian Hills Community college (IHCC) - 15 17
Southeastern Community College (SCC) - 16 18

On Web:

https://www.educateiowa.gov/workforce-training-economic-development-fund
Appendix A: Detailed Expenditures, Participants, and Completers by Program and College
Appendix B: Detailed Carryover Obligations by College

AN OVERVIEW OF THE WORKFORCE TRAINING & ECONOMIC DEVELOPMENT (WTED) FUND

The Workforce Training and Economic Development (WTED) Fund was established in 2003 as part of the Grow Iowa Values Fund and is currently funded through the Iowa Skilled Worker and Job Creation Fund. This fund has become an important source of funding for community college new program innovation, development,and capacity building, particularly for career and technical education (CTE).

The WTED Fund is allocated annually using the community college state general aid distribution formula as provided for in Section 260C.18A of the Iowa Code.

These funds may be used to support the following community college activities:

- career academies;
- CTE programs
- entrepreneurship education and small business assistance
- general training, retraining and in-service
- educational initiatives for targeted industries

There are also other programs with separate funding sources which can be supplemented with WTED funds as follows:

- Accelerated Career Education (ACE) Infrastructure (260G)
- Gap Tuition Assitance Program (GAP) (260I)
- Iowa Jobs Training (260F)
- National Career Readiness Certification (NCRC)
- National Advanced Manufacturing Certification (NAM)
- Pathways for Academic Career and Employment (PACE) (260H)

The WTED Fund requires application of 70 percent of appropriated funds be used to support projects, programs and initiatives that fall within Iowa's targeted industry clusters

defined in statute as advanced manufacturing, information technology and insurance, alternative and renewable energy and life sciences, which include the areas of biotechnology, health care and nursing technology.

Each community college is required to provide the Iowa Department of Education (Department) the opportunity to review and comment on their proposed use of the funds and to provide an ongoing accountability process. Each year, an annual progress report and plan for the next year, outlining the proposed use of the funds appropriated, are to be submitted to the Department by September 30th.

Obligated/committed and planned carryover funds must be noted in the annual progress report and the annual plan with a documented reason for the carryover. Obligated/committed carryover indicates that the college has contracted for a product or service which has not yet been paid.

The colleges have the flexibility to modify their plans as needed during the year without Department approval. Unexpended funds may be carried over to the next fiscal year.

The charts and tables, starting on page 7, illustrate the annual expenditures, participants and completers of programs offered by each community college.

WTED ANNUAL PROGRESS REPORT

The Iowa Department of Education's Division of Community Colleges and Workforce Preparation will provide the Iowa State Board of Education with the WTED Fund Annual Progress Report. Administration and oversight responsibility for the fund was transferred from the Iowa Economic Development Authority to the Department, effective July 1, 2013 (FY 2014). This report is the sixth annual progress report produced and distributed by the Department.

The full report outlines the programs, projects and initiatives that the community colleges have implemented during the past fiscal year.

FY 2020 Allocation:	$15,000,000
FY 2019 Carryover:	$ 1,159,794
Total FY 2020 WTED Fund:	$16,159,794
Career Coach/Analyst Subscription:	($ 142,500)
Revised Total FY 2020 WTED Fund:	$16,017,294

All of Iowa's 15 community colleges submitted progress reports indicating they have fulfilled the required 70 percent threshold for training projects within Iowa's targeted industry clusters (89 percent expended in cluster areas). The clusters are defined in statute as advanced manufacturing, information technology and insurance, alternative and renewable energy and life sciences, which include the areas of biotechnology, health care and nursing technology.

Overall expenditures totaled $14,063,581 for FY 2020 across the following programs:

57.7% Career & Technical Education (CTE)
$8,121,589
23.7% General Training, Retraining & In-Service
$3,333,538
15.0% Career Academies
$2,104,355
2.6% Entrepreneurship/Small Business Assistance
$367,779
0.6% Gap Tuition Assistance Program (260I)
$88,439
0.3% Iowa Jobs Training (260F)
$38,014
0.1% Pathways for Career & Employment (PACE) (260H)
$9,866
0.0% National Certification Programs (NCRC & NAM)
$0
0.0% Accelerated Career Education (ACE)(260G)
$0

FY 2021 Obligated or Planned Funds: $1,953,713
Note: Totals may not equal due to rounding

FY 2020 Allocation:	$15,000,000
FY 2019 Carryover:	$ 1,159,794
Total FY 2020 WTED Fund:	$16,159,794
Career Coach/Analyst:	($ 142,500)
Total FY 2020 WTED Fund:	$16,017,294

FY 2020 Expenditures: $14,063,581
FY 2021 Obligated or Planned Carryover: $1,953,713

The description of obligated/committed and planned carryover funds are listed by college throughout Appendix B (separate document).

Total Expenses in Target Areas: 89%

The WTED Fund is the main source of funding for Career Academies, Career and Technical Education and General Training/ Retraining expenses. The remainder of the programs listed in this report have separate funding sources which can be supplemented by WTED funds. The expenditures listed for these programs, participants and completers* pertain to the supplemental funds used from the WTED fund only.

The majority of WTED funds were spent on salaries, contract training and equipment, though each community college distributed the use of their funds differently.

* Each training program has individual requirements and timelines for completion. Participant and completer numbers include both long- and short-term programs. It is the individual college's choice which of these programs will be supported by WTED funds, and this will reflect larger or smaller participant and completer data, depending on the program and time to completion. Additionally, participants and completers can be reflected in different fiscal years due to length of program (FY 2020 Participants and Completers by Program).

2020 Expenditures by Cluster

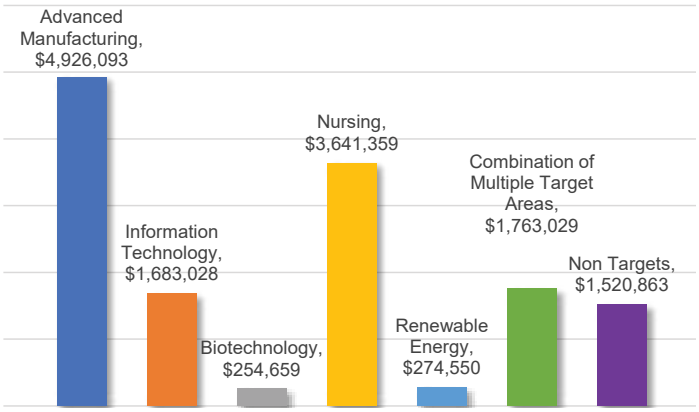

FY 2020 PARTICIPANTS, COMPLETERS & BUSINESSES BY PROGRAM *

Program	Participants	Completers	Businesses
Career Academies	14,492	13,606	1,234
Career & Technical Education (CTE)	32,194	23,649	1,468
Retraining/Operational	26,563	23,707	546
ACE (260G)	0	0	0
Entrepreneurial/ Small Business	575	786	1,622
Gap Tuition Assistance	44	43	0
Iowa Job Training (260F)	13	13	7
NCRC/NAM	0	0	0
PACE	21	21	0
Total	73,902	61,825	4,877

FY 2020 EXPENDITURES BY CATEGORY

Expenses Category	Annual Total
Salaries (Direct Program Staff/Faculty)	$10,048,225
Contract Training Expenses	$1,663,841
Curriculum Development	$56,453
Tuition Assistance	$546,885
Marketing	$266,997
Instructional Materials/Supplies	$414,129
Equipment	$714,115
Travel	$47,355
Other (Specified by College)	$305,583
Total	$14,063,583

** Totals may differ due to rounding*

NORTHEAST IOWA COMMUNITY COLLEGE (NICC) - 01

FY 2020 Allocation:	$651,075
FY 2019 Carryover:	$89,990
EMSI Subscriptions:	($6,185)
Total FY 2020 WTED Fund:	$734,880
FY 2020 Expenditures:	($503,435)
Carryover FY 2020:	$231,445

Total Expenses in Target Areas: 100%

Description of planned expenditures with carryover: General Retraining projects not completed in FY20.

See appendix for expenditure details.

2020 Expenditures by Targeted Cluster

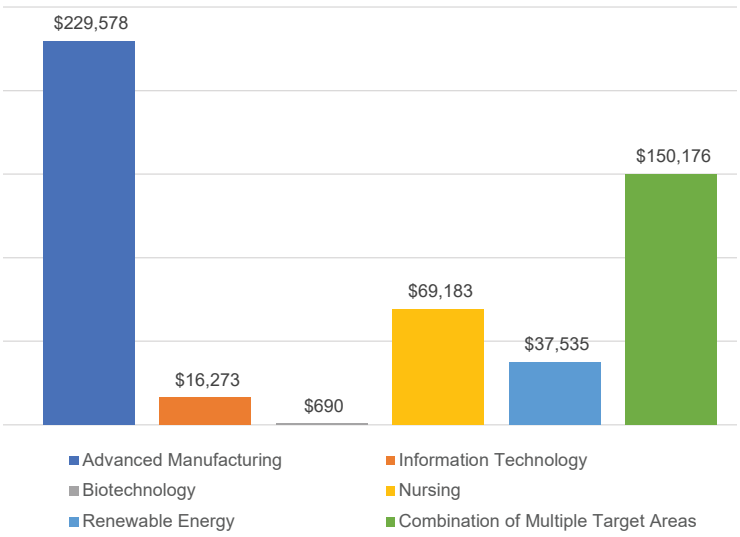

2020 Expenditures by Program

Program	Total Expenditures by Program	Percent of Total Allocation Spent on Each Program	Percent Spent on Targeted Industries per Program
Career Academies	$36,231	7.2%	100%
Career & Technical Education (CTE)	$200,000	39.7%	100%
Retraining/Operational	$170,092	33.8%	0.0%
ACE (260G)	-	0.0%	100%
Entrepreneurial/Small Business	$94,835	18.8%	0.0%
Gap Tuition Assistance	$2,276	0.0%	100%
Iowa Job Training (260F)	-	0.0%	0.0%
NCRC/NAM	-	0.0%	0.0%
PACE	-	0.0%	0.0%
Total	$503,434	100%	

2020 Participants & Completers by Program

Program	Number of Businesses	Participants (Students/Employees)	Completers (Student/Employees
Career Academies	7	234	223
Career & Technical Education (CTE)	0	515	425
Retraining/Operational	71	1,060	1,046
ACE (260G)	0	0	0
Entrepreneurial/Small Business	939	14	14
Gap Tuition Assistance	0	2	1
Iowa Job Training (260F)	0	0	0
NCRC/NAM	0	0	0
PACE	0	0	0
Total	1,017	1,825	1,709

Each training program has individual requirements for completion. Therefore, participants and completers may start and end in different fiscal years and should not be compared.

NORTH AREA IOWA COMMUNITY COLLEGE (NIACC) - 02

FY 2020 Allocation:	$555,871
FY 2019 Carryover:	$33,056
EMSI Subscriptions:	($5,281)
Total FY 2020 WTED Fund:	$583,646
FY 2020 Expenditures:	($463,415)
Carryover FY 2020:	$120,231

Total Expenses in Target Areas: 90%

Description of planned expenditures with carryover: Carryover due to cancellation (COVID). Will be used for promotion scholarship and incentives for apprenticeships. *See appendix for expenditure details.*

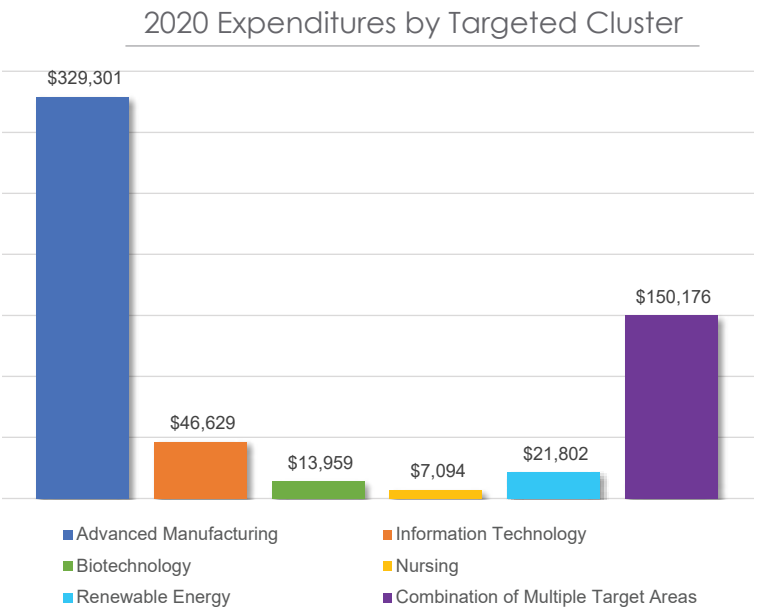

2020 Expenditures by Program

Program	Total Expenditures by Program	Percent of Total Allocation Spent on Each Program	Percent Spent on Targeted Industries per Program
Career Academies	$10,057	2.2%	70.2%
Career & Technical Education (CTE)	$266,783	57.6%	95.3%
Retraining/Operational	$186,573	40.3%	84.5%
ACE (260G)	-	0%	0.0%
Entrepreneurial/Small Business	-	0.0%	0.0%
Gap Tuition Assistance	-	0.0%	0.0%
Iowa Job Training (260F)	-	0.0%	0.0%
NCRC/NAM	-	0.0%	0.0%
PACE	-	0.0%	0.0%
Total	$463,413.00	100%	

2020 Participants & Completers by Program

Program	Number of Businesses	Participants (Students/Employees)	Completers (Student/Employees
Career Academies	11	350	350
Career & Technical Education (CTE)	64	731	710
Retraining/Operational	26	607	607
ACE (260G)	0	0	0
Entrepreneurial/Small Business	0	0	0
Gap Tuition Assistance	0	0	0
Iowa Job Training (260F)	0	0	0
NCRC/NAM	0	0	0
PACE	0	0	0
Total	101	1,688	1,667

Each training program has individual requirements for completion. Therefore, participants and completers may start and end in different fiscal years and should not be compared.

IOWA LAKES COMMUNITY COLLEGE (ILCC) - 03

FY 2020 Allocation:	$474,548
FY 2019 Carryover:	$0
EMSI Subscriptions:	($4,508)
Total FY 2020 WTED Fund:	$70,040
FY 2020 Expenditures:	($470,040)
Carryover FY 2020:	$0

Total Expenses in Target Areas: 96%

See appendix for expenditure details.

2020 Expenditures by Targeted Cluster

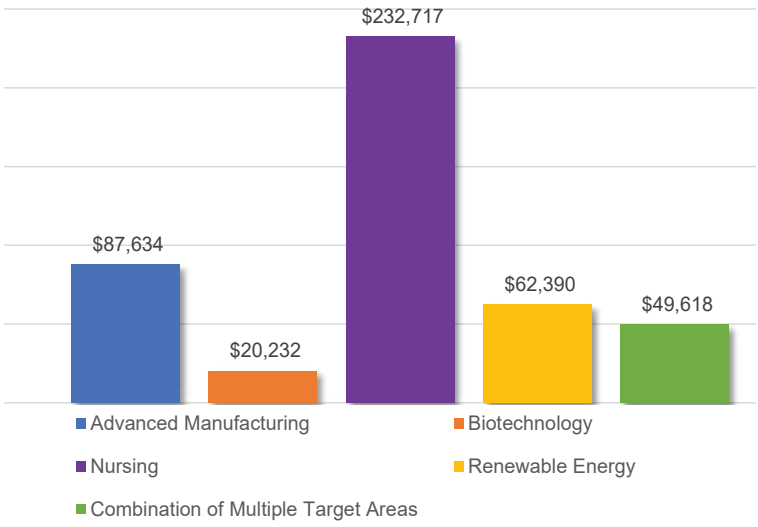

2020 Expenditures by Program

Program	Total Expenditures by Program	Percent of Total Allocation Spent on Each Program	Percent Spent on Targeted Industries per Program
Career Academies	$49,618	10.6%	100%
Career & Technical Education (CTE)	$298,069	63.4%	100%
Retraining/Operational	$122,353	26.0%	87.7%
ACE (260G)	-	0.0%	0.0%
Entrepreneurial/Small Business	-	0.0%	0.0%
Gap Tuition Assistance	-	0.0%	0.0%
Iowa Job Training (260F)	-	0.0%	0.0%
NCRC/NAM	-	0.0%	0.0%
PACE	-	0.0%	0.0%
Total	$470,040	100%	

2020 Participants & Completers by Program

Program	Number of Businesses	Participants (Students/Employees)	Completers (Student/Employees
Career Academies	0	5	5
Career & Technical Education (CTE)	0	218	82
Retraining/Operational	38	876	876
ACE (260G)	0	0	0
Entrepreneurial/Small Business	0	0	0
Gap Tuition Assistance	0	0	0
Iowa Job Training (260F)	0	0	0
NCRC/NAM	0	0	0
PACE	0	0	0
Total	38	1,099	963

Each training program has individual requirements for completion. Therefore, participants and completers may start and end in different fiscal years and should not be compared.

NORTHWEST IOWA COMMUNITY COLLEGE (NCC) - 04

FY 2020 Allocation:	$281,291
FY 2019 Carryover:	$0
EMSI Subscriptions:	($2,672)
Total FY 2020 WTED Fund:	$278,619
FY 2020 Expenditures:	($ 262,931)
Carryover FY 2020:	$15,688

Total Expenses in Target Areas: 100%

See appendix for expenditure details.

2020 Expenditures by Targeted Cluster

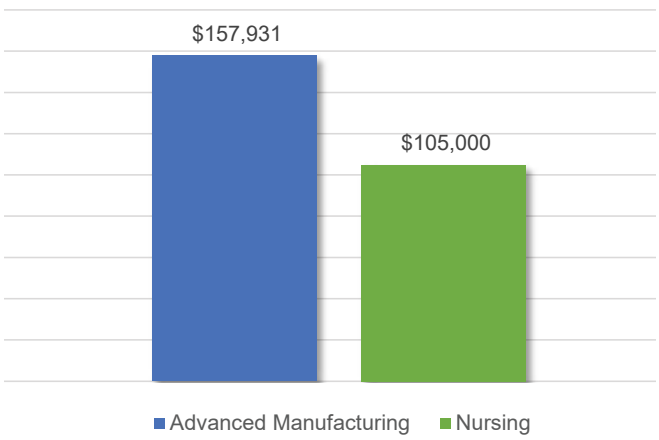

2020 Expenditures by Program

Program	Total Expenditures by Program	Percent of Total Allocation Spent on Each Program	Percent Spent on Targeted Industries per Program
Career Academies	-	0.0%	0.0%
Career & Technical Education (CTE)	$258,619	98.4%	100.0%
Retraining/Operational	$4,312	1.6%	100.0%
ACE (260G)	-	0.0%	0.0%
Entrepreneurial/Small Business	-	0.0%	0.0%
Gap Tuition Assistance	-	0.0%	0.0%
Iowa Job Training (260F)	-	0.0%	0.0%
NCRC/NAM	-	0.0%	0.0%
PACE	-	0.0%	0.0%
Total	$262,931	100%	

2020 Participants & Completers by Program

Program	Number of Businesses	Participants (Students/Employees)	Completers (Student/Employees
Career Academies	0	0	0
Career & Technical Education (CTE)	0	176	114
Retraining/Operational	1	1	0
ACE (260G)	0	0	0
Entrepreneurial/Small Business	0	0	0
Gap Tuition Assistance	0	0	0
Iowa Job Training (260F)	0	0	0
NCRC/NAM	0	0	0
PACE	0	0	0
Total	1	177	114

Each training program has individual requirements for completion. Therefore, participants and completers may start and end in different fiscal years and should not be compared.

IOWA CENTRAL COMMUNITY COLLEGE (ICCC) - 05

FY 2020 Allocation:	$979,887
FY 2019 Carryover:	$0
EMSI Subscriptions:	($9,309)
Total FY 2020 WTED Fund:	$970,578
FY 2020 Expenditures:	($970,578)
Carryover FY 2020:	$0

Total Expenses in Target Areas: 84%

See appendix for expenditure details.

2020 Expenditures by Targeted Cluster

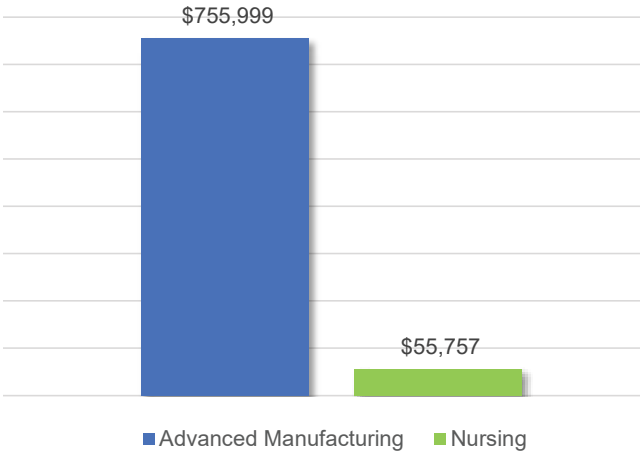

2020 Expenditures by Program

Program	Total Expenditures by Program	Percent of Total Allocation Spent on Each Program	Percent Spent on Targeted Industries per Program
Career Academies	$84,168	8.7%	100.0%
Career & Technical Education (CTE)	$740,984	76.3%	81.4%
Retraining/Operational	$130,426	13.4%	83.7%
ACE (260G)	-	0.0%	0.0%
Entrepreneurial/Small Business	$15,000	1.5%	100.0%
Gap Tuition Assistance	-	0.0%	0.0%
Iowa Job Training (260F)	-	0.0%	0.0%
NCRC/NAM	-	0.0%	0.0%
PACE	-	0.0%	0.0%
Total	$970,578	100%	

2020 Participants & Completers by Program

Program	Number of Businesses	Participants (Students/Employees)	Completers (Student/Employees
Career Academies	10	74	59
Career & Technical Education (CTE)	120	662	473
Retraining/Operational	12	1,079	1,079
ACE (260G)	0	0	0
Entrepreneurial/Small Business	450	0	0
Gap Tuition Assistance	0	0	0
Iowa Job Training (260F)	0	0	0
NCRC/NAM	0	0	0
PACE	0	0	0
Total	592	1,815	1,611

Each training program has individual requirements for completion. Therefore, participants and completers may start and end in different fiscal years and should not be compared.

IOWA VALLEY COMMUNITY COLLEGE DISTRICT (IVCCD) - 06

FY 2020 Allocation:	$513,644
FY 2019 Carryover:	$163,795
EMSI Subscriptions:	($4,880)
Total FY 2020 WTED Fund:	$672,559
FY 2020 Expenditures:	($494,364)
Carryover FY 2020:	$178,195

Total Expenses in Target Areas: 92%

Description of planned expenditures with carryover: Delay due to COVID on equipment purchases and short-term credential programs. *See appendix for expenditure details.*

2020 Expenditures by Targeted Cluster

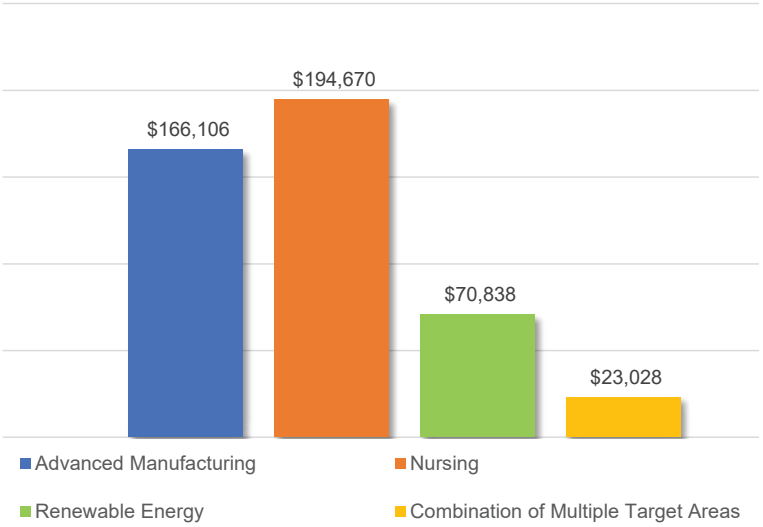

2020 Expenditures by Program

Program	Total Expenditures by Program	Percent of Total Allocation Spent on Each Program	Percent Spent on Targeted Industries per Program
Career Academies	-	0.0%	0%
Career & Technical Education (CTE)	$356,676	72.1%	89.5%
Retraining/Operational	$137,688	27.9%	98.3%
ACE (260G)	-	0.0%	0.0%
Entrepreneurial/Small Business	-	0.0%	0.0%
Gap Tuition Assistance	-	0.0%	0.0%
Iowa Job Training (260F)	-	0.0%	0.0%
NCRC/NAM	-	0.0%	0.0%
PACE	-	0.0%	0.0%
Total	$494,364	100%	

2020 Participants & Completers by Program

Program	Number of Businesses	Participants (Students/Employees)	Completers (Student/Employees
Career Academies	0	0	0
Career & Technical Education (CTE)	55	346	198
Retraining/Operational	40	170	150
ACE (260G)	0	0	0
Entrepreneurial/Small Business	0	0	0
Gap Tuition Assistance	0	0	0
Iowa Job Training (260F)	0	0	0
NCRC/NAM	0	0	0
PACE		0	0
Total	95	516	348

Each training program has individual requirements for completion. Therefore, participants and completers may start and end in different fiscal years and should not be compared.

HAWKEYE COMMUNITY COLLEGE (HCC) - 07

FY 2020 Allocation:	$895,078
FY 2019 Carryover:	$0
EMSI Subscriptions:	($8,503)
Total FY 2020 WTED Fund:	$886,757
FY 2020 Expenditures:	($851,186)
Carryover FY 2020:	$35,389

Total Expenses in Target Areas: 70%

Description of planned expenditures with carryover: Gap students enrolled, not paid until July.

2020 Expenditures by Targeted Cluster

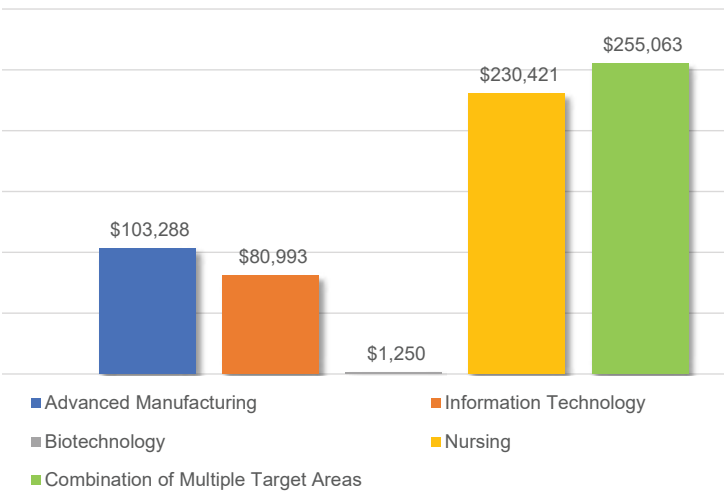

2020 Expenditures by Program

Program	Total Expenditures by Program	Percent of Total Allocation Spent on Each Program	Percent Spent on Targeted Industries per Program
Career Academies	$162,887	19.1%	100.0%
Career & Technical Education (CTE)	$280,479	33.0%	81.4%
Retraining/Operational	$321,657	13.4%	58.0%
ACE (260G)	-	0.0%	0.0%
Entrepreneurial/Small Business	-	0.0%	0.0%
Gap Tuition Assistance	$86,163	10.1%	100.0%
Iowa Job Training (260F)	-	0.0%	0.0%
NCRC/NAM	-	0.0%	0.0%
PACE	-	0.0%	0.0%
Total	$851,186	100%	

2020 Participants & Completers by Program

Program	Number of Businesses	Participants (Students/Employees)	Completers (Student/Employees
Career Academies	0	1,031	1,001
Career & Technical Education (CTE)	0	861	347
Retraining/Operational	81	905	905
ACE (260G)	0	0	0
Entrepreneurial/Small Business	0	0	0
Gap Tuition Assistance	0	42	42
Iowa Job Training (260F)	0	0	0
NCRC/NAM	0	0	0
PACE	0	0	0
Total	81	2,839	2,295

Each training program has individual requirements for completion. Therefore, participants and completers may start and end in different fiscal years and should not be compared.

EASTERN IOWA COMMUNITY COLLEGE (EICC) - 09

FY 2020 Allocation:	$1,174,248
FY 2019 Carryover:	$0
EMSI Subscriptions:	($11,155)
Total FY 2020 WTED Fund:	$1,163,093
FY 2020 Expenditures:	($1,163,093)
Carryover FY 2020:	$0

Total Expenses in Target Areas: 89%

See appendix for expenditure details.

2020 Expenditures by Targeted Cluster

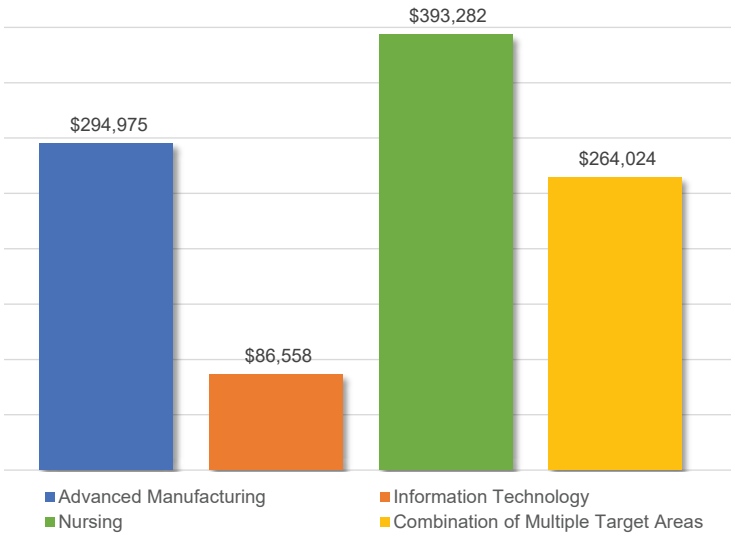

2020 Expenditures by Program

Program	Total Expenditures by Program	Percent of Total Allocation Spent on Each Program	Percent Spent on Targeted Industries per Program
Career Academies	$139,143	12.0%	45.0%
Career & Technical Education (CTE)	$716,131	61.6%	95.6%
Retraining/Operational	$307,819	26.5%	94.4%
ACE (260G)	-	0.0%	0.0%
Entrepreneurial/Small Business	-	0.0%	0.0%
Gap Tuition Assistance	-	0.0%	0.0%
Iowa Job Training (260F)	-	0.0%	0.0%
NCRC/NAM	-	0.0%	0.0%
PACE	-	0.0%	0.0%
Total	$1,163,093	100%	

2020 Participants & Completers by Program

Program	Number of Businesses	Participants (Students/Employees)	Completers (Student/Employees
Career Academies	8	73	8
Career & Technical Education (CTE)	0	1,1391	309
Retraining/Operational	21	2,533	0
ACE (260G)	0	0	0
Entrepreneurial/Small Business	0	0	0
Gap Tuition Assistance	0	0	0
Iowa Job Training (260F)	0	0	0
NCRC/NAM	0	0	0
PACE	0	0	0
Total	29	3,997	317

Each training program has individual requirements for completion. Therefore, participants and completers may start and end in different fiscal years and should not be compared.

KIRKWOOD COMMUNITY COLLEGE (KCC) - 10

FY 2020 Allocation:	$2,178,848
FY 2019 Carryover:	$334,607
EMSI Subscriptions:	($20,699)
Total FY 2020 WTED Fund:	$2,492,756
FY 2020 Expenditures:	($1,852,687)
Carryover FY 2020:	$640,0699

Total Expenses in Target Areas: 77%

Description of planned expenditures with carryover: Derecho and COVID pushed things into next year. Will be used for scholarships and certificate training.
See appendix for expenditure details.

2020 Expenditures by Targeted Cluster

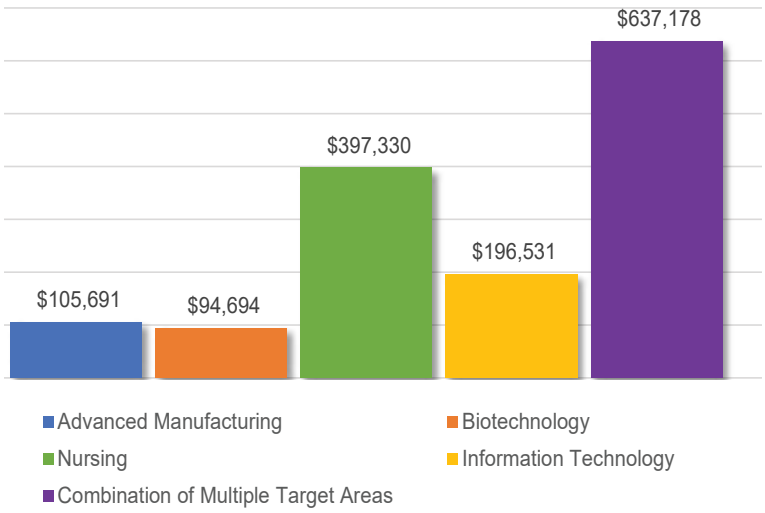

2020 Expenditures by Program

Program	Total Expenditures by Program	Percent of Total Allocation Spent on Each Program	Percent Spent on Targeted Industries per Program
Career Academies	$599,262	32.3%	68.2%
Career & Technical Education (CTE)	$776,215	41.9%	86.2%
Retraining/Operational	$467,344	25.2%	73.6%
ACE (260G)	-	0.0%	100.0%
Entrepreneurial/Small Business	-	0.0%	0.0%
Gap Tuition Assistance	-	0.0%	0.0%
Iowa Job Training (260F)	-	0.0%	0.0%
NCRC/NAM	-	0.0%	0.0%
PACE	$9,866	0.5%	0.0%
Total	$1,852,687	100%	

2020 Participants & Completers by Program

Program	Number of Businesses	Participants (Students/Employees)	Completers (Student/Employees
Career Academies	1,148	9,727	9,299
Career & Technical Education (CTE)	899	10,147	7,249
Retraining/Operational	127	13,841	13,841
ACE (260G)	0	0	0
Entrepreneurial/Small Business	0	0	0
Gap Tuition Assistance	0	0	0
Iowa Job Training (260F)	0	0	0
NCRC/NAM	0	0	0
PACE	0	0	21
Total	2,174	2,839	30,410

Each training program has individual requirements for completion. Therefore, participants and completers may start and end in different fiscal years and should not be compared.

DES MOINES AREA COMMUNITY COLLEGE (DMACC) - 11

FY 2020 Allocation:	$3,681,120
FY 2019 Carryover:	$ 263,067
EMSI Subscriptions:	($34,971)
Total FY 2020 WTED Fund:	$3,909,216
FY 2020 Expenditures:	($3,512,615)
Carryover FY 2020:	$396,601

Total Expenses in Target Areas: 94%

Description of planned expenditures with carryover: Unexpected expenses due to COVID to cover training contracts and support students through scholarships (credit and noncredit). *See appendix for expenditure details.*

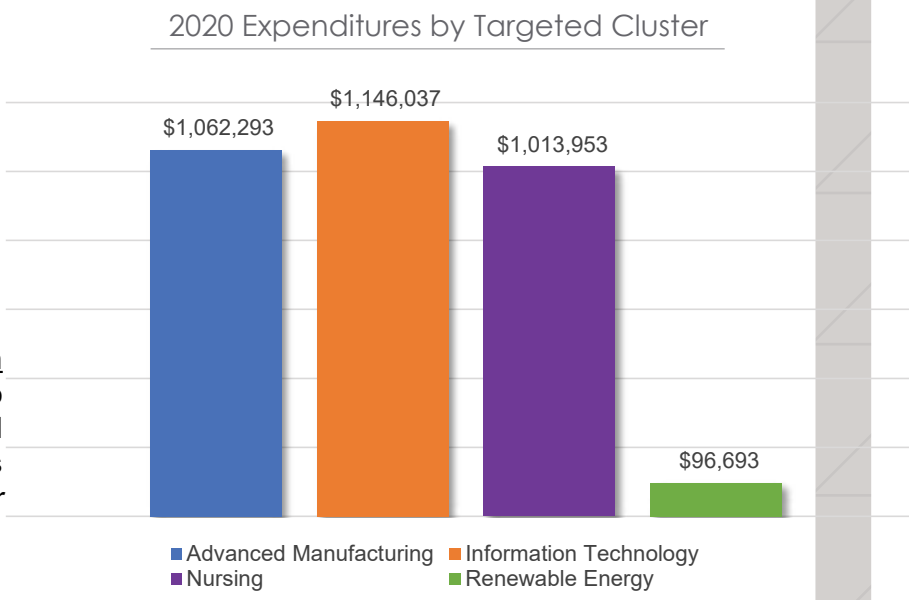

2020 Expenditures by Program

Program	Total Expenditures by Program	Percent of Total Allocation Spent on Each Program	Percent Spent on Targeted Industries per Program
Career Academies	$804,588	22.9%	99.8%
Career & Technical Education (CTE)	$2,082,622	59.3%	96.9%
Retraining/Operational	$625,405	17.8%	79.6%
ACE (260G)	-	0.0%	0.0%
Entrepreneurial/Small Business	-	0.0%	0.0%
Gap Tuition Assistance	-	0.0%	0.0%
Iowa Job Training (260F)	-	0.0%	0.0%
NCRC/NAM	-	0.0%	0.0%
PACE	-	0.0%	0.0%
Total	$3,512,615	100%	

2020 Participants & Completers by Program

Program	Number of Businesses	Participants (Students/Employees)	Completers (Student/Employees
Career Academies	0	2,526	2,255
Career & Technical Education (CTE)	0	12,006	10,630
Retraining/Operational	28	1,406	1,372
ACE (260G)	0	0	0
Entrepreneurial/Small Business	0	0	0
Gap Tuition Assistance	0	0	0
Iowa Job Training (260F)	0	0	0
NCRC/NAM	0	0	0
PACE	0	0	0
Total	176	15,938	14,257

Each training program has individual requirements for completion. Therefore, participants and completers may start and end in different fiscal years and should not be compared.

WESTERN IOWA TECH COMMUNITY COLLEGE (WITCC) - 12

FY 2020 Allocation:	$826,420
FY 2019 Carryover:	$ 2,020
EMSI Subscriptions:	($7,851)
Total FY 2020 WTED Fund:	$860,589
FY 2020 Expenditures:	($736,421)
Carryover FY 2020:	$124,168

Total Expenses in Target Areas: 90%

Description of planned expenditures with carryover: CTE program equipment.
See appendix for expenditure details.

2020 Expenditures by Targeted Cluster

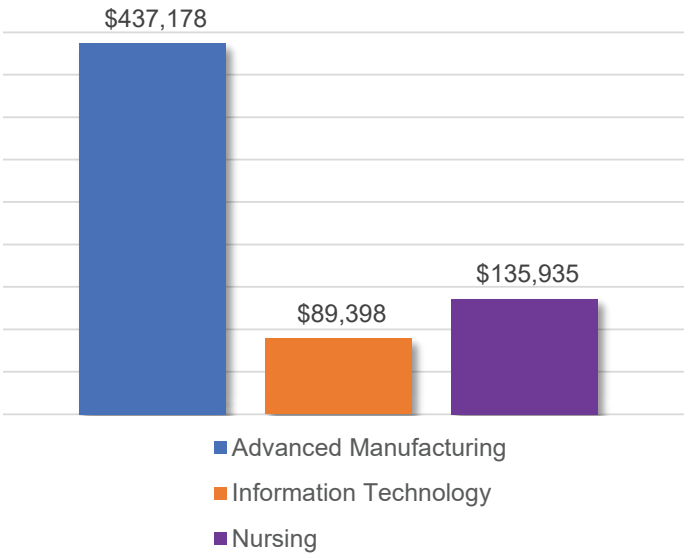

2020 Expenditures by Program

Program	Total Expenditures by Program	Percent of Total Allocation Spent on Each Program	Percent Spent on Targeted Industries per Program
Career Academies	$22,593	3.1%	100.0%
Career & Technical Education (CTE)	$581,051	78.9%	87.3%
Retraining/Operational	$132,777	18.0%	100.0%
ACE (260G)	-	0.0%	0.0%
Entrepreneurial/Small Business	-	0.0%	0.0%
Gap Tuition Assistance	-	0.0%	0.0%
Iowa Job Training (260F)	-	0.0%	0.0%
NCRC/NAM	-	0.0%	0.0%
PACE	-	0.5%	0.0%
Total	$736,421	100%	

2020 Participants & Completers by Program

Program	Number of Businesses	Participants (Students/Employees)	Completers (Student/Employees
Career Academies	0	159	131
Career & Technical Education (CTE)	0	1,251	386
Retraining/Operational	82	3,179	2,921
ACE (260G)	0	0	0
Entrepreneurial/Small Business	0	0	0
Gap Tuition Assistance	0	0	0
Iowa Job Training (260F)	0	0	0
NCRC/NAM	0	0	0
PACE	0	0	0
Total	82	4,589	3,438

Each training program has individual requirements for completion. Therefore, participants and completers may start and end in different fiscal years and should not be compared.

IOWA WESTERN COMMUNITY COLLEGE (IWCC) - 13

FY 2020 Allocation:	$1,156,759
FY 2019 Carryover:	$17,927
EMSI Subscriptions:	($10,989)
Total FY 2020 WTED Fund:	$1,163,697
FY 2020 Expenditures:	($1,36,967)
Carryover FY 2020:	$26,730

Total Expenses in Target Areas: 85%

Description of planned expenditures with carryover: Additional hydraulic trainers to expand instructional capacity. *See appendix for expenditure details.*

2020 Expenditures by Targeted Cluster

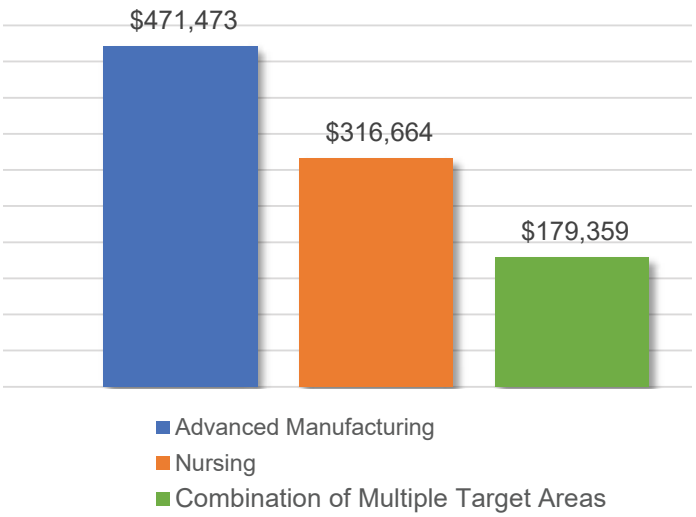

2020 Expenditures by Program

Program	Total Expenditures by Program	Percent of Total Allocation Spent on Each Program	Percent Spent on Targeted Industries per Program
Career Academies	-	0.0%	0.0%
Career & Technical Education (CTE)	$570.00	50.1%	77.8%
Retraining/Operational	$523,360	46.0%	96.0%
ACE (260G)	-	0.0%	0.0%
Entrepreneurial/Small Business	-	3.8%	100.0%
Gap Tuition Assistance	$43,607	0.0%	0.0%
Iowa Job Training (260F)	-	0.0%	0.0%
NCRC/NAM	-	0.0%	0.0%
PACE	-	0.0%	0.0%
Total	$1,136,967	100%	

2020 Participants & Completers by Program

Program	Number of Businesses	Participants (Students/Employees)	Completers (Student/Employees
Career Academies	0	0	0
Career & Technical Education (CTE)	0	2,477	2,154
Retraining/Operational	10	225	229
ACE (260G)	0	0	0
Entrepreneurial/Small Business	211	316	527
Gap Tuition Assistance	0	0	0
Iowa Job Training (260F)	0	0	0
NCRC/NAM	0	0	0
PACE	0	0	0
Total	221	3,018	14,257

Each training program has individual requirements for completion. Therefore, participants and completers may start and end in different fiscal years and should not be compared.

SOUTHWESTERN COMMUNITY COLLEGE (SWCC) - 14

FY 2020 Allocation:	$288,103
FY 2019 Carryover:	$0
EMSI Subscriptions:	($2,737)
Total FY 2020 WTED Fund:	$ 85,366
FY 2020 Expenditures:	($285,366)
Carryover FY 2020:	$0

Total Expenses in Target Areas: 100%

See appendix for expenditure details.

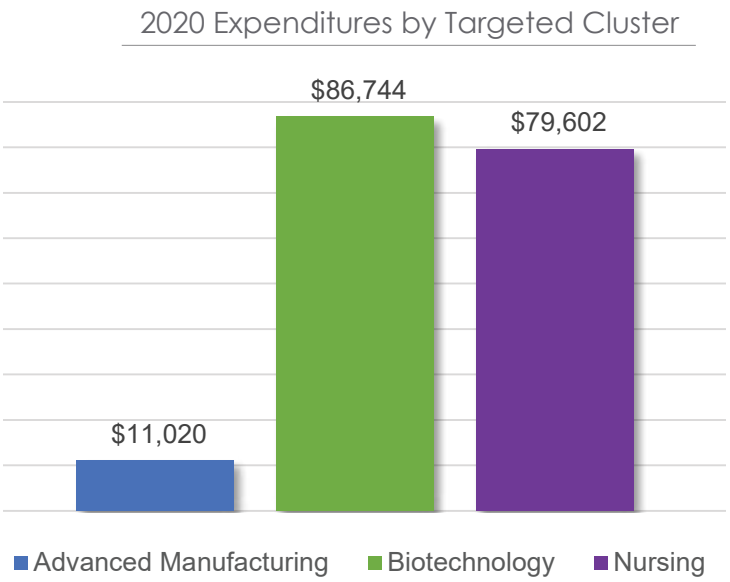

2020 Expenditures by Program

Program	Total Expenditures by Program	Percent of Total Allocation Spent on Each Program	Percent Spent on Targeted Industries per Program
Career Academies	$106,933	37.5%	100.0%
Career & Technical Education (CTE)	$130,823	45.8%	100.0%
Retraining/Operational	$47,610	16.7%	100.0%
ACE (260G)	-	0.0%	0.0%
Entrepreneurial/Small Business	-	0.0%	0.0%
Gap Tuition Assistance	-	0.0%	0.0%
Iowa Job Training (260F)	-	0.0%	0.0%
NCRC/NAM	-	0.0%	0.0%
PACE	-	0.0%	0.0%
Total	$736,421	100%	

2020 Participants & Completers by Program

Program	Number of Businesses	Participants (Students/Employees)	Completers (Student/Employees
Career Academies	5	165	165
Career & Technical Education (CTE)	8	191	188
Retraining/Operational	1	200	200
ACE (260G)	0	0	0
Entrepreneurial/Small Business	0	0	0
Gap Tuition Assistance	0	0	0
Iowa Job Training (260F)	0	0	0
NCRC/NAM	0	0	0
PACE	0	0	0
Total	14	556	553

Each training program has individual requirements for completion. Therefore, participants and completers may start and end in different fiscal years and should not be compared.

INDIAN HILLS COMMUNITY COLLEGE (IHCC) - 15

FY 2020 Allocation:	$855,265
FY 2019 Carryover:	$6,184
EMSI Subscriptions:	($8,125)
Total FY 2020 WTED Fund:	$853,324
FY 2020 Expenditures:	($826,529)
Carryover FY 2020:	$26,795

Total Expenses in Target Areas: 89%

Description of planned expenditures with carryover: Information technology equipment purchases. *See appendix for expenditure details.*

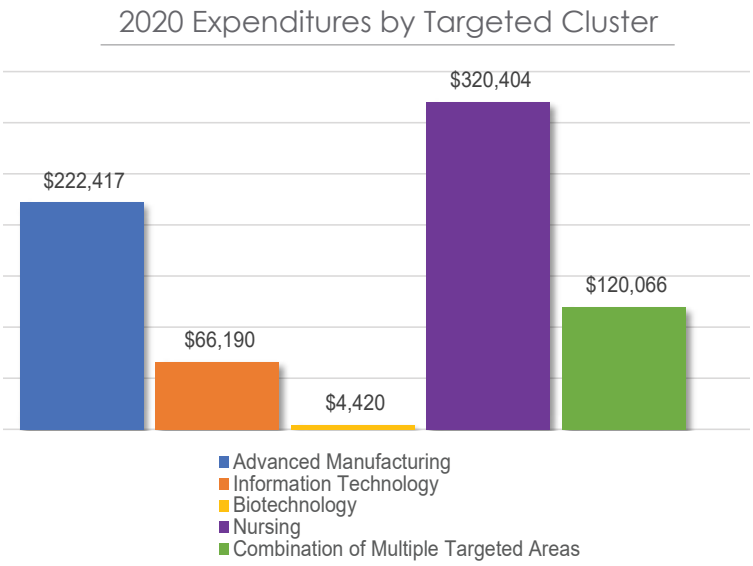

2020 Expenditures by Program

Program	Total Expenditures by Program	Percent of Total Allocation Spent on Each Program	Percent Spent on Targeted Industries per Program
Career Academies	$83,607	10.1%	100.0%
Career & Technical Education (CTE)	$470,934	57.0%	100.0%
Retraining/Operational	$90,018	10.9%	85.0%
ACE (260G)	-	0.0%	0.0%
Entrepreneurial/Small Business	$181,970	22.0%	100.0%
Gap Tuition Assistance	-	0.0%	0.0%
Iowa Job Training (260F)	-	0.0%	0.0%
NCRC/NAM	-	0.0%	0.0%
PACE	-	0.0%	0.0%
Total	$826,529	100%	

2020 Participants & Completers by Program

Program	Number of Businesses	Participants (Students/Employees)	Completers (Student/Employees
Career Academies	0	38	12
Career & Technical Education (CTE)	0	336	19
Retraining/Operational	0	366	366
ACE (260G)	0	0	0
Entrepreneurial/Small Business	7	27	27
Gap Tuition Assistance	0	0	0
Iowa Job Training (260F)	0	0	0
NCRC/NAM	0	0	0
PACE	0	0	0
Total	7	767	424

Each training program has individual requirements for completion. Therefore, participants and completers may start and end in different fiscal years and should not be compared.

SOUTHEASTERN COMMUNITY COLLEGE (SCC) - 16

FY 2020 Allocation:	$487,841
FY 2019 Carryover:	$209,148
EMSI Subscriptions:	($4,634)
Total FY 2020 WTED Fund:	$692,355
FY 2020 Expenditures:	($533,957)
Carryover FY 2020:	$158,398

Total Expenses in Target Areas: 99%

Description of planned expenditures with carryover: Program logic controls and CTE instructors for manufacturing training. *See appendix for expenditure details.*

2020 Expenditures by Targeted Cluster

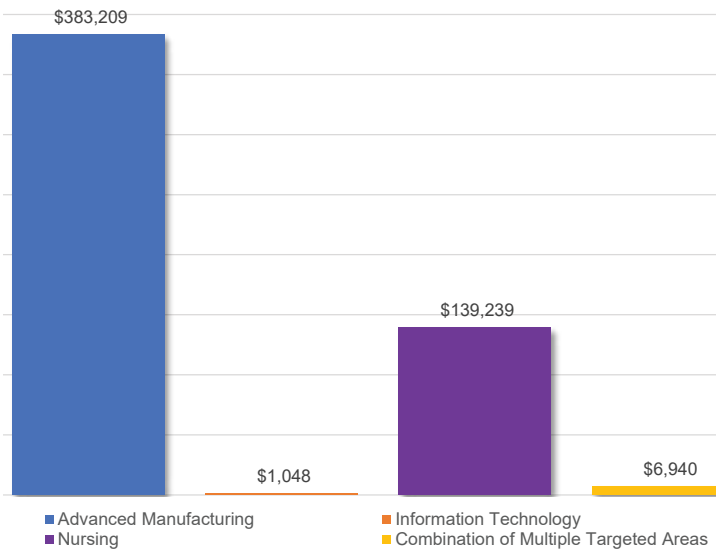

2020 Expenditures by Program

Program	Total Expenditures by Program	Percent of Total Allocation Spent on Each Program	Percent Spent on Targeted Industries per Program
Career Academies	$5,268	1.0%	100.0%
Career & Technical Education (CTE)	$392,203	73.5%	99.1%
Retraining/Operational	$66,104	12.4%	100.0%
ACE (260G)	-	0.0%	0.0%
Entrepreneurial/Small Business	$32,367	6.1%	100.0%
Gap Tuition Assistance	-	0.0%	0.0%
Iowa Job Training (260F)	$38,014	7.1%	100.0%
NCRC/NAM	-	0.0%	0.0%
PACE	-	0.0%	0.0%
Total	$533,957	100%	

2020 Participants & Completers by Program

Program	Number of Businesses	Participants (Students/Employees)	Completers (Student/Employees
Career Academies	45	110	98
Career & Technical Education (CTE)	174	1,239	660
Retraining/Operational	8	115	115
ACE (260G)	0	0	0
Entrepreneurial/Small Business	15	218	218
Gap Tuition Assistance	0	0	0
Iowa Job Training (260F)	7	13	13
NCRC/NAM	0	0	0
PACE	0	0	0
Total	249	1,695	1,104

Each training program has individual requirements for completion. Therefore, participants and completers may start and end in different fiscal years and should not be compared.

Community Colleges & Workforce Preparation

www.educateiowa.gov/ccpublications

The Division of Community Colleges and Workforce Preparation within the Iowa Department of Education administers a variety of diverse programs that enhance Iowa's educational system and help to prepare a skilled and knowledgeable workforce. Divided between two bureaus — the Bureau of Community Colleges and the Bureau of Career and Technical Education — the Division is committed to providing and supporting opportunities for lifelong learning. In addition to working with Iowa's 15 public community colleges on state accreditation, program approval, equity review, and data reporting, guidance is also provided in the areas of career and technical education, workforce training and economic development, adult education and literacy, military education, the state mandated OWI education program, the GAP Tuition and PACE programs, Senior Year Plus, the National Crosswalk Service Center, and the Statewide Intermediary Network program.

WORKFORCE TRAINING AND ECONOMIC DEVELOPMENT FUND

DETAILED EXPENDITURES AND CARRYOVER

Appendices A & B

Annual Progress Report

2020



COMMUNITY COLLEGES & WORKFORCE PREPARATION

www.educateiowa.gov/ccpublications

State of Iowa
Department of Education
Grimes State Office Building
400 E. 14th Street
Des Moines, IA 50319-0146

State Board of Education

Brooke Axiotis, President, Des Moines
Bettie Bolar, Vice President, Marshalltown
Brian J. Kane, Dubuque
Michael L. Knedler, Council Bluffs
Mike May, Spirit Lake
John Robbins, Iowa Falls
Georgia Van Gundy, Waukee
Kimberly Wayne, Des Moines
Hannah Groos, Student Member, Norwalk

Administration

Ann Lebo, Director and Executive Officer
of the State Board of Education

Division

Jeremy Varner, Administrator
Community Colleges and Workforce Preparation

Bureau

Paula Nissen, Acting Bureau Chief/Consultant
Community Colleges Bureau

It is the policy of the Iowa Department of Education not to discriminate on the basis of race, creed, color, sexual orientation, gender identity, national origin, sex, disability, religion, age, political party affiliation, or actual or potential parental, family or marital status in its programs, activities, or employment practices as required by the Iowa Code sections 216.9 and 256.10(2), Titles VI and VII of the Civil Rights Act of 1964 (42 U.S.C. § 2000d and 2000e), the Equal Pay Act of 1973 (29 U.S.C. § 206, et seq.), Title IX (Educational Amendments, 20 U.S.C.§§ 1681 – 1688), Section 504 (Rehabilitation Act of 1973, 29 U.S.C. § 794), and the Americans with Disabilities Act (42 U.S.C. § 12101, et seq.). If you have questions or complaints related to compliance with this policy by the Iowa Department of Education, please contact the legal counsel for the Iowa Department of Education, Grimes State Office Building, 400 E. 14th Street, Des Moines, IA 50319-0146, telephone number: 515-281-5295, or the Director of the Office for Civil Rights, U.S. Department of Education, Citigroup Center, 500 W. Madison Street, Suite 1475, Chicago, IL 60661-4544, telephone number: 312-730-1560, FAX number: 312-730-1576, TDD number: 877-521-2172, email: OCR.Chicago@ed.gov.

Table of Contents

Appendix A: Detailed Expenditures, Participants, and Completers by Program and College
- Northeast Iowa Community College (NICC)-01 5
- North Iowa Area Community College (NIACC)-02 7
- Iowa Lakes Community College (ILCC)-03 9
- Northwest Iowa Community College (NCC)-04 11
- Iowa Central Community College (ICCC)-05 12
- Iowa Valley Community College District (IVCCD)-06 15
- Hawkeye Community College (HCC)-07 16
- Eastern Iowa Community Colleges (EICC)-09 18
- Kirkwood Community College (KCC)-10 20
- Des Moines Area Community College (DMACC)-11 22
- Western Iowa Tech Community College (WITCC)-12 24
- Iowa Western Community College (IWCC)-13 26
- Southwestern Community College (SWCC)-14 28
- Indian Hills Community College (IHCC)-15 30
- Southeastern Community College (SCC)-16 32

Appendix B: Detailed Carryover Obligations by College 35

WORKFORCE TRAINING AND ECONOMIC DEVELOPMENT FUND

Appendix A

COMMUNITY COLLEGES & WORKFORCE PREPARATION
PROSPERITY THROUGH EDUCATION
www.educateiowa.gov/ccpublications

Northeast Iowa Community College (NICC)

Career Academies

Academic Year 2020 Progress Report (July 1, 2019 - June 30, 2020)	Advanced Manufacturing	Information Technology	Biotech	Nursing	Renewable Energy	Combination of Target Areas	Total Target Areas	Non-Target Areas	Total
Actual FY 2020 Expenditures by Targeted Industry Cluster									
Total Expended per Target	$ 8,212	$ -	$ -	$ -	$ -	$ 28,020	$ 36,231	$ -	$ 36,231
Percentage of Total Expended	23%	0%	0%	0%	0%	77%	100%	0%	100%
Expenditures by Category (Break down Actual Expenditures into Categories by Industry Cluster)									
Salaries (Direct Program Staff/Faculty)	$ 4,117	$ -	$ -	$ -	$ -	$ 1,600	$ 5,717	$ -	$ 5,717
Contract Training Expenses	$ -	$ -	$ -	$ -	$ -	$ -	$ -	$ -	$ -
Curriculum Development	$ -	$ -	$ -	$ -	$ -	$ 1,519	$ 1,519	$ -	$ 1,519
Tuition Assistance	$ -	$ -	$ -	$ -	$ -	$ 594	$ 594	$ -	$ 594
Marketing	$ -	$ -	$ -	$ -	$ -	$ 24,306	$ 24,306	$ -	$ 24,306
Instructional Materials/Supplies	$ 4,095	$ -	$ -	$ -	$ -	$ -	$ 4,095	$ -	$ 4,095
Equipment	$ -	$ -	$ -	$ -	$ -	$ -	$ -	$ -	$ -
Travel	$ -	$ -	$ -	$ -	$ -	$ -	$ -	$ -	$ -
Other (please specify at bottom of sheet)	$ -	$ -	$ -	$ -	$ -	$ -	$ -	$ -	$ -
Total Expenditures (match to line 4)	$ 8,212	$ -	$ -	$ -	$ -	$ 28,020	$ 36,231	$ -	$ 36,231

Each training program has individual requirements for completion. Therefore, participants and completers may start and end in different fiscal years and should not be compared.

Please enter the participants (those who entered the program) by appropriate group served

Total Number of Participants (Applicable)

Businesses	7
Students/Employees	234
Total Participants per Program	241

Please enter the Total Number of Program Completers

Number of Completers

Total Completers (Students/Employees only)	223

Details for the combination of target areas expense category: Used for marketing, sub-reimbursements for high school concurrent enrollment instructor trainings and tuition assistance.

Career & Technical Education (CTE)

Academic Year 2020 Progress Report (July 1, 2019 - June 30, 2020)	Advanced Manufacturing	Information Technology	Biotech	Nursing	Renewable Energy	Combination of Target Areas	Total Target Areas	Non-Target Areas	Total
Actual FY 2020 Expenditures by Targeted Industry Cluster									
Total Expended per Target	$ 150,000	$ -	$ -	$ 50,000	$ -	$ -	$ 200,000	$ -	$ 200,000
Percentage of Total Expended	75%	0%	0%	25%	0%	0%	100%	0%	100%
Expenditures by Category (Break down Actual Expenditures into Categories by Industry Cluster)									
Salaries (Direct Program Staff/Faculty)	$ 150,000	$ -	$ -	$ 50,000	$ -	$ -	$ 200,000	$ -	$ 200,000
Contract Training Expenses	$ -	$ -	$ -	$ -	$ -	$ -	$ -	$ -	$ -
Curriculum Development	$ -	$ -	$ -	$ -	$ -	$ -	$ -	$ -	$ -
Tuition Assistance	$ -	$ -	$ -	$ -	$ -	$ -	$ -	$ -	$ -
Marketing	$ -	$ -	$ -	$ -	$ -	$ -	$ -	$ -	$ -
Instructional Materials/Supplies	$ -	$ -	$ -	$ -	$ -	$ -	$ -	$ -	$ -
Equipment	$ -	$ -	$ -	$ -	$ -	$ -	$ -	$ -	$ -
Travel	$ -	$ -	$ -	$ -	$ -	$ -	$ -	$ -	$ -
Other (please specify at bottom of sheet)	$ -	$ -	$ -	$ -	$ -	$ -	$ -	$ -	$ -
Total Expenditures (match to line 4)	$ 150,000	$ -	$ -	$ 50,000	$ -	$ -	$ 200,000	$ -	$ 200,000

Each training program has individual requirements for completion. Therefore, participants and completers may start and end in different fiscal years and should not be compared.

Please enter the participants (those who entered the program) by appropriate group served

Total Number of Participants (Applicable)

Businesses	0
Students/Employees	515
Total Participants per Program	515

Please enter the Total Number of Program Completers

Number of Completers

Total Completers (Students/Employees only)	425

Northeast Iowa Community College (NICC)

General Training, Retraining, Educational Initiatives & Operational Expenses

Academic Year 2020 Progress Report (July 1, 2019 - June 30, 2020)	Advanced Manufacturing	Information Technology	Biotech	Nursing	Renewable Energy	Combination of Target Areas	Total Target Areas	Non-Target Areas	Total
Actual FY 2020 Expenditures by Targeted Industry Cluster									
Total Expended per Target	$ 71,366	$ 16,273	$ 690	$ 16,907	$ 37,535	$ 27,321	$ 170,092	$ -	$ 170,092
Percentage of Total Expended	42%	10%	0%	10%	22%	16%	100%	0%	100%
Expenditures by Category (Break down Actual Expenditures into Categories by Industry Cluster)									
Salaries (Direct Program Staff/Faculty)	$ 46,657	$ -	$ -	$ -	$ -	$ -	$ 46,657	$ -	$ 46,657
Contract Training Expenses	$ 24,709	$ 16,273	$ 690	$ 16,907	$ 37,535	$ 22,048	$ 118,162	$ -	$ 118,162
Curriculum Development	$ -	$ -	$ -	$ -	$ -	$ 4,623	$ 4,623	$ -	$ 4,623
Tuition Assistance	$ -	$ -	$ -	$ -	$ -	$ -	$ -	$ -	$ -
Marketing	$ -	$ -	$ -	$ -	$ -	$ -	$ -	$ -	$ -
Instructional Materials/Supplies	$ -	$ -	$ -	$ -	$ -	$ 650	$ 650	$ -	$ 650
Equipment	$ -	$ -	$ -	$ -	$ -	$ -	$ -	$ -	$ -
Travel	$ -	$ -	$ -	$ -	$ -	$ -	$ -	$ -	$ -
Other (please specify at bottom of sheet)	$ -	$ -	$ -	$ -	$ -	$ -	$ -	$ -	$ -
Total Expenditures (match to line 4)	$ 71,366	$ 16,273	$ 690	$ 16,907	$ 37,535	$ 27,321	$ 170,092	$ -	$ 170,092

Each training program has individual requirements for completion. Therefore, participants and completers may start and end in different fiscal years and should not be compared.

Please enter the participants (those who entered the program) by appropriate group served

	Total Number of Participants (Applicable)
Businesses	71
Students/Employees	1,060
Total Participants per Program	1,131

Please enter the Total Number of Program Completers

	Number of Completers
Total Completers (Students/Employees only)	1,046

Details for the combination of target areas expense category: High-level leadership, career development, professionalism and workplace culture training for multiple sectors and strategic consulting that will lead to training.

Entrepreneurship/Small Business Education

Academic Year 2020 Progress Report (July 1, 2019 - June 30, 2020)	Advanced Manufacturing	Information Technology	Biotech	Nursing	Renewable Energy	Combination of Target Areas	Total Target Areas	Non-Target Areas	Total
Actual FY 2020 Expenditures by Targeted Industry Cluster									
Total Expended per Target	$ -	$ -	$ -	$ -	$ -	$ 94,835	$ 94,835	$ -	$ 94,835
Percentage of Total Expended	0%	0%	0%	0%	0%	100%	100%	0%	100%
Expenditures by Category (Break down Actual Expenditures into Categories by Industry Cluster)									
Salaries	$ -	$ -	$ -	$ -	$ -	$ 63,857	$ 63,857	$ -	$ 63,857
Contract Training Expenses	$ -	$ -	$ -	$ -	$ -	$ -	$ -	$ -	$ -
Curriculum Development	$ -	$ -	$ -	$ -	$ -	$ -	$ -	$ -	$ -
Tuition Assistance	$ -	$ -	$ -	$ -	$ -	$ 7,899	$ 7,899	$ -	$ 7,899
Marketing	$ -	$ -	$ -	$ -	$ -	$ -	$ -	$ -	$ -
Instructional Materials/Supplies	$ -	$ -	$ -	$ -	$ -	$ 302	$ 302	$ -	$ 302
Equipment	$ -	$ -	$ -	$ -	$ -	$ -	$ -	$ -	$ -
Travel	$ -	$ -	$ -	$ -	$ -	$ 295	$ 295	$ -	$ 295
Other (please specify at bottom of sheet)	$ -	$ -	$ -	$ -	$ -	$ 22,482	$ 22,482	$ -	$ 22,482
Total Expenditures (match to line 4)	$ -	$ -	$ -	$ -	$ -	$ 94,835	$ 94,835	$ -	$ 94,835

Each training program has individual requirements for completion. Therefore, participants and completers may start and end in different fiscal years and should not be compared.

Please enter the participants (those who entered the program) by appropriate group served

	Total Number of Participants (Applicable)
Businesses	939
Students/Employees	14
Total Participants per Program	953

Please enter the Total Number of Program Completers

	Number of Completers
Total Completers (Students/Employees only)	14

Details for the other and combination of target areas expense categories: Small Business Development Center expenses for July 1, 2019-June 30, 2020. This includes regional director salary and fringe, consultants, facility leases, printing, communications, etc. Our small business development center (SBDC)/NICC partnership serves multiple sectors.

Northeast Iowa Community College (NICC)

Gap Tuition Assistance

Academic Year 2020 Progress Report (July 1, 2019 - June 30, 2020)	Advanced Manufacturing	Information Technology	Biotech	Nursing	Renewable Energy	Combination of Target Areas	Total Target Areas	Non-Target Areas	Total
Actual FY 2020 Expenditures by Targeted Industry Cluster									
Total Expended per Target	$ -	$ -	$ -	$ 2,276	$ -	$ -	$ 2,276	$ -	$ 2,276
Percentage of Total Expended	0%	0%	0%	100%	0%	0%	100%	0%	100%
Expenditures by Category (Break down Actual Expenditures into Categories by Industry Cluster)									
Salaries	$ -	$ -	$ -	$ -	$ -	$ -	$ -	$ -	$ -
Contract Training Expenses	$ -	$ -	$ -	$ -	$ -	$ -	$ -	$ -	$ -
Curriculum Development	$ -	$ -	$ -	$ -	$ -	$ -	$ -	$ -	$ -
Tuition Assistance	$ -	$ -	$ -	$ 2,276	$ -	$ -	$ 2,276	$ -	$ 2,276
Marketing	$ -	$ -	$ -	$ -	$ -	$ -	$ -	$ -	$ -
Instructional Materials/Supplies	$ -	$ -	$ -	$ -	$ -	$ -	$ -	$ -	$ -
Equipment	$ -	$ -	$ -	$ -	$ -	$ -	$ -	$ -	$ -
Travel	$ -	$ -	$ -	$ -	$ -	$ -	$ -	$ -	$ -
Other (please specify at bottom of sheet)	$ -	$ -	$ -	$ -	$ -	$ -	$ -	$ -	$ -
Total Expenditures (match to line 4)	$ -	$ -	$ -	$ 2,276	$ -	$ -	$ 2,276	$ -	$ 2,276

Each training program has individual requirements for completion. Therefore, participants and completers may start and end in different fiscal years and should not be compared.

Please enter the participants (those who entered the program) by appropriate group served	Total Number of Participants (Applicable)
Businesses	0
Students/Employees	2
Total Participants per Program	2

Please enter the Total Number of Program Completers	Number of Completers
Total Completers (Students/Employees only)	1

North Iowa Area Community College (NIACC)

Career Academies

Academic Year 2020 Progress Report (July 1, 2019 - June 30, 2020)	Advanced Manufacturing	Information Technology	Biotech	Nursing	Renewable Energy	Combination of Target Areas	Total Target Areas	Non-Target Areas	Total
Actual FY 2020 Expenditures by Targeted Industry Cluster									
Total Expended per Target	$ -	$ -	$ -	$ -	$ -	$ 7,057	$ 7,057	$ 3,000	$ 10,057
Percentage of Total Expended	0%	0%	0%	0%	0%	70%	70%	30%	100%
Expenditures by Category (Break down Actual Expenditures into Categories by Industry Cluster)									
Salaries (Direct Program Staff/Faculty)	$ -	$ -	$ -	$ -	$ -	$ 7,057	$ 7,057	$ 3,000	$ 10,057
Contract Training Expenses	$ -	$ -	$ -	$ -	$ -	$ -	$ -	$ -	$ -
Curriculum Development	$ -	$ -	$ -	$ -	$ -	$ -	$ -	$ -	$ -
Tuition Assistance	$ -	$ -	$ -	$ -	$ -	$ -	$ -	$ -	$ -
Marketing	$ -	$ -	$ -	$ -	$ -	$ -	$ -	$ -	$ -
Instructional Materials/Supplies	$ -	$ -	$ -	$ -	$ -	$ -	$ -	$ -	$ -
Equipment	$ -	$ -	$ -	$ -	$ -	$ -	$ -	$ -	$ -
Travel	$ -	$ -	$ -	$ -	$ -	$ -	$ -	$ -	$ -
Other (please specify at bottom of sheet)	$ -	$ -	$ -	$ -	$ -	$ -	$ -	$ -	$ -
Total Expenditures (match to line 4)	$ -	$ -	$ -	$ -	$ -	$ 7,057	$ 7,057	$ 3,000	$ 10,057

Each training program has individual requirements for completion. Therefore, participants and completers may start and end in different fiscal years and should not be compared.

Please enter the participants (those who entered the program) by appropriate group served	Total Number of Participants (Applicable)
Businesses	11
Students/Employees	350
Total Participants per Program	361

Please enter the Total Number of Program Completers	Number of Completers
Total Completers (Students/Employees only)	350

Details for the combination of target areas expense category: Salaries for a combination of target area programs.

Career & Technical Education (CTE)

Academic Year 2020 Progress Report (July 1, 2019 - June 30, 2020)	Advanced Manufacturing	Information Technology	Biotech	Nursing	Renewable Energy	Combination of Target Areas	Total Target Areas	Non-Target Areas	Total
Actual FY 2020 Expenditures by Targeted Industry Cluster									
Total Expended per Target	$ 225,455	$ -	$ -	$ 13,959	$ -	$ 14,745	$ 254,159	$ 12,624	$ 266,783
Percentage of Total Expended	85%	0%	0%	5%	0%	6%	95%	5%	100%
Expenditures by Category (Break down Actual Expenditures into Categories by Industry Cluster)									
Salaries (Direct Program Staff/Faculty)	$ 221,372	$ -	$ -	$ -	$ -	$ 12,625	$ 233,996	$ 12,624	$ 246,620
Contract Training Expenses	$ -	$ -	$ -	$ -	$ -	$ -	$ -	$ -	$ -
Curriculum Development	$ -	$ -	$ -	$ -	$ -	$ -	$ -	$ -	$ -
Tuition Assistance	$ -	$ -	$ -	$ -	$ -	$ -	$ -	$ -	$ -
Marketing	$ 2,385	$ -	$ -	$ -	$ -	$ 110	$ 2,495	$ -	$ 2,495
Instructional Materials/Supplies	$ 1,698	$ -	$ -	$ -	$ -	$ -	$ 1,698	$ -	$ 1,698
Equipment	$ -	$ -	$ -	$ 13,959	$ -	$ -	$ 13,959	$ -	$ 13,959
Travel	$ -	$ -	$ -	$ -	$ -	$ 2,010	$ 2,010	$ -	$ 2,010
Other (please specify at bottom of sheet)	$ -	$ -	$ -	$ -	$ -	$ -	$ -	$ -	$ -
Total Expenditures (match to line 4)	$ 225,455	$ -	$ -	$ 13,959	$ -	$ 14,745	$ 254,159	$ 12,624	$ 266,783

Each training program has individual requirements for completion. Therefore, participants and completers may start and end in different fiscal years and should not be compared.

Please enter the participants (those who entered the program) by appropriate group served	Total Number of Participants (Applicable)
Businesses	64
Students/Employees	731
Total Participants per Program	795

Please enter the Total Number of Program Completers	Number of Completers
Total Completers (Students/Employees only)	710

Details for the combination of target areas expense category: These funds were utilized in conjunction with IowaWORKs for a position to assist with working with dislocated workers, adults and youth to help them obtain training and/or employment in a variety of industries through a memorandum of understanding (MOU).

North Iowa Area Community College (NIACC)

General Training, Retraining, Educational Initiatives & Operational Expenses

Academic Year 2020 Progress Report (July 1, 2019 - June 30, 2020)	Advanced Manufacturing	Information Technology	Biotech	Nursing	Renewable Energy	Combination of Target Areas	Total Target Areas	Non-Target Areas	Total
Actual FY 2020 Expenditures by Targeted Industry Cluster									
Total Expended per Target	$ 103,846	$ -	$ 46,629	$ -	$ 7,094	$ -	$ 157,569	$ 29,004	$ 186,573
Percentage of Total Expended	56%	0%	25%	0%	4%	0%	84%	16%	100%
Expenditures by Category (Break down Actual Expenditures into Categories by Industry Cluster)									
Salaries (Direct Program Staff/Faculty)	$ -	$ -	$ -	$ -	$ -	$ -	$ -	$ -	$ -
Contract Training Expenses	$ 103,846	$ -	$ 46,629	$ -	$ 7,094	$ -	$ 157,569	$ 29,004	$ 186,573
Curriculum Development	$ -	$ -	$ -	$ -	$ -	$ -	$ -	$ -	$ -
Tuition Assistance	$ -	$ -	$ -	$ -	$ -	$ -	$ -	$ -	$ -
Marketing	$ -	$ -	$ -	$ -	$ -	$ -	$ -	$ -	$ -
Instructional Materials/Supplies	$ -	$ -	$ -	$ -	$ -	$ -	$ -	$ -	$ -
Equipment	$ -	$ -	$ -	$ -	$ -	$ -	$ -	$ -	$ -
Travel	$ -	$ -	$ -	$ -	$ -	$ -	$ -	$ -	$ -
Other (please specify at bottom of sheet)	$ -	$ -	$ -	$ -	$ -	$ -	$ -	$ -	$ -
Total Expenditures (match to line 4)	$ 103,846	$ -	$ 46,629	$ -	$ 7,094	$ -	$ 157,569	$ 29,004	$ 186,573

Each training program has individual requirements for completion. Therefore, participants and completers may start and end in different fiscal years and should not be compared.

Please enter the participants (those who entered the program) by appropriate group served

	Total Number of Participants (Applicable)
Businesses	26
Students/Employees	607
Total Participants per Program	633

Please enter the Total Number of Program Completers

	Number of Completers
Total Completers (Students/Employees only)	607

Iowa Lakes Community College (ILCC)

Career Academies

Academic Year 2020 Progress Report (July 1, 2019 - June 30, 2020)	Advanced Manufacturing	Information Technology	Biotech	Nursing	Renewable Energy	Combination of Target Areas	Total Target Areas	Non-Target Areas	Total
Actual FY 2020 Expenditures by Targeted Industry Cluster									
Total Expended per Target	$ -	$ -	$ -	$ -	$ -	$ 49,618	$ 49,618	$ -	$ 49,618
Percentage of Total Expended	0%	0%	0%	0%	0%	100%	100%	0%	100%
Expenditures by Category (Break down Actual Expenditures into Categories by Industry Cluster)									
Salaries (Direct Program Staff/Faculty)	$ -	$ -	$ -	$ -	$ -	$ -	$ -	$ -	$ -
Contract Training Expenses	$ -	$ -	$ -	$ -	$ -	$ -	$ -	$ -	$ -
Curriculum Development	$ -	$ -	$ -	$ -	$ -	$ -	$ -	$ -	$ -
Tuition Assistance	$ -	$ -	$ -	$ -	$ -	$ -	$ -	$ -	$ -
Marketing	$ -	$ -	$ -	$ -	$ -	$ -	$ -	$ -	$ -
Instructional Materials/Supplies	$ -	$ -	$ -	$ -	$ -	$ -	$ -	$ -	$ -
Equipment	$ -	$ -	$ -	$ -	$ -	$ -	$ -	$ -	$ -
Travel	$ -	$ -	$ -	$ -	$ -	$ -	$ -	$ -	$ -
Other (please specify at bottom of sheet)	$ -	$ -	$ -	$ -	$ -	$ 49,618	$ 49,618	$ -	$ 49,618
Total Expenditures (match to line 4)	$ -	$ -	$ -	$ -	$ -	$ 49,618	$ 49,618	$ -	$ 49,618

Each training program has individual requirements for completion. Therefore, participants and completers may start and end in different fiscal years and should not be compared.

Please enter the participants (those who entered the program) by appropriate group served

Total Number of Participants (Applicable)

Businesses	0
Students/Employees	5
Total Participants per Program	5

Please enter the Total Number of Program Completers

Number of Completers

Total Completers (Students/Employees only)	5

Details for the combination of target areas expense category: Science, Technology, Engineering & Math (STEM) Hub operational expenses.

Career & Technical Education (CTE)

Academic Year 2020 Progress Report (July 1, 2019 - June 30, 2020)	Advanced Manufacturing	Information Technology	Biotech	Nursing	Renewable Energy	Combination of Target Areas	Total Target Areas	Non-Target Areas	Total
Actual FY 2020 Expenditures by Targeted Industry Cluster									
Total Expended per Target	$ 50,616	$ -	$ 14,416	$ 170,647	$ 62,390	$ -	$ 298,069	$ -	$ 298,069
Percentage of Total Expended	17%	0%	5%	57%	21%	0%	100%	0%	100%
Expenditures by Category (Break down Actual Expenditures into Categories by Industry Cluster)									
Salaries (Direct Program Staff/Faculty)	$ 33,315	$ -	$ 14,416	$ 170,647	$ 62,390	$ -	$ 280,769	$ -	$ 280,769
Contract Training Expenses	$ -	$ -	$ -	$ -	$ -	$ -	$ -	$ -	$ -
Curriculum Development	$ -	$ -	$ -	$ -	$ -	$ -	$ -	$ -	$ -
Tuition Assistance	$ -	$ -	$ -	$ -	$ -	$ -	$ -	$ -	$ -
Marketing	$ -	$ -	$ -	$ -	$ -	$ -	$ -	$ -	$ -
Instructional Materials/Supplies	$ -	$ -	$ -	$ -	$ -	$ -	$ -	$ -	$ -
Equipment	$ 17,301	$ -	$ -	$ -	$ -	$ -	$ 17,301	$ -	$ 17,301
Travel	$ -	$ -	$ -	$ -	$ -	$ -	$ -	$ -	$ -
Other (please specify at bottom of sheet)	$ -	$ -	$ -	$ -	$ -	$ -	$ -	$ -	$ -
Total Expenditures (match to line 4)	$ 50,616	$ -	$ 14,416	$ 170,647	$ 62,390	$ -	$ 298,070	$ -	$ 298,070

Each training program has individual requirements for completion. Therefore, participants and completers may start and end in different fiscal years and should not be compared.

Please enter the participants (those who entered the program) by appropriate group served

Total Number of Participants (Applicable)

Businesses	0
Students/Employees	218
Total Participants per Program	218

Please enter the Total Number of Program Completers

Number of Completers

Total Completers (Students/Employees only)	82

Iowa Lakes Community College (ILCC)

General Training, Retraining, Educational Initiatives & Operational Expenses

Academic Year 2020 Progress Report (July 1, 2019 - June 30, 2020)	Advanced Manufacturing	Information Technology	Biotech	Nursing	Renewable Energy	Combination of Target Areas	Total Target Areas	Non-Target Areas	Total
Actual FY 2020 Expenditures by Targeted Industry Cluster									
Total Expended per Target	$ 37,018	$ -	$ 5,816	$ 62,070	$ -	$ -	$ 104,904	$ 17,449	$ 122,353
Percentage of Total Expended	30%	0%	5%	51%	0%	0%	86%	14%	100%
Expenditures by Category (Break down Actual Expenditures into Categories by Industry Cluster)									
Salaries (Direct Program Staff/Faculty)	$ 37,018	$ -	$ 5,816	$ 62,070	$ -	$ -	$ 104,904	$ 17,449	$ 122,353
Contract Training Expenses	$ -	$ -	$ -	$ -	$ -	$ -	$ -	$ -	$ -
Curriculum Development	$ -	$ -	$ -	$ -	$ -	$ -	$ -	$ -	$ -
Tuition Assistance	$ -	$ -	$ -	$ -	$ -	$ -	$ -	$ -	$ -
Marketing	$ -	$ -	$ -	$ -	$ -	$ -	$ -	$ -	$ -
Instructional Materials/Supplies	$ -	$ -	$ -	$ -	$ -	$ -	$ -	$ -	$ -
Equipment	$ -	$ -	$ -	$ -	$ -	$ -	$ -	$ -	$ -
Travel	$ -	$ -	$ -	$ -	$ -	$ -	$ -	$ -	$ -
Other (please specify at bottom of sheet)	$ -	$ -	$ -	$ -	$ -	$ -	$ -	$ -	$ -
Total Expenditures (match to line 4)	$ 37,018	$ -	$ 5,816	$ 62,070	$ -	$ -	$ 104,904	$ 17,449	$ 122,353

Each training program has individual requirements for completion. Therefore, participants and completers may start and end in different fiscal years and should not be compared.

Please enter the participants (those who entered the program) by appropriate group served

	Total Number of Participants (Applicable)
Businesses	38
Students/Employees	876
Total Participants per Program	914

Please enter the Total Number of Program Completers

	Number of Completers
Total Completers (Students/Employees only)	876

Northwest Iowa Community College (NCC)

Career & Technical Education (CTE)

Academic Year 2020 Progress Report (July 1, 2019 - June 30, 2020)	Advanced Manufacturing	Information Technology	Biotech	Nursing	Renewable Energy	Combination of Target Areas	Total Target Areas	Non-Target Areas	Total
Actual FY 2020 Expenditures by Targeted Industry Cluster									
Total Expended per Target	$ 153,619	$ -	$ -	$ 105,000	$ -	$ -	$ 258,619	$ -	$ 258,619
Percentage of Total Expended	59%	0%	0%	41%	0%	0%	100%	0%	100%
Expenditures by Category (Break down Actual Expenditures into Categories by Industry Cluster)									
Salaries (Direct Program Staff/Faculty)	$ 153,619	$ -	$ -	$ 105,000	$ -	$ -	$ 258,619	$ -	$ 258,619
Contract Training Expenses	$ -	$ -	$ -	$ -	$ -	$ -	$ -	$ -	$ -
Curriculum Development	$ -	$ -	$ -	$ -	$ -	$ -	$ -	$ -	$ -
Tuition Assistance	$ -	$ -	$ -	$ -	$ -	$ -	$ -	$ -	$ -
Marketing	$ -	$ -	$ -	$ -	$ -	$ -	$ -	$ -	$ -
Instructional Materials/Supplies	$ -	$ -	$ -	$ -	$ -	$ -	$ -	$ -	$ -
Equipment	$ -	$ -	$ -	$ -	$ -	$ -	$ -	$ -	$ -
Travel	$ -	$ -	$ -	$ -	$ -	$ -	$ -	$ -	$ -
Other (please specify at bottom of sheet)	$ -	$ -	$ -	$ -	$ -	$ -	$ -	$ -	$ -
Total Expenditures (match to line 4)	$ 153,619	$ -	$ -	$ 105,000	$ -	$ -	$ 258,619	$ -	$ 258,619

Each training program has individual requirements for completion. Therefore, participants and completers may start and end in different fiscal years and should not be compared.

Please enter the participants (those who entered the program) by appropriate group served

	Total Number of Participants (Applicable)
Businesses	0
Students/Employees	176
Total Participants per Program	176

Please enter the Total Number of Program Completers

	Number of Completers
Total Completers (Students/Employees only)	114

General Training, Retraining, Educational Initiatives & Operational Expenses

Academic Year 2020 Progress Report (July 1, 2019 - June 30, 2020)	Advanced Manufacturing	Information Technology	Biotech	Nursing	Renewable Energy	Combination of Target Areas	Total Target Areas	Non-Target Areas	Total
Actual FY 2020 Expenditures by Targeted Industry Cluster									
Total Expended per Target	$ 4,312	$ -	$ -	$ -	$ -	$ -	$ 4,312	$ -	$ 4,312
Percentage of Total Expended	100%	0%	0%	0%	0%	0%	100%	0%	100%
Expenditures by Category (Break down Actual Expenditures into Categories by Industry Cluster)									
Salaries (Direct Program Staff/Faculty)	$ -	$ -	$ -	$ -	$ -	$ -	$ -	$ -	$ -
Contract Training Expenses	$ 4,312	$ -	$ -	$ -	$ -	$ -	$ 4,312	$ -	$ 4,312
Curriculum Development	$ -	$ -	$ -	$ -	$ -	$ -	$ -	$ -	$ -
Tuition Assistance	$ -	$ -	$ -	$ -	$ -	$ -	$ -	$ -	$ -
Marketing	$ -	$ -	$ -	$ -	$ -	$ -	$ -	$ -	$ -
Instructional Materials/Supplies	$ -	$ -	$ -	$ -	$ -	$ -	$ -	$ -	$ -
Equipment	$ -	$ -	$ -	$ -	$ -	$ -	$ -	$ -	$ -
Travel	$ -	$ -	$ -	$ -	$ -	$ -	$ -	$ -	$ -
Other (please specify at bottom of sheet)	$ -	$ -	$ -	$ -	$ -	$ -	$ -	$ -	$ -
Total Expenditures (match to line 4)	$ 4,312	$ -	$ -	$ -	$ -	$ -	$ 4,312	$ -	$ 4,312

Each training program has individual requirements for completion. Therefore, participants and completers may start and end in different fiscal years and should not be compared.

Please enter the participants (those who entered the program) by appropriate group served

	Total Number of Participants (Applicable)
Businesses	1
Students/Employees	1
Total Participants per Program	2

Please enter the Total Number of Program Completers

	Number of Completers
Total Completers (Students/Employees only)	0

Iowa Central Community College (ICCC)

Career Academies

Academic Year 2020 Progress Report (July 1, 2019 - June 30, 2020)	Advanced Manufacturing	Information Technology	Biotech	Nursing	Renewable Energy	Combination of Target Areas	Total Target Areas	Non-Target Areas	Total
Actual FY 2020 Expenditures by Targeted Industry Cluster									
Total Expended per Target	$ 28,392	$ -	$ -	$ -	$ -	$ 55,775	$ 84,168	$ -	$ 84,168
Percentage of Total Expended	34%	0%	0%	0%	0%	66%	100%	0%	100%
Expenditures by Category (Break down Actual Expenditures into Categories by Industry Cluster)									
Salaries (Direct Program Staff/Faculty)	$ -	$ -	$ -	$ -	$ -	$ 55,775	$ 55,775	$ -	$ 55,775
Contract Training Expenses	$ -	$ -	$ -	$ -	$ -	$ -	$ -	$ -	$ -
Curriculum Development	$ -	$ -	$ -	$ -	$ -	$ -	$ -	$ -	$ -
Tuition Assistance	$ -	$ -	$ -	$ -	$ -	$ -	$ -	$ -	$ -
Marketing	$ -	$ -	$ -	$ -	$ -	$ -	$ -	$ -	$ -
Instructional Materials/Supplies	$ 28,392	$ -	$ -	$ -	$ -	$ -	$ 28,392	$ -	$ 28,392
Equipment	$ -	$ -	$ -	$ -	$ -	$ -	$ -	$ -	$ -
Travel	$ -	$ -	$ -	$ -	$ -	$ -	$ -	$ -	$ -
Other (please specify at bottom of sheet)	$ -	$ -	$ -	$ -	$ -	$ -	$ -	$ -	$ -
Total Expenditures (match to line 4)	$ 28,392	$ -	$ -	$ -	$ -	$ 55,775	$ 84,168	$ -	$ 84,168

Each training program has individual requirements for completion. Therefore, participants and completers may start and end in different fiscal years and should not be compared.

Please enter the participants (those who entered the program) by appropriate group served Total Number of Participants (Applicable)	
Businesses	10
Students/Employees	74
Total Participants per Program	84

Please enter the Total Number of Program Completers Number of Completers	
Total Completers (Students/Employees only)	59

Details for the combination of target areas expense category: Salaries for multiple targeted area programs.

Career & Technical Education (CTE)

Academic Year 2020 Progress Report (July 1, 2019 - June 30, 2020)	Advanced Manufacturing	Information Technology	Biotech	Nursing	Renewable Energy	Combination of Target Areas	Total Target Areas	Non-Target Areas	Total
Actual FY 2020 Expenditures by Targeted Industry Cluster									
Total Expended per Target	$ 603,378	$ -	$ -	$ -	$ -	$ -	$ 603,378	$ 137,606	$ 740,984
Percentage of Total Expended	81%	0%	0%	0%	0%	0%	81%	19%	100%
Expenditures by Category (Break down Actual Expenditures into Categories by Industry Cluster)									
Salaries (Direct Program Staff/Faculty)	$ 560,953	$ -	$ -	$ -	$ -	$ -	$ 560,953	$ 137,606	$ 698,559
Contract Training Expenses	$ -	$ -	$ -	$ -	$ -	$ -	$ -	$ -	$ -
Curriculum Development	$ -	$ -	$ -	$ -	$ -	$ -	$ -	$ -	$ -
Tuition Assistance	$ -	$ -	$ -	$ -	$ -	$ -	$ -	$ -	$ -
Marketing	$ -	$ -	$ -	$ -	$ -	$ -	$ -	$ -	$ -
Instructional Materials/Supplies	$ 42,425	$ -	$ -	$ -	$ -	$ -	$ 42,425	$ -	$ 42,425
Equipment	$ -	$ -	$ -	$ -	$ -	$ -	$ -	$ -	$ -
Travel	$ -	$ -	$ -	$ -	$ -	$ -	$ -	$ -	$ -
Other (please specify at bottom of sheet)	$ -	$ -	$ -	$ -	$ -	$ -	$ -	$ -	$ -
Total Expenditures (match to line 4)	$ 603,378	$ -	$ -	$ -	$ -	$ -	$ 603,378	$ 137,606	$ 740,984

Each training program has individual requirements for completion. Therefore, participants and completers may start and end in different fiscal years and should not be compared.

Please enter the participants (those who entered the program) by appropriate group served Total Number of Participants (Applicable)	
Businesses	120
Students/Employees	662
Total Participants per Program	782

Please enter the Total Number of Program Completers Number of Completers	
Total Completers (Students/Employees only)	473

Iowa Central Community College (ICCC)

General Training, Retraining, Educational Initiatives & Operational Expenses

Academic Year 2020 Progress Report (July 1, 2019 - June 30, 2020)	Advanced Manufacturing	Information Technology	Biotech	Nursing	Renewable Energy	Combination of Target Areas	Total Target Areas	Non-Target Areas	Total
Actual FY 2020 Expenditures by Targeted Industry Cluster									
Total Expended per Target	$ 109,229	$ -	$ -	$ -	$ -	$ -	$ 109,229	$ 21,198	$ 130,426
Percentage of Total Expended	84%	0%	0%	0%	0%	0%	84%	16%	100%
Expenditures by Category (Break down Actual Expenditures into Categories by Industry Cluster)									
Salaries (Direct Program Staff/Faculty)	$ 79,229	$ -	$ -	$ -	$ -	$ -	$ 79,229		$ 79,229
Contract Training Expenses	$ 30,000	$ -	$ -	$ -	$ -	$ -	$ 30,000	$ -	$ 30,000
Curriculum Development	$ -	$ -	$ -	$ -	$ -	$ -	$ -	$ -	$ -
Tuition Assistance	$ -	$ -	$ -	$ -	$ -	$ -	$ -	$ -	$ -
Marketing	$ -	$ -	$ -	$ -	$ -	$ -	$ -	$ -	$ -
Instructional Materials/Supplies	$ -	$ -	$ -	$ -	$ -	$ -	$ -	$ -	$ -
Equipment	$ -	$ -	$ -	$ -	$ -	$ -	$ -	$ 21,198	$ 21,198
Travel	$ -	$ -	$ -	$ -	$ -	$ -	$ -	$ -	$ -
Other (please specify at bottom of sheet)	$ -	$ -	$ -	$ -	$ -	$ -	$ -	$ -	$ -
Total Expenditures (match to line 4)	$ 109,229	$ -	$ -	$ -	$ -	$ -	$ 109,229	$ 21,198	$ 130,426

Each training program has individual requirements for completion. Therefore, participants and completers may start and end in different fiscal years and should not be compared.

Please enter the participants (those who entered the program) by appropriate group served	Total Number of Participants (Applicable)
Businesses	12
Students/Employees	1,079
Total Participants per Program	1,091

Please enter the Total Number of Program Completers	Number of Completers
Total Completers (Students/Employees only)	1,079

Entrepreneurship/Small Business Education

Academic Year 2020 Progress Report (July 1, 2019 - June 30, 2020)	Advanced Manufacturing	Information Technology	Biotech	Nursing	Renewable Energy	Combination of Target Areas	Total Target Areas	Non-Target Areas	Total
Actual FY 2020 Expenditures by Targeted Industry Cluster									
Total Expended per Target	$ 15,000	$ -	$ -	$ -	$ -	$ -	$ 15,000	$ -	$ 15,000
Percentage of Total Expended	100%	0%	0%	0%	0%	0%	100%	0%	100%
Expenditures by Category (Break down Actual Expenditures into Categories by Industry Cluster)									
Salaries	$ -	$ -	$ -	$ -	$ -	$ -	$ -	$ -	$ -
Contract Training Expenses	$ 15,000	$ -	$ -	$ -	$ -	$ -	$ 15,000	$ -	$ 15,000
Curriculum Development	$ -	$ -	$ -	$ -	$ -	$ -	$ -	$ -	$ -
Tuition Assistance	$ -	$ -	$ -	$ -	$ -	$ -	$ -	$ -	$ -
Marketing	$ -	$ -	$ -	$ -	$ -	$ -	$ -	$ -	$ -
Instructional Materials/Supplies	$ -	$ -	$ -	$ -	$ -	$ -	$ -	$ -	$ -
Equipment	$ -	$ -	$ -	$ -	$ -	$ -	$ -	$ -	$ -
Travel	$ -	$ -	$ -	$ -	$ -	$ -	$ -	$ -	$ -
Other (please specify at bottom of sheet)	$ -	$ -	$ -	$ -	$ -	$ -	$ -	$ -	$ -
Total Expenditures (match to line 4)	$ 15,000	$ -	$ -	$ -	$ -	$ -	$ 15,000	$ -	$ 15,000

Each training program has individual requirements for completion. Therefore, participants and completers may start and end in different fiscal years and should not be compared.

Please enter the participants (those who entered the program) by appropriate group served	Total Number of Participants (Applicable)
Businesses	450
Students/Employees	0
Total Participants per Program	450

Please enter the Total Number of Program Completers	Number of Completers
Total Completers (Students/Employees only)	0

Iowa Valley Community College District (IVCCD)

Career & Technical Education (CTE)

Academic Year 2020 Progress Report (July 1, 2019 - June 30, 2020)	Advanced Manufacturing	Information Technology	Biotech	Nursing	Renewable Energy	Combination of Target Areas	Total Target Areas	Non-Target Areas	Total
Actual FY 2020 Expenditures by Targeted Industry Cluster									
Total Expended per Target	$ 123,128	$ -	$ -	$ 102,352	$ 70,838	$ 23,028	$ 319,346	$ 37,330	$ 356,676
Percentage of Total Expended	35%	0%	0%	29%	20%	6%	90%	10%	100%
Expenditures by Category (Break down Actual Expenditures into Categories by Industry Cluster)									
Salaries (Direct Program Staff/Faculty)	$ 123,128	$ -	$ -	$ 100,599	$ -	$ -	$ 223,728	$ -	$ 223,728
Contract Training Expenses	$ -	$ -	$ -		$ -	$ -	$ -	$ -	$ -
Curriculum Development	$ -	$ -	$ -	$ -	$ -	$ -	$ -	$ -	$ -
Tuition Assistance	$ -	$ -	$ -	$ -	$ -	$ -	$ -	$ -	$ -
Marketing	$ -	$ -	$ -	$ -	$ -	$ 18,384	$ 18,384	$ -	$ 18,384
Instructional Materials/Supplies	$ -	$ -	$ -	$ 1,752	$ 7,708	$ 1,644	$ 11,105	$ 5,055	$ 16,160
Equipment	$ -	$ -	$ -	$ -	$ 63,130	$ -	$ 63,130	$ 32,275	$ 95,405
Travel	$ -	$ -	$ -	$ -		$ -	$ -		$ -
Other (please specify at bottom of sheet)	$ -	$ -	$ -	$ -	$ -	$ 3,000	$ 3,000	$ -	$ 3,000
Total Expenditures (match to line 4)	$ 123,128	$ -	$ -	$ 102,352	$ 70,838	$ 23,028	$ 319,346	$ 37,330	$ 356,676

Each training program has individual requirements for completion. Therefore, participants and completers may start and end in different fiscal years and should not be compared.

Please enter the participants (those who entered the program) by appropriate group served

Total Number of Participants (Applicable)

Businesses	55
Students/Employees	346
Total Participants per Program	401

Please enter the Total Number of Program Completers

Number of Completers

Total Completers (Students/Employees only)	198

Details for the combination of target areas expense category: College Central is an online portal that connects students with employers by showcasing career opportunities/internships ($3,000). The purchase under combination of target areas is for science lab equipment used by multiple programs across sectors ($1,644). The $18,384 was for marketing CTE programs for all sectors.

General Training, Retraining, Educational Initiatives & Operational Expenses

Academic Year 2020 Progress Report (July 1, 2019 - June 30, 2020)	Advanced Manufacturing	Information Technology	Biotech	Nursing	Renewable Energy	Combination of Target Areas	Total Target Areas	Non-Target Areas	Total
Actual FY 2020 Expenditures by Targeted Industry Cluster									
Total Expended per Target	$ 42,978	$ -	$ -	$ 92,319	$ -	$ -	$ 135,296	$ 2,392	$ 137,688
Percentage of Total Expended	31%	0%	0%	67%	0%	0%	98%	2%	100%
Expenditures by Category (Break down Actual Expenditures into Categories by Industry Cluster)									
Salaries (Direct Program Staff/Faculty)	$ -	$ -	$ -	$ 62,319	$ -	$ -	$ 62,319	$ -	$ 62,319
Contract Training Expenses	$ 42,978	$ -	$ -	$ 30,000	$ -	$ -	$ 72,978	$ 2,392	$ 75,370
Curriculum Development	$ -	$ -	$ -	$ -	$ -	$ -	$ -	$ -	$ -
Tuition Assistance	$ -	$ -	$ -	$ -	$ -	$ -	$ -	$ -	$ -
Marketing	$ -	$ -	$ -	$ -	$ -	$ -	$ -	$ -	$ -
Instructional Materials/Supplies	$ -	$ -	$ -	$ -	$ -	$ -	$ -	$ -	$ -
Equipment	$ -	$ -	$ -	$ -	$ -	$ -	$ -	$ -	$ -
Travel	$ -	$ -	$ -	$ -	$ -	$ -	$ -	$ -	$ -
Other (please specify at bottom of sheet)	$ -	$ -	$ -	$ -	$ -	$ -	$ -	$ -	$ -
Total Expenditures (match to line 4)	$ 42,978	$ -	$ -	$ 92,319	$ -	$ -	$ 135,296	$ 2,392	$ 137,688

Each training program has individual requirements for completion. Therefore, participants and completers may start and end in different fiscal years and should not be compared.

Please enter the participants (those who entered the program) by appropriate group served

Total Number of Participants (Applicable)

Businesses	40
Students/Employees	170
Total Participants per Program	210

Please enter the Total Number of Program Completers

Number of Completers

Total Completers (Students/Employees only)	150

Hawkeye Community College (HCC)

Career Academies

Academic Year 2020 Progress Report (July 1, 2019 - June 30, 2020)	Advanced Manufacturing	Information Technology	Biotech	Nursing	Renewable Energy	Combination of Target Areas	Total Target Areas	Non-Target Areas	Total
Actual FY 2020 Expenditures by Targeted Industry Cluster									
Total Expended per Target	$ -	$ -	$ -	$ -	$ -	$ 162,887	$ 162,887	$ -	$ 162,887
Percentage of Total Expended	0%	0%	0%	0%	0%	100%	100%	0%	100%
Expenditures by Category (Break down Actual Expenditures into Categories by Industry Cluster)									
Salaries (Direct Program Staff/Faculty)	$ -	$ -	$ -	$ -	$ -	$ 120,089	$ 120,089	$ -	$ 120,089
Contract Training Expenses	$ -	$ -	$ -	$ -	$ -	$ -	$ -	$ -	$ -
Curriculum Development	$ -	$ -	$ -	$ -	$ -	$ 31,374	$ 31,374	$ -	$ 31,374
Tuition Assistance	$ -	$ -	$ -	$ -	$ -	$ -	$ -	$ -	$ -
Marketing	$ -	$ -	$ -	$ -	$ -	$ -	$ -	$ -	$ -
Instructional Materials/Supplies	$ -	$ -	$ -	$ -	$ -	$ 454	$ 454	$ -	$ 454
Equipment	$ -	$ -	$ -	$ -	$ -	$ -	$ -	$ -	$ -
Travel	$ -	$ -	$ -	$ -	$ -	$ -	$ -	$ -	$ -
Other (please specify at bottom of sheet)	$ -	$ -	$ -	$ -	$ -	$ 10,970	$ 10,970	$ -	$ 10,970
Total Expenditures (match to line 4)	$ -	$ -	$ -	$ -	$ -	$ 162,887	$ 162,887	$ -	$ 162,887

Each training program has individual requirements for completion. Therefore, participants and completers may start and end in different fiscal years and should not be compared.

Please enter the participants (those who entered the program) by appropriate group served

Total Number of Participants (Applicable)

Businesses	0
Students/Employees	1,031
Total Participants per Program	1,031

Please enter the Total Number of Program Completers

Number of Completers

Total Completers (Students/Employees only)	1,001

Details for the combination of target areas expense category: A portion of learning intermediaries, dean of transitional programs and STEMi salaries.
Details for the Other expense category: Expenses related to the informatics database and learning intermediary expenses.

Career & Technical Education (CTE)

Academic Year 2020 Progress Report (July 1, 2019 - June 30, 2020)	Advanced Manufacturing	Information Technology	Biotech	Nursing	Renewable Energy	Combination of Target Areas	Total Target Areas	Non-Target Areas	Total
Actual FY 2020 Expenditures by Targeted Industry Cluster									
Total Expended per Target	$ 27,878	$ -	$ 1,250	$ 114,420	$ -	$ 92,176	$ 235,724	$ 44,755	$ 280,479
Percentage of Total Expended	10%	0%	0%	41%	0%	33%	84%	16%	100%
Expenditures by Category (Break down Actual Expenditures into Categories by Industry Cluster)									
Salaries (Direct Program Staff/Faculty)	$ -	$ -	$ -	$ 32,759	$ -	$ 92,176	$ 124,935	$ -	$ 124,935
Contract Training Expenses	$ 1,463	$ -	$ -	$ -	$ -	$ -	$ 1,463	$ -	$ 1,463
Curriculum Development	$ -	$ -	$ -	$ -	$ -	$ -	$ -	$ -	$ -
Tuition Assistance	$ -	$ -	$ -	$ -	$ -	$ -	$ -	$ -	$ -
Marketing	$ -	$ -	$ -	$ -	$ -	$ -	$ -	$ -	$ -
Instructional Materials/Supplies	$ -	$ -	$ -	$ -	$ -	$ -	$ -	$ -	$ -
Equipment	$ 23,495	$ -	$ 1,250	$ 81,661	$ -	$ -	$ 106,406	$ 44,755	$ 151,161
Travel	$ -	$ -	$ -	$ -	$ -	$ -	$ -	$ -	$ -
Other (please specify at bottom of sheet)	$ 2,920	$ -	$ -	$ -	$ -	$ -	$ 2,920	$ -	$ 2,920
Total Expenditures (match to line 4)	$ 27,878	$ -	$ 1,250	$ 114,420	$ -	$ 92,176	$ 235,724	$ 44,755	$ 280,479

Each training program has individual requirements for completion. Therefore, participants and completers may start and end in different fiscal years and should not be compared.

Please enter the participants (those who entered the program) by appropriate group served

Total Number of Participants (Applicable)

Businesses	0
Students/Employees	861
Total Participants per Program	861

Please enter the Total Number of Program Completers

Number of Completers

Total Completers (Students/Employees only)	347

Details for the combination of target areas expense category: Diesel truck technology, agricultural power technology, criminal justice, police science, landscape and turf management, natural resource management and automotive technology programs. Combination salaries include: part of dean of transitional programs and the program manager and IBEST instructors.
Details for the Other expense category: Advanced manufacturing for immersive annual maintenance agreement.

Hawkeye Community College (HCC)

General Training, Retraining, Educational Initiatives & Operational Expenses

Academic Year 2020 Progress Report (July 1, 2019 - June 30, 2020)	Advanced Manufacturing	Information Technology	Biotech	Nursing	Renewable Energy	Combination of Target Areas	Total Target Areas	Non-Target Areas	Total
Actual FY 2020 Expenditures by Targeted Industry Cluster									
Total Expended per Target	$ 50,189	$ 62,226	$ -	$ 74,247	$ -	$ -	$ 186,662	$ 134,995	$ 321,657
Percentage of Total Expended	16%	19%	0%	23%	0%	0%	58%	42%	100%
Expenditures by Category (Break down Actual Expenditures into Categories by Industry Cluster)									
Salaries (Direct Program Staff/Faculty)	$ -	$ 62,140	$ -	$ 70,119	$ -	$ -	$ 132,259	$ 84,912	$ 217,172
Contract Training Expenses	$ 48,325	$ -	$ -	$ 4,000	$ -	$ -	$ 52,325	$ 12,000	$ 64,325
Curriculum Development	$ -	$ -	$ -	$ -	$ -	$ -	$ -	$ -	$ -
Tuition Assistance	$ -	$ -	$ -	$ -	$ -	$ -	$ -	$ -	$ -
Marketing	$ -	$ -	$ -	$ -	$ -	$ -	$ -	$ -	$ -
Instructional Materials/Supplies	$ 1,865	$ -	$ -	$ -	$ -	$ -	$ 1,865	**$ 32,790**	$ 34,655
Equipment	$ -	$ 86	$ -	$ -	$ -	$ -	$ 86	$ 5,292	$ 5,378
Travel	$ -	$ -	$ -	$ 128	$ -	$ -	$ 128	$ -	$ 128
Other (please specify at bottom of sheet)	$ -	$ -	$ -	$ -	$ -	$ -	$ -	$ -	$ -
Total Expenditures (match to line 4)	$ 50,189	$ 62,226	$ -	$ 74,247	$ -	$ -	$ 186,662	$ 134,995	$ 321,657

Each training program has individual requirements for completion. Therefore, participants and completers may start and end in different fiscal years and should not be compared.

Please enter the participants (those who entered the program) by appropriate group served

Total Number of Participants (Applicable)

Businesses	81
Students/Employees	905
Total Participants per Program	986

Please enter the Total Number of Program Completers

Number of Completers

Total Completers (Students/Employees only)	905

Gap Tuition Assistance

Academic Year 2020 Progress Report (July 1, 2019 - June 30, 2020)	Advanced Manufacturing	Information Technology	Biotech	Nursing	Renewable Energy	Combination of Target Areas	Total Target Areas	Non-Target Areas	Total
Actual FY 2020 Expenditures by Targeted Industry Cluster									
Total Expended per Target	$ 25,220	$ 18,767	$ -	$ 41,754	$ -	$ -	$ 85,741	$ 422	$ 86,163
Percentage of Total Expended	29%	22%	0%	48%	0%	0%	100%	0%	100%
Expenditures by Category (Break down Actual Expenditures into Categories by Industry Cluster)									
Salaries	$ -	$ -	$ -	$ -	$ -	$ -	$ -	$ -	$ -
Contract Training Expenses	$ -	$ -	$ -	$ -	$ -	$ -	$ -	$ -	$ -
Curriculum Development	$ -	$ -	$ -	$ -	$ -	$ -	$ -	$ -	$ -
Tuition Assistance	$ 25,220	$ 18,767	$ -	$ 41,754	$ -	$ -	$ 85,741	$ 422	$ 86,163
Marketing	$ -	$ -	$ -	$ -	$ -	$ -	$ -	$ -	$ -
Instructional Materials/Supplies	$ -	$ -	$ -	$ -	$ -	$ -	$ -	$ -	$ -
Equipment	$ -	$ -	$ -	$ -	$ -	$ -	$ -	$ -	$ -
Travel	$ -	$ -	$ -	$ -	$ -	$ -	$ -	$ -	$ -
Other (please specify at bottom of sheet)	$ -	$ -	$ -	$ -	$ -	$ -	$ -	$ -	$ -
Total Expenditures (match to line 4)	$ 25,220	$ 18,767	$ -	$ 41,754	$ -	$ -	$ 85,741	$ 422	$ 86,163

Each training program has individual requirements for completion. Therefore, participants and completers may start and end in different fiscal years and should not be compared.

Please enter the participants (those who entered the program) by appropriate group served

Total Number of Participants (Applicable)

Businesses	0
Students/Employees	42
Total Participants per Program	42

Please enter the Total Number of Program Completers

Number of Completers

Total Completers (Students/Employees only)	42

Eastern Iowa Community Colleges (EICC)

Career Academies

Fiscal Year 2019 Progress Report (July 1, 2018 - June 30, 2019)	Advanced Manufacturing	Information Technology	Biotech	Nursing	Renewable Energy	Combination of Target Areas	Total Target Areas	Non-Target Areas	Total
Actual FY 2019 Expenditures by Targeted Industry Cluster									
Total Expended per Target	$ 25,046	$ 12,523	$ -	$ 12,523	$ -	$ 12,523	$ 62,614	$ 76,529	$ 139,143
Percentage of Total Expended	18%	9%	0%	9%	0%	9%	45%	55%	100%
Expenditures by Category (Break down Actual Expenditures into Categories by Industry Cluster)									
Salaries (Direct Program Staff/Faculty)	$ 24,570	$ 12,285	$ -	$ 12,285	$ -	$ 12,285	$ 61,425	$ 75,075	$ 136,500
Contract Training Expenses	$ -	$ -	$ -	$ -	$ -	$ -	$ -	$ -	$ -
Curriculum Development	$ -	$ -	$ -	$ -	$ -	$ -	$ -	$ -	$ -
Tuition Assistance	$ -	$ -	$ -	$ -	$ -	$ -	$ -	$ -	$ -
Marketing	$ -	$ -	$ -	$ -	$ -	$ -	$ -	$ -	$ -
Instructional Materials/Supplies	$ 121	$ 60	$ -	$ 60	$ -	$ 60	$ 302	$ 369	$ 670
Equipment	$ -	$ -	$ -	$ -	$ -	$ -	$ -	$ -	$ -
Travel	$ 355	$ 178	$ -	$ 178	$ -	$ 178	$ 888	$ 1,085	$ 1,973
Other (please specify at bottom of sheet)	$ -	$ -	$ -	$ -	$ -	$ -	$ -	$ -	$ -
Total Expenditures (match to line 4)	$ 25,046	$ 12,523	$ -	$ 12,523	$ -	$ 12,523	$ 62,614	$ 76,529	$ 139,143

Each training program has individual requirements for completion. Therefore, participants and completers may start and end in different fiscal years and should not be compared.

Please enter the participants (those who entered the program) by appropriate group served Total Number of Participants (Applicable)	
Businesses	8
Students/Employees	73
Total Participants per Program	81

Please enter the Total Number of Program Completers Number of Completers	
Total Completers (Students/Employees only)	8

Details for the combination of target areas expense category: Salaries, instructional materials and travel for instructors for a combination of targeted area programs.

Career & Technical Education (CTE)

Fiscal Year 2019 Progress Report (July 1, 2018 - June 30, 2019)	Advanced Manufacturing	Information Technology	Biotech	Nursing	Renewable Energy	Combination of Target Areas	Total Target Areas	Non-Target Areas	Total
Actual FY 2019 Expenditures by Targeted Industry Cluster									
Total Expended per Target	$ -	$ 74,035	$ -	$ 379,759	$ -	$ 230,762	$ 684,557	$ 31,575	$ 716,131
Percentage of Total Expended	0%	10%	0%	53%	0%	32%	96%	4%	100%
Expenditures by Category (Break down Actual Expenditures into Categories by Industry Cluster)									
Salaries (Direct Program Staff/Faculty)	$ -	$ 74,035	$ -	$ 343,482	$ -	$ 85,738	$ 503,255	$ 19,619	$ 522,874
Contract Training Expenses	$ -	$ -	$ -	$ 29,532	$ -	$ -	$ 29,532	$ 3,000	$ 32,532
Curriculum Development	$ -	$ -	$ -	$ -	$ -	$ -	$ -	$ -	$ -
Tuition Assistance	$ -	$ -	$ -	$ -	$ -	$ 124,051	$ 124,051	$ -	$ 124,051
Marketing	$ -	$ -	$ -	$ -	$ -	$ -	$ -	$ -	$ -
Instructional Materials/Supplies	$ -	$ -	$ -	$ 2,546	$ -	$ 20,973	$ 23,519	$ 8,657	$ 32,177
Equipment	$ -	$ -	$ -	$ -	$ -	$ -	$ -	$ -	$ -
Travel	$ -	$ -	$ -	$ 4,200	$ -	$ -	$ 4,200	$ 298	$ 4,498
Other (please specify at bottom of sheet)	$ -	$ -	$ -	$ -	$ -	$ -	$ -	$ -	$ -
Total Expenditures (match to line 4)	$ -	$ 74,035	$ -	$ 379,759	$ -	$ 230,762	$ 684,557	$ 31,575	$ 716,131

Each training program has individual requirements for completion. Therefore, participants and completers may start and end in different fiscal years and should not be compared.

Please enter the participants (those who entered the program) by appropriate group served Total Number of Participants (Applicable)	
Businesses	0
Students/Employees	1,391
Total Participants per Program	1,391

Please enter the Total Number of Program Completers Number of Completers	
Total Completers (Students/Employees only)	309

Details for the combination of target areas expense category: Salaries, instructional materials and student tuition assistance for a combination of targeted area programs.

Eastern Iowa Community Colleges (EICC)

General Training, Retraining, Educational Initiatives & Operational Expenses

Fiscal Year 2019 Progress Report (July 1, 2018 - June 30, 2019)	Advanced Manufacturing	Information Technology	Biotech	Nursing	Renewable Energy	Combination of Target Areas	Total Target Areas	Non-Target Areas	Total
Actual FY 2019 Expenditures by Targeted Industry Cluster									
Total Expended per Target	$ 269,929	$ -	$ -	$ -	$ -	$ 20,739	$ 290,668	$ 17,151	$ 307,819
Percentage of Total Expended	88%	0%	0%	0%	0%	7%	94%	6%	100%
Expenditures by Category (Break down Actual Expenditures into Categories by Industry Cluster)									
Salaries (Direct Program Staff/Faculty)	$ -	$ -	$ -	$ -	$ -	$ -	$ -	$ 9,236	$ 9,236
Contract Training Expenses	$ 269,929	$ -	$ -	$ -	$ -	$ 20,739	$ 290,668	$ -	$ 290,668
Curriculum Development	$ -	$ -	$ -	$ -	$ -	$ -	$ -	$ -	$ -
Tuition Assistance	$ -	$ -	$ -	$ -	$ -	$ -	$ -	$ -	$ -
Marketing	$ -	$ -	$ -	$ -	$ -	$ -	$ -	$ -	$ -
Instructional Materials/Supplies	$ -	$ -	$ -	$ -	$ -	$ -	$ -	$ 7,915	$ 7,915
Equipment	$ -	$ -	$ -	$ -	$ -	$ -	$ -	$ -	$ -
Travel	$ -	$ -	$ -	$ -	$ -	$ -	$ -	$ -	$ -
Other (please specify at bottom of sheet)	$ -	$ -	$ -	$ -	$ -	$ -	$ -	$ -	$ -
Total Expenditures (match to line 4)	$ 269,929	$ -	$ -	$ -	$ -	$ 20,739	$ 290,668	$ 17,151	$ 307,819

Each training program has individual requirements for completion. Therefore, participants and completers may start and end in different fiscal years and should not be compared.

Please enter the participants (those who entered the program) by appropriate group served

	Total Number of Participants (Applicable)
Businesses	21
Students/Employees	2,533
Total Participants per Program	2,554

Please enter the Total Number of Program Completers

	Number of Completers
Total Completers (Students/Employees only)	0

Details for the combination of target areas expense category: Contract training expenses for a combination of targeted area programs.

Kirkwood Community College (KCC)

Career Academies

Academic Year 2020 Progress Report (July 1, 2019 - June 30, 2020)	Advanced Manufacturing	Information Technology	Biotech	Nursing	Renewable Energy	Combination of Target Areas	Total Target Areas	Non-Target Areas	Total
Actual FY 2020 Expenditures by Targeted Industry Cluster									
Total Expended per Target	$ 55,311	$ -	$ -	$ 31,031	$ -	$ 322,320	$ 408,662	$ 190,600	$ 599,262
Percentage of Total Expended	9%	0%	0%	5%	0%	54%	68%	32%	100%
Expenditures by Category (Break down Actual Expenditures into Categories by Industry Cluster)									
Salaries (Direct Program Staff/Faculty)	$ 55,311	$ -	$ -	$ 25,124	$ -	$ 229,425	$ 309,860	$ 178,400	$ 488,261
Contract Training Expenses	$ -	$ -	$ -	$ 95	$ -	$ 29,900	$ 29,995	$ 5,420	$ 35,415
Curriculum Development	$ -	$ -	$ -	$ -	$ -	$ -	$ -	$ -	$ -
Tuition Assistance	$ -	$ -	$ -	$ -	$ -	$ 9,272	$ 9,272	$ -	$ 9,272
Marketing	$ -	$ -	$ -	$ -	$ -	$ 25	$ 25	$ -	$ 25
Instructional Materials/Supplies	$ -	$ -	$ -	$ 3,602	$ -	$ 21,702	$ 25,304	$ 6,779	$ 32,083
Equipment	$ -	$ -	$ -	$ -	$ -	$ 2,139	$ 2,139	$ -	$ 2,139
Travel	$ -	$ -	$ -	$ 2,209	$ -	$ 8,061	$ 10,271	$ -	$ 10,271
Other (please specify at bottom of sheet)	$ -	$ -	$ -	$ -	$ -	$ 21,796	$ 21,796	$ -	$ 21,796
Total Expenditures (match to line 4)	$ 55,311	$ -	$ -	$ 31,031	$ -	$ 322,320	$ 408,662	$ 190,600	$ 599,262

Each training program has individual requirements for completion. Therefore, participants and completers may start and end in different fiscal years and should not be compared.

Please enter the participants (those who entered the program) by appropriate group served

	Total Number of Participants (Applicable)
Businesses	1,148
Students/Employees	9,727
Total Participants per Program	10,875

Please enter the Total Number of Program Completers

	Number of Completers
Total Completers (Students/Employees only)	9,299

Details for the combination of target areas expense category: Training stipends, professional services, rental fees, meetings and workshop expenses, membership fees, annual maintenance and repairs.

Career & Technical Education (CTE)

Academic Year 2020 Progress Report (July 1, 2019 - June 30, 2020)	Advanced Manufacturing	Information Technology	Biotech	Nursing	Renewable Energy	Combination of Target Areas	Total Target Areas	Non-Target Areas	Total
Actual FY 2020 Expenditures by Targeted Industry Cluster									
Total Expended per Target	$ 12,154	$ 145,195	$ 94,694	$ 330,610	$ -	$ 86,256	$ 668,909	$ 107,306	$ 776,215
Percentage of Total Expended	2%	19%	12%	43%	0%	11%	86%	14%	100%
Expenditures by Category (Break down Actual Expenditures into Categories by Industry Cluster)									
Salaries (Direct Program Staff/Faculty)	$ 9,135	$ 135,022	$ 79,957	$ 262,147	$ -	$ 80,124	$ 566,385	$ 101,174	$ 667,558
Contract Training Expenses	$ 1,130	$ 1,130	$ 50	$ 41,248	$ -	$ 2,071	$ 45,628	$ 2,071	$ 47,698
Curriculum Development	$ -	$ -	$ -	$ -	$ -	$ -	$ -	$ -	$ -
Tuition Assistance	$ -	$ -	$ -	$ -	$ -	$ -	$ -	$ -	$ -
Marketing	$ -	$ -	$ -	$ -	$ -	$ -	$ -	$ -	$ -
Instructional Materials/Supplies	$ -	$ 156	$ 14,260	$ 25,799	$ -	$ 18	$ 40,233	$ 18	$ 40,251
Equipment	$ -	$ -	$ -	$ -	$ -	$ -	$ -	$ -	$ -
Travel	$ 1,890	$ 6,571	$ 128	$ 879	$ -	$ 1,378	$ 10,846	$ 1,378	$ 12,224
Other (please specify at bottom of sheet)	$ -	$ 2,316	$ 300	$ 537	$ -	$ 2,665	$ 5,818	$ 2,665	$ 8,483
Total Expenditures (match to line 4)	$ 12,154	$ 145,195	$ 94,694	$ 330,610	$ -	$ 86,256	$ 668,909	$ 107,306	$ 776,215

Each training program has individual requirements for completion. Therefore, participants and completers may start and end in different fiscal years and should not be compared.

Please enter the participants (those who entered the program) by appropriate group served

	Total Number of Participants (Applicable)
Businesses	899
Students/Employees	10,147
Total Participants per Program	11,046

Please enter the Total Number of Program Completers

	Number of Completers
Total Completers (Students/Employees only)	7,249

Details for the combination of target areas expense category: Training stipends, professional services, rental fees, meetings and workshop expenses, membership fees, annual maintenance and repairs.

Kirkwood Community College (KCC)

General Training, Retraining, Educational Initiatives & Operational Expenses

Academic Year 2020 Progress Report (July 1, 2019 - June 30, 2020)	Advanced Manufacturing	Information Technology	Biotech	Nursing	Renewable Energy	Combination of Target Areas	Total Target Areas	Non-Target Areas	Total
Actual FY 2020 Expenditures by Targeted Industry Cluster									
Total Expended per Target	$ 38,225	$ 51,336	$ -	$ 35,690	$ -	$ 218,736	$ 343,987	$ 123,358	$ 467,344
Percentage of Total Expended	8%	11%	0%	8%	0%	47%	74%	26%	100%
Expenditures by Category (Break down Actual Expenditures into Categories by Industry Cluster)									
Salaries (Direct Program Staff/Faculty)	$ 32,582	$ 45,860	$ -	$ 30,088	$ -	$ 41,412	$ 149,941	$ 98,831	$ 248,772
Contract Training Expenses	$ 59	$ 35	$ -	$ 53	$ -	$ 119,188	$ 119,334	$ 41	$ 119,374
Curriculum Development	$ -	$ -	$ -	$ -	$ -	$ -	$ -	$ -	$ -
Tuition Assistance	$ -	$ -	$ -	$ -	$ -	$ -	$ -	$ -	$ -
Marketing	$ 4,330	$ 4,330	$ -	$ 4,330	$ -	$ 4,330	$ 17,321	$ 4,700	$ 22,021
Instructional Materials/Supplies	$ 278	$ 256	$ -	$ 272	$ -	$ 239	$ 1,045	$ 7,189	$ 8,234
Equipment	$ -	$ -	$ -	$ -	$ -	$ -	$ -	$ -	$ -
Travel	$ 217	$ 95	$ -	$ 187	$ -	$ 4	$ 503	$ 225	$ 728
Other (please specify at bottom of sheet)	$ 760	$ 760	$ -	$ 760	$ -	$ 53,563	$ 55,843	$ 12,371	$ 68,214
Total Expenditures (match to line 4)	$ 38,225	$ 51,336	$ -	$ 35,690	$ -	$ 218,736	$ 343,987	$ 123,358	$ 467,344

Each training program has individual requirements for completion. Therefore, participants and completers may start and end in different fiscal years and should not be compared.

Please enter the participants (those who entered the program) by appropriate group served

	Total Number of Participants (Applicable)
Businesses	127
Students/Employees	13,841
Total Participants per Program	13,968

Please enter the Total Number of Program Completers

	Number of Completers
Total Completers (Students/Employees only)	13,841

Details for the combination of target areas expense category: Training stipends, professional services, rental fees, meetings and workshop expenses, membership fees, annual maintenance and repairs.

Pathways for Academic Career & Employment (PACE)(260H)

Academic Year 2020 Progress Report (July 1, 2019 - June 30, 2020)	Advanced Manufacturing	Information Technology	Biotech	Nursing	Renewable Energy	Combination of Target Areas	Total Target Areas	Non-Target Areas	Total
Actual FY 2020 Expenditures by Targeted Industry Cluster									
Total Expended per Target	$ -	$ -	$ -	$ -	$ -	$ 9,866	$ 9,866	$ -	$ 9,866
Percentage of Total Expended	0%	0%	0%	0%	0%	100%	100%	0%	100%
Expenditures by Category (Break down Actual Expenditures into Categories by Industry Cluster)									
Salaries	$ -	$ -	$ -	$ -		$ -	$ -	$ -	$ -
Contract Training Expenses	$ -	$ -	$ -	$ -	$ -	$ -	$ -	$ -	$ -
Curriculum Development	$ -	$ -	$ -	$ -	$ -	$ -	$ -	$ -	$ -
Tuition Assistance	$ -	$ -	$ -	$ -	$ -	$ 8,791	$ 8,791	$ -	$ 8,791
Marketing	$ -	$ -	$ -	$ -	$ -	$ -	$ -	$ -	$ -
Instructional Materials/Supplies	$ -	$ -	$ -	$ -	$ -	$ -	$ -	$ -	$ -
Equipment	$ -	$ -	$ -	$ -	$ -	$ -	$ -	$ -	$ -
Travel	$ -	$ -	$ -	$ -	$ -	$ 1,075	$ 1,075	$ -	$ 1,075
Other (please specify at bottom of sheet)	$ -	$ -	$ -	$ -	$ -	$ -	$ -	$ -	$ -
Total Expenditures (match to line 4)	$ -	$ -	$ -	$ -	$ -	$ 9,866	$ 9,866	$ -	$ 9,866

Each training program has individual requirements for completion. Therefore, participants and completers may start and end in different fiscal years and should not be compared.

Please enter the participants (those who entered the program) by appropriate group served

	Total Number of Participants (Applicable)
Businesses	0
Students/Employees	21
Total Participants per Program	21

Please enter the Total Number of Program Completers

	Number of Completers
Total Completers (Students/Employees only)	21

Details for the combination of target areas expense category: Paid student tuition for a combination of targeted area programs.

Des Moines Area Community College (DMACC)

Career Academies

Academic Year 2020 Progress Report (July 1, 2019 - June 30, 2020)	Advanced Manufacturing	Information Technology	Biotech	Nursing	Renewable Energy	Combination of Target Areas	Total Target Areas	Non-Target Areas	Total
Actual FY 2020 Expenditures by Targeted Industry Cluster									
Total Expended per Target	$ 211,782	$ 106,720	$ -	$ 484,259	$ -	$ -	$ 802,761	$ 1,827	$ 804,588
Percentage of Total Expended	26%	13%	0%	60%	0%	0%	100%	0%	100%
Expenditures by Category (Break down Actual Expenditures into Categories by Industry Cluster)									
Salaries (Direct Program Staff/Faculty)	$ 200,376	$ 96,256	$ -	$ 465,741	$ -	$ -	$ 762,373	$ -	$ 762,373
Contract Training Expenses	$ -	$ -	$ -	$ -	$ -	$ -	$ -	$ -	$ -
Curriculum Development	$ -	$ -	$ -	$ -	$ -	$ -	$ -	$ -	$ -
Tuition Assistance	$ -	$ -	$ -	$ -	$ -	$ -	$ -	$ -	$ -
Marketing	$ 933	$ 10,464	$ -	$ -	$ -	$ -	$ 11,397	$ 1,827	$ 13,224
Instructional Materials/Supplies	$ 10,473	$ -	$ -	$ 18,518	$ -	$ -	$ 28,991	$ -	$ 28,991
Equipment	$ -	$ -	$ -	$ -	$ -	$ -	$ -	$ -	$ -
Travel	$ -	$ -	$ -	$ -	$ -	$ -	$ -	$ -	$ -
Other (please specify at bottom of sheet)	$ -	$ -	$ -	$ -	$ -	$ -	$ -	$ -	$ -
Total Expenditures (match to line 4)	$ 211,782	$ 106,720	$ -	$ 484,259	$ -	$ -	$ 802,761	$ 1,827	$ 804,588

Each training program has individual requirements for completion. Therefore, participants and completers may start and end in different fiscal years and should not be compared.

Please enter the participants (those who entered the program) by appropriate group served	Total Number of Participants (Applicable)
Businesses	0
Students/Employees	2,526
Total Participants per Program	2,526

Please enter the Total Number of Program Completers	Number of Completers
Total Completers (Students/Employees only)	2,255

Career & Technical Education (CTE)

Academic Year 2020 Progress Report (July 1, 2019 - June 30, 2020)	Advanced Manufacturing	Information Technology	Biotech	Nursing	Renewable Energy	Combination of Target Areas	Total Target Areas	Non-Target Areas	Total
Actual FY 2020 Expenditures by Targeted Industry Cluster									
Total Expended per Target	$ 684,303	$ 711,345	$ -	$ 526,211	$ 96,693	$ -	$ 2,018,552	$ 64,071	$ 2,082,622
Percentage of Total Expended	33%	34%	0%	25%	5%	0%	97%	3%	100%
Expenditures by Category (Break down Actual Expenditures into Categories by Industry Cluster)									
Salaries (Direct Program Staff/Faculty)	$ 480,127	$ 617,797	$ -	$ 396,479	$ 96,693	$ -	$ 1,591,096	$ -	$ 1,591,096
Contract Training Expenses	$ -	$ 31,500	$ -	$ -	$ -	$ -	$ 31,500	$ -	$ 31,500
Curriculum Development	$ -	$ -	$ -	$ -	$ -	$ -	$ -	$ -	$ -
Tuition Assistance	$ 12,102	$ 15,660	$ -	$ 46,525	$ -	$ -	$ 74,287	$ 45,866	$ 120,153
Marketing	$ 1,827	$ 1,827	$ -	$ 2,701	$ -	$ -	$ 6,355	$ -	$ 6,355
Instructional Materials/Supplies	$ 22,237	$ 18,205	$ -	$ 55,552	$ -	$ -	$ 95,994	$ 18,205	$ 114,198
Equipment	$ 168,010	$ 26,356	$ -	$ 24,954	$ -	$ -	$ 219,320	$ -	$ 219,320
Travel	$ -	$ -	$ -	$ -	$ -	$ -	$ -	$ -	$ -
Other (please specify at bottom of sheet)	$ -	$ -	$ -	$ -	$ -	$ -	$ -	$ -	$ -
Total Expenditures (match to line 4)	$ 684,303	$ 711,345	$ -	$ 526,211	$ 96,693	$ -	$ 2,018,552	$ 64,071	$ 2,082,622

Each training program has individual requirements for completion. Therefore, participants and completers may start and end in different fiscal years and should not be compared.

Please enter the participants (those who entered the program) by appropriate group served	Total Number of Participants (Applicable)
Businesses	148
Students/Employees	12,006
Total Participants per Program	12,154

Please enter the Total Number of Program Completers	Number of Completers
Total Completers (Students/Employees only)	10,630

Des Moines Area Community College (DMACC)

General Training, Retraining, Educational Initiatives & Operational Expenses

Academic Year 2020 Progress Report (July 1, 2019 - June 30, 2020)	Advanced Manufacturing	Information Technology	Biotech	Nursing	Renewable Energy	Combination of Target Areas	Total Target Areas	Non-Target Areas	Total
Actual FY 2020 Expenditures by Targeted Industry Cluster									
Total Expended per Target	$ 166,209	$ 327,972	$ -	$ 3,483	$ -	$ -	$ 497,664	$ 127,741	$ 625,405
Percentage of Total Expended	27%	52%	0%	1%	0%	0%	80%	20%	100%

Expenditures by Category (Break down Actual Expenditures into Categories by Industry Cluster)									
Salaries (Direct Program Staff/Faculty)	$ -	$ 252,116	$ -	$ -	$ -	$ -	$ 252,116	$ -	$ 252,116
Contract Training Expenses	$ 166,209	$ 75,856	$ -	$ 3,483	$ -	$ -	$ 245,548	$ 127,741	$ 373,289
Curriculum Development	$ -	$ -	$ -	$ -	$ -	$ -	$ -	$ -	$ -
Tuition Assistance	$ -	$ -	$ -	$ -	$ -	$ -	$ -	$ -	$ -
Marketing	$ -	$ -	$ -	$ -	$ -	$ -	$ -	$ -	$ -
Instructional Materials/Supplies	$ -	$ -	$ -	$ -	$ -	$ -	$ -	$ -	$ -
Equipment	$ -	$ -	$ -	$ -	$ -	$ -	$ -	$ -	$ -
Travel	$ -	$ -	$ -	$ -	$ -	$ -	$ -	$ -	$ -
Other (please specify at bottom of sheet)	$ -	$ -	$ -	$ -	$ -	$ -	$ -	$ -	$ -
Total Expenditures (match to line 4)	$ 166,209	$ 327,972	$ -	$ 3,483	$ -	$ -	$ 497,664	$ 127,741	$ 625,405

Each training program has individual requirements for completion. Therefore, participants and completers may start and end in different fiscal years and should not be compared.

Please enter the participants (those who entered the program) by appropriate group served	Total Number of Participants (Applicable)
Businesses	28
Students/Employees	1,406
Total Participants per Program	1,434

Please enter the Total Number of Program Completers	Number of Completers
Total Completers (Students/Employees only)	1,372

Western Iowa Tech Community College (WITCC)

Career Academies

Academic Year 2020 Progress Report (July 1, 2019 - June 30, 2020)	Advanced Manufacturing	Information Technology	Biotech	Nursing	Renewable Energy	Combination of Target Areas	Total Target Areas	Non-Target Areas	Total
Actual FY 2020 Expenditures by Targeted Industry Cluster									
Total Expended per Target	$ 211,782	$ 106,720	$ -	$ 484,259	$ -	$ -	$ 802,761	$ 1,827	$ 804,588
Percentage of Total Expended	26%	13%	0%	60%	0%	0%	100%	0%	100%
Expenditures by Category (Break down Actual Expenditures into Categories by Industry Cluster)									
Salaries (Direct Program Staff/Faculty)	$ 200,376	$ 96,256	$ -	$ 465,741	$ -	$ -	$ 762,373	$ -	$ 762,373
Contract Training Expenses	$ -	$ -	$ -	$ -	$ -	$ -	$ -	$ -	$ -
Curriculum Development	$ -	$ -	$ -	$ -	$ -	$ -	$ -	$ -	$ -
Tuition Assistance	$ -	$ -	$ -	$ -	$ -	$ -	$ -	$ -	$ -
Marketing	$ 933	$ 10,464	$ -	$ -	$ -	$ -	$ 11,397	$ 1,827	$ 13,224
Instructional Materials/Supplies	$ 10,473	$ -	$ -	$ 18,518	$ -	$ -	$ 28,991	$ -	$ 28,991
Equipment	$ -	$ -	$ -	$ -	$ -	$ -	$ -	$ -	$ -
Travel	$ -	$ -	$ -	$ -	$ -	$ -	$ -	$ -	$ -
Other (please specify at bottom of sheet)	$ -	$ -	$ -	$ -	$ -	$ -	$ -	$ -	$ -
Total Expenditures (match to line 4)	$ 211,782	$ 106,720	$ -	$ 484,259	$ -	$ -	$ 802,761	$ 1,827	$ 804,588

Each training program has individual requirements for completion. Therefore, participants and completers may start and end in different fiscal years and should not be compared.

Please enter the participants (those who entered the program) by appropriate group served

Total Number of Participants (Applicable)

Businesses	0
Students/Employees	2,526
Total Participants per Program	2,526

Please enter the Total Number of Program Completers

Number of Completers

Total Completers (Students/Employees only)	2,255

Career & Technical Education (CTE)

Academic Year 2020 Progress Report (July 1, 2019 - June 30, 2020)	Advanced Manufacturing	Information Technology	Biotech	Nursing	Renewable Energy	Combination of Target Areas	Total Target Areas	Non-Target Areas	Total
Actual FY 2020 Expenditures by Targeted Industry Cluster									
Total Expended per Target	$ 684,303	$ 711,345	$ -	$ 526,211	$ 96,693	$ -	$ 2,018,552	$ 64,071	$ 2,082,622
Percentage of Total Expended	33%	34%	0%	25%	5%	0%	97%	3%	100%
Expenditures by Category (Break down Actual Expenditures into Categories by Industry Cluster)									
Salaries (Direct Program Staff/Faculty)	$ 480,127	$ 617,797	$ -	$ 396,479	$ 96,693	$ -	$ 1,591,096	$ -	$ 1,591,096
Contract Training Expenses	$ -	$ 31,500	$ -	$ -	$ -	$ -	$ 31,500	$ -	$ 31,500
Curriculum Development	$ -	$ -	$ -	$ -	$ -	$ -	$ -	$ -	$ -
Tuition Assistance	$ 12,102	$ 15,660	$ -	$ 46,525	$ -	$ -	$ 74,287	$ 45,866	$ 120,153
Marketing	$ 1,827	$ 1,827	$ -	$ 2,701	$ -	$ -	$ 6,355	$ -	$ 6,355
Instructional Materials/Supplies	$ 22,237	$ 18,205	$ -	$ 55,552	$ -	$ -	$ 95,994	$ 18,205	$ 114,198
Equipment	$ 168,010	$ 26,356	$ -	$ 24,954	$ -	$ -	$ 219,320	$ -	$ 219,320
Travel	$ -	$ -	$ -	$ -	$ -	$ -	$ -	$ -	$ -
Other (please specify at bottom of sheet)	$ -	$ -	$ -	$ -	$ -	$ -	$ -	$ -	$ -
Total Expenditures (match to line 4)	$ 684,303	$ 711,345	$ -	$ 526,211	$ 96,693	$ -	$ 2,018,552	$ 64,071	$ 2,082,622

Each training program has individual requirements for completion. Therefore, participants and completers may start and end in different fiscal years and should not be compared.

Please enter the participants (those who entered the program) by appropriate group served

Total Number of Participants (Applicable)

Businesses	148
Students/Employees	12,006
Total Participants per Program	12,154

Please enter the Total Number of Program Completers

Number of Completers

Total Completers (Students/Employees only)	10,630

Western Iowa Tech Community College (WITCC)

General Training, Retraining, Educational Initiatives & Operational Expenses

Academic Year 2020 Progress Report (July 1, 2019 - June 30, 2020)	Advanced Manufacturing	Information Technology	Biotech	Nursing	Renewable Energy	Combination of Target Areas	Total Target Areas	Non-Target Areas	Total
Actual FY 2020 Expenditures by Targeted Industry Cluster									
Total Expended per Target	$ 166,209	$ 327,972	$ -	$ 3,483	$ -	$ -	$ 497,664	$ 127,741	$ 625,405
Percentage of Total Expended	27%	52%	0%	1%	0%	0%	80%	20%	100%

Expenditures by Category (Break down Actual Expenditures into Categories by Industry Cluster)									
Salaries (Direct Program Staff/Faculty)	$ -	$ 252,116	$ -	$ -	$ -	$ -	$ 252,116	$ -	$ 252,116
Contract Training Expenses	$ 166,209	$ 75,856	$ -	$ 3,483	$ -	$ -	$ 245,548	$ 127,741	$ 373,289
Curriculum Development	$ -	$ -	$ -	$ -	$ -	$ -	$ -	$ -	$ -
Tuition Assistance	$ -	$ -	$ -	$ -	$ -	$ -	$ -	$ -	$ -
Marketing	$ -	$ -	$ -	$ -	$ -	$ -	$ -	$ -	$ -
Instructional Materials/Supplies	$ -	$ -	$ -	$ -	$ -	$ -	$ -	$ -	$ -
Equipment	$ -	$ -	$ -	$ -	$ -	$ -	$ -	$ -	$ -
Travel	$ -	$ -	$ -	$ -	$ -	$ -	$ -	$ -	$ -
Other (please specify at bottom of sheet)	$ -	$ -	$ -	$ -	$ -	$ -	$ -	$ -	$ -
Total Expenditures (match to line 4)	$ 166,209	$ 327,972	$ -	$ 3,483	$ -	$ -	$ 497,664	$ 127,741	$ 625,405

Each training program has individual requirements for completion. Therefore, participants and completers may start and end in different fiscal years and should not be compared.

Please enter the participants (those who entered the program) by appropriate group served

	Total Number of Participants (Applicable)
Businesses	28
Students/Employees	1,406
Total Participants per Program	1,434

Please enter the Total Number of Program Completers

	Number of Completers
Total Completers (Students/Employees only)	1,372

Iowa Western Community College (IWCC)

Career & Technical Education (CTE)

Academic Year 2020 Progress Report (July 1, 2019 - June 30, 2020)	Advanced Manufacturing	Information Technology	Biotech	Nursing	Renewable Energy	Combination of Target Areas	Total Target Areas	Non-Target Areas	Total
Actual FY 2020 Expenditures by Targeted Industry Cluster									
Total Expended per Target	$ 126,668	$ -	$ -	$ 316,664	$ -	$ -	$ 443,332	$ 126,668	$ 570,000
Percentage of Total Expended	22%	0%	0%	56%	0%	0%	78%	22%	100%
Expenditures by Category (Break down Actual Expenditures into Categories by Industry Cluster)									
Salaries (Direct Program Staff/Faculty)	$ 126,668	$ -	$ -	$ 316,664	$ -	$ -	$ 443,332	$ 126,668	$ 570,000
Contract Training Expenses	$ -	$ -	$ -	$ -	$ -	$ -	$ -	$ -	$ -
Curriculum Development	$ -	$ -	$ -	$ -	$ -	$ -	$ -	$ -	$ -
Tuition Assistance	$ -	$ -	$ -	$ -	$ -	$ -	$ -	$ -	$ -
Marketing	$ -	$ -	$ -	$ -	$ -	$ -	$ -	$ -	$ -
Instructional Materials/Supplies	$ -	$ -	$ -	$ -	$ -	$ -	$ -	$ -	$ -
Equipment	$ -	$ -	$ -	$ -	$ -	$ -	$ -	$ -	$ -
Travel	$ -	$ -	$ -	$ -	$ -	$ -	$ -	$ -	$ -
Other (please specify at bottom of sheet)	$ -	$ -	$ -	$ -	$ -	$ -	$ -	$ -	$ -
Total Expenditures (match to line 4)	$ 126,668	$ -	$ -	$ 316,664	$ -	$ -	$ 443,332	$ 126,668	$ 570,000

Each training program has individual requirements for completion. Therefore, participants and completers may start and end in different fiscal years and should not be compared.

Please enter the participants (those who entered the program) by appropriate group served	Total Number of Participants (Applicable)
Businesses	0
Students/Employees	2,477
Total Participants per Program	2,477

Please enter the Total Number of Program Completers	Number of Completers
Total Completers (Students/Employees only)	2,154

General Training, Retraining, Educational Initiatives & Operational Expenses

Academic Year 2020 Progress Report (July 1, 2019 - June 30, 2020)	Advanced Manufacturing	Information Technology	Biotech	Nursing	Renewable Energy	Combination of Target Areas	Total Target Areas	Non-Target Areas	Total
Actual FY 2020 Expenditures by Targeted Industry Cluster									
Total Expended per Target	$ 344,805	$ -	$ -	$ -	$ -	$ 157,555	$ 502,360	$ 21,000	$ 523,360
Percentage of Total Expended	66%	0%	0%	0%	0%	30%	96%	4%	100%
Expenditures by Category (Break down Actual Expenditures into Categories by Industry Cluster)									
Salaries (Direct Program Staff/Faculty)	$ 31,864	$ -	$ -	$ -	$ -	$ 95,905	$ 127,769	$ -	$ 127,769
Contract Training Expenses	$ 159,639	$ -	$ -	$ -	$ -	$ -	$ 159,639	$ -	$ 159,639
Curriculum Development	$ -	$ -	$ -	$ -	$ -	$ -	$ -	$ -	$ -
Tuition Assistance	$ 131,558	$ -	$ -	$ -	$ -	$ -	$ 131,558	$ -	$ 131,558
Marketing	$ 225	$ -	$ -	$ -	$ -	$ 60,150	$ 60,375	$ 21,000	$ 81,375
Instructional Materials/Supplies	$ 10,069	$ -	$ -	$ -	$ -	$ -	$ 10,069	$ -	$ 10,069
Equipment	$ 1,890	$ -	$ -	$ -	$ -	$ -	$ 1,890	$ -	$ 1,890
Travel	$ 9,560	$ -	$ -	$ -	$ -	$ -	$ 9,560	$ -	$ 9,560
Other (please specify at bottom of sheet)	$ -	$ -	$ -	$ -	$ -	$ 1,500	$ 1,500	$ -	$ 1,500
Total Expenditures (match to line 4)	$ 344,805	$ -	$ -	$ -	$ -	$ 157,555	$ 502,360	$ 21,000	$ 523,360

Each training program has individual requirements for completion. Therefore, participants and completers may start and end in different fiscal years and should not be compared.

Please enter the participants (those who entered the program) by appropriate group served	Total Number of Participants (Applicable)
Businesses	10
Students/Employees	225
Total Participants per Program	235

Please enter the Total Number of Program Completers	Number of Completers
Total Completers (Students/Employees only)	229

Details for the combination of target areas expense category: Membership fee to LERN for continuing education and contract training. The $95,905 expenses in the combination column for salaries was a partial salary offset for staff that deal with projects from multiple targeted industries. The $60,150 expenses in the combination column for marketing was for marketing expenses for continuing education programs in the health and trades area. The remainder was for contract training marketing that primarily serves manufacturing but occasionally serves other target industries.

Iowa Western Community College (IWCC)

Entrepreneurship/Small Business Education

Academic Year 2020 Progress Report (July 1, 2019 - June 30, 2020)	Advanced Manufacturing	Information Technology	Biotech	Nursing	Renewable Energy	Combination of Target Areas	Total Target Areas	Non-Target Areas	Total
Actual FY 2020 Expenditures by Targeted Industry Cluster									
Total Expended per Target	$ -	$ -	$ -	$ -	$ -	$ 21,804	$ 21,804	$ 21,803	$ 43,607
Percentage of Total Expended	0%	0%	0%	0%	0%	50%	50%	50%	100%
Expenditures by Category (Break down Actual Expenditures into Categories by Industry Cluster)									
Salaries	$ -	$ -	$ -	$ -	$ -	$ -	$ -	$ -	$ -
Contract Training Expenses	$ -	$ -	$ -	$ -	$ -	$ -	$ -	$ -	$ -
Curriculum Development	$ -	$ -	$ -	$ -	$ -	$ -	$ -	$ -	$ -
Tuition Assistance	$ -	$ -	$ -	$ -	$ -	$ -	$ -	$ -	$ -
Marketing	$ -	$ -	$ -	$ -	$ -	$ 508	$ 508	$ 508	$ 1,016
Instructional Materials/Supplies	$ -	$ -	$ -	$ -	$ -	$ -	$ -	$ -	$ -
Equipment	$ -	$ -	$ -	$ -	$ -	$ -	$ -	$ -	$ -
Travel	$ -	$ -	$ -	$ -	$ -	$ -	$ -	$ -	$ -
Other (please specify at bottom of sheet)	$ -	$ -	$ -	$ -	$ -	$ 21,296	$ 21,296	$ 21,295	$ 42,591
Total Expenditures (match to line 4)	$ -	$ -	$ -	$ -	$ -	$ 21,804	$ 21,804	$ 21,803	$ 43,607

Each training program has individual requirements for completion. Therefore, participants and completers may start and end in different fiscal years and should not be compared.

Please enter the participants (those who entered the program) by appropriate group served

	Total Number of Participants (Applicable)
Businesses	211
Students/Employees	316
Total Participants per Program	527

Please enter the Total Number of Program Completers

	Number of Completers
Total Completers (Students/Employees only)	527

Details for the other expense category: Cash match for the Small Business Development Center program. The $508.00 in the combination column for marketing was the expense for prizes for winning participants in the Minding My Own Business entrepreneurial kick off.

Southwestern Community College (SWCC)

Career Academies

Academic Year 2020 Progress Report (July 1, 2019 - June 30, 2020)	Advanced Manufacturing	Information Technology	Biotech	Nursing	Renewable Energy	Combination of Target Areas	Total Target Areas	Non-Target Areas	Total
Actual FY 2020 Expenditures by Targeted Industry Cluster									
Total Expended per Target	$ 71,410	$ -	$ -	$ 35,523	$ -	$ -	$ 106,933	$ -	$ 106,933
Percentage of Total Expended	67%	0%	0%	33%	0%	0%	100%	0%	100%
Expenditures by Category (Break down Actual Expenditures into Categories by Industry Cluster)									
Salaries (Direct Program Staff/Faculty)	$ 71,410	$ -	$ -	$ 35,523	$ -	$ -	$ 106,933	$ -	$ 106,933
Contract Training Expenses	$ -	$ -	$ -	$ -	$ -	$ -	$ -	$ -	$ -
Curriculum Development	$ -	$ -	$ -	$ -	$ -	$ -	$ -	$ -	$ -
Tuition Assistance	$ -	$ -	$ -	$ -	$ -	$ -	$ -	$ -	$ -
Marketing	$ -	$ -	$ -	$ -	$ -	$ -	$ -	$ -	$ -
Instructional Materials/Supplies	$ -	$ -	$ -	$ -	$ -	$ -	$ -	$ -	$ -
Equipment	$ -	$ -	$ -	$ -	$ -	$ -	$ -	$ -	$ -
Travel	$ -	$ -	$ -	$ -	$ -	$ -	$ -	$ -	$ -
Other (please specify at bottom of sheet)	$ -	$ -	$ -	$ -	$ -	$ -	$ -	$ -	$ -
Total Expenditures (match to line 4)	$ 71,410	$ -	$ -	$ 35,523	$ -	$ -	$ 106,933	$ -	$ 106,933

Each training program has individual requirements for completion. Therefore, participants and completers may start and end in different fiscal years and should not be compared.

Please enter the participants (those who entered the program) by appropriate group served

Total Number of Participants (Applicable)

Businesses	5
Students/Employees	165
Total Participants per Program	170

Please enter the Total Number of Program Completers

Number of Completers

Total Completers (Students/Employees only)	165

Career & Technical Education Programs (CTE)

Academic Year 2020 Progress Report (July 1, 2019 - June 30, 2020)	Advanced Manufacturing	Information Technology	Biotech	Nursing	Renewable Energy	Combination of Target Areas	Total Target Areas	Non-Target Areas	Total
Actual FY 2020 Expenditures by Targeted Industry Cluster									
Total Expended per Target	$ -	$ -	$ 86,744	$ 44,079	$ -	$ -	$ 130,823	$ -	$ 130,823
Percentage of Total Expended	0%	0%	66%	34%	0%	0%	100%	0%	100%
Expenditures by Category (Break down Actual Expenditures into Categories by Industry Cluster)									
Salaries (Direct Program Staff/Faculty)	$ -	$ -	$ 86,744	$ 44,079	$ -	$ -	$ 130,823	$ -	$ 130,823
Contract Training Expenses	$ -	$ -	$ -	$ -	$ -	$ -	$ -	$ -	$ -
Curriculum Development	$ -	$ -	$ -	$ -	$ -	$ -	$ -	$ -	$ -
Tuition Assistance	$ -	$ -	$ -	$ -	$ -	$ -	$ -	$ -	$ -
Marketing	$ -	$ -	$ -	$ -	$ -	$ -	$ -	$ -	$ -
Instructional Materials/Supplies	$ -	$ -	$ -	$ -	$ -	$ -	$ -	$ -	$ -
Equipment	$ -	$ -	$ -	$ -	$ -	$ -	$ -	$ -	$ -
Travel	$ -	$ -	$ -	$ -	$ -	$ -	$ -	$ -	$ -
Other (please specify at bottom of sheet)	$ -	$ -	$ -	$ -	$ -	$ -	$ -	$ -	$ -
Total Expenditures (match to line 4)	$ -	$ -	$ 86,744	$ 44,079	$ -	$ -	$ 130,823	$ -	$ 130,823

Each training program has individual requirements for completion. Therefore, participants and completers may start and end in different fiscal years and should not be compared.

Please enter the participants (those who entered the program) by appropriate group served

Total Number of Participants (Applicable)

Businesses	8
Students/Employees	191
Total Participants per Program	199

Please enter the Total Number of Program Completers

Number of Completers

Total Completers (Students/Employees only)	188

Southwestern Community College (SWCC)

General Training, Retraining, Educational Initiatives & Operational Expenses

Academic Year 2020 Progress Report (July 1, 2019 - June 30, 2020)	Advanced Manufacturing	Information Technology	Biotech	Nursing	Renewable Energy	Combination of Target Areas	Total Target Areas	Non-Target Areas	Total
Actual FY 2020 Expenditures by Targeted Industry Cluster									
Total Expended per Target	$ 47,610	$ -	$ -	$ -	$ -	$ -	$ 47,610	$ -	$ 47,610
Percentage of Total Expended	100%	0%	0%	0%	0%	0%	100%	0%	100%
Expenditures by Category (Break down Actual Expenditures into Categories by Industry Cluster)									
Salaries (Direct Program Staff/Faculty)	$ 47,610	$ -	$ -	$ -	$ -	$ -	$ 47,610	$ -	$ 47,610
Contract Training Expenses	$ -	$ -	$ -	$ -	$ -	$ -	$ -	$ -	$ -
Curriculum Development	$ -	$ -	$ -	$ -	$ -	$ -	$ -	$ -	$ -
Tuition Assistance	$ -	$ -	$ -	$ -	$ -	$ -	$ -	$ -	$ -
Marketing	$ -	$ -	$ -	$ -	$ -	$ -	$ -	$ -	$ -
Instructional Materials/Supplies	$ -	$ -	$ -	$ -	$ -	$ -	$ -	$ -	$ -
Equipment	$ -	$ -	$ -	$ -	$ -	$ -	$ -	$ -	$ -
Travel	$ -	$ -	$ -	$ -	$ -	$ -	$ -	$ -	$ -
Other (please specify at bottom of sheet)	$ -	$ -	$ -	$ -	$ -	$ -	$ -	$ -	$ -
Total Expenditures (match to line 4)	$ 47,610	$ -	$ -	$ -	$ -	$ -	$ 47,610	$ -	$ 47,610

Each training program has individual requirements for completion. Therefore, participants and completers may start and end in different fiscal years and should not be compared.

Please enter the participants (those who entered the program) by appropriate group served

	Total Number of Participants (Applicable)
Businesses	1
Students/Employees	200
Total Participants per Program	201

Please enter the Total Number of Program Completers

	Number of Completers
Total Completers (Students/Employees only)	200

Indian Hills Community College (IHCC)

Career Academies

Academic Year 2020 Progress Report (July 1, 2019 - June 30, 2020)	Advanced Manufacturing	Information Technology	Biotech	Nursing	Renewable Energy	Combination of Target Areas	Total Target Areas	Non-Target Areas	Total
Actual FY 2020 Expenditures by Targeted Industry Cluster									
Total Expended per Target	$ 38,318	$ -	$ -	$ 45,288	$ -	$ -	$ 83,607	$ -	$ 83,607
Percentage of Total Expended	46%	0%	0%	54%	0%	0%	100%	0%	100%
Expenditures by Category (Break down Actual Expenditures into Categories by Industry Cluster)									
Salaries (Direct Program Staff/Faculty)	$ 28,318	$ -	$ -	$ 45,288	$ -	$ -	$ 73,607	$ -	$ 73,607
Contract Training Expenses	$ -	$ -	$ -	$ -	$ -	$ -	$ -	$ -	$ -
Curriculum Development	$ -	$ -	$ -	$ -	$ -	$ -	$ -	$ -	$ -
Tuition Assistance	$ -	$ -	$ -	$ -	$ -	$ -	$ -	$ -	$ -
Marketing	$ -	$ -	$ -	$ -	$ -	$ -	$ -	$ -	$ -
Instructional Materials/Supplies	$ -	$ -	$ -	$ -	$ -	$ -	$ -	$ -	$ -
Equipment	$ 10,000	$ -	$ -	$ -	$ -	$ -	$ 10,000	$ -	$ 10,000
Travel	$ -	$ -	$ -	$ -	$ -	$ -	$ -	$ -	$ -
Other (please specify at bottom of sheet)	$ -	$ -	$ -	$ -	$ -	$ -	$ -	$ -	$ -
Total Expenditures (match to line 4)	$ 38,318	$ -	$ -	$ 45,288	$ -	$ -	$ 83,607	$ -	$ 83,607

Each training program has individual requirements for completion. Therefore, participants and completers may start and end in different fiscal years and should not be compared.

Please enter the participants (those who entered the program) by appropriate group served

	Total Number of Participants (Applicable)
Businesses	0
Students/Employees	38
Total Participants per Program	38

Please enter the Total Number of Program Completers

	Number of Completers
Total Completers (Students/Employees only)	12

Career & Technical Education Programs (CTE)

Academic Year 2020 Progress Report (July 1, 2019 - June 30, 2020)	Advanced Manufacturing	Information Technology	Biotech	Nursing	Renewable Energy	Combination of Target Areas	Total Target Areas	Non-Target Areas	Total
Actual FY 2020 Expenditures by Targeted Industry Cluster									
Total Expended per Target	$ 182,999	$ 66,190	$ 4,420	$ 217,325	$ -	$ -	$ 470,934	$ -	$ 470,934
Percentage of Total Expended	39%	14%	1%	46%	0%	0%	100%	0%	100%
Expenditures by Category (Break down Actual Expenditures into Categories by Industry Cluster)									
Salaries (Direct Program Staff/Faculty)	$ 163,815	$ 66,190	$ 4,420	$ 85,421	$ -	$ -	$ 319,846	$ -	$ 319,846
Contract Training Expenses	$ -	$ -	$ -	$ -	$ -	$ -	$ -	$ -	$ -
Curriculum Development	$ -	$ -	$ -	$ -	$ -	$ -	$ -	$ -	$ -
Tuition Assistance	$ -	$ -	$ -	$ -	$ -	$ -	$ -	$ -	$ -
Marketing	$ -	$ -	$ -	$ -	$ -	$ -	$ -	$ -	$ -
Instructional Materials/Supplies	$ -	$ -	$ -	$ -	$ -	$ -	$ -	$ -	$ -
Equipment	$ 19,184	$ -	$ -	$ 131,904	$ -	$ -	$ 151,088	$ -	$ 151,088
Travel	$ -	$ -	$ -	$ -	$ -	$ -	$ -	$ -	$ -
Other (please specify at bottom of sheet)	$ -	$ -	$ -	$ -	$ -	$ -	$ -	$ -	$ -
Total Expenditures (match to line 4)	$ 182,999	$ 66,190	$ 4,420	$ 217,325	$ -	$ -	$ 470,934	$ -	$ 470,934

Each training program has individual requirements for completion. Therefore, participants and completers may start and end in different fiscal years and should not be compared.

Please enter the participants (those who entered the program) by appropriate group served

	Total Number of Participants (Applicable)
Businesses	
Students/Employees	336
Total Participants per Program	336

Please enter the Total Number of Program Completers

	Number of Completers
Total Completers (Students/Employees only)	19

Indian Hills Community College (IHCC)

General Training, Retraining, Educational Initiatives & Operational Expenses

Academic Year 2020 Progress Report (July 1, 2019 - June 30, 2020)	Advanced Manufacturing	Information Technology	Biotech	Nursing	Renewable Energy	Combination of Target Areas	Total Target Areas	Non-Target Areas	Total
Actual FY 2020 Expenditures by Targeted Industry Cluster									
Total Expended per Target	$ 1,100	$ -	$ -	$ 57,792	$ -	$ 17,637	$ 76,529	$ 13,489	$ 90,018
Percentage of Total Expended	1%	0%	0%	64%	0%	20%	85%	15%	100%
Expenditures by Category (Break down Actual Expenditures into Categories by Industry Cluster)									
Salaries (Direct Program Staff/Faculty)	$ -	$ -	$ -	$ -	$ -		$ -		$ -
Contract Training Expenses	$ -	$ -	$ -	$ -	$ -	$ -	$ -	$ 2,000	$ 2,000
Curriculum Development	$ 600	$ -	$ -	$ -	$ -	$ 12,737	$ 13,337	$ 5,600	$ 18,937
Tuition Assistance	$ -	$ -	$ -	$ 52,228	$ -	$ 3,900	$ 56,128	$ -	$ 56,128
Marketing	$ -	$ -	$ -	$ 5,564	$ -	$ -	$ 5,564	$ 5,889	$ 11,453
Instructional Materials/Supplies	$ -	$ -	$ -	$ -	$ -	$ -	$ -	$ -	$ -
Equipment	$ -	$ -	$ -	$ -	$ -	$ -	$ -	$ -	$ -
Travel	$ -	$ -	$ -	$ -	$ -	$ -	$ -	$ -	$ -
Other (please specify at bottom of sheet)	$ 500	$ -	$ -	$ -	$ -	$ 1,000	$ 1,500	$ -	$ 1,500
Total Expenditures (match to line 4)	$ 1,100	$ -	$ -	$ 57,792	$ -	$ 17,637	$ 76,529	$ 13,489	$ 90,018

Each training program has individual requirements for completion. Therefore, participants and completers may start and end in different fiscal years and should not be compared.

Please enter the participants (those who entered the program) by appropriate group served

	Total Number of Participants (Applicable)
Businesses	0
Students/Employees	366
Total Participants per Program	366

Please enter the Total Number of Program Completers

	Number of Completers
Total Completers (Students/Employees only)	366

Details for the combination of target areas expense category: The $500 under advanced manufacturing paid for the testing center certification in order to offer the Common Proficiency Test (CPT) exam which is endorsed by the Manufacturing Skills Standards Council. Under the curriculum development line in the combination of target areas, the $12,737 was used to certify five members of the IHCC staff in a program called Journeys. This program helps primarily at-risk students with goal setting and learning the norms of a professional work environment. Initially the curriculum will be used in our production specialist program (manufacturing), but could spread to other target areas as well. The $3,900 listed on the "Tuition Assistance" line under the "Combination of Target Areas" was used to provide training to businesses in the IHCC region when COVID19 hit. The training focused on human resources issues that businesses needed to consider and be aware of in light of COVID19. The primary attendees were from healthcare and advanced manufacturing.
Details for the "other" expense category: The $1,000 was the college contribution for the statewide 260E report. While the majority of businesses taking part in this are advanced manufacturing, some could have come out of biotechnology or renewable energy.

Entrepreneurship/Small Business Education

Academic Year 2020 Progress Report (July 1, 2019 - June 30, 2020)	Advanced Manufacturing	Information Technology	Biotech	Nursing	Renewable Energy	Combination of Target Areas	Total Target Areas	Non-Target Areas	Total
Actual FY 2020 Expenditures by Targeted Industry Cluster									
Total Expended per Target	$ -	$ -	$ -	$ -	$ -	$ 102,429	$ 102,429	$ 79,541	$ 181,970
Percentage of Total Expended	0%	0%	0%	0%	0%	56%	56%	44%	100%
Expenditures by Category (Break down Actual Expenditures into Categories by Industry Cluster)									
Salaries	$ -	$ -	$ -	$ -	$ -	$ 52,346	$ 52,346	$ 52,346	$ 104,692
Contract Training Expenses	$ -	$ -	$ -	$ -	$ -	$ -	$ -	$ -	$ -
Curriculum Development	$ -	$ -	$ -	$ -	$ -	$ -	$ -	$ -	$ -
Tuition Assistance	$ -	$ -	$ -	$ -	$ -	$ -	$ -	$ -	$ -
Marketing	$ -	$ -	$ -	$ -	$ -	$ 1,062	$ 1,062	$ 325	$ 1,387
Instructional Materials/Supplies	$ -	$ -	$ -	$ -	$ -	$ -	$ -	$ -	$ -
Equipment	$ -	$ -	$ -	$ -	$ -	$ -	$ -	$ -	$ -
Travel	$ -	$ -	$ -	$ -	$ -			$ 3,382	$ 3,382
Other (please specify at bottom of sheet)	$ -	$ -	$ -	$ -	$ -	$ 49,021	$ 49,021	$ 23,488	$ 72,509
Total Expenditures (match to line 4)	$ -	$ -	$ -	$ -	$ -	$ 102,429	$ 102,429	$ 79,541	$ 181,970

Each training program has individual requirements for completion. Therefore, participants and completers may start and end in different fiscal years and should not be compared.

Please enter the participants (those who entered the program) by appropriate group served

	Total Number of Participants (Applicable)
Businesses	7
Students/Employees	27
Total Participants per Program	34

Please enter the Total Number of Program Completers

	Number of Completers
Total Completers (Students/Employees only)	27

Details for the combination of target areas expense category: The salaries total of $52,346 represents half of the salaries for two staff members at the Regional Entrepreneurship Center, the Director and the Administrative Assistant. While the Regional Entrepreneurship Center is focused toward Advanced Manufacturing, we do accept other businesses. This year we had an IT-focused business as well as businesses outside the targeted areas. (That is why half of their salaries are allocated to the non-target area.) The $1,062 under "Marketing" was general marketing for the REC. The $49,021 represents our match for SBDC, which was $46,849 plus half of our high speed internet service. (The other half of the high speed Internet service was put in the non-target area for the same reason I split the salaries.)

Southeastern Community Colleges (SCC)

Career Academies

Academic Year 2020 Progress Report (July 1, 2019 - June 30, 2020)	Advanced Manufacturing	Information Technology	Biotech	Nursing	Renewable Energy	Combination of Target Areas	Total Target Areas	Non-Target Areas	Total
Actual FY 2020 Expenditures by Targeted Industry Cluster									
Total Expended per Target	$ 548	$ 1,048	$ -	$ 1,173	$ -	$ 2,500	$ 5,268	$ -	$ 5,268
Percentage of Total Expended	10%	20%	0%	22%	0%	47%	100%	0%	100%
Expenditures by Category (Break down Actual Expenditures into Categories by Industry Cluster)									
Salaries (Direct Program Staff/Faculty)	$ -	$ -	$ -	$ -	$ -	$ -	$ -	$ -	$ -
Contract Training Expenses	$ -	$ -	$ -	$ -	$ -	$ -	$ -	$ -	$ -
Curriculum Development	$ -	$ -	$ -	$ -	$ -	$ -	$ -	$ -	$ -
Tuition Assistance	$ -	$ -	$ -	$ -	$ -	$ -	$ -	$ -	$ -
Marketing	$ -	$ -	$ -	$ -	$ -	$ -	$ -	$ -	$ -
Instructional Materials/Supplies	$ 548	$ 1,048	$ -	$ 1,173	$ -	$ 2,500	$ 5,268	$ -	$ 5,268
Equipment	$ -	$ -	$ -	$ -	$ -	$ -	$ -	$ -	$ -
Travel	$ -	$ -	$ -	$ -	$ -	$ -	$ -	$ -	$ -
Other (please specify at bottom of sheet)	$ -	$ -	$ -	$ -	$ -	$ -	$ -	$ -	$ -
Total Expenditures (match to line 4)	$ 548	$ 1,048	$ -	$ 1,173	$ -	$ 2,500	$ 5,268	$ -	$ 5,268

Each training program has individual requirements for completion. Therefore, participants and completers may start and end in different fiscal years and should not be compared.

Please enter the participants (those who entered the program) by appropriate group served

	Total Number of Participants (Applicable)
Businesses	45
Students/Employees	110
Total Participants per Program	155

Please enter the Total Number of Program Completers

	Number of Completers
Total Completers (Students/Employees only)	98

Career & Technical Education Programs (CTE)

Academic Year 2020 Progress Report (July 1, 2019 - June 30, 2020)	Advanced Manufacturing	Information Technology	Biotech	Nursing	Renewable Energy	Combination of Target Areas	Total Target Areas	Non-Target Areas	Total
Actual FY 2020 Expenditures by Targeted Industry Cluster									
Total Expended per Target	$ 246,176	$ -	$ -	$ 138,066	$ -	$ 4,440	$ 388,682	$ 3,521	$ 392,203
Percentage of Total Expended	63%	0%	0%	35%	0%	1%	99%	1%	100%
Expenditures by Category (Break down Actual Expenditures into Categories by Industry Cluster)									
Salaries (Direct Program Staff/Faculty)	$ 224,226	$ -	$ -	$ 88,759	$ -	$ 4,440	$ 317,425	$ -	$ 317,425
Contract Training Expenses	$ -	$ -	$ -	$ -	$ -	$ -	$ -	$ -	$ -
Curriculum Development	$ -	$ -	$ -	$ -	$ -	$ -	$ -	$ -	$ -
Tuition Assistance	$ -	$ -	$ -	$ -	$ -	$ -	$ -	$ -	$ -
Marketing	$ -	$ -	$ -	$ 42,850	$ -	$ -	$ 42,850	$ -	$ 42,850
Instructional Materials/Supplies	$ 100	$ -	$ -	$ 5,246	$ -	$ -	$ 5,346	$ 96	$ 5,442
Equipment	$ 21,850	$ -	$ -	$ -	$ -	$ -	$ 21,850	$ 3,425	$ 25,275
Travel	$ -	$ -	$ -	$ 1,211	$ -	$ -	$ 1,211	$ -	$ 1,211
Other (please specify at bottom of sheet)	$ -	$ -	$ -	$ -	$ -	$ -	$ -	$ -	$ -
Total Expenditures (match to line 4)	$ 246,176	$ -	$ -	$ 138,066	$ -	$ 4,440	$ 388,682	$ 3,521	$ 392,203

Each training program has individual requirements for completion. Therefore, participants and completers may start and end in different fiscal years and should not be compared.

Please enter the participants (those who entered the program) by appropriate group served

	Total Number of Participants (Applicable)
Businesses	174
Students/Employees	1,239
Total Participants per Program	1,413

Please enter the Total Number of Program Completers

	Number of Completers	
Total Completers (Students/Employees only)	660	%

Southeastern Community Colleges (SCC)

General Training, Retraining, Educational Initiatives & Operational Expenses

Academic Year 2020 Progress Report (July 1, 2019 - June 30, 2020)	Advanced Manufacturing	Information Technology	Biotech	Nursing	Renewable Energy	Combination of Target Areas	Total Target Areas	Non-Target Areas	Total
Actual FY 2020 Expenditures by Targeted Industry Cluster									
Total Expended per Target	$ 66,104	$ -	$ -	$ -	$ -	$ -	$ 66,104	$ -	$ 66,104
Percentage of Total Expended	100%	0%	0%	0%	0%	0%	100%	0%	100%
Expenditures by Category (Break down Actual Expenditures into Categories by Industry Cluster)									
Salaries (Direct Program Staff/Faculty)	$ 59,964	$ -	$ -	$ -	$ -		$ -		$ 59,964
Contract Training Expenses	$ 6,140	$ -	$ -	$ -	$ -	$ -	$ 6,140	$ -	$ 6,140
Curriculum Development	$ -	$ -	$ -	$ -	$ -	$ -	$ -	$ -	$ -
Tuition Assistance	$ -	$ -	$ -	$ -	$ -	$ -	$ -	$ -	$ -
Marketing	$ -	$ -	$ -	$ -	$ -	$ -	$ -	$ -	$ -
Instructional Materials/Supplies	$ -	$ -	$ -	$ -	$ -	$ -	$ -	$ -	$ -
Equipment	$ -	$ -	$ -	$ -	$ -	$ -	$ -	$ -	$ -
Travel	$ -	$ -	$ -	$ -	$ -	$ -	$ -	$ -	$ -
Other (please specify at bottom of sheet)	$ -	$ -	$ -	$ -	$ -	$ -	$ -	$ -	$ -
Total Expenditures (match to line 4)	$ 66,104	$ -	$ -	$ -	$ -	$ -	$ 6,140	$ -	$ 66,104

Each training program has individual requirements for completion. Therefore, participants and completers may start and end in different fiscal years and should not be compared.

Please enter the participants (those who entered the program) by appropriate group served

	Total Number of Participants (Applicable)
Businesses	8
Students/Employees	115
Total Participants per Program	123

Please enter the Total Number of Program Completers

	Number of Completers
Total Completers (Students/Employees only)	115

Entrepreneurship/Small Business Education

Academic Year 2020 Progress Report (July 1, 2019 - June 30, 2020)	Advanced Manufacturing	Information Technology	Biotech	Nursing	Renewable Energy	Combination of Target Areas	Total Target Areas	Non-Target Areas	Total
Actual FY 2020 Expenditures by Targeted Industry Cluster									
Total Expended per Target	$ 32,367	$ -	$ -	$ -	$ -	$ -	$ 32,367	$ -	$ 32,367
Percentage of Total Expended	100%	0%	0%	0%	0%	0%	100%	0%	100%
Expenditures by Category (Break down Actual Expenditures into Categories by Industry Cluster)									
Salaries	$ -	$ -	$ -	$ -	$ -	$ -	$ -	$ -	$ -
Contract Training Expenses	$ 32,367	$ -	$ -	$ -	$ -	$ -	$ 32,367	$ -	$ 32,367
Curriculum Development	$ -	$ -	$ -	$ -	$ -	$ -	$ -	$ -	$ -
Tuition Assistance	$ -	$ -	$ -	$ -	$ -	$ -	$ -	$ -	$ -
Marketing	$ -	$ -	$ -	$ -	$ -	$ -	$ -	$ -	$ -
Instructional Materials/Supplies	$ -	$ -	$ -	$ -	$ -	$ -	$ -	$ -	$ -
Equipment	$ -	$ -	$ -	$ -	$ -	$ -	$ -	$ -	$ -
Travel	$ -	$ -	$ -	$ -	$ -	$ -	$ -	$ -	$ -
Other (please specify at bottom of sheet)	$ -	$ -	$ -	$ -	$ -	$ -	$ -	$ -	$ -
Total Expenditures (match to line 4)	$ 32,367	$ -	$ -	$ -	$ -	$ -	$ 32,367	$ -	$ 32,367

Each training program has individual requirements for completion. Therefore, participants and completers may start and end in different fiscal years and should not be compared.

Please enter the participants (those who entered the program) by appropriate group served

	Total Number of Participants (Applicable)
Businesses	15
Students/Employees	218
Total Participants per Program	233

Please enter the Total Number of Program Completers

	Number of Completers
Total Completers (Students/Employees only)	218

Southeastern Community Colleges (SCC)

Iowa Jobs Training (260F)

Academic Year 2020 Progress Report (July 1, 2019 - June 30, 2020)	Advanced Manufacturing	Information Technology	Biotech	Nursing	Renewable Energy	Combination of Target Areas	Total Target Areas	Non-Target Areas	Total
Actual FY 2020 Expenditures by Targeted Industry Cluster									
Total Expended per Target	$ 38,014	$ -	$ -	$ -	$ -	$ -	$ 38,014	$ -	$ 38,014
Percentage of Total Expended	100%	0%	0%	0%	0%	0%	100%	0%	100%
Expenditures by Category (Break down Actual Expenditures into Categories by Industry Cluster)									
Salaries		$ -	$ -	$ -	$ -	$ -	$ -	$ -	$ -
Contract Training Expenses	$ 38,014	$ -	$ -	$ -	$ -	$ -	$ 38,014	$ -	$ 38,014
Curriculum Development	$ -	$ -	$ -	$ -	$ -	$ -	$ -	$ -	$ -
Tuition Assistance	$ -	$ -	$ -	$ -	$ -	$ -	$ -	$ -	$ -
Marketing	$ -	$ -	$ -	$ -	$ -	$ -	$ -	$ -	$ -
Instructional Materials/Supplies	$ -	$ -	$ -	$ -	$ -	$ -	$ -	$ -	$ -
Equipment	$ -	$ -	$ -	$ -	$ -	$ -	$ -	$ -	$ -
Travel	$ -	$ -	$ -	$ -	$ -	$ -	$ -	$ -	$ -
Other (please specify at bottom of sheet)	$ -	$ -	$ -	$ -	$ -	$ -	$ -	$ -	$ -
Total Expenditures (match to line 4)	$ 38,014	$ -	$ -	$ -	$ -	$ -	$ 38,014	$ -	$ 38,014

Each training program has individual requirements for completion. Therefore, participants and completers may start and end in different fiscal years and should not be compared.

Please enter the participants (those who entered the program) by appropriate group served

	Total Number of Participants (Applicable)
Businesses	7
Students/Employees	13
Total Participants per Program	20

Please enter the Total Number of Program Completers

	Number of Completers
Total Completers (Students/Employees only)	13

WORKFORCE TRAINING AND ECONOMIC DEVELOPMENT FUND

Appendix B

COMMUNITY COLLEGES & WORKFORCE PREPARATION
PROSPERITY THROUGH EDUCATION
www.educateiowa.gov/ccpublications

Detailed Carryover Obligations by College

Northeast Iowa Community College
Carryover FY 2020 = $231,445

- FY20 Carryover was due to General Retraining not completed by June 30, 2020, as well as other professional development instructor trainings and career academies not being held, all largely due to COVID19. Carryover funds will be primarily used in FY21 for those General Retraining projects not completed in FY20, which accounts for $170,000, and new projects. Carryover was 31%.

North Iowa Area Community College
Carryover FY 2020 = $120,231

- Obligated funds were not spent due to the cancellation of events, reduced work time for funded positions due to COVID19. Carryover funds will be used to for promotion, scholarship and incentives for apprentices and apprenticeship sponsors for Industry Recognized Apprenticeship Programs and Registered Apprenticeship programs ($45,000). Externship incentive and stipends for business and K-12 and college teaching professionals ($10,000). Scholarships for job seekers to take workforce readiness classes ($10,000). Equipment, promotion and support of new Regional Academy Center ($55,231).

Iowa Lakes Community College
No carryover

Northwest Iowa Community College
Carryover FY 2020 = $15,688

- Carryover will be used for equipment purchases.

Iowa Central Community College
No carryover

Iowa Valley Community College District
Carryover FY 2020 = $178,195

- Due to the COVID19 pandemic, several general retraining projects were put on hold. The carryover funds will be used for projects with Plastic Recycling, Iowa Trowel Trade, Bruin Manufacturing and Alliant. The funds will also be used to develop more short-term training credential programs.

Hawkeye Community College
Carryover FY 2020 = $35,389

- Gap Students enrolled in classes in June, but invoices weren't issued until July so this is encumbered--spent but not paid.

Eastern Iowa Community Colleges
No carryover

Kirkwood Community College
Carryover FY 2020 = $640,069

- Due to the Derecho we had to move all of our summer camps online so funds normally expended for this project were not spent. Kirkwood is planning to add shorter camps during school breaks and again next summer. Travel expenses budgeted were not spent for several projects, staffing turnover, programs and courses, professional development and face to face meetings that were either canceled or moved online, eliminating the need to spend funds in many of the WTED projects. Carry over dollars have and will be used toward noncredit student scholarships to assist students who started before COVID and the Derecho and need additional assistance to complete. The scholarship dollars will also be used to assist new students in short term, noncredit workforce credentials and certificate training.

Des Moines Area Community College
Carryover FY 2020 = $396,601

- These funds will be used to cover unexpected expenses arising from the COVID19 pandemic and to cover training contracts with companies in which their Notice of Intent was signed prior to June 30, 2020. Any remaining carryover funds will be used to support student scholarships for targeted credit and noncredit programs, including Spring Start Scholarships and ongoing scholarships for students in the second year of their program.

Western Iowa Tech Community College
Carryover FY 2020 = $124,168

- Safety Training Equipment and Training Tower to be delivered in FY 2021

Iowa Western Community College
Carryover FY 2020 = $26,730

- The carryover will be used to acquire additional hydraulic trainers in addition to those that will be acquired through our recently funded Employer Innovation Fund (EIF) proposal. The carryover will allow us to purchase up to three more trainers, and that will expand our instructional capacity.

Southwestern Community College
No carryover

Indian Hills Community College
Carryover FY 2020 = $26,795

- Carryover will be used toward an equipment purchase for our IT programs.

Southeastern Community College
Carryover FY 2020 = $158,398

- The carryover will be used for Program Logic Controls for manufacturing training ($43,396), CTE advanced manufacturing salary ($47,000) and $65,002 will be used for continued CTE marketing and nursing accreditation.

COMMUNITY COLLEGES & WORKFORCE PREPARATION

PROSPERITY THROUGH EDUCATION

The Division of Community Colleges and Workforce Preparation within the Iowa Department of Education administers a variety of diverse programs that enhance Iowa's educational system and help to prepare a skilled and knowledgeable workforce. Divided between two bureaus — the Bureau of Community Colleges and the Bureau of Career and Technical Education — the division is committed to providing and supporting opportunities for lifelong learning. In addition to working with Iowa's 15 public community colleges on state accreditation, program approval, equity review, and data reporting, guidance is also provided in the areas of career and technical education, workforce training and economic development, adult education and literacy, military education, the state mandated OWI education program, the GAP Tuition and PACE programs, Senior Year Plus, the National Crosswalk Service Center, and the Statewide Intermediary Network program.

WORKFORCE TRAINING AND ECONOMIC DEVELOPMENT FUNDS

2021
Annual Plan

Community Colleges & Workforce Preparation
Prosperity Through Education

State of Iowa
Department of Education
Grimes State Office Building
400 E. 14th Street
Des Moines, IA 50319-0146

State Board of Education

Brooke Axiotis, President, Des Moines
Bettie Bolar, Vice President, Marshalltown
Brian J. Kane, Dubuque
Michael L. Knedler, Council Bluffs
Mike May, Spirit Lake
John Robbins, Iowa Falls
Georgia Van Gundy, Waukee
Kimberly Wayne, Des Moines
Hannah Groos, Student Member, Norwalk

Administration

Ann Lebo, Director and Executive Officer
of the State Board of Education

Division

Jeremy Varner, Administrator
Community Colleges and Workforce Preparation

Bureau

Paula Nissen, Acting Bureau Chief/Consultant
Community Colleges Bureau

It is the policy of the Iowa Department of Education not to discriminate on the basis of race, creed, color, sexual orientation, gender identity, national origin, sex, disability, religion, age, political party affiliation, or actual or potential parental, family or marital status in its programs, activities, or employment practices as required by the Iowa Code sections 216.9 and 256.10(2), Titles VI and VII of the Civil Rights Act of 1964 (42 U.S.C. § 2000d and 2000e), the Equal Pay Act of 1973 (29 U.S.C. § 206, et seq.), Title IX (Educational Amendments, 20 U.S.C.§§ 1681 – 1688), Section 504 (Rehabilitation Act of 1973, 29 U.S.C. § 794), and the Americans with Disabilities Act (42 U.S.C. § 12101, et seq.). If you have questions or complaints related to compliance with this policy by the Iowa Department of Education, please contact the legal counsel for the Iowa Department of Education, Grimes State Office Building, 400 E. 14th Street, Des Moines, IA 50319-0146, telephone number: 515-281-5295, or the Director of the Office for Civil Rights, U.S. Department of Education, Citigroup Center, 500 W. Madison Street, Suite 1475, Chicago, IL 60661-4544, telephone number: 312-730-1560, FAX number: 312-730-1576, TDD number: 877-521-2172, email: OCR.Chicago@ed.gov.

AN OVERVIEW OF THE WORKFORCE TRAINING AND ECONOMIC DEVELOPMENT (WTED) FUND

The Workforce Training and Economic Development (WTED) Fund was established in 2003 as part of the Grow Iowa Values Fund and is currently funded through the Iowa Skilled Worker and Job Creation Fund. This fund has become an important source of financing for community college new program innovation, development, and capacity building, particularly for career and technical education (CTE).

The WTED Fund is allocated annually using the community college state general aid distribution formula as provided for in Section 260C.18A of the Iowa Code.

The funds may be used to support the following community college activities:

- career academies;
- CTE programs;
- entrepreneurship education and small business assistance; and
- general training, retraining, and educational initiatives for targeted industries.

There are also other programs with separate funding sources which can be supplemented with WTED funds, as follows:

- Accelerated Career Education (ACE) Infrastructure (260G)
- Gap Tuition Assistance Program (260I)
- Iowa Jobs Training (260F)
- National Career Readiness Certification (NCRC)
- National Advanced Manufacturing Certification (NAM)
- Pathways for Academic Career and Employment (PACE) (260H)

The WTED Fund requires application of 70 percent of appropriated funds be used to support projects, programs, and initiatives that fall within Iowa's targeted industry clusters defined in statute as advanced manufacturing; information technology and insurance; alternative and renewable energy; and life sciences, which include the areas of biotechnology, health care, and nursing technology.

Each community college is required to provide the Iowa Department of Education (Department) the opportunity to review and comment on their proposed use of the funds and to provide an ongoing accountability process. Each year, an annual progress report and plan for the next year, outlining the proposed use of the funds appropriated, are to be submitted to the Department by September 30th. Carryover funds must be noted in the annual progress report and the annual plan in appropriate sections with a documented reason for the carryover (e.g., the funds are obligated/committed or planned).

The colleges have the flexibility to modify their plans, as needed during the year without Department approval. Unexpended funds may be carried over to the next fiscal year.

The charts and tables on the following pages illustrate the proposed annual expenditures and estimated number of participants in programs offered by each community college. Education outcomes research will be conducted and included in future annual reports.

WTED 2021 ANNUAL PLAN

The Iowa Department of Education's Division of Community Colleges and Workforce Preparation will annually provide the Iowa State Board of Education with the WTED Fund Annual Plan. Administration and oversight responsibility for the fund was transferred from the Iowa Economic Development Authority to the Department, effective July 1, 2013 (fiscal year 2014). This report is the sixth WTED annual plan produced and distributed by the Department.

This report outlines the obligated and planned expenditures by program for FY 2021 (July 1, 2020 through June 30, 2021).

FY 2021 Allocation:	$15,000,000
FY 2020 Obligated & Planned Carryover:	$ 1,953,713
Total FY 2021 Allocation & Carryover:	$16,953,713
Carry Over for FY2022 Projects	($259,729)*
EMSI Career Coach/Analyst Subscription:	($142,500)
Total FY 2021 WTED Fund:	$16,291,755

All of Iowa's 15 community colleges submitted their annual plans indicating where they plan to spend, at minimum, 70 percent of the WTED Fund for training projects within Iowa's targeted industries. Eighty-eight percent (88.0%) of overall planned expenditures for FY 2021 are in targeted industries. The targeted industries are defined in statute as advanced manufacturing; information technology and insurance; alternative and renewable energy; and life sciences, which include the areas of biotechnology, health care, and nursing technology. The statewide total of planned expenditures by program are as follows:

16.9% Career Academies
$2,804,930

53.6% Career and Technical Education (CTE)
$8,865,744

23.3% General Training and Retraining
$3,860,562

1.7% Accelerated Career Education (ACE)(260G)
$273,710

1.8% Entrepreneurship/Small Business Assistance
$303,586

1.2% GAP Tuition Assistance (260I)
$200,000

0.2% Iowa Jobs Training (260F)
$40,710

0.0% National Certification Programs (National Career Readiness Certification [NCRC] and National Association of Manufacturers [NAM])
$0

1.2% Pathways for Career and Employment (PACE) (260H)
$202,242

*Kirkwood Community College planned FY2022 Carryover for projects.

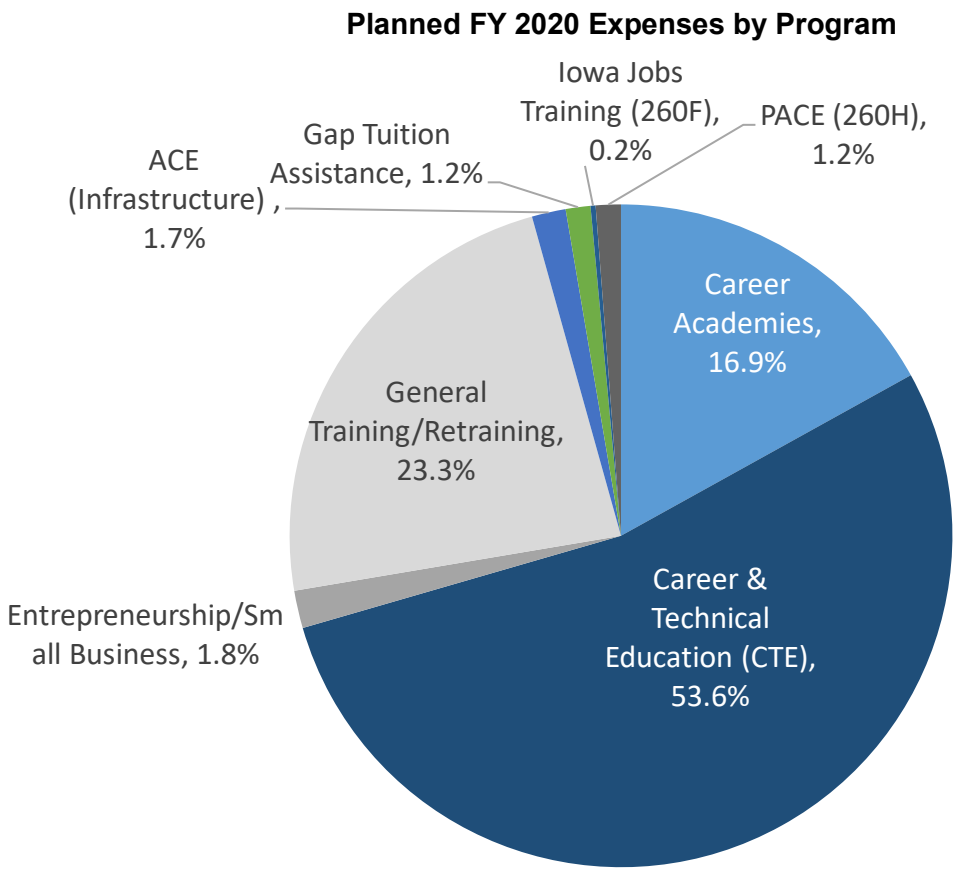
Planned FY 2020 Expenses by Program
Iowa Jobs Training (260F), 0.2%
PACE (260H), 1.2%
Gap Tuition Assistance, 1.2%
ACE (Infrastructure) , 1.7%
Career Academies, 16.9%
General Training/Retraining, 23.3%
Entrepreneurship/Small Business, 1.8%
Career & Technical Education (CTE), 53.6%

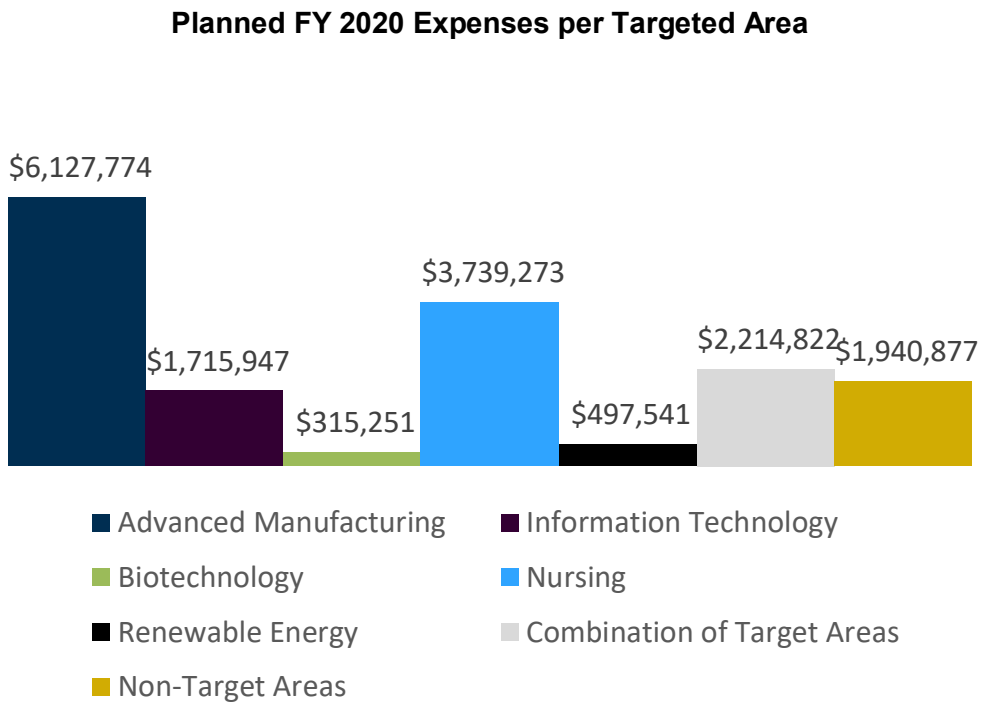
Planned FY 2020 Expenses per Targeted Area
$6,127,774
$1,715,947
$315,251
$3,739,273
$497,541
$2,214,822
$1,940,877
Advanced Manufacturing
Information Technology
Biotechnology
Nursing
Renewable Energy
Combination of Target Areas
Non-Target Areas

WTED 2021 PLANNED EXPENDITURES BY COLLEGE

Northeast Iowa Community College

FY 2021 Allocation Estimate:	**$**	**637,124**
FY 2020 Carryover:	**$**	**231,445**
Career Coach/Analyst Annual Subscription	**$**	**(7,025)**
Total FY 2021 WTED Fund Estimate:	**$**	**861,544**

Fiscal Year 2021 Plan (July 1, 2020 - June 30, 2021)	Program/Target Areas	Non-Target Areas	Total	Percent by Program/Target Areas	Estimated Participants	Estimated Businesses
Career Academies	$ 64,000	$ -	$ 64,000	7.4%	150	-
Career & Technical Education (CTE)	$ 200,000	$ -	$ 200,000	23.2%	200	-
Entrepreneurship/Small Business	$ 82,675	$ -	$ 82,675	9.6%	-	400
General Training/Retraining	$ 514,869	$ -	$ 514,869	59.8%	800	
ACE (Infrastructure)	$ -	$ -	$ -	0.0%	-	-
Gap Tuition Assistance	$ -	$ -	$ -	0.0%	-	-
Iowa Jobs Training (260F)	$ -	$ -	$ -	0.0%	-	-
NCRC/NAM Certification	$ -	$ -	$ -	0.0%	-	-
PACE (260H)	$ -	$ -	$ -	0.0%	-	-
Total Planned Expenses FY 2021	$ 861,544	$ -	$ 861,544		1,150	400
Percentage of Total Plan	100%	0%	100%	100%		

North Iowa Area Community College

FY 2021 Allocation Estimate:	**$**	**547,217**
FY 2020 Carryover:	**$**	**120,233**
Career Coach/Analyst Annual Subscription	**$**	**(7,110)**
Total FY 2021 WTED Fund Estimate:	**$**	**660,340**

Fiscal Year 2021 Plan (July 1, 2020 - June 30, 2021)	Program/Target Areas	Non-Target Areas	Total	Percent by Program/Target Areas	Estimated Participants	Estimated Businesses
Career Academies	$ 49,000	$ 20,000	$ 69,000	7.4%	400	15
Career & Technical Education (CTE)	$ 361,500	$ 15,000	$ 376,500	54.7%	700	75
Entrepreneurship/Small Business	$ 2,000	$ 3,000	$ 5,000	0.3%	25	15
General Training/Retraining	$ 200,000	$ 9,840	$ 209,840	30.3%	875	50
ACE (Infrastructure)	$ -	$ -	$ -	0.0%	-	-
Gap Tuition Assistance	$ -	$ -	$ -	0.0%	-	-
Iowa Jobs Training (260F)	$ -	$ -	$ -	0.0%	-	-
NCRC/NAM Certification	$ -	$ -	$ -	0.0%	-	-
PACE (260H)	$ -	$ -	$ -	0.0%	-	-
Total Planned Expenses FY 2021	$ 612,500	$ 47,840	$ 660,340		2,000	155
Percentage of Total Plan	92.8%	7.2%	100.0%	92.8%		

Iowa Lakes Community College

FY 2021 Allocation Estimate:	**$**	**450,366**
FY 2020 Carryover:	**$**	**-**
Career Coach/Analyst Annual Subscription	**$**	**(6,574)**
Total FY 2021 WTED Fund Estimate:	**$**	**443,792**

Fiscal Year 2021 Plan (July 1, 2020 - June 30, 2021)	Program/Target Areas	Non-Target Areas	Total	Percent by Program/Target Areas	Estimated Participants	Estimated Businesses
Career Academies	$ 50,000	$ -	$ 50,000	11.3%	-	-
Career & Technical Education (CTE)	$ 331,957	$ -	$ 331,957	74.8%	200	-
Entrepreneurship/Small Business	$ -	$ -	$ -	0.0%	-	-
General Training/Retraining	$ 61,835	$ -	$ 61,835	13.9%	400	30
ACE (Infrastructure)	$ -	$ -	$ -	0.0%	-	-
Gap Tuition Assistance	$ -	$ -	$ -	0.0%	-	-
Iowa Jobs Training (260F)	$ -	$ -	$ -	0.0%	-	-
NCRC/NAM Certification	$ -	$ -	$ -	0.0%	-	-
PACE (260H)	$ -	$ -	$ -	0.0%	-	-
Total Planned Expenses FY 2021	$ 443,792	$ -	$ 443,792		600	30
Percentage of Total Plan	100.0%	0.0%	100%	100.0%		

Northwest Iowa Community College

FY 2021 Allocation Estimate:	**$**	**278,638**
FY 2020 Carryover:	**$**	**15,688**
Career Coach/Analyst Annual Subscription	**$**	**(3,242)**
Total FY 2021 WTED Fund Estimate:	**$**	**291,084**

Fiscal Year 2021 Plan (July 1, 2020 - June 30, 2021)	Program/Target Areas	Non-Target Areas	Total	Percent by Program/Target Areas	Estimated Participants	Estimated Businesses
Career Academies	$ -	$ -	$ -	0.0%	-	-
Career & Technical Education (CTE)	$ 255,396	$ -	$ 255,396	87.7%	175	-
Entrepreneurship/Small Business	$ -	$ -	$ -	0.0%	-	-
General Training/Retraining	$ 35,688	$ -	$ 35,688	12.3%	-	-
ACE (Infrastructure)	$ -	$ -	$ -	0.0%	-	-
Gap Tuition Assistance	$ -	$ -	$ -	0.0%	-	-
Iowa Jobs Training (260F)	$ -	$ -	$ -	0.0%	-	-
NCRC/NAM Certification	$ -	$ -	$ -	0.0%	-	-
PACE (260H)	$ -	$ -	$ -	0.0%	-	-
Total Planned Expenses FY 2021	$ 291,084	$ -	$ 291,084		175	-
Percentage of Total Plan	100%	0%	100%	100%		

Iowa Central Community College

FY 2021 Allocation Estimate:	**$**	**981,206**
FY 2020 Carryover:	**$**	**-**
Career Coach/Analyst Annual Subscription	**$**	**(8,075)**
Total FY 2021 WTED Fund Estimate:	**$**	**973,131**

Fiscal Year 2021 Plan (July 1, 2020 - June 30, 2021)	Program/Target Areas	Non-Target Areas	Total	Percent by Program/Target Areas	Estimated Participants	Estimated Businesses
Career Academies	$ -	$ 90,000	$ 90,000	0.0%	90	15
Career & Technical Education (CTE)	$ 630,000	$ 150,000	$ 780,000	64.7%	500	100
Entrepreneurship/Small Business	$ -	$ 20,000	$ 20,000	0.0%	-	400
General Training/Retraining	$ 83,131	$ -	$ 83,131	8.5%	1,000	10
ACE (Infrastructure)	$ -	$ -	$ -	0.0%	-	-
Gap Tuition Assistance	$ -	$ -	$ -	0.0%	-	-
Iowa Jobs Training (260F)	$ -	$ -	$ -	0.0%	-	-
NCRC/NAM Certification	$ -	$ -	$ -	0.0%	-	-
PACE (260H)	$ -	$ -	$ -	0.0%	-	-
Total Planned Expenses FY 2021	$ 713,131	$ 260,000	$ 973,131		1,590	525
Percentage of Total Plan	73.3%	26.7%	100%	73.3%		

Iowa Valley Community College District

FY 2021 Allocation Estimate:	**$**	**496,420**
FY 2020 Carryover:	**$**	**178,195**
Career Coach/Analyst Annual Subscription	**$**	**(6,311)**
Total FY 2021 WTED Fund Estimate:	**$**	**668,304**

Fiscal Year 2021 Plan (July 1, 2020 - June 30, 2021)	Program/Target Areas	Non-Target Areas	Total	Percent by Program/Target Areas	Estimated Participants	Estimated Businesses
Career Academies	$ -	$ -	$ -	0.0%	-	-
Career & Technical Education (CTE)	$ 517,240	$ 8,000	$ 525,240	77.5%	350	55
Entrepreneurship/Small Business	$ -	$ -	$ -	0.0%	-	-
General Training/Retraining	$ 138,064	$ 5,000	$ 143,064	20.7%	210	45
ACE (Infrastructure)	$ -	$ -	$ -	0.0%	-	-
Gap Tuition Assistance	$ -	$ -	$ -	0.0%	-	-
Iowa Jobs Training (260F)	$ -	$ -	$ -	0.0%	-	-
NCRC/NAM Certification	$ -	$ -	$ -	0.0%	-	-
PACE (260H)	$ -	$ -	$ -	0.0%	-	-
Total Planned Expenses FY 2021	$ 655,304	$ 13,000	$ 668,304		560	100
Percentage of Total Plan	98.1%	1.9%	100%	98.1%		

Hawkeye Community College

FY 2021 Allocation Estimate:	**$**	**885,322**
FY 2020 Carryover:	**$**	**35,389**
Career Coach/Analyst Annual Subscription	**$**	**(9,603)**
Total FY 2021 WTED Fund Estimate:	**$**	**911,108**

Fiscal Year 2021 Plan (July 1, 2020 - June 30, 2021)	Program/Target Areas	Non-Target Areas	Total	Percent by Program/Target Areas	Estimated Participants	Estimated Businesses
Career Academies	$ 186,661	$ -	$ 186,661	20.5%	1,050	-
Career & Technical Education (CTE)	$ 160,738	$ 90,000	$ 250,738	17.6%	850	-
Entrepreneurship/Small Business	$ -	$ -	$ -	0.0%	-	-
General Training/Retraining	$ -	$ -	$ -	0.0%	50	450
ACE (Infrastructure)	$ 91,210	$ 182,500	$ 273,710	10.0%	-	-
Gap Tuition Assistance	$ 200,000	$ -	$ 200,000	22.0%	60	-
Iowa Jobs Training (260F)	$ -	$ -	$ -	0.0%	-	-
NCRC/NAM Certification	$ -	$ -	$ -	0.0%	-	-
PACE (260H)	$ -	$ -	$ -	0.0%	-	-
Total Planned Expenses FY 2021	$ 638,608	$ 272,500	$ 911,108		2,010	450
Percentage of Total Plan	70.1%	29.9%	100%	70.1%		

Eastern Iowa Community Colleges

FY 2021 Allocation Estimate:	**$**	**1,166,820**
FY 2020 Carryover:	**$**	**-**
Career Coach/Analyst Annual Subscription	**$**	**(12,171)**
Total FY 2021 WTED Fund Estimate:	**$**	**1,154,649**

Fiscal Year 2021 Plan (July 1, 2020 - June 30, 2021)	Program/Target Areas	Non-Target Areas	Total	Percent by Program/Target Areas	Estimated Participants	Estimated Businesses
Career Academies	$ 63,000	$ 76,000	$ 139,000	5.5%	60	7
Career & Technical Education (CTE)	$ 682,410	$ 42,500	$ 724,910	59.1%	740	-
Entrepreneurship/Small Business	$ -		$ -	0.0%	-	-
General Training/Retraining	$ 270,000	$ 20,739	$ 290,739	23.4%	515	23
ACE (Infrastructure)	$ -	$ -	$ -	0.0%	-	-
Gap Tuition Assistance	$ -	$ -	$ -	0.0%	-	-
Iowa Jobs Training (260F)	$ -	$ -	$ -	0.0%	-	-
NCRC/NAM Certification	$ -	$ -	$ -	0.0%	-	-
PACE (260H)	$ -	$ -	$ -	0.0%	-	-
Total Planned Expenses FY 2021	$ 1,015,410	$ 139,239	$ 1,154,649		1,315	30
Percentage of Total Plan	87.9%	12.1%	100%	87.9%		

Kirkwood Community College

FY 2021 Allocation Estimate:	**$**	**2,178,350**
FY 2020 Carryover:	**$**	**640,069**
Career Coach/Analyst Annual Subscription	**$**	**(22,281)**
Carryover to 2021 Estimate (Projects):	**$**	**(259,729)**
Total FY 2021 WTED Fund Estimate:	**$**	**2,536,409**

Fiscal Year 2021 Plan (July 1, 2020 - June 30, 2021)	Program/Target Areas	Non-Target Areas	Total	Percent by Program/Target Areas	Estimated Participants	Estimated Businesses
Career Academies	$ 610,753	$ 361,525	$ 972,278	26.9%	20,000	500
Career & Technical Education (CTE)	$ 566,549	$ 98,325	$ 664,874	25.0%	2,500	25
Entrepreneurship/Small Business	$ -		$ -	0.0%	-	-
General Training/Retraining	$ 588,935	$ 265,770	$ 854,705	26.0%	3,000	35
ACE (Infrastructure)	$ -	$ -	$ -	0.0%	-	-
Gap Tuition Assistance	$ -	$ -	$ -	0.0%	-	-
Iowa Jobs Training (260F)	$ -	$ -	$ -	0.0%	-	-
NCRC/NAM Certification	$ -	$ -	$ -	0.0%	-	-
PACE (260H)	$ 44,552	$ -	$ 44,552	2.0%	40	-
Total Planned Expenses FY 2021	$ 1,810,789	$ 725,620	$ 2,536,409		25,540	560
Percentage of Total Plan	71.4%	28.6%	100%	79.9%		

Des Moines Area Community College

FY 2021 Allocation Estimate:	**$**	**3,870,927**
FY 2020 Carryover:	**$**	**396,601**
Career Coach/Analyst Annual Subscription	**$**	**(23,942)**
Total FY 2021 WTED Fund Estimate:	**$**	**4,243,586**

Fiscal Year 2021 Plan (July 1, 2020 - June 30, 2021)	Program/Target Areas	Non-Target Areas	Total	Percent by Program/Target Areas	Estimated Participants	Estimated Businesses
Career Academies	$ 885,000	$ 40,000	$ 925,000	20.9%	2,500	-
Career & Technical Education (CTE)	$ 2,293,586	$ 145,000	$ 2,438,586	54.0%	11,000	70
Entrepreneurship/Small Business	$ -		$ -	0.0%	-	-
General Training/Retraining	$ 630,000	$ 125,000	$ 755,000	14.8%	950	30
ACE (Infrastructure)	$ -		$ -	0.0%	-	-
Gap Tuition Assistance	$ -		$ -	0.0%	-	-
Iowa Jobs Training (260F)	$ -		$ -	0.0%	-	-
NCRC/NAM Certification	$ -		$ -	0.0%	-	-
PACE (260H)	$ 75,000	$ 50,000	$ 125,000	1.8%		-
Total Planned Expenses FY 2021	$ 3,883,586	$ 360,000	$ 4,243,586		14,450	100
Percentage of Total Plan	91.5%	8.5%	100%	91.5%		

Western Iowa Tech Community College

FY 2021 Allocation Estimate:	**$**	**810,945**
FY 2020 Carryover:	**$**	**124,168**
Career Coach/Analyst Annual Subscription	**$**	**(7,908)**
Total FY 2021 WTED Fund Estimate:	**$**	**927,205**

Fiscal Year 2021 Plan (July 1, 2020 - June 30, 2021)	Program/Target Areas	Non-Target Areas	Total	Percent by Program/Target Areas	Estimated Participants	Estimated Businesses
Career Academies	$ 24,040	$ -	$ 24,040	2.6%	200	3
Career & Technical Education (CTE)	$ 580,215	$ 81,080	$ 661,295	62.6%	1,500	5
Entrepreneurship/Small Business	$ -	$ -	$ -	0.0%	-	-
General Training/Retraining	$ 209,180	$ -	$ 209,180	22.6%	3,000	82
ACE (Infrastructure)	$ -	$ -	$ -	0.0%	-	-
Gap Tuition Assistance	$ -	$ -	$ -	0.0%	-	-
Iowa Jobs Training (260F)	$ -	$ -	$ -	0.0%	-	-
NCRC/NAM Certification	$ -	$ -	$ -	0.0%	-	-
PACE (260H)	$ 32,690	$ -	$ 32,690	3.5%	-	-
Total Planned Expenses FY 2021	$ 846,125	$ 81,080	$ 927,205		4,700	90
Percentage of Total Plan	91%	9%	100%	91%		

Iowa Western Community College

FY 2021 Allocation Estimate:	**$**	**1,138,882**
FY 2020 Carryover:	**$**	**26,730**
Career Coach/Analyst Annual Subscription	**$**	**(8,601)**
Total FY 2021 WTED Fund Estimate:	**$**	**1,157,011**

Fiscal Year 2021 Plan (July 1, 2020 - June 30, 2021)	Program/Target Areas	Non-Target Areas	Total	Percent by Program/Target Areas	Estimated Participants	Estimated Businesses
Career Academies	$ -	$ -	$ -	0.0%	-	-
Career & Technical Education (CTE)	$ 550,000	$ -	$ 550,000	47.5%	1,800	-
Entrepreneurship/Small Business	$ 23,000	$ 22,000	$ 45,000	2.0%	300	30
General Training/Retraining	$ 547,011	$ 15,000	$ 562,011	47.3%	500	40
ACE (Infrastructure)	$ -		$ -	0.0%	-	-
Gap Tuition Assistance	$ -	$ -	$ -	0.0%	-	-
Iowa Jobs Training (260F)	$ -	$ -	$ -	0.0%	-	-
NCRC/NAM Certification	$ -	$ -	$ -	0.0%	-	-
PACE (260H)	$ -	$ -	$ -	0.0%	-	-
Total Planned Expenses FY 2021	$ 1,120,011	$ 37,000	$ 1,157,011		2,600	70
Percentage of Total Plan	96.8%	3.2%	100%	96.8%		

Southwestern Community College

FY 2021 Allocation Estimate:	**$**	**285,605**
FY 2020 Carryover:	**$**	**-**
Career Coach/Analyst Annual Subscription	**$**	**(3,305)**
Total FY 2021 WTED Fund Estimate:	**$**	**282,300**

Fiscal Year 2021 Plan (July 1, 2020 - June 30, 2021)	Program/Target Areas	Non-Target Areas	Total	Percent by Program/Target Areas	Estimated Participants	Estimated Businesses
Career Academies	$ 94,251	$ -	$ 94,251	33.4%	32	4
Career & Technical Education (CTE)	$ 188,049	$ -	$ 188,049	66.6%	252	11
Entrepreneurship/Small Business	$ -	$ -	$ -	0.0%	-	-
General Training/Retraining	$ -	$ -	$ -	0.0%	-	-
ACE (Infrastructure)	$ -	$ -	$ -	0.0%	-	-
Gap Tuition Assistance	$ -	$ -	$ -	0.0%	-	-
Iowa Jobs Training (260F)	$ -	$ -	$ -	0.0%	-	-
NCRC/NAM Certification	$ -	$ -	$ -	0.0%	-	-
PACE (260H)	$ -	$ -	$ -	0.0%	-	-
Total Planned Expenses FY 2021	$ 282,300	$ -	$ 282,300		284	15
Percentage of Total Plan	100%	0%	100%	100%		

Indian Hills Community College

FY 2021 Allocation Estimate:	**$**	**798,856**
FY 2020 Carryover:	**$**	**26,795**
Career Coach/Analyst Annual Subscription	**$**	**(10,363)**
Total FY 2021 WTED Fund Estimate:	**$**	**815,288**

Fiscal Year 2021 Plan (July 1, 2020 - June 30, 2021)	Program/Target Areas	Non-Target Areas	Total	Percent by Program/Target Areas	Estimated Participants	Estimated Businesses
Career Academies	$ 181,500	$ -	$ 181,500	22.3%	40	-
Career & Technical Education (CTE)	$ 375,377	$ -	$ 375,377	46.0%	300	-
Entrepreneurship/Small Business	$ 117,911	$ -	$ 117,911	14.5%	30	6
General Training/Retraining	$ 140,500	$ -	$ 140,500	17.2%	320	-
ACE (Infrastructure)	$ -	$ -	$ -	0.0%	-	-
Gap Tuition Assistance	$ -	$ -	$ -	0.0%	-	-
Iowa Jobs Training (260F)	$ -	$ -	$ -	0.0%	-	-
NCRC/NAM Certification	$ -	$ -	$ -	0.0%	-	-
PACE (260H)	$ -	$ -	$ -	0.0%	-	-
Total Planned Expenses FY 2021	$ 815,288	$ -	$ 815,288		690	6
Percentage of Total Plan	100.0%	0.0%	100%	100.0%		

Southeastern Community College

FY 2021 Allocation Estimate:	**$**	**473,323**
FY 2020 Carryover:	**$**	**158,398**
Career Coach/Analyst Annual Subscription	**$**	**(5,989)**
Total FY 2021 WTED Fund Estimate:	**$**	**625,732**

Fiscal Year 2021 Plan (July 1, 2020 - June 30, 2021)	Program/Target Areas	Non-Target Areas	Total	Percent by Program/Target Areas	Estimated Participants	Estimated Businesses
Career Academies	$ 9,200	$ -	$ 9,200	1.5%	115	65
Career & Technical Education (CTE)	$ 538,224	$ 4,598	$ 542,822	86.0%	800	180
Entrepreneurship/Small Business	$ 33,000	$ -	$ 33,000	5.3%	311	15
General Training/Retraining	$ -	$ -	$ -	0.0%	645	8
ACE (Infrastructure)	$ -	$ -	$ -	0.0%	-	-
Gap Tuition Assistance	$ -	$ -	$ -	0.0%	-	-
Iowa Jobs Training (260F)	$ 40,710	$ -	$ 40,710	6.5%	13	7
NCRC/NAM Certification	$ -	$ -	$ -	0.0%	-	-
PACE (260H)	$ -	$ -	$ -	0.0%	-	-
Total Planned Expenses FY 2021	$ 621,134	$ 4,598	$ 625,732		1,884	275
Percentage of Total Plan	99.3%	0.7%	100%	99.3%		

COMMUNITY COLLEGES & WORKFORCE PREPARATION

www.educateiowa.gov/ccpublications

The Division of Community Colleges and Workforce Preparation within the Iowa Department of Education administers a variety of diverse programs that enhance Iowa's educational system and help to prepare a skilled and knowledgeable workforce. Divided between two bureaus — the Bureau of Community Colleges and the Bureau of Career and Technical Education — the division is committed to providing and supporting opportunities for lifelong learning. In addition to working with Iowa's 15 public community colleges on state accreditation, program approval, equity review, and data reporting, guidance is also provided in the areas of career and technical education, workforce training and economic development, adult education and literacy, military education, the state mandated OWI education program, the GAP Tuition and PACE programs, Senior Year Plus, the National Crosswalk Service Center, and the statewide Intermediary Network program.