



**Department of
Administrative Services**

Department of Administrative Services

Presentation to:

**The Transportation, Infrastructure and Capitals
Appropriations Subcommittee**

January 22, 2024

Department of Administrative Services

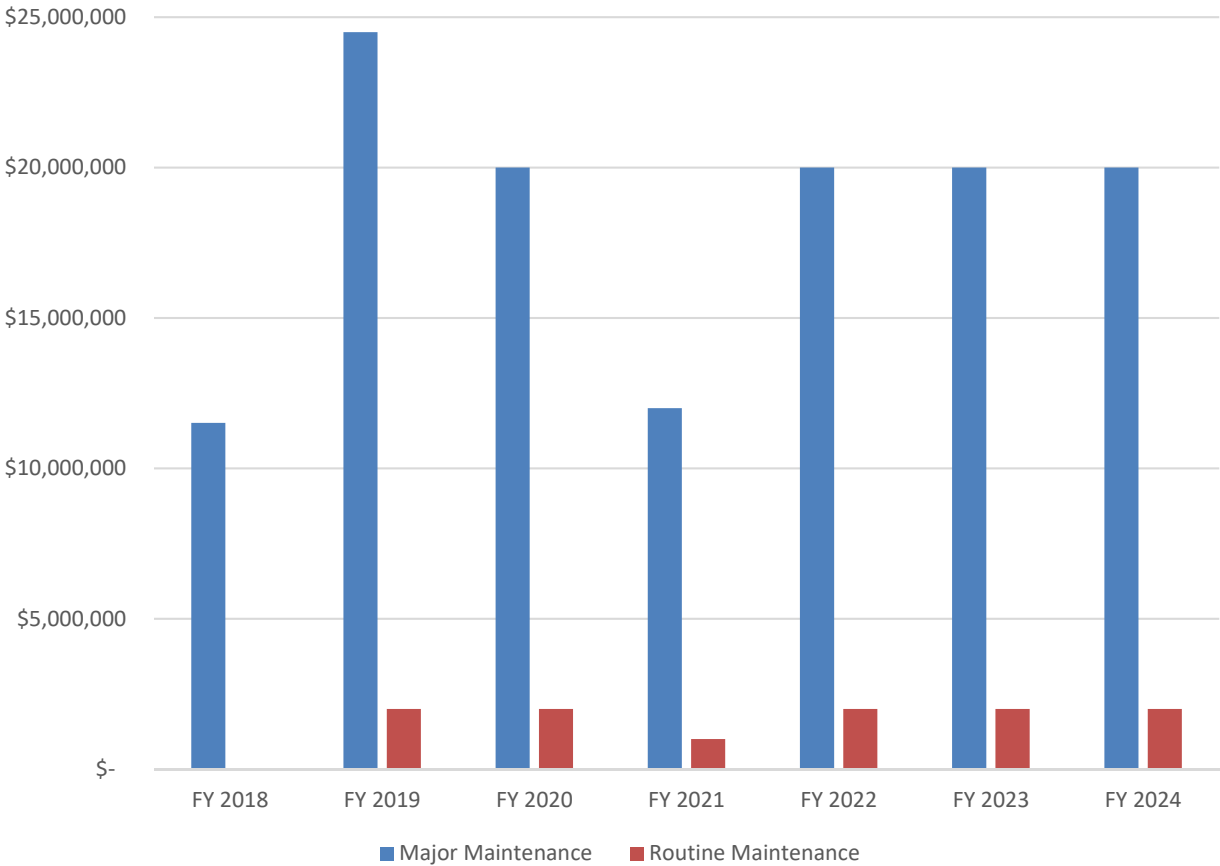
Major & Routine Maintenance Definitions

Major Maintenance is defined as expenditures made beyond the regular, normal upkeep of physical properties (i.e. Land, Buildings, and Equipment) for the repair or replacement of failed or failing building components as necessary to return a facility to its currently intended use, to prevent further damage, or to make it compliant with changes in laws, regulations, codes or standards. Tangible personal property is not eligible for major maintenance funds.

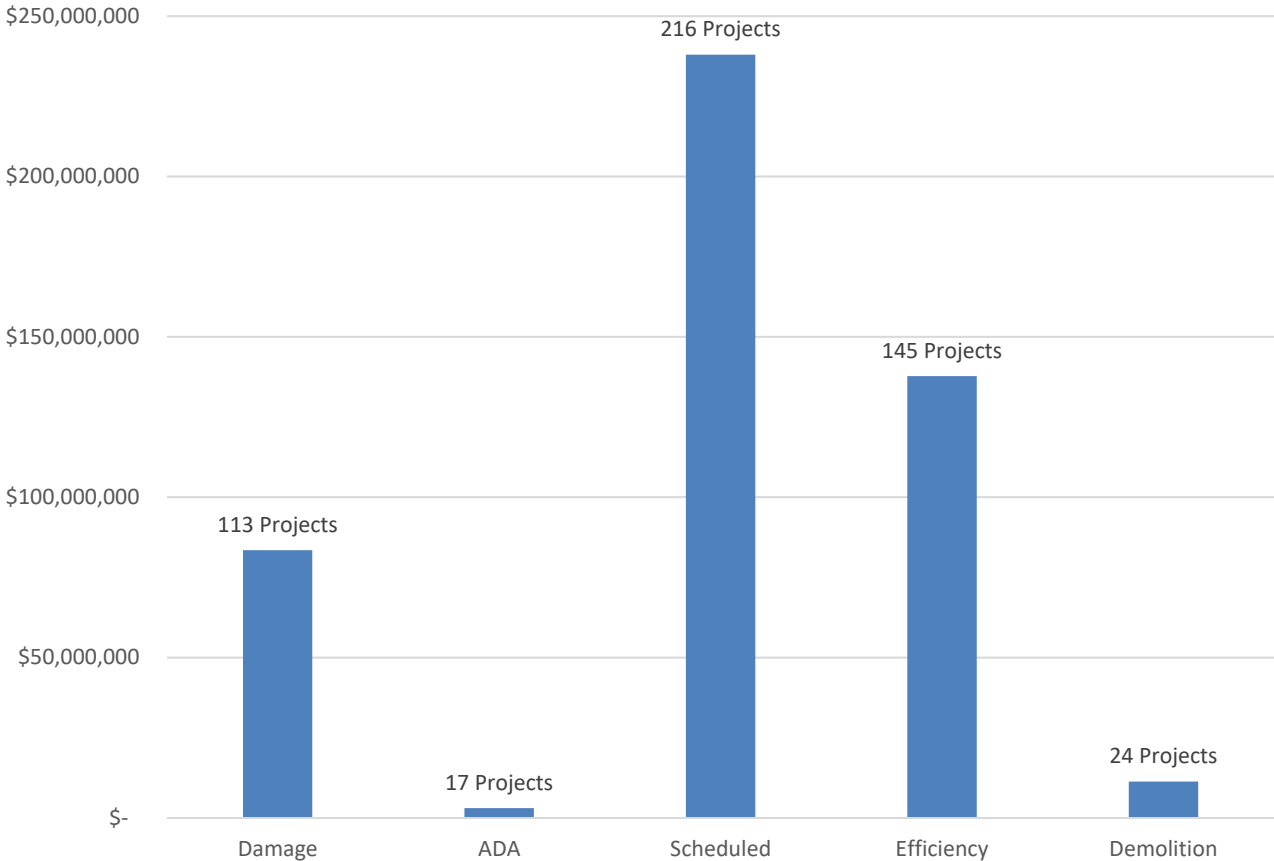
Routine Maintenance is defined as expenditures made for the regular upkeep of physical properties (i.e. Land, Buildings, and Equipment) including recurring, preventive and on-going maintenance necessary to delay or prevent the failure of physical properties. For purposes of this definition, building operational costs are not considered routine maintenance. Tangible personal property is not eligible for routine maintenance funds.



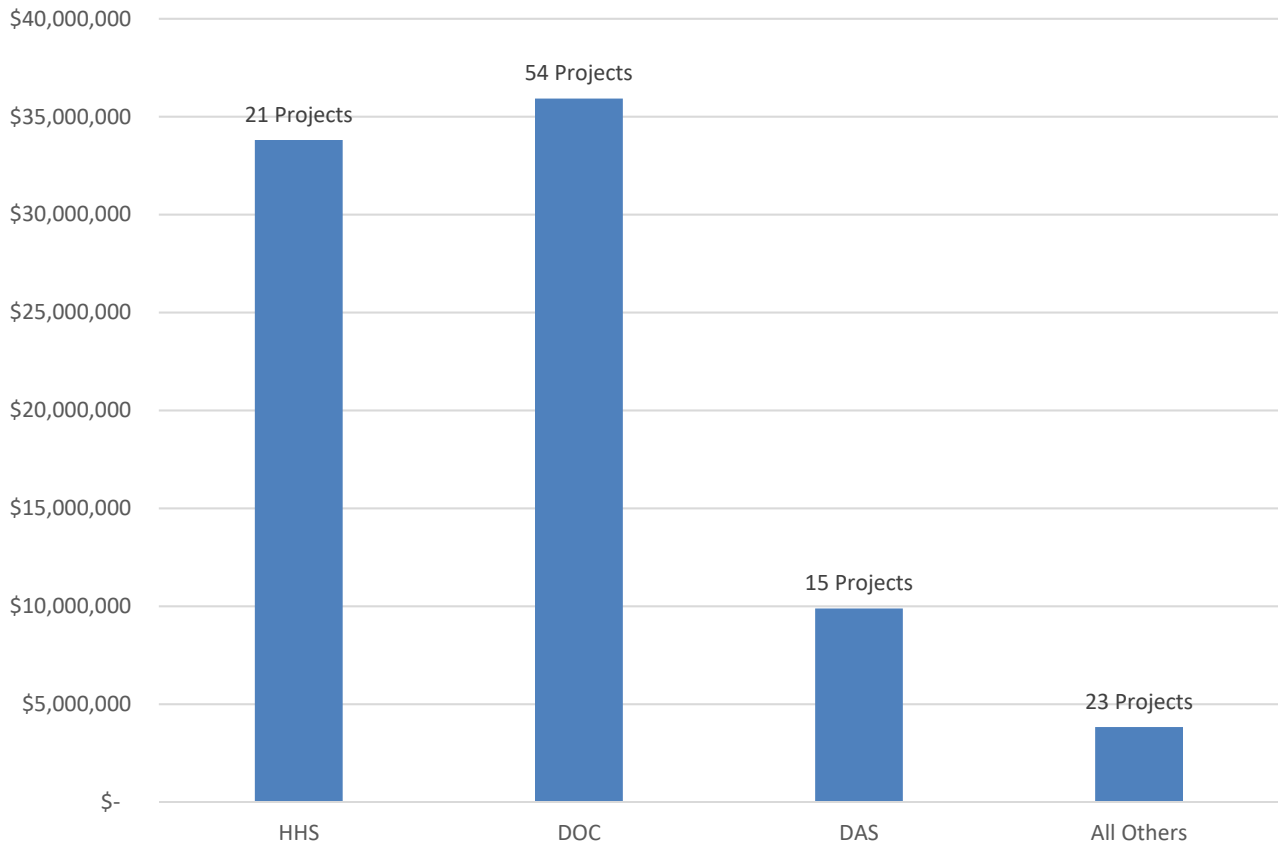
Department of Administrative Services Major Maintenance and Routine Maintenance Appropriation History from RIIF



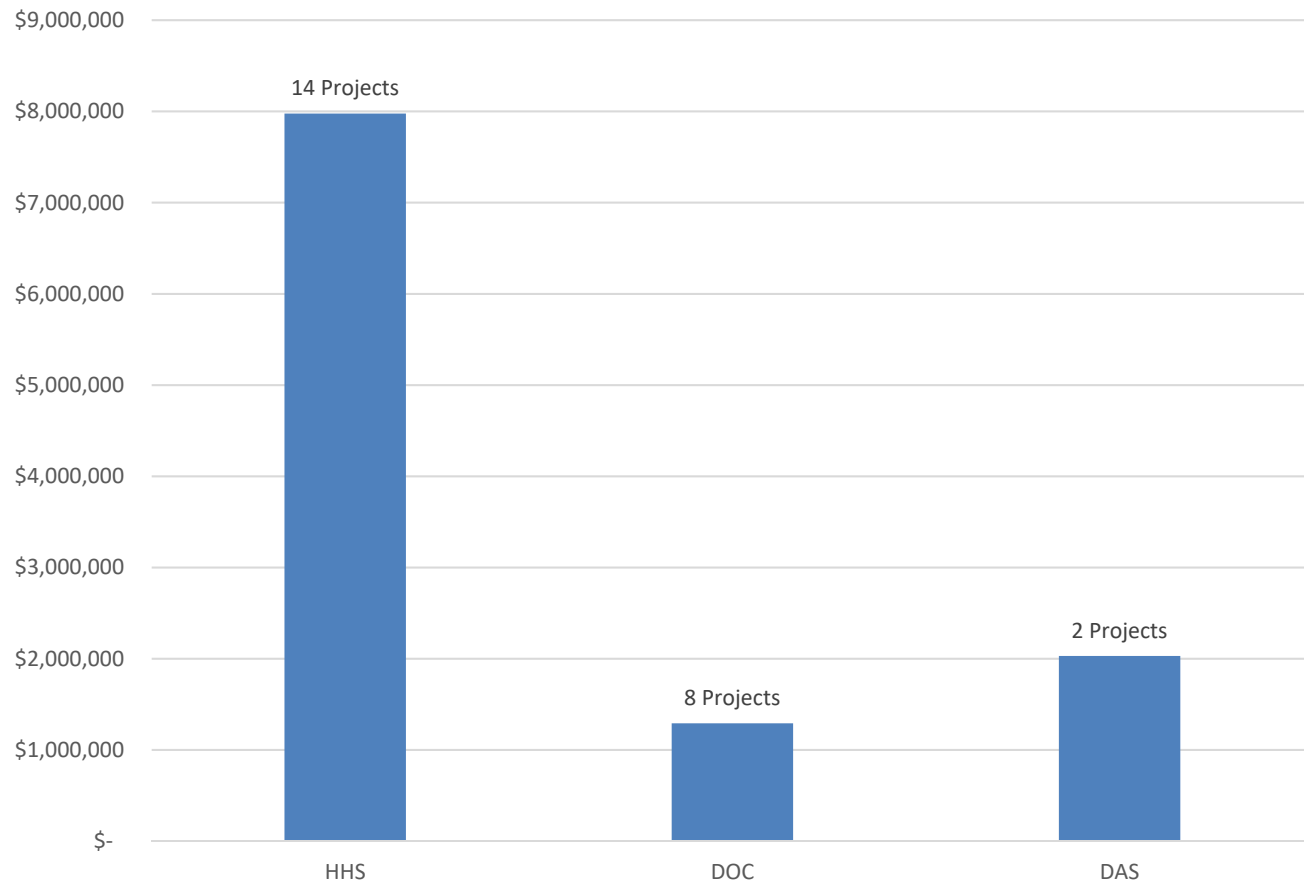
Department of Administrative Services Unfunded Major Maintenance Projects By Priority



Department of Administrative Services Unfunded Major Maintenance Projects With Damage Anticipated (Priority 2)



Department of Administrative Services Unfunded Major Maintenance Projects Demolition



Annual Infrastructure Report - 2023

Iowa Code Sections 8.57(5h), 8A.321(11), 12.88(4), 12.88A(4), and 12E.12(9)

Iowa Department of Administrative Services

January 15, 2024

In accordance with the Code of Iowa, Sections 8.57(5h), 8A.321(11), 12.88(4), 12.88A(4), and 12E.12(9), this annual report summarizes the status of all ongoing building-related projects for which appropriations from various revenue sources have been made to the Department of Administrative Services. The report includes projects for which funding reverted in 2023 as well as ongoing projects.

Major Maintenance

Expenditures made beyond the regular, normal upkeep of physical properties (i.e. Land, Buildings, and Equipment) for the repair or replacement of failed or failing building components as necessary to return a facility to its currently intended use, to prevent further damage, or to make it compliant with changes in laws, regulations, codes or standards. Tangible personal property as defined in the section "Routine Maintenance Definitions" shall not be eligible for major maintenance funds. Major maintenance covers projects on the Capitol Complex as well as off-complex agency facilities including:

- Department of Administrative Services
- Department for the Blind
- Department of Corrections
- Department of Education (Iowa PBS and the School for the Deaf)
- Department of Health and Human Services
- Department of Public Safety
- Department of Revenue (Alcoholic Beverages Division)
- Department of Veterans Affairs
- Iowa Law Enforcement Academy
- Iowa Veterans Home
- Iowa Workforce Development
- Terrace Hill

Work Progress:

Work is ongoing and many projects have been completed. A complete list of projects is available online at <http://das.iowa.gov/financials/>

Total Resources: \$107,594,540

Funding available represents major maintenance appropriations since 2017. Additional resources include monument donations and agency funds for specific projects.

Financial Summary for Major Maintenance:

Fiscal Year	Funding Source	Accounting Codes	Reversion Date	Appropriated Amount	Additional Resources	Total Resources				Open Contracts	Allocated Not Contracted	Unallocated
						Total Resources	Allocated	Total Contracted	Total Expended			
2017	RIIF	R527	6/30/2024	\$8,729,237	\$720,330	¹ \$9,449,567	\$9,449,567	\$9,419,202	\$9,419,202	\$0	\$30,364	\$0
2020	RIIF	MM20	6/30/2023	\$20,000,000	\$1,033,926	² \$21,033,926	\$21,033,926	\$21,033,926	\$21,033,926	\$0	\$0	\$0
2021	RIIF	MM21	6/30/2024	\$12,000,000	\$2,606,812	³ \$14,606,812	\$14,184,957	\$13,726,101	\$12,648,671	\$1,077,429	\$458,857	\$421,855
2022	RIIF	MM22	6/30/2025	\$20,000,000	\$1,444,726	⁴ \$21,444,726	\$21,201,833	\$18,782,151	\$16,390,726	\$2,391,425	\$2,419,683	\$242,892
2023	RIIF	MA23	6/30/2025	\$500,000	\$0	⁵ \$500,000	\$500,000	\$500,000	\$500,000	\$0	\$0	\$0
2023	RIIF	MM23	6/30/2026	\$20,000,000	\$559,510	⁶ \$20,559,510	\$19,549,299	\$15,803,544	\$8,788,300	\$7,015,244	\$3,745,755	\$1,010,211
2024	RIIF	MM24	6/30/2027	\$20,000,000	\$0	⁷ \$20,000,000	\$12,825,000	\$6,021,656	\$115,845	\$5,905,811	\$6,803,344	\$7,175,000
Totals:				\$101,229,237	\$6,365,303	\$107,594,540	\$98,744,582	\$85,286,579	\$68,896,670	\$16,389,909	\$13,458,003	\$8,849,958

¹ SF2324, Section 5.1, provides for an allocation of \$100,000 toward monument maintenance with a \$2/\$1 match from donations. HF643 deappropriated \$760,000 from R527. Amended by HF765 changing the reversion date for the monument repair allocation from FY21 to FY24.

² 2018 Iowa Acts, Chapter 1162, Section 1 (FY2019), provides for an allocation of \$3,300,000 for the Historical Building.

³ 2020 Iowa Acts, Chapter 1120, Section 7 amended 2018 Iowa Acts, Chapter 1162, Section 1 by reducing the appropriation from \$20 million to \$12 million (FY2021).

⁴ 2018 Iowa Acts, Chapter 1162, Section 1 (FY2022).

⁵ 2022 Iowa Acts, Chapter 1150, Section 1.1(b) (FY2023).

⁶ 2018 Iowa Acts, Chapter 1162, Section 1 (FY2023).

⁷ 2020 Iowa Acts, Chapter 1120, Section 7 amended 2018 Iowa Acts, Chapter 1162, Section 1 by adding an appropriation for \$20 million (FY2024)

Routine Maintenance

Routine, recurring, and preventive maintenance for State-owned facilities at the Capitol Complex and statewide for ten agencies.

- Department of Administrative Services
- Department of Corrections
- Department of Education (for Iowa PBS)
- Department of Health and Human Services
- Department of Public Safety
- Department of Revenue (Alcoholic Beverages Division)
- Department of Veterans Affairs
- Iowa Law Enforcement Academy
- Iowa Veterans Home
- Terrace Hill

Progress of the Work:

All funds were distributed to agencies on a square footage basis.

Work is ongoing and many projects have been completed. A complete list of projects is available online at <http://das.iowa.gov/financials/>.

Total Resources: \$9,013,531

Financial Summary for Routine Maintenance:

Fiscal Year	Funding Source	Accounting Codes	Reversion Date	Appropriated Amount	Additional Resources	Total Resources				Open Contracts	Allocated Not Contracted	Unallocated
						Total Resources	Allocated	Total Contracted	Total Expended			
2020	RIIF	20RM	N/A	\$2,000,000	\$9,840 ¹	\$2,009,840	\$2,003,784	\$2,002,713	\$2,001,755	\$958	\$1,071	\$6,056
2021	RIIF	21RM	N/A	\$1,000,000	\$0 ²	\$1,000,000	\$1,000,000	\$978,335	\$976,976	\$1,359	\$21,665	\$0
2022	RIIF	22RM	N/A	\$2,000,000	\$31 ³	\$2,000,031	\$2,000,031	\$1,769,076	\$1,693,695	\$75,381	\$230,955	\$0
2023	RIIF	23RM	N/A	\$2,000,000	\$198 ⁴	\$2,000,198	\$2,000,198	\$2,000,198	\$1,461,175	\$539,024	\$0	\$0
2024	RIIF	24RM	N/A	\$2,000,000	\$3,463 ⁵	\$2,003,463	\$2,003,463	\$2,003,463	\$118,212	\$1,885,250	\$0	\$0
Totals:				\$9,000,000	\$13,531	\$9,013,531	\$9,007,476	\$8,753,785	\$6,251,813	\$2,501,972	\$253,691	\$6,056

¹ Iowa Code Section 8A.330, subsection 2 appropriates funds to DAS for purposes of routine maintenance projects (FY2020)

² Iowa Code Section 8A.330, subsection 2, as amended by HF2642, section 14 appropriates funds to DAS for purposes of routine maintenance projects (FY2021)

³ Iowa Code Section 8A.330, subsection 2 appropriates funds to DAS for purposes of routine maintenance projects (FY2022)

⁴ Iowa Code Section 8A.330, subsection 2 appropriates funds to DAS for purposes of routine maintenance projects (FY2023)

⁵ Iowa Code Section 8A.330, subsection 2 appropriates funds to DAS for purposes of routine maintenance projects (FY2024)

Capitol Complex Security Cameras

Progress of the Work:

For security cameras on the state capitol complex.

Working on finalizing camera locations and network needs.

Total Resources: \$1,450,000

Financial Summary for Security Cameras:

Fiscal Year	Funding Source	Accounting Codes	Reversion Date	Appropriated Amount	Additional Resources	Total Resources				Open Contracts	Allocated Not Contracted	Unallocated
						Total Resources	Allocated	Total Contracted	Total Expended			
2022	RIIF	SC22	6/30/2024	\$250,000	\$0 ¹	\$250,000	\$241,559	\$171,938	\$171,938	\$0	\$69,621	\$8,441
2023	RIIF	CS23	6/30/2025	\$1,000,000	\$0 ²	\$1,000,000	\$585,504	\$556,007	\$556,007	\$0	\$29,496	\$414,496
2024	RIIF	SC24	6/30/2026	\$200,000	\$0 ³	\$200,000	\$0	\$0	\$0	\$0	\$0	\$200,000
Totals:				\$1,450,000	\$0	\$1,450,000	\$827,063	\$727,946	\$727,946	\$0	\$99,117	\$622,937

¹ 2021 Iowa Acts, Chapter 167, Section 1.1 (FY2024)

² 2022 Iowa Acts, Chapter 1150, Section 1.1(a) (FY2023)

³ 2023 Iowa Acts, Chapter 118, Section 1.1 (FY2024)

Thank You



Department of
Administrative Services