

**JUSTICE SYSTEM
APPROPRIATIONS SUBCOMMITTEE**

JANUARY 2024

Table of Contents

Analysis of the Governor’s Budget Recommendations

	Page
Subcommittee Members and Staff	1
Summary of FY 2025 Recommendations	3
Department of Justice.....	4
Civil Rights Commission	7
Department of Corrections	8
Department of Inspections, Appeals, and Licensing — State Public Defender	13
Judicial Branch	16
Law Enforcement Academy.....	19
Board of Parole.....	21
Department of Public Defense.....	23
Homeland Security and Emergency Management Department.....	25
Department of Public Safety	28
Criminal and Juvenile Justice Planning, Department of Health and Human Services	31
Comparison to Other States — Outcomes	32
Legislative Services Agency Publications.....	33
Appendices	
A – Appropriations Tracking	34
General Fund Tracking.....	35
Other Funds Tracking.....	39
Full-Time Equivalent (FTE) Position Tracking	40
B – Appropriations Activity	44
C – Sample of Budget Schedules	49
D – Report on Federal Grants.....	51
E – Fee Project	62
F – Federal Funds.....	63
G – Fiscal Research Briefs.....	89
H – Budget Unit Briefs.....	114

(Blank Page)



Justice System Subcommittee Members

Analysis of the Governor's Budget Recommendations

SENATE

Julian B. Garrett, Chairperson
Cherielynn Westrich, Vice Chairperson
Todd E. Taylor, Ranking Member
Nate Boulton
Charlie McClintock
Sandy Salmon

HOUSE

Brian K. Lohse, Chairperson
Dr. Steven P. Bradley, Vice Chairperson
Eric J. Gjerde, Ranking Member
Ken Croken
Jeff Shipley
Phil Thompson
Mike Vondran
Beth Wessel-Kroeschell
Ross Wilburn

LEGISLATIVE SERVICES AGENCY

Fiscal Services Division

Justus Thompson (515.725.2249)
justus.thompson@legis.iowa.gov

Molly Kilker (515.725.1286)
molly.kilker@legis.iowa.gov

Legal Services Division

Charlotte Miller (515.725.4117)
charlotte.miller@legis.iowa.gov

Adrienne Seusy (515.281.3444)
adrienne.seusy@legis.iowa.gov

State of Iowa
90th General Assembly
Joint Justice System Appropriations Subcommittee

As Of: 01/11/2024

Page 1



Chair
Senator
Garrett, Julian B.



Chair
Representative
Lohse, Brian K.



Vice Chair
Representative
Bradley, Steven P.



Vice Chair
Senator
Westrich, Cherielynn



Ranking Member
Representative
Gjerde, Eric J.



Ranking Member
Senator
Taylor, Todd E.



Senator
Boulton, Nate



Representative
Croken, Ken



Senator
McClintock, Charlie



Senator
Salmon, Sandy



Representative
Shipley, Jeff



Representative
Thompson, Phil



Representative
Vondran, Mike

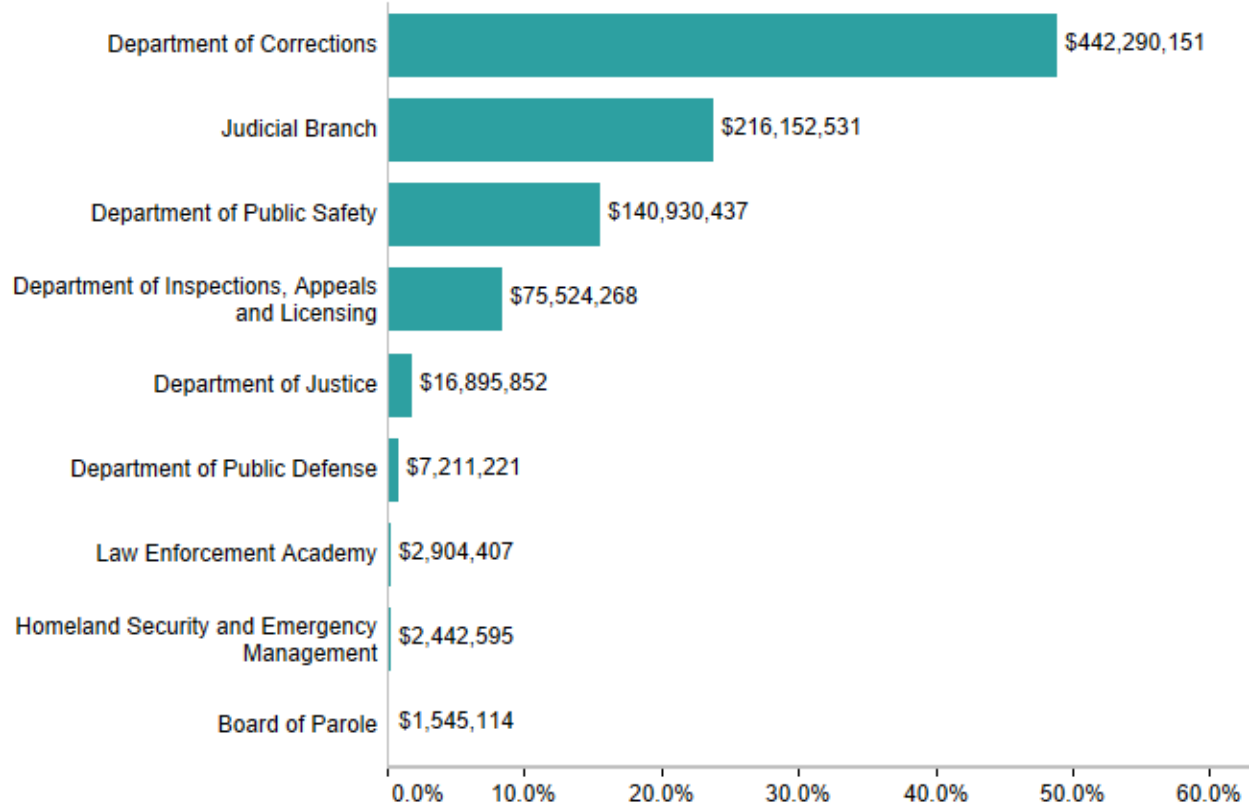


Representative
Wessel-Kroeschell,
Beth

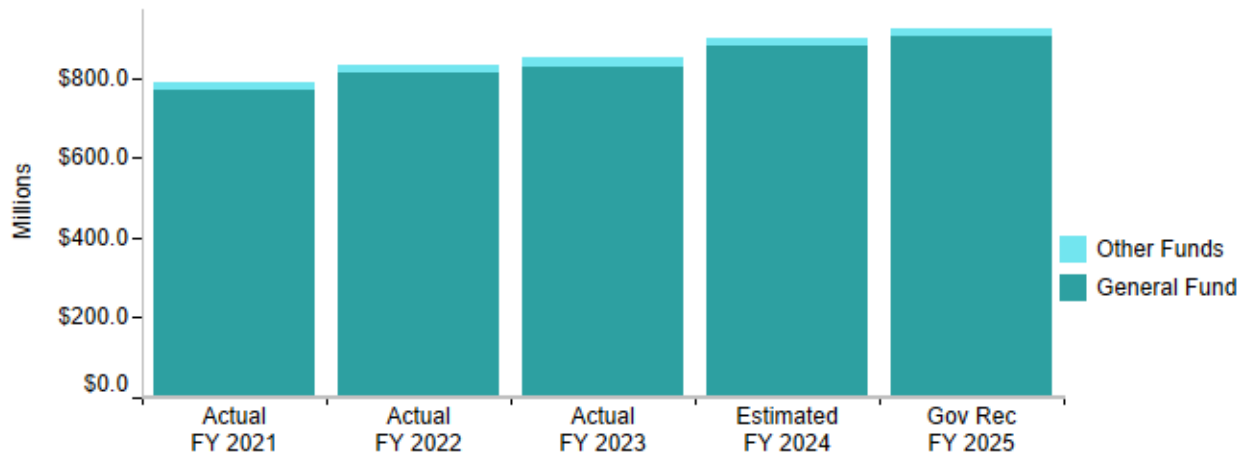


Representative
Wilburn, Ross

**FY 2025 General Fund Governor's Recommendations
 Total: \$905,896,576**



**Funding History by Appropriations Subcommittee —
 Justice System**

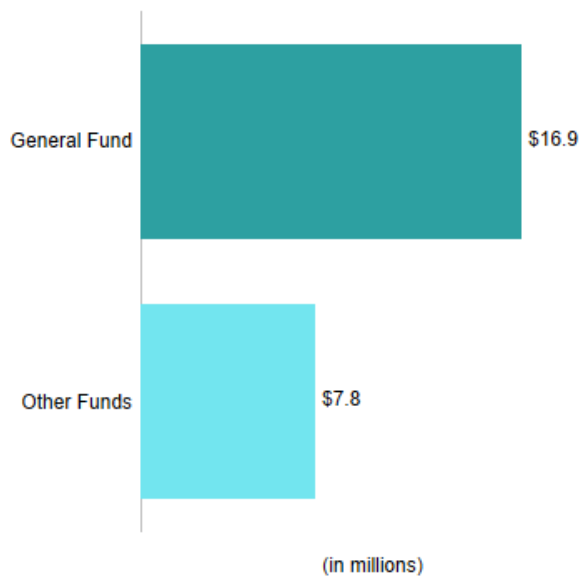


DEPARTMENT OF JUSTICE

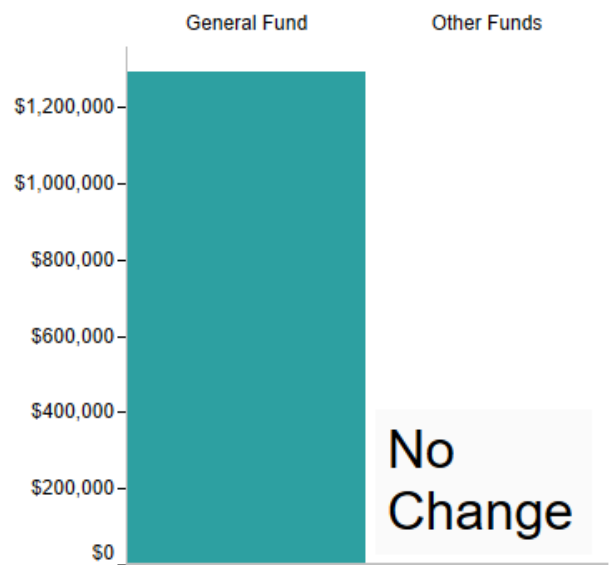
Overview and Funding History

Agency Overview: The Attorney General (AG) is the head of the Department of Justice and is elected every four years. The Department is composed of the [Office of the Attorney General](#), the [Office of the Prosecuting Attorneys Training Coordinator](#), the [Office of the Consumer Advocate](#), and the [Crime Victim Assistance Division](#). The Department represents the State in all litigation; issues formal and informal opinions and advice to State agencies; prosecutes criminal offenders at the request of county attorneys and handles all criminal appeals; and administers Farm Mediation Services, Victim Assistance Grants, and Legal Services Poverty Grants.

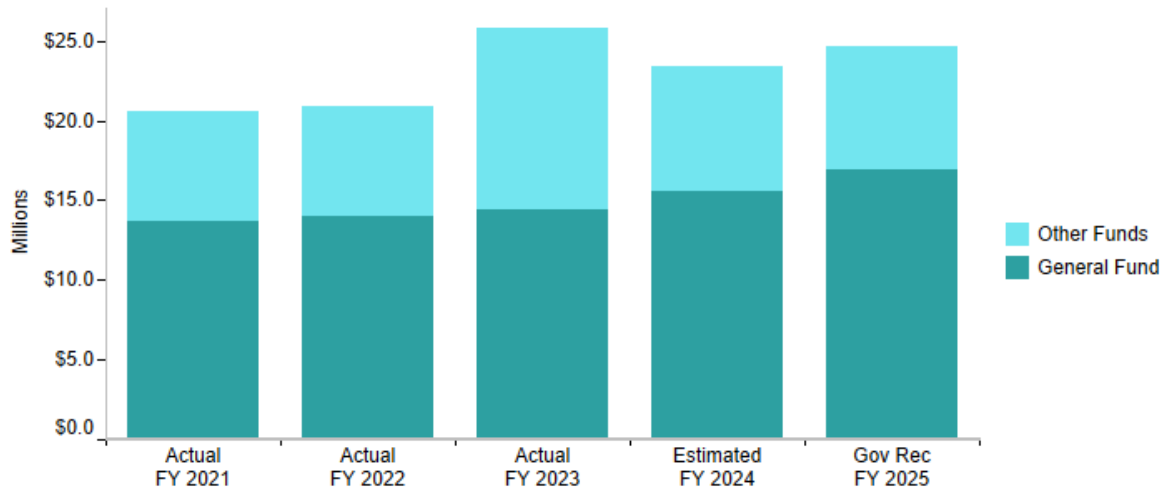
**FY 2025 Governor's Recommendations
Total: \$24,646,565**



**Governor's Recommendations
Compared to FY 2024**



Funding History



General Fund Recommendations

	Actual FY 2023 <u>(1)</u>	Estimated FY 2024 <u>(2)</u>	Gov Rec FY 2025 <u>(3)</u>	Gov Rec vs Est FY 2024 <u>(4)</u>
Attorney General				
Justice, Dept. of				
General Office AG	\$ 6,530,099	\$ 7,749,860	\$ 9,042,483	\$ 1,292,623
Victim Assistance Grants	5,016,708	5,016,708	5,016,708	0
Legal Services Poverty Grants	2,634,601	2,634,601	2,634,601	0
AG Cybersecurity and Technology	<u>202,060</u>	<u>202,060</u>	<u>202,060</u>	<u>0</u>
Total Attorney General	\$ 14,383,468	\$ 15,603,229	\$ 16,895,852	\$ 1,292,623

Governor’s Recommendation FY 2025

General Office AG \$1,292,623

- An increase of \$884,090 for 3.00 attorney full-time equivalent (FTE) positions, 2.00 investigator FTE positions, and 1.00 paralegal FTE position. These positions will assist county attorneys with investigating and prosecuting crimes such as murder, sexual assault, and public corruption.
- An increase of \$286,596 to fully staff the Farm and Freedom Division.
- An increase of \$121,937 for general operations.

Other Fund Recommendations

	Actual FY 2023 <u>(1)</u>	Estimated FY 2024 <u>(2)</u>	Gov Rec FY 2025 <u>(3)</u>	Gov Rec vs Est FY 2024 <u>(4)</u>
Attorney General				
Consumer Advocate				
Consumer Advocate - CMRF	\$ 3,378,093	\$ 3,450,713	\$ 3,450,713	\$ 0
Justice, Dept. of				
Farm Mediation Services - CEF	\$ 300,000	\$ 300,000	\$ 300,000	\$ 0
AG Prosecutions and Appeals - CEF	2,000,000	2,000,000	2,000,000	0
Consumer Fraud - Public Ed & Enforce - CEF	1,786,437	1,875,000	1,875,000	0
Older Iowans Consumer Fraud - CEF	119,649	125,000	125,000	0
AG - Medication Addiction Treatment Program - OSF	<u>3,800,000</u>	<u>0</u>	<u>0</u>	<u>0</u>
Justice, Dept. of	\$ 8,006,086	\$ 4,300,000	\$ 4,300,000	\$ 0
Total Attorney General	\$ 11,384,179	\$ 7,750,713	\$ 7,750,713	\$ 0

Discussion Items

Opioid Settlement Fund — During the 2022 Legislative Session, the General Assembly established the Opioid Settlement Fund. The Fund consists of moneys paid to the State as the result of a national settlement of litigation with entities concerning claims related to the manufacturing, marketing, selling, distribution, dispensing, or promoting of opioids. As of December 20, 2023, there was \$27,345,620 in the Opioid Settlement Fund.

Tobacco Settlement — In August 2023, a new agreement was reached between the Attorney General’s Office and tobacco manufacturers for the State of Iowa to receive over \$171,000,000 in additional payments. The State is set to receive \$136,000,000 in April 2024. The remaining funds will be dispersed annually in CY 2025 through CY 2029. Of the total settlement amount, 78.00% of funds will be allocated for payments to the State’s debt to bondholders, and the rest will be deposited into the Rebuild Iowa Infrastructure Fund (RIIF). More information about the Tobacco Settlement Authority Act can be found in Iowa Code chapter [12E](#).

Crime Victim Assistance Grants — The Department administers a grant program that funds local domestic abuse, sexual abuse, and shelter-based programs. Victim Services receives grants from four federal funding sources, including the federal Victims of Crime Act (VOCA), the Family Violence Prevention and Services Act, the Violence Against Women Act (VAWA), and the VAWA Sexual Assault Services Formula Program. The total grant award from the four federal funding sources for FY 2024 was \$19,435,152.

Victims of Crime Act (VOCA) — The VOCA Victim Assistance Formula Grant Program is projected to have a significant reduction in funding in FFY 2024. If funding is reduced, the Office of the Attorney General may require an additional appropriation to offer the same services previously granted to those covered by VOCA.

Domestic Violence Fatality Chronicle — In September 2023, the Victim Assistance Section of the Office of the Attorney General published a chronicle detailing the deaths of 385 men, women, and bystanders killed in suspected domestic violence murders since January 1, 1995, in the State. The [report](#) found that 138 murders resulted in convictions of homicide-related crimes, a Class A felony (if murder in the first degree) or Class B felony (if murder in the second degree) in the State.

Federal Funds Related to COVID-19 — For additional information on the funds the State received as a result of the federal COVID-19 legislation, please see the **Federal Funds** section of this document

CIVIL RIGHTS COMMISSION

Civil Rights Commission Alignment — With the enactment of [Senate File 514](#) (State Government Alignment Act), the Civil Rights Commission is now administered by the Department of Inspections, Appeals, and Licensing (DIAL).

	Actual FY 2023 <u>(1)</u>	Estimated FY 2024 <u>(2)</u>	Gov Rec FY 2025 <u>(3)</u>	Gov Rec vs Est FY 2024 <u>(4)</u>
<u>Civil Rights Commission, Iowa</u>				
Civil Rights Commission				
Civil Rights Commission	\$ 1,343,051	\$ 0	\$ 0	\$ 0
Total Civil Rights Commission, Iowa	\$ 1,343,051	\$ 0	\$ 0	\$ 0

DEPARTMENT OF CORRECTIONS

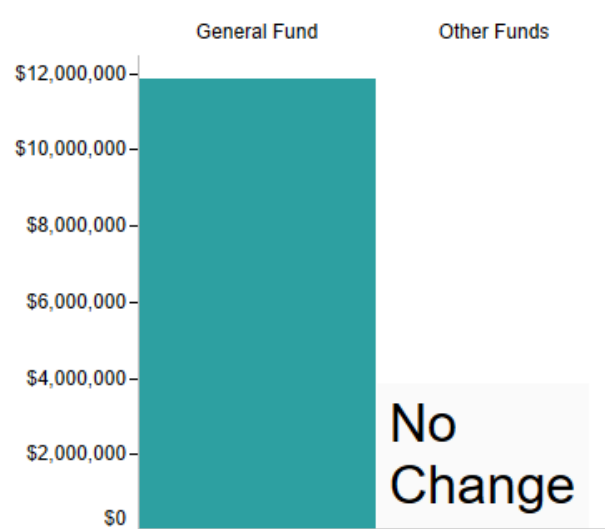
Overview and Funding History

Agency Overview: The mission of the [Department of Corrections](#) (DOC) is to create opportunities for safer communities by managing a coordinated system of evidence-based, research-informed services and interventions within a continuum of custody and community supervision levels. The DOC operates nine prisons to incarcerate legally committed adult offenders, with the enactment of [Senate File 514](#) (State Government Alignment), the DOC now has oversight of eight Community-Based Corrections (CBC) district departments that provide supervision for offenders on parole, probation, and work release, as well as Operating While Intoxicated (OWI) offenses. The DOC provides opportunities for offenders to make improvements through various educational, skill development, and counseling programs; trains professional staff; operates Iowa Prison Industries; and provides oversight of local jails.

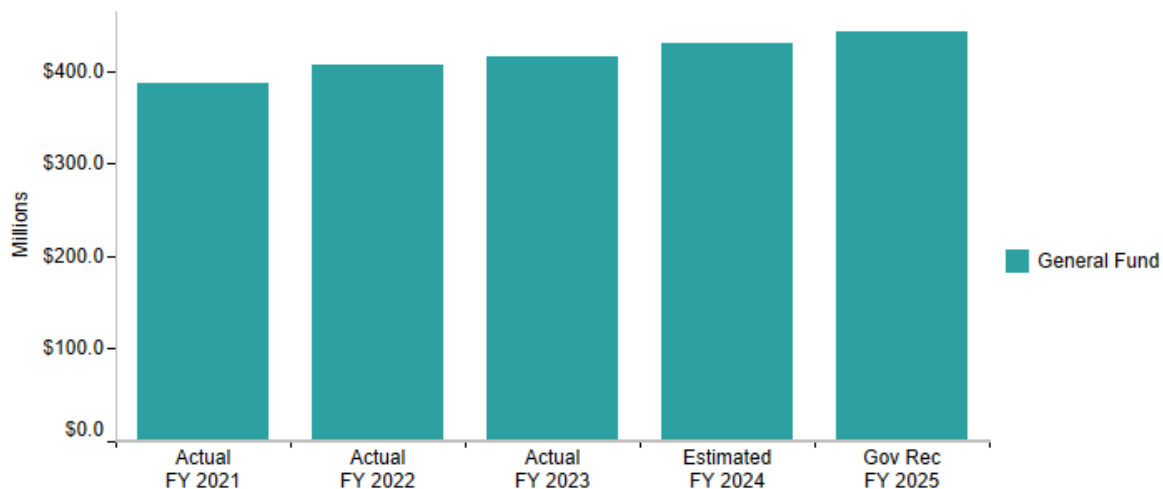
**FY 2025 Governor's Recommendations
Total: \$442,290,151**



**Governor's Recommendations
Compared to FY 2024**



Funding History



General Fund Recommendations

	Actual FY 2023 (1)	Estimated FY 2024 (2)	Gov Rec FY 2025 (3)	Gov Rec vs Est FY 2024 (4)
Corrections, Department of				
Central Office				
County Confinement	\$ 1,195,319	\$ 1,195,319	\$ 1,345,319	\$ 150,000
Federal Prisoners/Contractual	234,411	234,411	234,411	0
Corrections Administration	6,321,190	6,313,331	7,662,297	1,348,966
Corrections Education	2,608,109	2,608,109	2,608,109	0
Iowa Corrections Offender Network	2,000,000	2,000,000	2,000,000	0
Mental Health/Substance Abuse	28,065	28,065	28,065	0
DOC - Department-Wide Duties	243,797	12,974,108	8,654,633	-4,319,475
Corrections Real Estate - Capitals	927,688	0	0	0
State Cases Court Costs	0	10,000	10,000	0
Central Office	\$ 13,558,579	\$ 25,363,343	\$ 22,542,834	\$ -2,820,509
Fort Madison				
Ft. Madison Institution	\$ 43,937,403	\$ 44,192,771	\$ 45,522,762	\$ 1,329,991
Anamosa				
Anamosa Institution	\$ 36,849,581	\$ 37,022,808	\$ 38,887,065	\$ 1,864,257
Oakdale				
Oakdale Institution	\$ 56,250,842	\$ 56,368,832	\$ 57,703,792	\$ 1,334,960
DOC Institutional Pharmaceuticals	8,556,620	9,550,417	9,925,417	375,000
Oakdale	\$ 64,807,462	\$ 65,919,249	\$ 67,629,209	\$ 1,709,960
Newton				
Newton Institution	\$ 30,318,214	\$ 30,437,665	\$ 31,522,181	\$ 1,084,516
Mount Pleasant				
Mount Pleasant Institution	\$ 28,464,947	\$ 28,642,429	\$ 29,729,489	\$ 1,087,060
Rockwell City				
Rockwell City Institution	\$ 11,043,114	\$ 11,090,142	\$ 11,364,524	\$ 274,382
Clarinda				
Clarinda Institution	\$ 27,175,874	\$ 27,355,684	\$ 28,625,610	\$ 1,269,926
Mitchellville				
Mitchellville Institution	\$ 24,823,392	\$ 24,946,721	\$ 25,512,183	\$ 565,462
Fort Dodge				
Fort Dodge Institution	\$ 32,636,226	\$ 32,742,479	\$ 33,279,423	\$ 536,944
CBC District 1				
CBC District I	\$ 16,207,339	\$ 16,207,339	\$ 16,826,981	\$ 619,642
CBC District 2				
CBC District II	\$ 12,789,649	\$ 12,789,649	\$ 13,637,109	\$ 847,460
CBC District 3				
CBC District III	\$ 7,710,790	\$ 7,710,790	\$ 8,615,128	\$ 904,338
CBC District 4				
CBC District IV	\$ 6,193,805	\$ 6,193,805	\$ 6,465,898	\$ 272,093
CBC District 5				
CBC District V	\$ 23,440,024	\$ 23,440,024	\$ 24,328,291	\$ 888,267
CBC District 6				
CBC District VI	\$ 16,755,370	\$ 16,755,370	\$ 17,128,661	\$ 373,291
CBC District 7				
CBC District VII	\$ 9,672,851	\$ 10,362,851	\$ 10,671,655	\$ 308,804
CBC District 8				
CBC District VIII	\$ 9,238,778	\$ 9,238,778	\$ 10,001,148	\$ 762,370
Total Corrections, Department of	\$ 415,623,398	\$ 430,411,897	\$ 442,290,151	\$ 11,878,254

Governor's Recommendations FY 2025**Estimated FY 2024 Department-Wide Duties****\$-12,974,108**

The Department-Wide Duties estimated FY 2024 appropriation of \$12,974,108 to the DOC was recommended by the Governor to be allocated among the following line items for FY 2025.

- \$1,000,000 to the Fort Madison Institution for operating costs.
- \$990,000 to the Anamosa Institution for operating costs.
- \$1,025,000 to the Oakdale Institution for operating costs.
- \$375,000 to the Oakdale Institution Pharmacy for DOC institutional pharmaceuticals.
- \$825,000 to the Newton Institution for operating costs.
- \$950,000 to the Mount Pleasant Institution for operating costs.
- \$165,958 to the Rockwell City Institution for operating costs.
- \$1,045,000 to the Clarinda Institution for operating costs.
- \$360,000 to the Mitchellville Institution for operating costs.
- \$430,000 to the Fort Dodge Institution for operating costs.
- \$615,719 to CBC District 1 for operating costs.
- \$835,804 to CBC District 2 for operating costs.
- \$900,000 to CBC District 3 for operating costs.
- \$264,002 to CBC District 4 for operating costs.
- \$875,000 to CBC District 5 for operating costs.
- \$358,267 to CBC District 6 for operating costs.
- \$292,498 to CBC District 7 for operating costs.
- \$754,860 to CBC District 8 for operating costs.
- \$762,000 to Corrections Administration for operating costs.
- \$150,000 to County Confinement for operating costs.

Department-Wide Duties**\$8,654,633**

An increase of \$8,654,633 for Department-wide duties to be used at the discretion of the DOC.

Correctional Officer (CO) Pay Increase**\$1,971,493**

An increase of \$1,971,493 to the institutions to increase the wages of correctional officers from \$23.46 per hour to \$24.00 per hour. The change in the pay schedule results in the following increases to the institutions:

- \$246,713 to the Fort Madison Institution.
- \$781,988 to the Anamosa Institution.
- \$248,094 to the Oakdale Institution.
- \$180,837 to the Newton Institution.
- \$84,268 to the Mount Pleasant Institution.
- \$78,807 to the Rockwell City Institution.
- \$157,639 to the Clarinda Institution.
- \$168,988 to the Mitchellville Institution.
- \$24,159 to the Fort Dodge Institution.

Inflationary Costs Increase**\$665,162**

An increase of \$665,162 to the institutions and CBCs to offset inflationary costs of purchasing food. The increase results in the following increases to the institutions:

- \$83,278 to the Fort Madison Institution.
- \$92,269 to the Anamosa Institution.
- \$61,866 to the Oakdale Institution.
- \$78,679 to the Newton Institution.
- \$52,792 to the Mount Pleasant Institution.
- \$29,617 to the Rockwell City Institution.
- \$67,287 to the Clarinda Institution.
- \$36,474 to the Mitchellville Institution.

- \$82,785 to the Fort Dodge Institution.
- \$3,923 to CBC District 1.
- \$11,656 to CBC District 2.
- \$4,338 to CBC District 3.
- \$8,091 to CBC District 4.
- \$13,267 to CBC District 5.
- \$15,024 to CBC District 6.
- \$16,306 to CBC District 7.
- \$7,510 to CBC District 8.

Corrections Administration

\$586,966

An increase of \$586,966 to Corrections Administration for the following 5.00 FTE positions to improve the management and oversight of the DOC Central Office:

- 1.00 FTE for a chief of staff position.
- 1.00 FTE for a local agency data security officer position.
- 1.00 FTE for a special programs coordinator for field services position.
- 1.00 FTE for a communications analyst position.
- 1.00 FTE for a wellness manager position.

Discussion Items

Prison Capacity — As of January 8, 2024, the institutions are approximately 19.70% over capacity, an increase from 14.30% in January 2023. The current prison population is approximately 8,367, and the institutions currently have a combined capacity of 6,990 individuals. For more information about changes in prison population over the last 10 years, see the *Fiscal Research Brief* [Prison Population and Capacity](#).

CBC Updates — As of January 8, 2024, there were 38,865 individuals engaging in field services through CBCs. Field services classifications include those who are on probation, are on parole, received special sentencing, are on pretrial release with supervision, and in other circumstances. An additional 2,131 individuals were part of residential CBCs. Residential classification includes those who are on work release, are on the OWI continuum, are on probation, received special sentencing, and in other circumstances. The current total number of individuals participating in CBC programs is 40,996.

Incarcerated Individual Education — Secondary, vocational, and postsecondary educational options are offered to incarcerated individuals at certain State institutions with the assistance of four partner colleges: Des Moines Area Community College, Grinnell College, Iowa Central Community College, and Southeastern Community College. Funding for these programs come from both private donations and [Second Chance Pell Grants](#), which were reinstated July 1, 2023, for incarcerated individuals regardless of sentence length or conviction. In FY 2023, there were 258 completions of the [HiSET Exam](#) (High School Equivalency Diploma).

Apprenticeship Programs — Certain incarcerated individuals at all State institutions have the opportunity to participate in apprenticeship programs, which include 30 registered occupations, and which the Iowa Department of Workforce Development (IWD) helps to facilitate. Since the implementation of the apprenticeship programs, there have been 464 graduates. There are currently 299 active apprentices in the DOC. Incarcerated individuals who complete the apprenticeship program earn 30.00% higher wages upon release compared to individuals who did not participate in an apprenticeship. Additionally, 71.00% of apprentices who completed the program were employed postrelease, compared to an employment rate of 44.00% for individuals who did not participate in an apprenticeship program.

Recidivism — The recidivism rate is the percentage of offenders released from prison or work release who return to prison within three years. The recidivism reporting year is the conclusion of the three-year tracking period for a release group. The reporting year FY 2023 describes recidivism for offenders who left prison in FY 2020. The recidivism rate for FY 2023 was 34.30%. This is a decrease of 2.70% compared to FY 2022. The recidivism rate has now decreased for three consecutive years.

Council of State Governments (CSG) Study — The CSG Justice Center recently released its [recommendations](#) from an assessment of the COVID-19 pandemic’s effect on Iowa’s criminal justice system. The study’s purpose was to analyze the impact that pandemic-related changes to the justice system had on public safety.

Federal Funds Related to COVID-19 — For additional information on the funds the State received as a result of the federal COVID-19 legislation, please see the **Federal Funds** section of this document.

DEPARTMENT OF INSPECTIONS, APPEALS, AND LICENSING — STATE PUBLIC DEFENDER

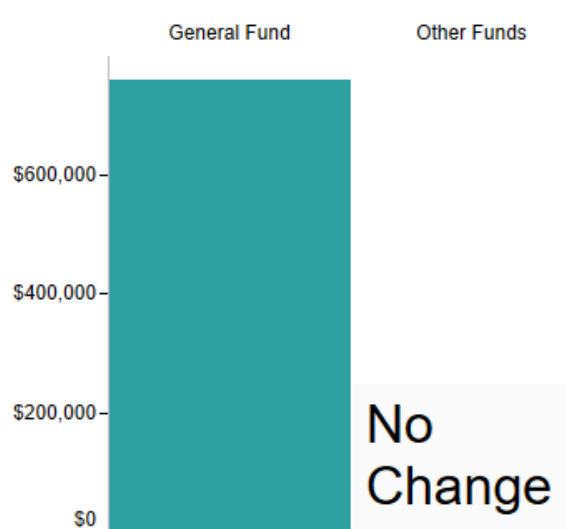
Overview and Funding History

Agency Overview: General Fund appropriations for the [Department of Inspections, Appeals, and Licensing \(DIAL\)](#) are the responsibility of the [Administration and Regulation Appropriations Subcommittee](#), except for appropriations to the [Office of the State Public Defender](#) and the Indigent Defense Fund. The Office of the State Public Defender administers local public defender offices, provides legal counsel to indigent convicted criminals on appeals and for postconviction relief proceedings, is responsible for indigent juvenile cases, and reviews all expense claim reimbursements from private attorneys for indigent defense cases. In FY 1988, the costs of providing legal counsel to indigent criminal defendants and juveniles (indigent defense) were transferred to the State as part of court reorganization. Before FY 1988, these costs were paid by the counties.

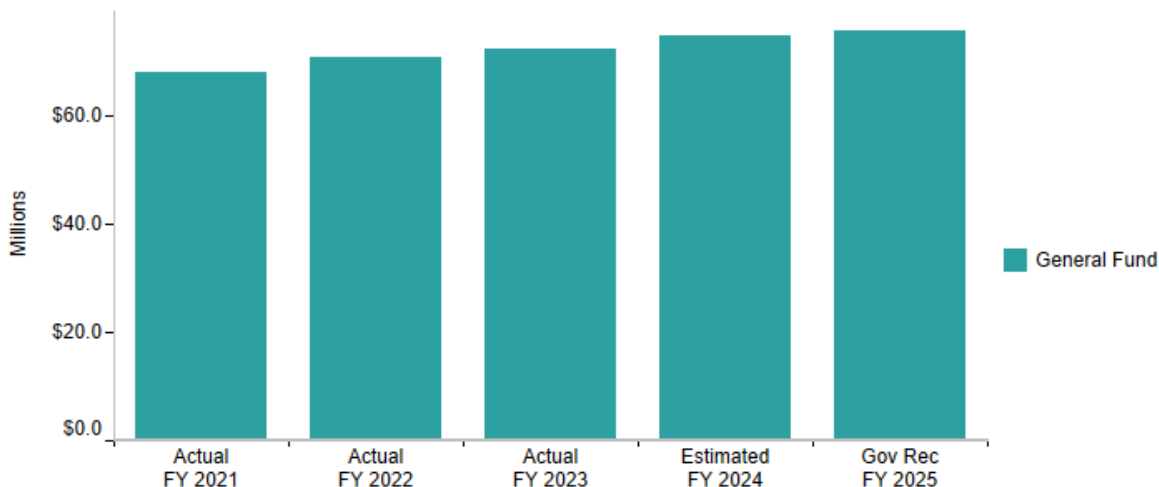
**FY 2025 Governor's Recommendations
Total: \$75,524,268**



**Governor's Recommendations
Compared to FY 2024**



Funding History



General Fund Recommendations

	Actual FY 2023 (1)	Estimated FY 2024 (2)	Gov Rec FY 2025 (3)	Gov Rec vs Est FY 2024 (4)
Department of Inspections, Appeals and Licensing				
DIAL - State Public Defender				
Public Defender	\$ 30,112,503	\$ 30,718,203	\$ 31,477,894	\$ 759,691
Indigent Defense	42,160,374	44,046,374	44,046,374	0
Total Department of Inspections, Appeals and Licensing	\$ 72,272,877	\$ 74,764,577	\$ 75,524,268	\$ 759,691

Governor’s Recommendation FY 2025

Public Defender **\$759,691**

An increase of \$759,691 for general operating costs.

Discussion Items

Indigent Defense Fund — The Indigent Defense Fund pays private attorneys for representing indigent defendants or indigent parties. The Fund also pays for expert witnesses, court reporters of depositions, private investigators, and other service providers for the benefit of indigent defendants or indigent parties. Claims submitted to the Fund are paid by a State General Fund appropriation to the Indigent Defense Fund. [Senate File 562](#) (FY 2024 Justice System Appropriations Act) increased the General Fund appropriation to the DIAL for the Indigent Defense Fund for a \$5-per-hour fee increase for contract attorneys, an increase for compensating travel time for contract attorneys, and an increase to provide funding for State Public Defender representation for adoptions pursuant to [House File 398](#) (Adoptions, Representation and Filing Requirements Act). The General Assembly increased the appropriation to the Indigent Defense Fund by \$1,886,000 for FY 2024.

FY 2023 Indigent Defense — In FY 2023, there were approximately 240 employees within the Office of the State Public Defender and more than 500 contract attorneys. Public defenders closed approximately 90,803 cases, and contract attorneys had approximately 71,482 criminal claims submitted to the Indigent Defense Fund at an average cost per claim of \$549.

Increase in Contract Attorney Compensation — The following table shows the compensation levels for contract attorneys since FY 2000 and the current hourly rate set for FY 2024, an increase of \$5 per hour compared to FY 2023.

Historical Hourly Rate for Contract Attorneys

Fiscal Year ¹	Felony Type				Misdemeanors	All Other Cases ²
	Class A	Class B	Class C	Class D		
2000	\$60	\$55	\$50	\$50	\$50	\$50
2007	\$65	\$60	\$60	\$60	\$60	\$55
2008	\$70	\$65	\$60	\$60	\$60	\$60
2020	\$73	\$68	\$63	\$63	\$63	\$63
2022	\$76	\$71	\$66	\$66	\$66	\$66
2023	\$78	\$73	\$68	\$68	\$68	\$68
2024	\$83	\$78	\$73	\$73	\$73	\$73

¹ Applies to assignments made on or after July 1 of the fiscal year.

² Appeals, juvenile cases, contempt actions, representation of material witnesses, probation/parole violation cases, postconviction relief cases, restitution, extradition, and sentence reconsideration proceedings.

Travel Time for Attorney or Guardian Ad Litem — [Senate File 562](#) (FY 2024 Justice System Appropriations Act) created a new section in the Iowa Code, Iowa Code section [815.7A](#), that provides compensation for travel time for an Office of the State Public Defender contract attorney or guardian ad litem that is payable at the rate of \$35.00 per hour. Compensation is only provided for travel outside of the attorney's or guardian ad litem's county of domicile, and the travel must be deemed reasonable and necessary to represent an indigent client. Additionally, travel compensation for a court proceeding other than a trial or other contested proceeding is not payable unless the attorney or guardian ad litem files a motion for a remote hearing and the motion is denied. Any allowable compensation for time spent traveling already compensated pursuant to other provisions of law is not affected by Iowa Code section 815.7A.

State Employees and Contract Attorneys — The Office of the State Public Defender has a hybrid system that utilizes contract attorneys in addition to State employees to provide legal counsel to indigent defendants. In recent years, fewer contract attorneys are accepting appointments, especially in rural areas. For more information about the hybrid system and the differences between public defenders and contract attorneys, see the **Fiscal Topic** [Public Defenders and Contract Attorneys](#). For more information about contract attorneys, see the [Fiscal Research Brief](#) *State Public Defender Contract Attorneys*.

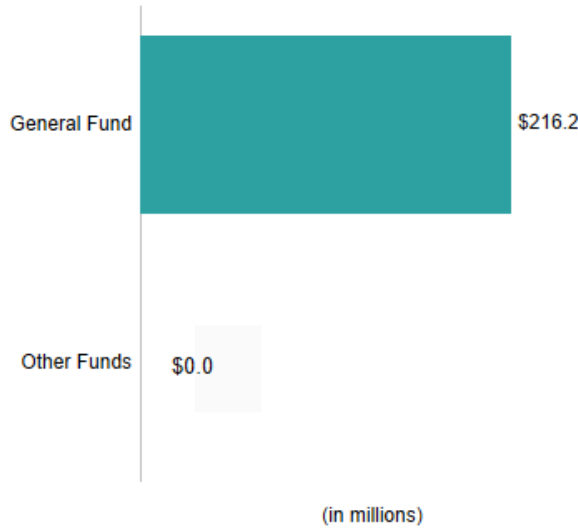
Federal Funds Related to COVID-19 — For additional information on the funds the State received as a result of the federal COVID-19 legislation, please see the **Federal Funds** section of this document.

JUDICIAL BRANCH

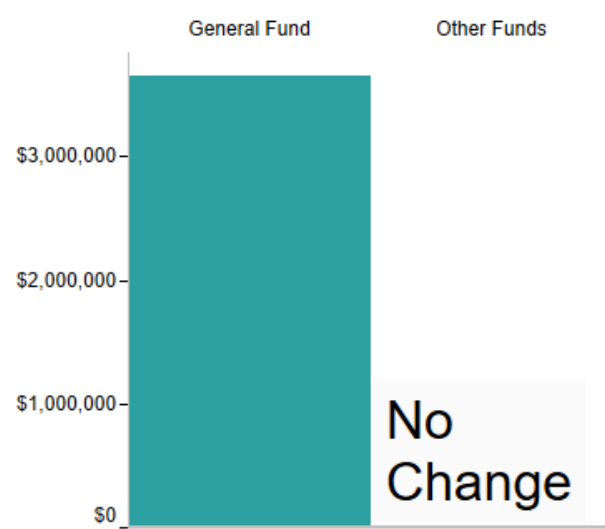
Overview and Funding History

Agency Overview: Iowa's court system consists of a [Supreme Court](#), a [Court of Appeals](#), and the [district courts](#). The Supreme Court consists of one chief justice and six associate justices. The Court of Appeals consists of one chief judge and eight associate judges. Iowa has a unified trial court system at the district court level, with jurisdiction over all types of civil, criminal, juvenile, and probate cases. There are six types of judgeships within a district court: district judges, district associate judges, associate juvenile judges, associate probate judges, magistrates, and senior judges.

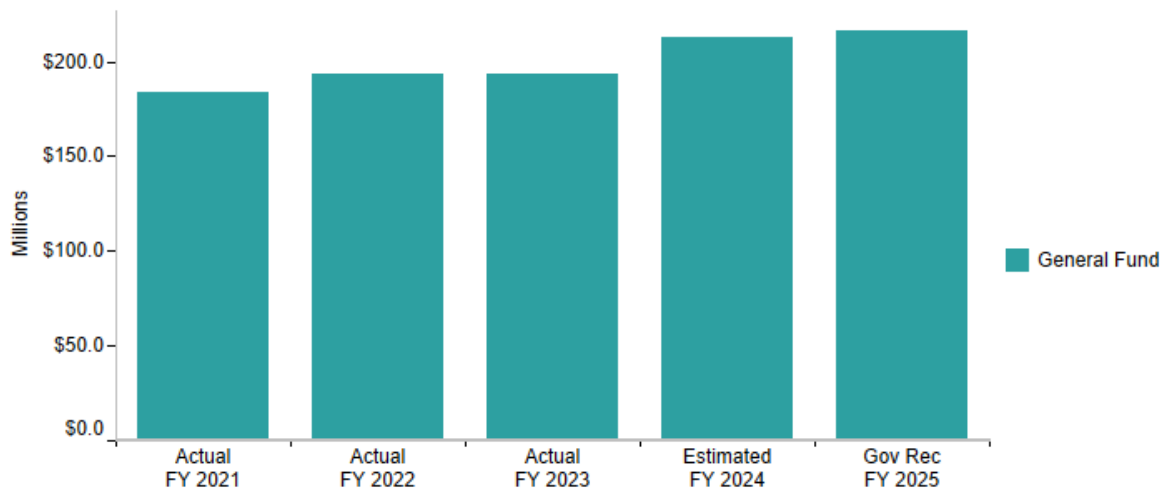
**FY 2025 Governor's Recommendations
Total: \$216,152,531**



**Governor's Recommendations
Compared to FY 2024**



Funding History



General Fund Recommendations

	Actual FY 2023 <u>(1)</u>	Estimated FY 2024 <u>(2)</u>	Gov Rec FY 2025 <u>(3)</u>	Gov Rec vs Est FY 2024 <u>(4)</u>
Judicial Branch				
Judicial Branch				
Judicial Branch	\$ 190,100,550	\$ 193,350,550	\$ 197,009,531	\$ 3,658,981
Jury & Witness Fee Revolving Fund	3,600,000	3,600,000	3,600,000	0
Court-Ordered Services	0	3,290,000	3,290,000	0
Graduated Sanctions	0	12,253,000	12,253,000	0
Total Judicial Branch	\$ 193,700,550	\$ 212,493,550	\$ 216,152,531	\$ 3,658,981

Governor’s Recommendations FY 2025

Judicial Branch **\$3,658,981**

- An increase of \$2,085,363 for general operations within the Judicial Branch.
- An increase of \$1,000,000 for judicial officer salaries.
- An increase of \$573,618 for estimated health insurance premium increases.

Discussion Items

Judicial Branch Budget Request — Iowa Code section [602.1301](#) was amended by 2022 Iowa Acts, [HF 2558](#) (FY 2023 Judicial Branch Appropriations Act), and the language requiring the Department of Management to submit the Judicial Branch budget to the Governor for inclusion without change as part of the Governor’s proposed budget request to the General Assembly was removed. In accordance with Iowa Code section [602.1301](#), the Judicial Branch submitted its budget request on December 1, 2023. The Judicial Branch requested an increase of \$10,741,478. This increase includes:

- \$5,579,184 for the negotiated across-the-board (ATB) contract increase of 3.00% and the extension of the same ATB increase to non-contract employees.
- \$1,375,492 for a 3.20% in-grade increase for contract and non-contract employees.
- \$573,618 for an anticipated increase in the cost of health insurance for FY 2025.
- \$223,253 for additional funding for new positions to strengthen the delivery of services in individual judicial districts.
- \$2,989,931 for judicial officers’ salaries. This is a 6.20% increase based on the Cost-of-Living Adjustment (COLA) for CY 2024 and prior salary increase requests.

Judicial Branch Request

	Judicial Req. FY 2025 <u></u>	Gov. Rec. FY 2025 <u></u>	Gov. Rec. vs Judicial Req. <u></u>
Judicial Branch*	\$ 201,597,574	\$ 197,009,531	\$ -4,588,043
Jury & Witness Fee Revolving Fund	3,600,000	3,600,000	0
Court Ordered Services	3,290,000	3,290,000	0
Graduated Sanctions	12,253,000	12,253,000	0
Total	\$ 220,740,574	\$ 216,152,531	\$ -4,588,043

*On December 7, 2023, the Judicial Branch notified the LSA the request for this appropriation should reflect \$201,597,574 rather than the previously requested amount of \$204,092,028 received on December 1, 2023.

Graduated Sanctions and Court-Ordered Services — As of July 1, 2023, [HF 2507](#) requires the transfer of juvenile delinquent graduated sanctions and court-ordered services appropriations from the Iowa Department of Health and Human Services (HHS) to the Judicial Branch. The appropriation for the transfer amounted to \$12,253,000 to transfer graduated sanctions funding and \$3,290,000 to transfer court-ordered services funding from HHS to the Judicial Branch. The Judicial Branch assumed the responsibility of approximately 95 service contracts and an additional 1,400 claims processed annually.

Court Debt Update — The total outstanding court debt at the end of FY 2023 was \$880,121,865. Debt that is up to one year old accounts for \$85,443,327 (9.70%) of the total, and debt 10 years or older accounts for \$410,207,814 (46.60%). Under Iowa Code section [602.8107](#), court debt may be collected by either the county attorney or the Centralized Collection Unit within the Department of Revenue (IDR). The **Fiscal Topic** [Court Debt Collection System](#) outlines the historical systems for collecting court debt.

Jury Trials — In CY 2020, jury trials dropped 67.59% from 793 to 257. This decrease in jury trials corresponded with the onset of the COVID-19 pandemic and was partially due to Supreme Court orders that temporarily postponed jury trials for much of the year. In 2021, jury trials resumed for most of the year and increased to 589. From 2021 to 2022, jury trials increased to 691 as the number of jury trials started to return to prepandemic levels. The **Fiscal Topic** [Jury Trials](#) outlines the historical systems for collecting court debt.

District Associate Judges — Iowa Code section [602.6301](#) was amended during the 2023 Legislative Session and now requires the Iowa Supreme Court to prescribe a formula to determine the number of District Associate Judges who will serve in each judicial election district. The formula is based upon a case-related workload formula of judicial officers.

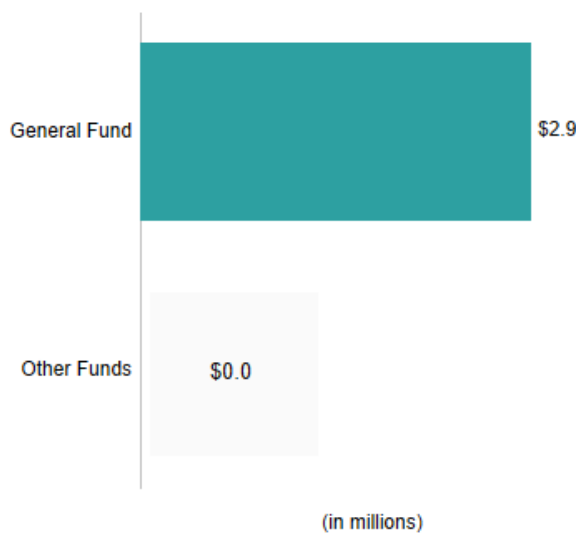
Federal Funds Related to COVID-19 — For additional information on the funds the State received as a result of the federal COVID-19 legislation, please see the **Federal Funds** section of this document.

LAW ENFORCEMENT ACADEMY

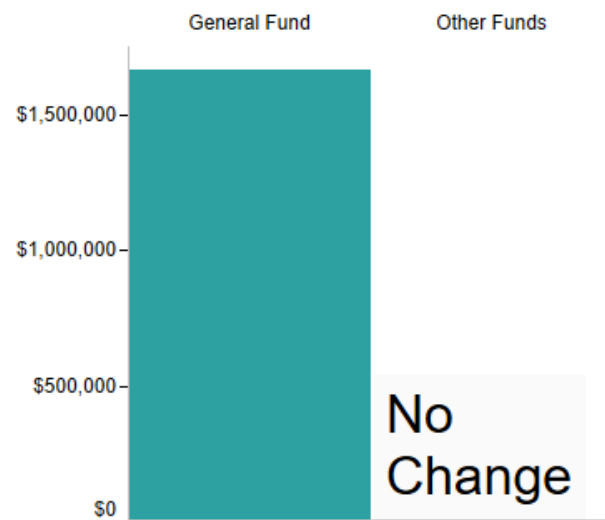
Overview and Funding History

Agency Overview: The mission of the [Iowa Law Enforcement Academy](#) (ILEA) is to conduct basic and specialty training to law enforcement personnel serving Iowa communities to create a level of excellence. The ILEA provides training for city and county law enforcement officers, tribal government officers, conservation officers for the Department of Natural Resources, jailers, and telecommunicators. The ILEA also administers a program of psychological testing for applicants, approves regional training programs, establishes minimum hiring standards, and provides audiovisual resources for law enforcement training and educational institutions. The Academy is also responsible for removing or suspending an Iowa officer’s certification. ILEA basic training is a 16-week course offered up to 6 times per year. The ILEA also offers specialty schools and in-service seminars.

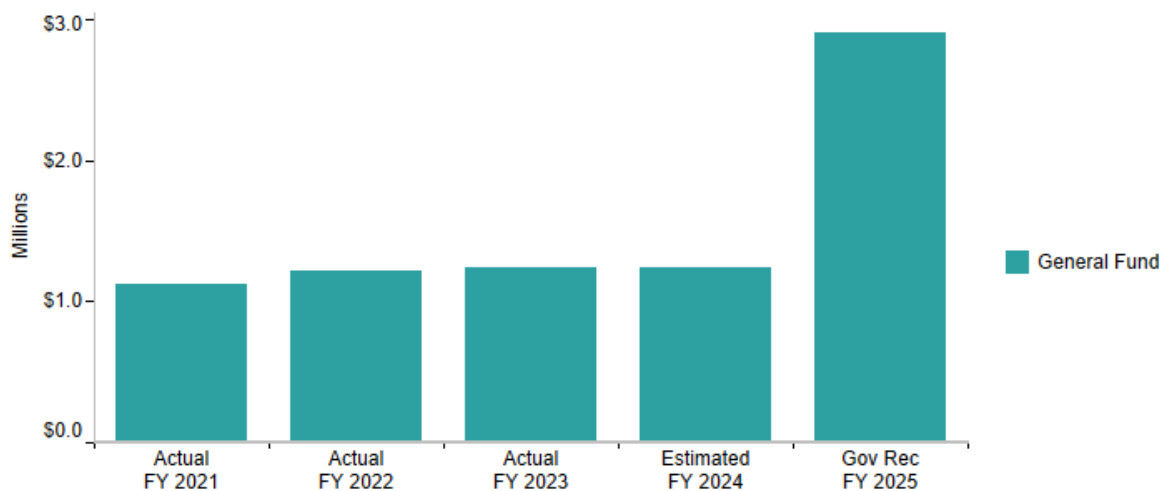
**FY 2025 Governor's Recommendations
Total: \$2,904,407**



**Governor's Recommendations
Compared to FY 2024**



Funding History



General Fund Recommendations

	Actual FY 2023 <u>(1)</u>	Estimated FY 2024 <u>(2)</u>	Gov Rec FY 2025 <u>(3)</u>	Gov Rec vs Est FY 2024 <u>(4)</u>
<u>Law Enforcement Academy</u>				
Iowa Law Enforcement Academy				
Law Enforcement Academy	\$ 1,239,824	\$ 1,238,504	\$ 2,904,407	\$ 1,665,903
Total Law Enforcement Academy	\$ 1,239,824	\$ 1,238,504	\$ 2,904,407	\$ 1,665,903

Governor’s Recommendation FY 2025

Law Enforcement Academy \$1,665,903

- An increase of \$1,546,243 to cover two-thirds of the cost of the ILEA basic training academy. Currently, the State only pays one-third of the cost of the ILEA basic training academy. The sponsoring political subdivision would be responsible for the remaining one-third cost. ([Iowa Code section 80B.11B\(2\)\(c\)](#))
- An increase of \$114,650 for reimbursement to the Attorney General’s Office for costs related to decertification of law enforcement.
- An increase of \$5,010 for general operations within the ILEA.

Discussion Items

Certifications — In FY 2023, the ILEA certified 400 new peace officers, of whom 249 were certified through an ILEA basic training academy, 131 through regional basic training academies, and 20 through examination. In total, there were 6,560 certified peace officers in the State at the end of FY 2023. The ILEA also certified 81 reserve peace officers, 204 jailers, and 144 telecommunicators in FY 2023. In total, there were 937 reserve peace officers, 1,764 jailers, and 1,451 telecommunicators in the State at the end of FY 2023.

Online Learning — In FY 2023, the ILEA provided training to a total of 2,474 individuals through the online learning management system. Of that total, 249 personnel received basic academy training, 1,188 received jail school training, 144 received telecommunicator school training, 832 received implicit bias specialty school training, 208 received officer investigations training, and 20 were certified through examination. In FY 2022, the ILEA began offering the officer investigations course to meet the new four-hour training standards.

Federal-Funded and State-Funded Training — The ILEA has three State-funded and federally funded areas of specialized training: STOP Violence Against Women, Governor’s Traffic Safety Bureau, and Human Trafficking. These funded programs allow instructors to travel statewide to provide training on topics related to domestic violence, sexual assault, human trafficking, OWI, and traffic safety topics to departments for no cost. In FY 2023, the ILEA provided training for 11,047 personnel.

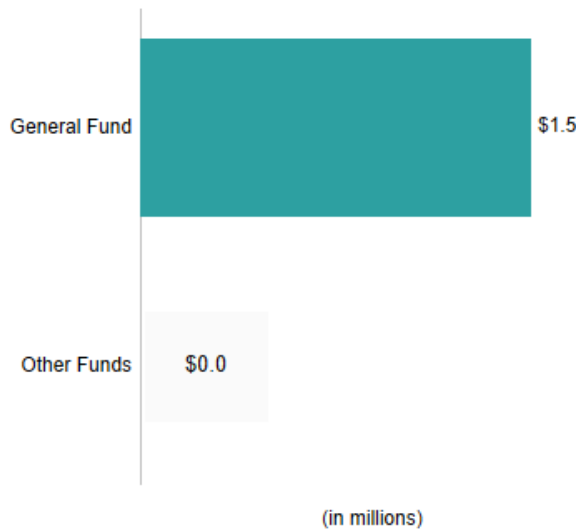
Federal Funds Related to COVID-19 — For additional information on the funds the State received as a result of the federal COVID-19 legislation, please see the **Federal Funds** section of this document.

BOARD OF PAROLE

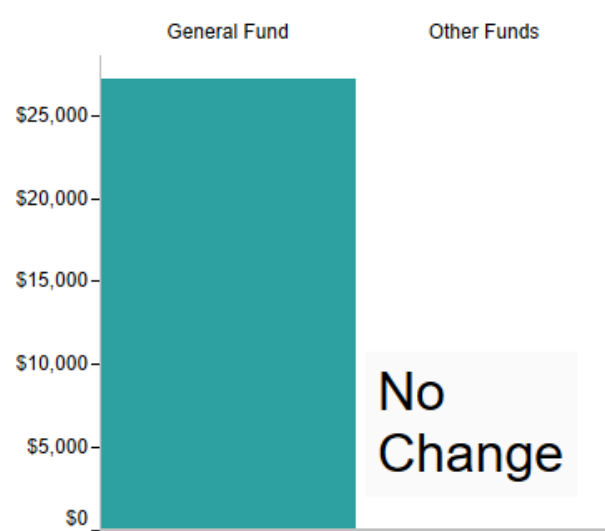
Overview and Funding History

Agency Overview: The mission of the [Board of Parole](#) (BOP) is to enhance overall public safety by making evidence-based and informed parole decisions for the successful reentry of offenders back into the community to become productive and responsible citizens. The Board releases, on parole or work release, any offender whom it has the power to so release when, in the Board’s opinion, there is reasonable probability that the person can be released without detriment to the community or to the offender. The Board performs risk evaluations for inmates, reviews eligible parole cases, holds parole hearings for eligible inmates, and selects inmates for conditional release on parole and work release. The Board revokes conditional releases and returns those offenders to prison. The Board also notifies victims of scheduled interviews with offenders and decisions made at those interviews, and advises the Governor on matters of executive clemency and commutations.

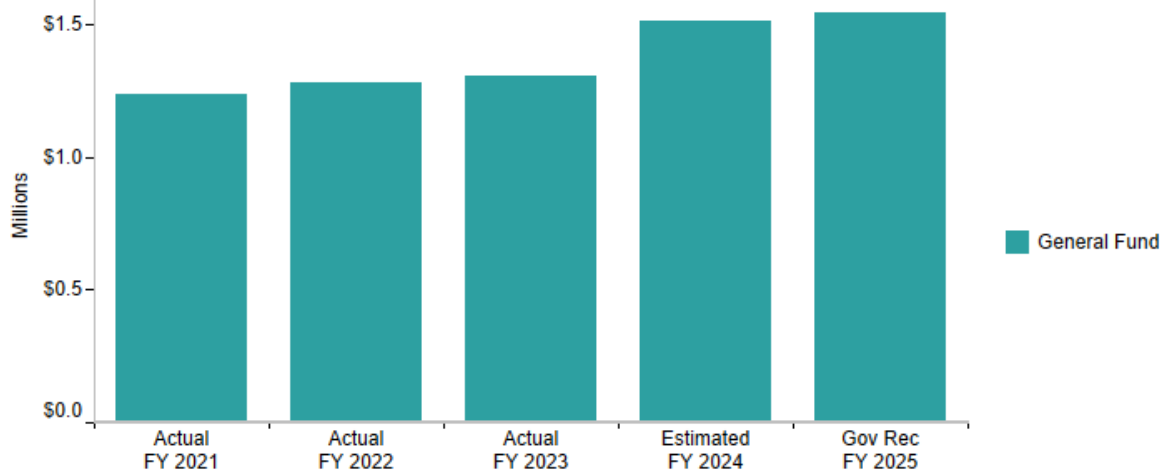
**FY 2025 Governor's Recommendations
Total: \$1,545,114**



**Governor's Recommendations
Compared to FY 2024**



Funding History



General Fund Recommendations

	Actual FY 2023 <u>(1)</u>	Estimated FY 2024 <u>(2)</u>	Gov Rec FY 2025 <u>(3)</u>	Gov Rec vs Est FY 2024 <u>(4)</u>
Parole, Board of				
Parole Board				
Parole Board	\$ 1,308,724	\$ 1,517,894	\$ 1,545,114	\$ 27,220
Total Parole, Board of	\$ 1,308,724	\$ 1,517,894	\$ 1,545,114	\$ 27,220

Governor’s Recommendation FY 2025

Parole Board **\$27,220**

An increase of \$27,220 for operational costs.

Discussion Items

Virtual Panel Reviews — The Board currently conducts panel reviews virtually. This allows members to participate remotely and provides an opportunity for victims to participate without travelling to Des Moines. Utilization of virtual panel reviews results in increased efficiency and the redirection of limited resources.

BOP Reviews — The BOP completed 11,228 deliberations in FY 2023, which resulted in 2,658 paroles, 1,005 work releases, and the imposition of 479 special sentences pursuant to Iowa Code chapter [903B](#).

Administrative Law Judges — In FY 2023, administrative law judges issued 2,919 decisions, 1,199 of which resulted in a discretionary revocation.

General Fund Reversion — The General Assembly appropriated \$1,308,724 to the BOP in FY 2023. Of these moneys, \$134,017 was left unspent, half of which reverted to the General Fund and the other half of which transferred to a training and technology carryforward account, per Iowa Code section [8.62](#). The funds may be used for internet-based employee training, technology enhancement, or purchases of goods and services from Iowa Prison Industries.

New BOP Chair — A new chairperson of the BOP, Renee Schulte, was appointed in September 2023. In addition to a full-time, salaried chairperson and vice chairperson, the BOP also consists of three full-time, salaried board members.

Victim Services — The BOP notifies victims of violent offenses when the BOP will conduct a hearing at which the offender will be interviewed, informs the victim that the victim may submit an opinion concerning the offender’s release, and notifies the victim of the BOP’s decision regarding release. The BOP registers victims of violent offenses in order to fulfill this responsibility, and as of FY 2023, there are 7,813 victims registered. In FY 2023, the BOP mailed 6,403 victim notifications.

Risk Assessment Tools — The Board currently utilizes several risk assessment tools, including the Iowa Violence and Victimization Instrument (IVVI), the Iowa Sex Offender Risk Assessment (ISORA), and the Static-99. The IVVI is used for non-sex offenders, and the ISORA and the Static-99 are used for sex offender-specific risk calculation.

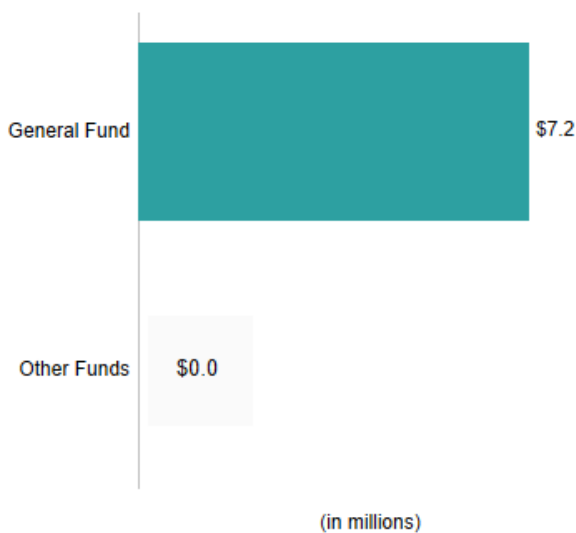
Federal Funds Related to COVID-19 — For additional information on the funds the State received as a result of the federal COVID-19 legislation, please see the **Federal Funds** section of this document.

DEPARTMENT OF PUBLIC DEFENSE

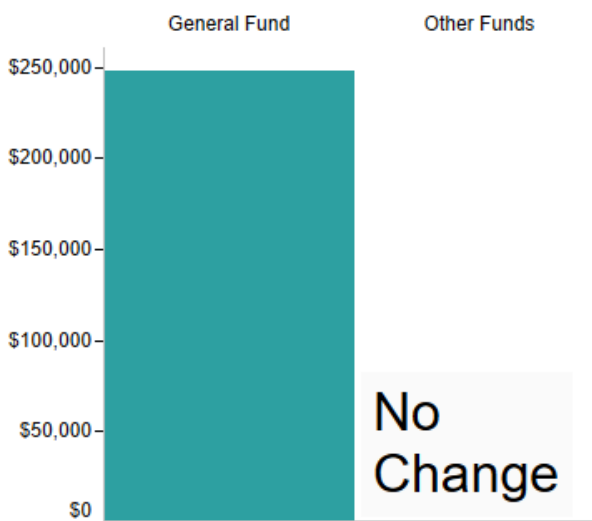
Overview and Funding History

Agency Overview: The [Department of Public Defense](#) (DPD), or Iowa National Guard, consists of the Army and Air National Guard. The mission of the Iowa National Guard is to provide trained and equipped forces ready to function efficiently in the protection of life and property and the preservation of peace, order, and public safety under competent orders of the State authorities in order to support emergency management and domestic security. Its federal mission is to provide organized, trained, and equipped units ready for mobilization in the event of national emergency or war.

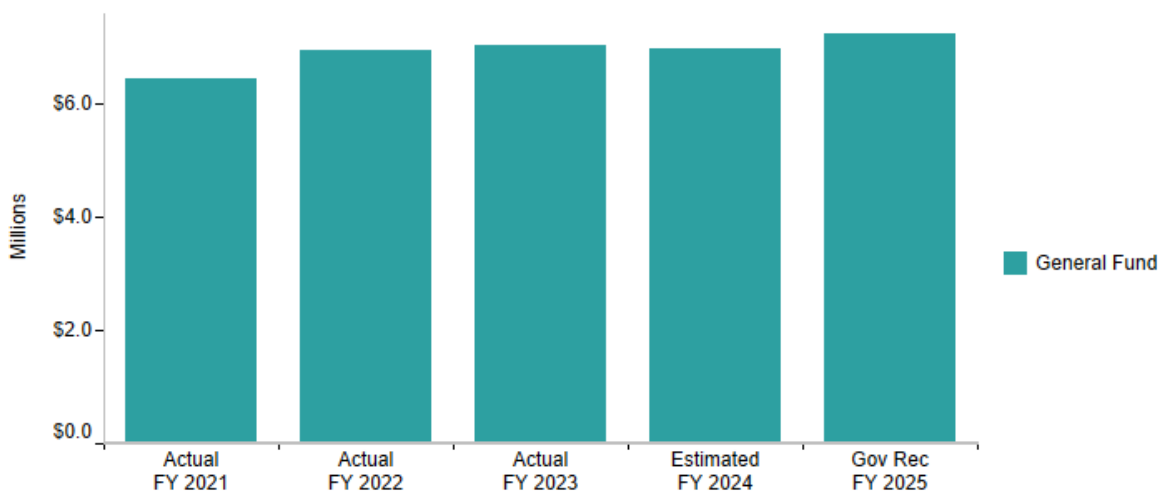
**FY 2025 Governor's Recommendations
Total: \$7,211,221**



**Governor's Recommendations
Compared to FY 2024**



Funding History



General Fund Recommendations

	Actual FY 2023 (1)	Estimated FY 2024 (2)	Gov Rec FY 2025 (3)	Gov Rec vs Est FY 2024 (4)
Public Defense, Department of				
Public Defense, Dept. of Public Defense, Department of	\$ 7,014,705	\$ 6,963,037	\$ 7,211,221	\$ 248,184
Total Public Defense, Department of	\$ 7,014,705	\$ 6,963,037	\$ 7,211,221	\$ 248,184

Governor’s Recommendation FY 2025

Department of Public Defense **\$248,184**

- An increase of \$142,061 for facility maintenance inflationary costs.
- An increase of \$106,123 for general operations within the DPD.

Discussion Items

Federal Funding — The Iowa Army National Guard received a total of \$409,509,395 in federal funding (excluding Active Guard Reserve (AGR) Pay) in FFY 2023, an increase of \$7,037,481 compared to FFY 2022. Army National Guard AGR pay and allowances for FFY 2023 totaled \$70,100,000. Iowa Air National Guard received a total of \$141,002,778, with the 185th Air Refueling Wing receiving \$65,670,032 and the 132nd Wing receiving \$75,332,746. The total federal funding received by the Iowa National Guard was \$620,612,173.

Iowa Counterdrug Task Force — The Iowa National Guard is actively supporting the domestic counterdrug mission by providing aviation, analytic, training, and demand reduction support to those engaged in the fight against drug use. In FY 2023, the Iowa National Guard Counterdrug Task Force supported the seizure of over 2,400 pounds of illegal drugs, 375 firearms, and more than \$3,400,000 in currency. The Task Force trained 11,467 students through the Midwest Counterdrug Training Center. Additionally, the Task Force utilizes an aerial observation for surveillance purposes and to assist in counterdrug trafficking and counterterrorism efforts. In FY 2023, the aerial observation supported 37 missions and flew a total of 125 mission hours.

Recruitment — The number of new army recruits increased 24.12% from FFY 2022. In FFY 2022, new Army National Guard recruits totaled 485, while in FFY 2023, new recruits totaled 602. New Air National Guard recruits increased 12.68% from 2022. In 2022, new Air National Guard recruits totaled 117, while in 2023, new recruits for the Air National Guard totaled 133.

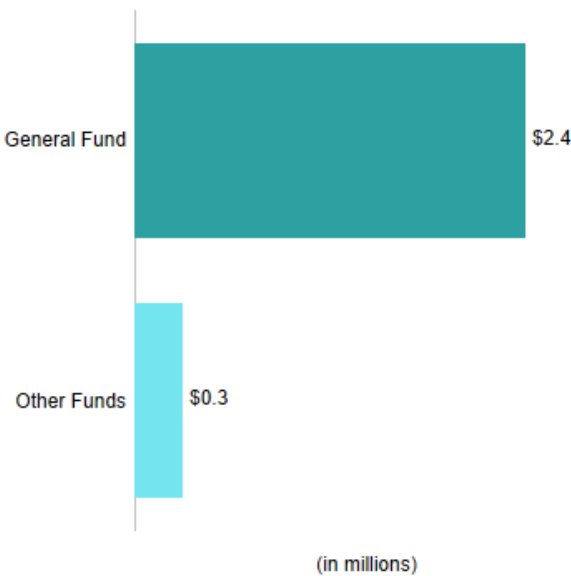
Federal Funds Related to COVID-19 — For additional information on the funds the State received as a result of the federal COVID-19 legislation, please see the **Federal Funds** section of this document.

HOMELAND SECURITY AND EMERGENCY MANAGEMENT DEPARTMENT

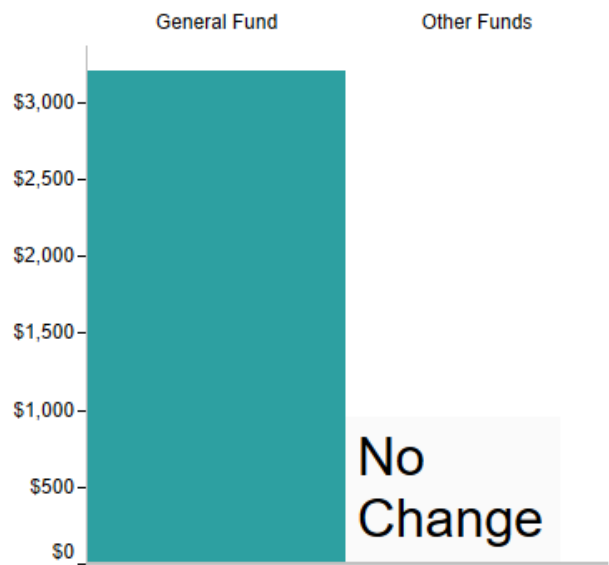
Overview and Funding History

Agency Overview: The [Homeland Security and Emergency Management Department](#) (HSEMD) manages risks and hazards with local and federal entities through mitigation, preparedness, response, and recovery initiatives. In FY 2014, [HF 307](#) (Department of Homeland Security and Emergency Management Act) established the HSEMD in lieu of a division under the Department of Public Defense. The HSEMD’s mission is to lead, coordinate, and support homeland security and emergency management functions in order to establish sustainable communities and ensure economic opportunity for Iowa and its citizens.

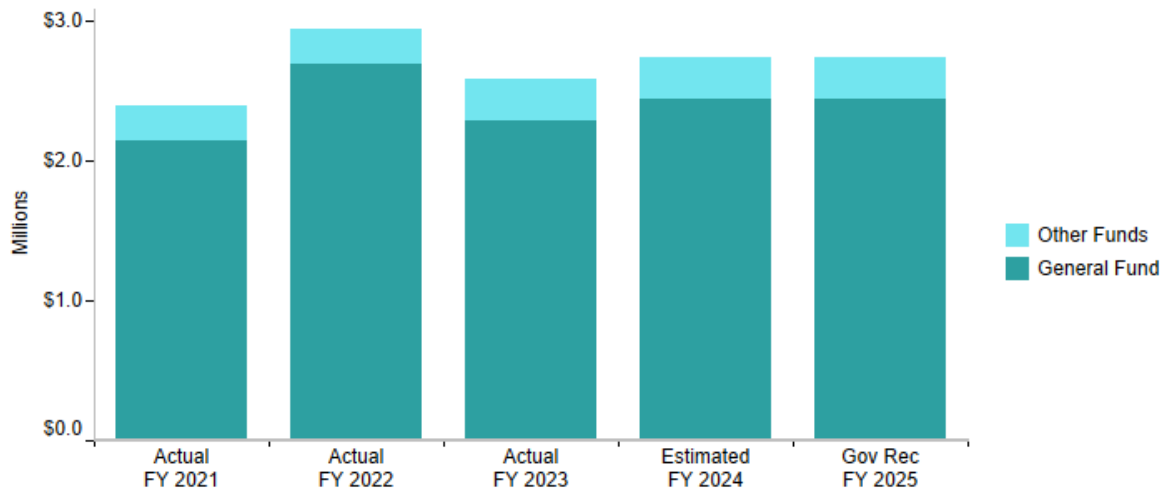
**FY 2025 Governor's Recommendations
Total: \$2,742,595**



**Governor's Recommendations
Compared to FY 2024**



Funding History



General Fund Recommendations

	Actual FY 2023 (1)	Estimated FY 2024 (2)	Gov Rec FY 2025 (3)	Gov Rec vs Est FY 2024 (4)
Homeland Security and Emergency Mgmt				
Homeland Security & Emergency Mgmt Homeland Security & Emer. Mgmt	\$ 2,289,389	\$ 2,439,389	\$ 2,442,595	\$ 3,206
Total Homeland Security and Emergency Mgmt	\$ 2,289,389	\$ 2,439,389	\$ 2,442,595	\$ 3,206

Governor’s Recommendation FY 2025

Homeland Security and Emergency Management \$3,206

An increase of \$3,206 for general operations within the HSEMD.

Other Fund Recommendations

	Actual FY 2023 (1)	Estimated FY 2024 (2)	Gov Rec FY 2025 (3)	Gov Rec vs Est FY 2024 (4)
Homeland Security and Emergency Mgmt				
Homeland Security & Emergency Mgmt 911 Emerg Comm Admin - 911 Surcharge	\$ 300,000	\$ 300,000	\$ 300,000	\$ 0
Total Homeland Security and Emergency Mgmt	\$ 300,000	\$ 300,000	\$ 300,000	\$ 0

Discussion Items

911 Program Update — [House File 2254](#) (911 Emergency Telephone Systems Act), enacted during the 2018 Legislative Session, directed the HSEMD to implement a virtual consolidation plan of the existing wireline and wireless 911 networks to create a shared service environment operated and maintained by the HSEMD. The first effort, the merging of the legacy wireline network onto the Next Generation 911 Network, is mostly complete and has reached a steady state of completion. Ninety-nine percent of the State’s 110 Public Safety Answering Points (PSAPs) are fully end-to-end Internet Protocol (IP)-enabled. As of December 2023, all PSAPs are receiving wireline calls over the Next Generation 911 network. As of December 2023, all but one of the local 911 PSAPs were capable of receiving text-to-911 messages. In FY 2023, 1,211,501 wireless calls, 73,904 Voice Over Internet Protocol (VoIP) calls, 6,038 texts, and 102,760 wireline calls were delivered through the Next Generation 911 network. The Department collected \$30,774,868 in wireless surcharge revenue, with \$20,214,778 in revenue passed to local 911 service boards. The second virtual consolidation project is the introduction of call-taking equipment that can be shared by multiple PSAPs. This is referred to as “shared services.” There are currently 76 PSAPs using the shared services.

Alert Iowa — There are 92 counties currently utilizing the Emergency Medical Services Data and Mass Messaging System, [Alert Iowa](#), which enables local authorities to use the reverse 911 system to disseminate statewide alerts such as Amber Alerts and other imminent threat notifications during emergency situations and disaster recovery. During SFY 2022, the HSEMD completed an upgrade of Alert Iowa, utilizing the newest technology to better facilitate communication during times of emergency. For FY 2025, the Governor is recommending total funding of \$400,000 from the Technology Reinvestment Fund (TRF) for the Alert Iowa System.

Enhanced Mitigation and Loss Avoidance — Iowa is one of 15 states and territories that have established and utilize an Enhanced Mitigation Plan as approved by the Federal Emergency Management

Agency (FEMA), allowing state and local governments to receive an additional 33.00% of hazard mitigation disaster funding above the funding provided to a state or territory without such a plan.

Funding Sources — The HSEMD receives funding from State appropriations, the Executive Council, federal disaster and nondisaster funds, and other sources. In SFY 2023, the HSEMD had revenues totaling \$144,639,229. Of this total, \$2,289,389 (1.58%) was from State General Fund appropriations, \$90,816,315 (62.79%) was from federal grants, \$3,515,229 (2.43%) was from the Executive Council, and \$48,018,294 (33.20%) was from other sources including the 911 surcharge, the Flood Recovery Fund, and the TRF.

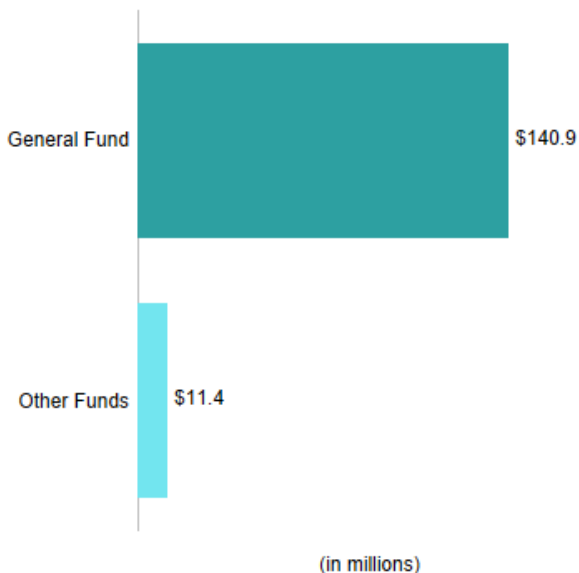
Federal Funds Related to COVID-19 — For additional information on the funds the State received as a result of the federal COVID-19 legislation, please see the **Federal Funds** section of this document.

DEPARTMENT OF PUBLIC SAFETY

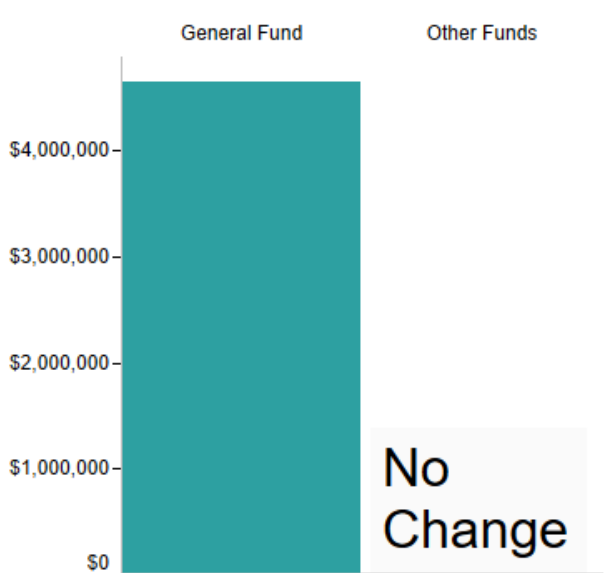
Overview and Funding History

Agency Overview: The [Department of Public Safety](#) (DPS) is the State law enforcement agency. The mission of the DPS is to serve the people of Iowa by providing public safety services with leadership, integrity, and professionalism. Its guiding principles and core values are courtesy, service, and protection. Its goals are to reduce preventable injuries and deaths, suppress criminal activity, reduce or minimize the costs of compliance with government requirements, and promote integrity and excellence in the workforce. The Department divisions include the Administrative Services Division, Division of Criminal Investigation, Division of Intelligence and Fusion Center, Division of Narcotics, Iowa State Patrol (ISP) Division, Professional Development and Support Services, and State Fire Marshal Division.

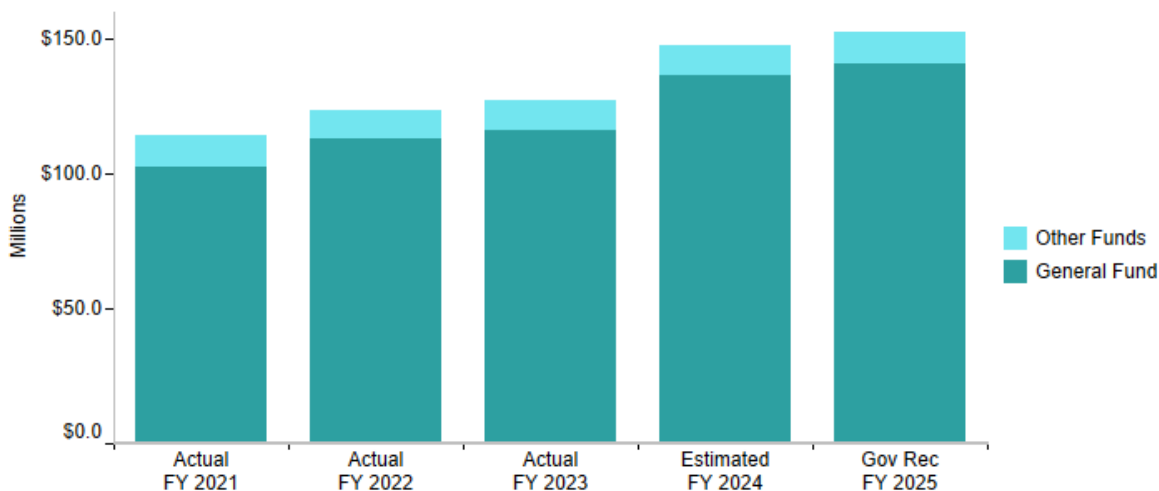
**FY 2025 Governor's Recommendations
Total: \$152,372,924**



**Governor's Recommendations
Compared to FY 2024**



Funding History



General Fund Recommendations

	Actual FY 2023 <u>(1)</u>	Estimated FY 2024 <u>(2)</u>	Gov Rec FY 2025 <u>(3)</u>	Gov Rec vs Est FY 2024 <u>(4)</u>
Public Safety, Department of				
Public Safety, Dept. of				
Public Safety Administration	\$ 5,946,368	\$ 5,920,476	\$ 7,092,910	\$ 1,172,434
Public Safety DCI	19,712,633	19,712,633	21,189,769	1,477,136
Criminalistics Laboratory Fund	650,000	650,000	650,000	0
Narcotics Enforcement	8,613,894	8,613,894	9,243,545	629,651
Public Safety Undercover Funds	209,042	209,042	209,042	0
Fire Marshal	5,602,778	3,230,743	3,418,466	187,723
Iowa State Patrol	71,409,788	87,066,931	90,056,257	2,989,326
DPS/SPOC Sick Leave Payout	279,517	279,517	279,517	0
Fire Fighter Training	1,025,520	1,075,520	1,075,520	0
Interoperable Communications Sys Board	115,661	115,661	115,661	0
Human Trafficking Office	200,742	200,742	200,742	0
Volunteer Fire Fighter Training & Equipment	50,000	0	0	0
Department-Wide Duties	0	6,456,270	4,649,789	-1,806,481
Public Safety Equipment Fund	2,500,000	2,500,000	2,500,000	0
Office of Drug Control Policy - DPS	0	249,219	249,219	0
Total Public Safety, Department of	\$ 116,315,943	\$ 136,280,648	\$ 140,930,437	\$ 4,649,789

Governor’s Recommendations FY 2025

Estimate FY 2024 Department-Wide Duties \$-6,456,270

The Department-Wide Duties estimated FY 2024 appropriation of \$6,456,270 to the DPS was recommended by the Governor to be allocated among the following line items for FY 2025.

- \$1,172,434 to Public Safety Administration for increased operating costs.
- \$1,477,136 to Public Safety DCI for increased operating costs.
- \$629,651 to Public Safety Administration for increased operating costs.
- \$187,723 to Fire Marshal for increased operating costs.
- \$2,989,326 to Iowa State Patrol for increased operating costs.

Department-Wide Duties \$4,649,789

An increase of \$4,649,789 for operating costs to be used at the discretion of the DPS.

Other Fund Recommendations

	Actual FY 2023 <u>(1)</u>	Estimated FY 2024 <u>(2)</u>	Gov Rec FY 2025 <u>(3)</u>	Gov Rec vs Est FY 2024 <u>(4)</u>
Public Safety, Department of				
Public Safety, Dept. of				
DPS Gaming Enforcement - GEF	\$ 10,778,483	\$ 11,442,487	\$ 11,442,487	\$ 0
Total Public Safety, Department of	\$ 10,778,483	\$ 11,442,487	\$ 11,442,487	\$ 0

Discussion Items

Motor Vehicle Enforcement Alignment — [Senate File 513](#) (Motor Vehicle Enforcement Bureau, Department of Public Safety) transitioned Motor Vehicle Enforcement (MVE) employees, including civilian employees and peace officers, from the Department of Transportation to the DPS. On June 23, 2023, a total of 100 positions transferred from the DOT to the DPS. The 100 positions were comprised of 98

sworn officers and 2 civilian positions. At the time of the transfer, there were 82 filled sworn officer positions and 1 filled civilian position. As of November 1, 2023, the ISP employed 439 sworn peace officers, including 87 MVE officers. Transferring MVE peace officers became troopers within the Iowa State Patrol (ISP), a division within the DPS. [Senate File 562](#) (FY 2024 Justice System Appropriations Act) appropriated \$15,657,143 from the General Fund for increased operational costs. One-time transition costs are being funded through federal funds. As of December 1, 2023, actual expenditures already made equal approximately \$3,013,340 and the anticipated remaining expenditures for the DPS and DOT to complete the transition is approximately \$9,247,727.

Fire Marshal Licensing Alignment — [Senate File 513](#) (Motor Vehicle Enforcement Bureau, Department of Public Safety Act) established the transition of the State Fire Marshal licensing programs from the DPS to the Department of Inspections and Appeals, now the Department of Inspections, Appeals, and Licensing (DIAL). Oversight for permitting, licensing, and inspection for the following areas was moved to the DIAL: building code, electrical, fire prevention inspections, fire safety, and fireworks. The State Fire Marshal will remain under the DPS.

Office of Drug Control Policy Alignment — [Senate File 513](#) (Motor Vehicle Enforcement Bureau, Department of Public Safety Act) established the transition of the Governor's Office of Drug Control Policy to the DPS. The Governor's Office of Drug Control Policy officially came into existence on July 1, 2000. On July 1, 2023, the Governor's Office of Drug Control Policy's name changed to the Office of Drug Control Policy (ODCP) and merged into the DPS. The mission and vision of the ODCP remain the same.

Public Safety Equipment Fund — The Public Safety Equipment Fund was created in [HF 708](#) (Public Safety Equipment Fund Act) during the 2021 Legislative Session. The Fund is used for the purchase, maintenance, and replacement of equipment used by the DPS. Moneys left in the Fund, including any interest or earnings accrued, remain in the Fund and do not revert to the General Fund. The Fund received a total of \$5,000,000 during the 2023 Legislative Session. [Senate File 562](#) (FY 2024 Justice System Appropriations Act) appropriated \$2,500,000 from the General Fund, and [Senate File 577](#) (FY 2024 Infrastructure Appropriations Act) appropriated \$2,500,000 from the Rebuild Iowa Infrastructure Fund (RIIF). Expenditures for FY 2023 totaled \$4,346,006. Refer to the [Public Safety Equipment Fund Annual Report](#) for estimated FY 2024 and FY 2025 expenditures and additional information.

For FY 2025, the Governor is recommending a total of \$5,000,000 for the Public Safety Equipment Fund. Of this total, \$2,500,000 would be appropriated from the General Fund and \$2,500,000 would be appropriated from the RIIF.

Iowa Statewide Interoperable Communications System (ISICS) — The ISICS is Iowa's statewide digital communications network, which provides public safety agencies, first responders, and school and utility workers with connectivity to a safe and reliable communications interoperability network in day-to-day and emergency situations. In FY 2016, the DPS entered a 10-year radio communications platform lease with Motorola at an estimated total cost of \$39,500,000 over 10 years (\$36,400,000 in principal and \$3,100,000 in interest payments). *The Governor is recommending \$6,424,379 from the RIIF for FY 2025 to cover the costs associated with the lease-purchase payment and for annual maintenance costs.*

Federal Funds Related to COVID-19 — For additional information on the funds the State received as a result of the federal COVID-19 legislation, please see the **Federal Funds** section of this document.

CRIMINAL AND JUVENILE JUSTICE PLANNING, DEPARTMENT OF HEALTH AND HUMAN SERVICES

Department of Human Rights Alignment — With the enactment of [Senate File 514](#) (State Government Alignment Act), Criminal and Juvenile Justice Planning, which was under the Department of Human Rights, is now administered by the HHS.

	Actual FY 2023 (1)	Estimated FY 2024 (2)	Gov Rec FY 2025 (3)	Gov Rec vs Est FY 2024 (4)
<u>Human Rights, Department of</u>				
Human Rights				
Criminal & Juvenile Justice	\$ 1,318,547	\$ 0	\$ 0	\$ 0
Single Grant Program	140,000	0	0	0
Total Human Rights, Department of	\$ 1,458,547	\$ 0	\$ 0	\$ 0

Comparison to Other States — Outcomes

Public Safety

The [Federal Bureau of Investigation](#) (FBI) publishes crime data through the [Uniform Crime Reporting \(UCR\) Program](#). According to the FBI, Iowa's violent crime rate in 2022 was 286.5 per 100,000 adult residents. Contiguous states show the following violent crime rates per 100,000 adult residents: Illinois 287.3, Minnesota 280.6, Missouri 488, Nebraska 282.8, South Dakota 377.4, and Wisconsin 297.

Iowa's property crime rate is 1,331.5 per 100,000 adult residents. Surrounding states show the following property crime rates per 100,000 adult residents: Illinois 1,682.7, Minnesota 1,966.8, Missouri 2,340.1, Nebraska 1,888.8, South Dakota 1,737, and Wisconsin 1,385.

Corrections

According to the [U.S. Department of Justice, Bureau of Justice Statistics](#), in 2022 (most recent data available), Iowa ranked 19th nationally in terms of lowest imprisonment rate of U.S. residents, based on sentenced prisoners, with 264 inmates per 100,000 U.S. residents. Other Midwest states ranked as follows:

- Illinois was ranked 16th (236 inmates per 100,000 residents).
- Minnesota was ranked 7th (151 inmates per 100,000 residents).
- Missouri was ranked 40th (381 inmates per 100,000 residents).
- Nebraska was ranked 25th (284 inmates per 100,000 residents).
- South Dakota was ranked 39th (370 inmates per 100,000 residents).
- Wisconsin was ranked 28th (311 inmates per 100,000 residents).

According to the [U.S. Department of Justice, Bureau of Justice Statistics](#), in 2021 (most recent data available), Iowa ranked 29th nationally in terms of lowest rate of offenders under community supervision with 1,265 offenders per 100,000 adult U.S. residents. Other Midwest states ranked as follows:

- Illinois was ranked 21st (1,107 offenders per 100,000 adult residents).
- Minnesota was ranked 46th (2,070 offenders per 100,000 adult residents).
- Missouri was ranked 24th (1,163 offenders per 100,000 adult residents).
- Nebraska was ranked 15th (854 offenders per 100,000 adult residents).
- South Dakota was ranked 35th (1,367 offenders per 100,000 adult residents).
- Wisconsin was ranked 32nd (1,324 offenders per 100,000 adult residents).

Judicial Branch

The [National Center for State Courts](#) (NCSC) has published the [Survey of Judicial Salaries](#) for 30 years. The most recent national data available was published in [July 2023](#). The Iowa salary data is current as of July 1, 2023. Specific judicial positions do not exist in all U.S. states and territories.

- In Iowa, the salary for a justice on the Iowa Supreme Court is \$187,326, which ranks 30th highest nationally out of 56. The national salary range for a justice is \$125,000 to \$295,908, with an average salary of \$206,280.
- In Iowa, the salary for a judge on the Court of Appeals is \$169,765, which ranks 33rd highest nationally out of 42. The national salary range for a Court of Appeals judge is \$105,000 to \$264,542, with an average salary of \$192,171.
- In Iowa, the salary for a district court judge is \$158,056, which ranks 41st nationally out of 56. The national salary range for a district court judge is \$66,075 to \$234,380, with an average salary of \$176,430.

Criminal and Juvenile Justice Planning (CJJP), Department of Health and Human Services (HHS)

The CJJP staffs several committees and issues research reports on topics of interest to the justice system. Reports issued by the CJJP include research on both the adult and juvenile justice systems.

Reports can be accessed on the CJJP [website](#). The CJJP provides [prison population forecasts](#), [juvenile justice reports](#), [reports on sex offenders](#), and other documents.

LSA Publications

The following documents have been published by the LSA that relate to the Justice System Appropriations Subcommittee:

- **Fiscal Research Briefs:**
 - [Prison Population and Capacity](#)
 - [State Public Defender Contract Attorneys](#)

- **Issue Reviews:**
 - [Indigent Defense — Overview and Funding History](#)
 - [An Update on the Iowa Sex Offender Registry](#)
 - [Court Debt Collection](#)
 - [Human Trafficking](#)

- **Fiscal Topics:**
 - [Title IV-E Juvenile Justice Improvement Fund](#)
 - [Court Debt Collection System](#)
 - [Jury Trials](#)
 - [Public Defenders and Contract Attorneys](#)
 - [Law Enforcement Officer Training](#)
 - [Public Safety Equipment Fund](#)
 - [Department of Corrections Pharmaceuticals](#)
 - [Sex Offender Registry](#)
 - [State and Local Disaster Funding](#)
 - [Corrections Pathway Navigators](#)
 - [Federal Disaster Funding](#)
 - [Public Safety Answering Point Funding](#)
 - [Judgeships](#)
 - [History of Community-Based Corrections](#)
 - [Crime Victim Compensation Fund](#)
 - [Human Trafficking Victim Fund](#)
 - [Department of Corrections Survivor Benefits Fund](#)
 - [Corrections Capital Reinvestment Fund](#)
 - [Levee Improvement Program and Levee Improvement Fund](#)

Reports Required to Be Filed with General Assembly

Reports and other documents required to be filed with the General Assembly are organized by submitting department and by date and are published on this [webpage](#).

LSA Staff Contacts: Molly Kilker (515.725.1286) molly.kilker@legis.iowa.gov
Justus Thompson (515.725.2249) justus.thompson@legis.iowa.gov



Appendix A – Appropriations Tracking

Analysis of the Governor's Budget Recommendations

This Appendix contains tracking for the following:

- General Fund
- Other Funds
- Full-Time Equivalent (FTE) Positions

The Legislative Services Agency publishes **Budget Unit Briefs** that discuss the purpose of particular appropriations and programs. If a publication is available, it has been hyperlinked in the title of the appropriation.

Justice System General Fund

	Actual FY 2023 <u>(1)</u>	Estimated FY 2024 <u>(2)</u>	Gov Rec FY 2025 <u>(3)</u>	Gov Rec vs Est FY 2024 <u>(4)</u>
<u>Attorney General</u>				
Justice, Dept. of				
General Office AG	\$ 6,530,099	\$ 7,749,860	\$ 9,042,483	\$ 1,292,623
Victim Assistance Grants	5,016,708	5,016,708	5,016,708	0
Legal Services Poverty Grants	2,634,601	2,634,601	2,634,601	0
AG Cybersecurity and Technology	202,060	202,060	202,060	0
Total Attorney General	\$ 14,383,468	\$ 15,603,229	\$ 16,895,852	\$ 1,292,623
<u>Civil Rights Commission, Iowa</u>				
Civil Rights Commission				
Civil Rights Commission	\$ 1,343,051	\$ 0	\$ 0	\$ 0
Total Civil Rights Commission, Iowa	\$ 1,343,051	\$ 0	\$ 0	\$ 0
<u>Corrections, Department of</u>				
Central Office				
County Confinement	\$ 1,195,319	\$ 1,195,319	\$ 1,345,319	\$ 150,000
Federal Prisoners/Contractual	234,411	234,411	234,411	0
Corrections Administration	6,321,190	6,313,331	7,662,297	1,348,966
Corrections Education	2,608,109	2,608,109	2,608,109	0
Iowa Corrections Offender Network	2,000,000	2,000,000	2,000,000	0
Mental Health/Substance Abuse	28,065	28,065	28,065	0
DOC - Department-Wide Duties	243,797	12,974,108	8,654,633	-4,319,475
Corrections Real Estate - Capitals	927,688	0	0	0
State Cases Court Costs	0	10,000	10,000	0
Central Office	\$ 13,558,579	\$ 25,363,343	\$ 22,542,834	\$ -2,820,509
Fort Madison				
Ft. Madison Institution	\$ 43,937,403	\$ 44,192,771	\$ 45,522,762	\$ 1,329,991
Anamosa				
Anamosa Institution	\$ 36,849,581	\$ 37,022,808	\$ 38,887,065	\$ 1,864,257
Oakdale				
Oakdale Institution	\$ 56,250,842	\$ 56,368,832	\$ 57,703,792	\$ 1,334,960
DOC Institutional Pharmaceuticals	8,556,620	9,550,417	9,925,417	375,000
Oakdale	\$ 64,807,462	\$ 65,919,249	\$ 67,629,209	\$ 1,709,960
Newton				
Newton Institution	\$ 30,318,214	\$ 30,437,665	\$ 31,522,181	\$ 1,084,516
Mount Pleasant				
Mount Pleasant Institution	\$ 28,464,947	\$ 28,642,429	\$ 29,729,489	\$ 1,087,060
Rockwell City				
Rockwell City Institution	\$ 11,043,114	\$ 11,090,142	\$ 11,364,524	\$ 274,382

Justice System General Fund

	Actual FY 2023 <u>(1)</u>	Estimated FY 2024 <u>(2)</u>	Gov Rec FY 2025 <u>(3)</u>	Gov Rec vs Est FY 2024 <u>(4)</u>
Clarinda				
Clarinda Institution	\$ 27,175,874	\$ 27,355,684	\$ 28,625,610	\$ 1,269,926
Mitchellville				
Mitchellville Institution	\$ 24,823,392	\$ 24,946,721	\$ 25,512,183	\$ 565,462
Fort Dodge				
Fort Dodge Institution	\$ 32,636,226	\$ 32,742,479	\$ 33,279,423	\$ 536,944
CBC District 1				
CBC District I	\$ 16,207,339	\$ 16,207,339	\$ 16,826,981	\$ 619,642
CBC District 2				
CBC District II	\$ 12,789,649	\$ 12,789,649	\$ 13,637,109	\$ 847,460
CBC District 3				
CBC District III	\$ 7,710,790	\$ 7,710,790	\$ 8,615,128	\$ 904,338
CBC District 4				
CBC District IV	\$ 6,193,805	\$ 6,193,805	\$ 6,465,898	\$ 272,093
CBC District 5				
CBC District V	\$ 23,440,024	\$ 23,440,024	\$ 24,328,291	\$ 888,267
CBC District 6				
CBC District VI	\$ 16,755,370	\$ 16,755,370	\$ 17,128,661	\$ 373,291
CBC District 7				
CBC District VII	\$ 9,672,851	\$ 10,362,851	\$ 10,671,655	\$ 308,804
CBC District 8				
CBC District VIII	\$ 9,238,778	\$ 9,238,778	\$ 10,001,148	\$ 762,370
Total Corrections, Department of	<u>\$ 415,623,398</u>	<u>\$ 430,411,897</u>	<u>\$ 442,290,151</u>	<u>\$ 11,878,254</u>

Justice System General Fund

	Actual FY 2023 <u>(1)</u>	Estimated FY 2024 <u>(2)</u>	Gov Rec FY 2025 <u>(3)</u>	Gov Rec vs Est FY 2024 <u>(4)</u>
<u>Human Rights, Department of</u>				
Human Rights				
Criminal & Juvenile Justice	\$ 1,318,547	\$ 0	\$ 0	\$ 0
Single Grant Program	140,000	0	0	0
Total Human Rights, Department of	\$ 1,458,547	\$ 0	\$ 0	\$ 0
<u>Department of Inspections, Appeals, and Licensing</u>				
DIAL - State Public Defender				
Public Defender	\$ 30,112,503	\$ 30,718,203	\$ 31,477,894	\$ 759,691
Indigent Defense	42,160,374	44,046,374	44,046,374	0
Total Department of Inspections, Appeals, and Licensing	\$ 72,272,877	\$ 74,764,577	\$ 75,524,268	\$ 759,691
<u>Judicial Branch</u>				
Judicial Branch				
Judicial Branch	\$ 190,100,550	\$ 193,350,550	\$ 197,009,531	\$ 3,658,981
Jury & Witness Fee Revolving Fund	3,600,000	3,600,000	3,600,000	0
Court-Ordered Services	0	3,290,000	3,290,000	0
Graduated Sanctions	0	12,253,000	12,253,000	0
Total Judicial Branch	\$ 193,700,550	\$ 212,493,550	\$ 216,152,531	\$ 3,658,981
<u>Law Enforcement Academy</u>				
Iowa Law Enforcement Academy				
Law Enforcement Academy	\$ 1,239,824	\$ 1,238,504	\$ 2,904,407	\$ 1,665,903
Total Law Enforcement Academy	\$ 1,239,824	\$ 1,238,504	\$ 2,904,407	\$ 1,665,903
<u>Parole, Board of</u>				
Parole Board				
Parole Board	\$ 1,308,724	\$ 1,517,894	\$ 1,545,114	\$ 27,220
Total Parole, Board of	\$ 1,308,724	\$ 1,517,894	\$ 1,545,114	\$ 27,220

Justice System General Fund

	Actual FY 2023 <u>(1)</u>	Estimated FY 2024 <u>(2)</u>	Gov Rec FY 2025 <u>(3)</u>	Gov Rec vs Est FY 2024 <u>(4)</u>
<u>Public Defense, Department of</u>				
Public Defense, Dept. of				
Public Defense, Department of	\$ 7,014,705	\$ 6,963,037	\$ 7,211,221	\$ 248,184
Total Public Defense, Department of	\$ 7,014,705	\$ 6,963,037	\$ 7,211,221	\$ 248,184
<u>Public Safety, Department of</u>				
Public Safety, Dept. of				
Public Safety Administration	\$ 5,946,368	\$ 5,920,476	\$ 7,092,910	\$ 1,172,434
Public Safety DCI	19,712,633	19,712,633	21,189,769	1,477,136
Criminalistics Laboratory Fund	650,000	650,000	650,000	0
Narcotics Enforcement	8,613,894	8,613,894	9,243,545	629,651
Public Safety Undercover Funds	209,042	209,042	209,042	0
Fire Marshal	5,602,778	3,230,743	3,418,466	187,723
Iowa State Patrol	71,409,788	87,066,931	90,056,257	2,989,326
DPS/SPOC Sick Leave Payout	279,517	279,517	279,517	0
Fire Fighter Training	1,025,520	1,075,520	1,075,520	0
Interoperable Communications Sys Board	115,661	115,661	115,661	0
Human Trafficking Office	200,742	200,742	200,742	0
Volunteer Fire Fighter Training & Equipment	50,000	0	0	0
Department-Wide Duties	0	6,456,270	4,649,789	-1,806,481
Public Safety Equipment Fund	2,500,000	2,500,000	2,500,000	0
Office of Drug Control Policy - DPS	0	249,219	249,219	0
Total Public Safety, Department of	\$ 116,315,943	\$ 136,280,648	\$ 140,930,437	\$ 4,649,789
<u>Homeland Security and Emergency Mgmt</u>				
Homeland Security & Emergency Mgmt				
Homeland Security & Emer. Mgmt.	\$ 2,289,389	\$ 2,439,389	\$ 2,442,595	\$ 3,206
Total Homeland Security and Emergency Mgmt	\$ 2,289,389	\$ 2,439,389	\$ 2,442,595	\$ 3,206
Total Justice System	\$ 826,950,476	\$ 881,712,725	\$ 905,896,576	\$ 24,183,851

Justice System Other Funds

	Actual FY 2023 <u>(1)</u>	Estimated FY 2024 <u>(2)</u>	Gov Rec FY 2025 <u>(3)</u>	Gov Rec vs Est FY 2024 <u>(4)</u>
<u>Attorney General</u>				
Consumer Advocate				
Consumer Advocate - CMRF	\$ 3,378,093	\$ 3,450,713	\$ 3,450,713	\$ 0
Justice, Dept. of				
Farm Mediation Services - CEF	\$ 300,000	\$ 300,000	\$ 300,000	\$ 0
AG Prosecutions and Appeals - CEF	2,000,000	2,000,000	2,000,000	0
Consumer Fraud - Public Ed & Enforce - CEF	1,786,437	1,875,000	1,875,000	0
Older Iowans Consumer Fraud - CEF	119,649	125,000	125,000	0
AG - Medication Addiction Treatment Program - OSF	3,800,000	0	0	0
Justice, Dept. of	<u>\$ 8,006,086</u>	<u>\$ 4,300,000</u>	<u>\$ 4,300,000</u>	<u>\$ 0</u>
Total Attorney General	<u>\$ 11,384,179</u>	<u>\$ 7,750,713</u>	<u>\$ 7,750,713</u>	<u>\$ 0</u>
<u>Public Safety, Department of</u>				
Public Safety, Dept. of				
DPS Gaming Enforcement - GEF	\$ 10,778,483	\$ 11,442,487	\$ 11,442,487	\$ 0
Total Public Safety, Department of	<u>\$ 10,778,483</u>	<u>\$ 11,442,487</u>	<u>\$ 11,442,487</u>	<u>\$ 0</u>
<u>Homeland Security and Emergency Mgmt</u>				
Homeland Security & Emergency Mgmt				
911 Emerg Comm Admin - 911 Surcharge	\$ 300,000	\$ 300,000	\$ 300,000	\$ 0
Total Homeland Security and Emergency Mgmt	<u>\$ 300,000</u>	<u>\$ 300,000</u>	<u>\$ 300,000</u>	<u>\$ 0</u>
Total Justice System	<u><u>\$ 22,462,662</u></u>	<u><u>\$ 19,493,200</u></u>	<u><u>\$ 19,493,200</u></u>	<u><u>\$ 0</u></u>



Explanation of FTE Position Data

Analysis of the Governor's Budget Recommendations

The following is an explanation of the full-time equivalent (FTE) position information provided in the following tables. The columns of FTE position data represent different points in time that the numbers were compiled. For additional information on the State's FTE positions, see the **Issue Review** entitled [FY 2017 FTE Positions and Personnel Costs](#).

Actual FY 2023: This data represents the actual FTE position utilization calculated at the close of the fiscal year. The FTE position usage is calculated by taking the actual hours worked during the fiscal year and dividing the number by 2,080 hours. For example, if a department has budgeted a full-time position (equating to 1.00 FTE) and this position is vacant for six months of the fiscal year, at the close of the fiscal year the calculation of the actual FTE position would be 0.50 ($1,040 \div 2,080 = 0.50$). The calculation of the actual FTE position factors out the portion of the position that was vacant during the fiscal year.

Estimated FY 2024: This data represents the estimated FTE positions that were budgeted by the departments at the beginning of FY 2024 and incorporates any revisions made to the budget by the departments through (approximately) December 2023. Changes to the estimates can occur for a variety of reasons. For example, if departments are not provided funding for salary adjustments to cover the costs of funding collective bargaining contracts, the departments will often reduce the number of FTE positions in order to cover costs.

Gov. Rec. FY 2025: This is the Governor's recommendation for FY 2025.

Gov. Rec. FY 2025 vs Est. FY 2024: This represents the difference between the Governor's recommended FTE positions for FY 2025 and the most recent estimates for FY 2024.

Justice System

FTE Positions

	Actual FY 2023 <u>(1)</u>	Estimated FY 2024 <u>(2)</u>	Gov Rec FY 2025 <u>(3)</u>	Gov Rec vs Est FY 2024 <u>(4)</u>
<u>Attorney General</u>				
Justice, Dept. of				
General Office AG	199.25	228.00	236.00	8.00
Victim Compensation Fund	27.49	31.05	28.80	-2.25
Justice, Dept. of	<u>226.75</u>	<u>259.05</u>	<u>264.80</u>	<u>5.75</u>
Consumer Advocate				
Consumer Advocate - CMRF	14.24	18.00	18.00	0.00
Total Attorney General	<u>240.98</u>	<u>277.05</u>	<u>282.80</u>	<u>5.75</u>
<u>Corrections, Department of</u>				
Fort Madison				
Ft. Madison Institution	361.80	394.00	394.00	0.00
Fort Madison	<u>361.80</u>	<u>394.00</u>	<u>394.00</u>	<u>0.00</u>
Anamosa				
Anamosa Institution	282.16	352.75	352.75	0.00
Oakdale				
Oakdale Institution	467.70	505.25	505.25	0.00
Newton				
Newton Institution	243.61	264.00	264.00	0.00
Mount Pleasant				
Mount Pleasant Institution	244.40	256.00	256.00	0.00
Rockwell City				
Rockwell City Institution	89.28	95.25	95.25	0.00
Clarinda				
Clarinda Institution	221.27	246.00	246.00	0.00
Mitchellville				
Mitchellville Institution	202.58	221.20	221.20	0.00
Fort Dodge				
Fort Dodge Institution	246.12	288.00	288.00	0.00
Central Office				
Corrections Administration	46.64	47.48	52.48	5.00
CBC District 1				
CBC District I	183.75	183.75	183.75	0.00
CBC District 2				
CBC District II	135.10	135.10	135.10	0.00
CBC District 3				
CBC District III	85.00	86.00	86.00	0.00

Justice System

FTE Positions

	Actual FY 2023 <u>(1)</u>	Estimated FY 2024 <u>(2)</u>	Gov Rec FY 2025 <u>(3)</u>	Gov Rec vs Est FY 2024 <u>(4)</u>
CBC District 4				
CBC District IV	63.00	64.00	64.00	0.00
CBC District 5				
CBC District V	258.69	258.69	258.69	0.00
CBC District 6				
CBC District VI	186.20	186.20	186.20	0.00
CBC District 7				
CBC District VII	116.35	121.35	121.35	0.00
CBC District 8				
CBC District VIII	96.30	101.50	101.50	0.00
Total Corrections, Department of	<u>3,529.96</u>	<u>3,806.52</u>	<u>3,811.52</u>	<u>5.00</u>
<u>Civil Rights Commission, Iowa</u>				
Civil Rights Commission				
Civil Rights Commission	24.56	0.00	0.00	0.00
Total Civil Rights Commission, Iowa	<u>24.56</u>	<u>0.00</u>	<u>0.00</u>	<u>0.00</u>
<u>Human Rights, Department of</u>				
Human Rights				
Criminal & Juvenile Justice	7.29	0.00	0.00	0.00
Total Human Rights, Department of	<u>7.29</u>	<u>0.00</u>	<u>0.00</u>	<u>0.00</u>
<u>Department of Inspections, Appeals, and Licensing</u>				
DIAL - State Public Defender				
Public Defender	216.94	241.00	241.00	0.00
Total Department of Inspections, Appeals, and Licensing	<u>216.94</u>	<u>241.00</u>	<u>241.00</u>	<u>0.00</u>
<u>Judicial Branch</u>				
Judicial Branch				
Judicial Branch	1,697.53	1,883.75	1,882.75	-1.00
Jury & Witness Fee Rev Fund	1.59	2.10	2.10	0.00
Graduated Sanctions	0.00	10.25	10.25	0.00
Total Judicial Branch	<u>1,699.13</u>	<u>1,896.10</u>	<u>1,895.10</u>	<u>-1.00</u>

Justice System

FTE Positions

	Actual FY 2023 <u>(1)</u>	Estimated FY 2024 <u>(2)</u>	Gov Rec FY 2025 <u>(3)</u>	Gov Rec vs Est FY 2024 <u>(4)</u>
<u>Law Enforcement Academy</u>				
Iowa Law Enforcement Academy				
Law Enforcement Academy	27.75	30.25	30.25	0.00
Total Law Enforcement Academy	<u>27.75</u>	<u>30.25</u>	<u>30.25</u>	<u>0.00</u>
<u>Parole, Board of</u>				
Parole Board				
Parole Board	8.94	11.00	11.00	0.00
Total Parole, Board of	<u>8.94</u>	<u>11.00</u>	<u>11.00</u>	<u>0.00</u>
<u>Public Defense, Department of</u>				
Public Defense, Dept. of				
Public Defense, Department of	239.10	248.00	248.00	0.00
Total Public Defense, Department of	<u>239.10</u>	<u>248.00</u>	<u>248.00</u>	<u>0.00</u>
<u>Homeland Security and Emergency Mgmt</u>				
Homeland Security & Emergency Mgmt				
Fund Only	0.00	1.16	1.16	0.00
Homeland Security & Emer. Mgmt.	78.71	25.44	25.44	0.00
Total Homeland Security and Emergency Mgmt	<u>78.71</u>	<u>26.60</u>	<u>26.60</u>	<u>0.00</u>
<u>Public Safety, Department of</u>				
Public Safety, Dept. of				
Public Safety Administration	37.96	47.00	47.00	0.00
Public Safety DCI	167.79	180.00	180.00	0.00
Narcotics Enforcement	58.78	67.00	67.00	0.00
Fire Marshal	44.11	21.00	21.00	0.00
Iowa State Patrol	452.19	613.00	613.00	0.00
Human Trafficking Office	1.37	2.00	2.00	0.00
DPS Gaming Enforcement - GEF	59.50	65.00	65.00	0.00
Office of Drug Control Policy - DPS	0.00	4.00	4.00	0.00
Total Public Safety, Department of	<u>821.70</u>	<u>999.00</u>	<u>999.00</u>	<u>0.00</u>
Total Justice System	<u><u>6,895.04</u></u>	<u><u>7,535.52</u></u>	<u><u>7,545.27</u></u>	<u><u>9.75</u></u>

The following information summarizes FY 2023 General Fund and non-General Fund appropriations for departments under the purview of the Health and Human Services Appropriations Subcommittee. Appropriations are adjusted for several factors throughout the fiscal year, including supplemental appropriations, deappropriations, and adjustments to standing appropriations to account for actual expenditures. Other activity associated with appropriated funds includes balances brought forward, transfers, and reversions. The tables show each of the departments’ appropriations and the changes that occurred throughout the fiscal year. The following information describes each column. Columns described below that are not displayed in the tables did not have any activity

- **Original Appropriation:** This is the amount appropriated in enacted appropriations bills during the 2022 Legislative Session.
- **Adjustment to Standings:** These adjustments represent changes that are made to budgeted standing unlimited appropriations for the purpose of balancing the year-end amount. There are numerous standing unlimited appropriations established in the Iowa Code. The exact amount for each of these appropriations is not known until the close of the fiscal year. As the General Assembly develops the annual budget, an estimated amount is included for budgeting purposes. This estimated appropriation is then adjusted to reflect actual expenditures.
- **Supplemental Appropriations/Deappropriations:** These changes represent the supplemental appropriations and deappropriations enacted during the 2023 Legislative Session.
- **Session Law Adjustment:** During the 2022 Legislative Session [House File 2559](#) (FY 2023 Justice System Appropriations Act) appropriated \$243,797 for allocation across Department of Corrections (DOC) institutions. The Department allocated the funding to the appropriation for DOC Institutional Pharmaceuticals.
- **Salary Adjustment (Other Funds Only):** Several non-General Fund appropriations were authorized to receive appropriation adjustments to fund salary increases for FY 2023.
- **Total Appropriation:** This is the sum of all of appropriations and adjustments listed above. It represents the final appropriation amount after changes were applied.
- **Balance Brought Forward:** These are the appropriated funds allowed to carry forward from FY 2022 to FY 2023. These funds provided additional spendable dollars for FY 2023.
- **Transfers In and Out (General Fund Only):** These adjustments represent transferred appropriation spending authority between enacted appropriations. These transfers are usually implemented by the Governor through the authority provided in Iowa Code section [8.39](#).
- **Balance Carryforward:** These are appropriated funds that are allowed to carry forward from FY 2023 to FY 2024. These funds provide additional spendable dollars for FY 2024.
- **Reversions:** These are the unspent appropriated funds that revert back to the fund from which they were appropriated.
- **Total Adjustments:** This is the sum of the Balance Brought Forward, Transfers, Balance Carryforward, and Reversions.
- **Total Expended:** This number represents the appropriation after all of the above adjustments have been made. The result is the total appropriated funds that were expended in FY 2023.

Justice System – FY 2023
General Fund

		Total Appropriation				Adjustments						Total Expended	
		Original Approp	Adj to Standings	Session Law Adj	Supp & Deapprop	Total	Balance Brought Forward	Transfer In	Transfer Out	Balance Carry Forward	Reversion	Total	
Attorney General	AG Cybersecurity and Technology	\$202,060	\$0	\$0	\$0	\$202,060	\$0	\$0	\$0	\$0	\$-10,056	\$-10,056	\$192,004
	General Office AG	\$6,530,099	\$0	\$0	\$0	\$6,530,099	\$0	\$0	\$0	\$-82,401	\$-82,401	\$-164,803	\$6,365,296
	Legal Services Poverty Grants	\$2,634,601	\$0	\$0	\$0	\$2,634,601	\$0	\$0	\$0	\$0	\$0	\$0	\$2,634,601
	Victim Assistance Grants	\$5,016,708	\$0	\$0	\$0	\$5,016,708	\$2,804,026	\$0	\$0	\$-2,571,857	\$0	\$232,168	\$5,248,876
Civil Rights Commission, Iowa	Civil Rights Commission	\$1,343,051	\$0	\$0	\$0	\$1,343,051	\$0	\$0	\$0	\$0	\$-53	\$-53	\$1,342,998
Corrections, Department of	Anamosa Institution	\$36,849,581	\$0	\$0	\$0	\$36,849,581	\$2,516	\$0	\$0	\$-1,934	\$-1,934	\$-1,353	\$36,848,228
	CBC District I	\$16,207,339	\$0	\$0	\$0	\$16,207,339	\$0	\$0	\$0	\$0	\$0	\$0	\$16,207,339
	CBC District II	\$12,789,649	\$0	\$0	\$0	\$12,789,649	\$0	\$0	\$0	\$0	\$0	\$0	\$12,789,649
	CBC District III	\$7,710,790	\$0	\$0	\$0	\$7,710,790	\$0	\$0	\$0	\$0	\$0	\$0	\$7,710,790
	CBC District IV	\$6,193,805	\$0	\$0	\$0	\$6,193,805	\$0	\$0	\$0	\$0	\$0	\$0	\$6,193,805
	CBC District V	\$23,440,024	\$0	\$0	\$0	\$23,440,024	\$0	\$0	\$0	\$0	\$0	\$0	\$23,440,024
	CBC District VI	\$16,755,370	\$0	\$0	\$0	\$16,755,370	\$0	\$0	\$0	\$0	\$0	\$0	\$16,755,370
	CBC District VII	\$9,672,851	\$0	\$0	\$0	\$9,672,851	\$0	\$0	\$0	\$0	\$0	\$0	\$9,672,851
	CBC District VIII	\$9,238,778	\$0	\$0	\$0	\$9,238,778	\$0	\$0	\$0	\$0	\$0	\$0	\$9,238,778
	Clarinda Institution	\$27,175,874	\$0	\$0	\$0	\$27,175,874	\$0	\$0	\$0	\$0	\$0	\$0	\$27,175,874
	Corrections Administration	\$6,321,190	\$0	\$0	\$0	\$6,321,190	\$0	\$0	\$0	\$0	\$-94	\$-94	\$6,321,096
	Corrections Education	\$2,608,109	\$0	\$0	\$0	\$2,608,109	\$829,299	\$0	\$0	\$-688,903	\$0	\$140,397	\$2,748,506
	Corrections Real Estate - Capitals	\$0	\$927,688	\$0	\$0	\$927,688	\$0	\$0	\$0	\$0	\$0	\$0	\$927,688
	County Confinement	\$1,195,319	\$0	\$0	\$0	\$1,195,319	\$0	\$0	\$0	\$0	\$0	\$0	\$1,195,319
	DOC - Department-Wide Duties	\$243,797	\$0	\$-243,797	\$0	\$0	\$4,779,718	\$0	\$0	\$0	\$0	\$4,779,718	\$4,779,718
	DOC Institutional Pharmaceuticals	\$8,556,620	\$0	\$243,797	\$0	\$8,800,417	\$0	\$0	\$0	\$0	\$0	\$0	\$8,800,417
Federal Prisoners/ Contractual	\$234,411	\$0	\$0	\$0	\$234,411	\$0	\$0	\$0	\$0	\$0	\$0	\$234,411	
Fort Dodge Institution	\$32,636,226	\$0	\$0	\$0	\$32,636,226	\$49,033	\$0	\$0	\$-147,509	\$-107,290	\$-205,767	\$32,430,459	

Justice System – FY 2023
General Fund

		Total Appropriation					Adjustments						Total Expended
		Original Approp	Adj to Standings	Session Law Adj	Supp & Deapprop	Total	Balance Brought Forward	Transfer In	Transfer Out	Balance Carry Forward	Reversion	Total	
Corrections, Department of	Ft. Madison Institution	\$43,937,403	\$0	\$0	\$0	\$43,937,403	\$0	\$0	\$0	\$-87,299	\$-87,299	\$-174,598	\$43,762,805
	Iowa Corrections Offender Network	\$2,000,000	\$0	\$0	\$0	\$2,000,000	\$0	\$0	\$0	\$0	\$0	\$0	\$2,000,000
	Mental Health/Substance Abuse	\$28,065	\$0	\$0	\$0	\$28,065	\$0	\$0	\$0	\$0	\$0	\$0	\$28,065
	Mitchellville Institution	\$24,823,392	\$0	\$0	\$0	\$24,823,392	\$0	\$0	\$0	\$0	\$-1,659	\$-1,659	\$24,821,733
	Mount Pleasant Institution	\$28,464,947	\$0	\$0	\$0	\$28,464,947	\$8,565	\$0	\$0	\$-15,917	\$-15,917	\$-23,269	\$28,441,678
	Newton Institution	\$30,318,214	\$0	\$0	\$0	\$30,318,214	\$0	\$0	\$0	\$0	\$-10,987	\$-10,987	\$30,307,227
	Oakdale Institution	\$56,250,842	\$0	\$0	\$0	\$56,250,842	\$1,511	\$0	\$0	\$-11,407	\$-9,657	\$-19,553	\$56,231,289
	Rockwell City Institution	\$11,043,114	\$0	\$0	\$0	\$11,043,114	\$122,949	\$0	\$0	\$-108,726	\$-104,612	\$-90,389	\$10,952,725
	State Cases Court Costs	\$10,000	\$-10,000	\$0	\$0	\$0	\$0	\$0	\$0	\$0	\$0	\$0	\$0
Homeland Security and Emergency Mgmt	Homeland Security & Emer. Mgmt.	\$2,289,389	\$0	\$0	\$0	\$2,289,389	\$0	\$0	\$0	\$0	\$0	\$0	\$2,289,389
	Levee District Study	\$0	\$0	\$0	\$0	\$0	\$265,787	\$0	\$0	\$0	\$-117,242	\$148,544	\$148,544
Human Rights, Department of	Criminal & Juvenile Justice	\$1,318,547	\$0	\$0	\$0	\$1,318,547	\$4,001	\$0	\$0	\$-64,309	\$-64,309	\$-124,618	\$1,193,929
	Single Grant Program	\$140,000	\$0	\$0	\$0	\$140,000	\$0	\$0	\$0	\$0	\$0	\$0	\$140,000
Inspections and Appeals, Department of	Indigent Defense	\$42,160,374	\$0	\$0	\$0	\$42,160,374	\$0	\$0	\$0	\$0	\$-4,678,500	\$-4,678,500	\$37,481,874
	Public Defender	\$30,112,503	\$0	\$0	\$0	\$30,112,503	\$1,326,992	\$0	\$0	\$-631,468	\$-709,949	\$-14,425	\$30,098,078
Judicial Branch	Judicial Branch	\$190,100,550	\$0	\$0	\$0	\$190,100,550	\$1,774,952	\$0	\$0	\$0	\$-284,050	\$1,490,903	\$191,591,453
	Jury & Witness Fee Revolving Fund	\$3,600,000	\$0	\$0	\$0	\$3,600,000	\$0	\$0	\$0	\$0	\$0	\$0	\$3,600,000
Law Enforcement Academy	Law Enforcement Academy	\$1,239,824	\$0	\$0	\$0	\$1,239,824	\$0	\$0	\$0	\$0	\$0	\$0	\$1,239,824
Parole, Board of	Parole Board	\$1,308,724	\$0	\$0	\$0	\$1,308,724	\$29,059	\$0	\$0	\$-67,008	\$-74,850	\$-112,800	\$1,195,924
Public Defense, Department of	Public Defense, Department of	\$7,014,705	\$0	\$0	\$0	\$7,014,705	\$0	\$0	\$0	\$0	\$-14,023	\$-14,023	\$7,000,682
Public Safety, Department of	Criminalistics Laboratory Fund	\$650,000	\$0	\$0	\$0	\$650,000	\$0	\$0	\$0	\$0	\$0	\$0	\$650,000
	DPS/SPOC Sick Leave Payout	\$279,517	\$0	\$0	\$0	\$279,517	\$0	\$0	\$0	\$0	\$0	\$0	\$279,517
	Fire Fighter Training	\$1,025,520	\$0	\$0	\$0	\$1,025,520	\$65,452	\$0	\$0	\$-118,722	\$0	\$-53,270	\$972,250

Justice System – FY 2023
General Fund

		Total Appropriation					Adjustments					Total Expended	
		Original Approp	Adj to Standings	Session Law Adj	Supp & Deapprop	Total	Balance Brought Forward	Transfer In	Transfer Out	Balance Carry Forward	Reversion	Total	
Public Safety, Department of	Fire Marshal	\$5,602,778	\$0	\$0	\$0	\$5,602,778	\$9,297	\$0	\$0	\$-7,339	\$-7,339	\$-5,381	\$5,597,397
	Human Trafficking Office	\$200,742	\$0	\$0	\$0	\$200,742	\$202	\$0	\$0	\$0	\$-202	\$0	\$200,742
	Interoperable Communications Sys Board	\$115,661	\$0	\$0	\$0	\$115,661	\$0	\$0	\$0	\$0	\$0	\$0	\$115,661
	Iowa State Patrol	\$71,409,788	\$0	\$0	\$0	\$71,409,788	\$9,676	\$0	\$0	\$-25,636	\$-25,636	\$-41,595	\$71,368,193
	Narcotics Enforcement	\$8,613,894	\$0	\$0	\$0	\$8,613,894	\$13,979	\$0	\$0	\$-3,798	\$-3,798	\$6,383	\$8,620,277
	Public Safety Administration	\$5,946,368	\$0	\$0	\$0	\$5,946,368	\$20,798	\$0	\$0	\$-796	\$-797	\$19,205	\$5,965,573
	Public Safety DCI	\$19,712,633	\$0	\$0	\$0	\$19,712,633	\$12,915	\$0	\$0	\$-887	\$-887	\$11,141	\$19,723,774
	Public Safety Equipment Fund	\$2,500,000	\$0	\$0	\$0	\$2,500,000	\$0	\$0	\$0	\$0	\$0	\$0	\$2,500,000
	Public Safety Undercover Funds	\$209,042	\$0	\$0	\$0	\$209,042	\$0	\$0	\$0	\$0	\$0	\$0	\$209,042
	Volunteer Fire Fighter Training & Equipment	\$50,000	\$0	\$0	\$0	\$50,000	\$0	\$0	\$0	\$0	\$-12	\$-12	\$49,989
	Grand Total	\$826,032,788	\$917,688	\$0	\$0	\$826,950,476	\$12,130,727	\$0	\$0	\$-4,635,917	\$-6,413,553	\$1,081,256	\$828,031,733

Justice System – FY 2023
Other Funds

		Total Appropriation				Adjustments				Total Expended	
		Original Approp	Adj to Standings	Salary Adjustment	Supp & Deapprop	Total	Balance Brought Forward	Balance Carry Forward	Reversion	Total	
Attorney General	AG - Medication Addiction Treatment Program - OSF	\$3,800,000	\$0	\$0	\$0	\$3,800,000	\$0	\$-2,424,616	\$0	\$-2,424,616	\$1,375,384
	AG Prosecutions and Appeals - CEF	\$2,000,000	\$0	\$0	\$0	\$2,000,000	\$0	\$0	\$0	\$0	\$2,000,000
	Consumer Advocate - CMRF	\$3,199,004	\$0	\$179,089	\$0	\$3,378,093	\$0	\$0	\$-659,088	\$-659,088	\$2,719,005
	Consumer Fraud - Public Ed & Enforce - CEF	\$1,875,000	\$-88,563	\$0	\$0	\$1,786,437	\$0	\$0	\$0	\$0	\$1,786,437
	Farm Mediation Services - CEF	\$300,000	\$0	\$0	\$0	\$300,000	\$0	\$0	\$0	\$0	\$300,000
	Older Iowans Consumer Fraud - CEF	\$125,000	\$-5,351	\$0	\$0	\$119,649	\$0	\$0	\$0	\$0	\$119,649
Homeland Security and Emergency Mgmt	911 Emerg Comm Admin - 911 Surcharge	\$300,000	\$0	\$0	\$0	\$300,000	\$0	\$0	\$-46,417	\$-46,417	\$253,583
Public Safety, Department of	DPS Gaming Enforcement - GEF	\$10,556,268	\$0	\$222,215	\$0	\$10,778,483	\$0	\$0	\$-703,898	\$-703,898	\$10,074,585
Grand Total		\$22,155,272	\$-93,914	\$401,304	\$0	\$22,462,662	\$0	\$-2,424,616	\$-1,409,403	\$-3,834,019	\$18,628,643



Appendix C – Sample of Budget Schedules

Analysis of the Governor’s Budget Recommendations

Schedule 1 Example

Schedule 1 shows the decision packages used by the Executive Branch to arrive at a department’s annual budget request (dollars and FTE positions) and the Governor’s recommendations for a budget unit.

STATE OF IOWA
Fiscal Year 2025 Annual Budget
SPECIAL DEPARTMENT: (460) Health and Human Services, Department of
Budget Unit: (413N200001) Medical Assistance
Schedule 1

<u>Rank</u>	<u>Description</u>	<u>Funding Source</u>	<u>Fiscal Year 2025 Department Request</u>	<u>Fiscal Year 2025 Governor's Recommendations</u>
Base		Appropriation	1,543,626,752	1,543,626,752
		FTE	12.10	12.10
0001	Medicaid increase need	Appropriation	0	74,956,904
<u>Total Budget Unit Funding</u>		<u>Fiscal Year 2024 Estimated</u>	<u>Fiscal Year 2025 Department Request</u>	<u>Fiscal Year 2025 Governor's Recommendations</u>
Appropriation		<u>\$ 1,543,626,779</u>	<u>\$ 1,543,626,779</u>	<u>\$ 1,618,583,680</u>
Total FTE		13.10	12.10	12.10

Department name & budget unit number

Fiscal year

Base appropriation and FTE positions plus decision packages

Total appropriation and FTE positions

Budget schedules are available at: www.legis.iowa.gov/publications/fiscal/budgetSchedules.

Schedule 6 Example

Schedule 6 provides a detailed budget for all appropriated accounts or funds under the control of a department. Resources include the appropriation, the salary adjustment (if applicable), across-the-board reductions, supplemental appropriations, intrastate receipts from other agencies, receipts from local governments, and other receipts such as fees. Expenditures include all expenses related to the operating budget, such as salary, travel, and contracts. Expenditures also include reversions or balance brought forward.

STATE OF IOWA
 Fiscal Year 2025 Annual Budget
 SPECIAL DEPARTMENT: (460) Health and Human Services, Department of
 Budget Unit: (413N200001) Medical Assistance
 Schedule 6

	Fiscal Year 2023 Actual	Fiscal Year 2024 Estimated	Fiscal Year 2025 Department Request	Fiscal Year 2025 Governor's Recomm	
Resources					
Appropriations					
Appropriation	\$ 1,510,127,388	\$ 1,543,626,779	\$ 1,543,626,779	\$ 1,618,583,680	
Other Resources					
Balance Brought Forward (Approps)	373,606,538	421,379,409	201,179,093	229,781,534	
Receipts					
Federal Support	5,019,670,866	4,900,589,034	4,784,768,556	4,936,697,810	
Local Governments	34,470,133	44,634,490	44,634,490	44,634,490	
Intra State Receipts	283,018,887	340,346,759	335,602,759	335,602,759	
Interest	128,828	150,000	150,000	150,000	
Fees, Licenses & Permits	9,956,071	10,585,740	11,097,827	11,097,827	
Refunds & Reimbursements	743,949,559	598,758,944	722,345,126	722,345,126	
Other Sales & Services	176,511	3,000,000	3,000,000	3,000,000	
Unearned Receipts	170,999,066	142,044,930	251,067,719	251,067,719	
	<u>6,262,369,922</u>	<u>6,040,109,897</u>	<u>6,152,666,477</u>	<u>6,304,595,731</u>	
Total Resources	<u>\$ 8,146,103,848</u>	<u>\$ 8,005,116,085</u>	<u>\$ 7,897,472,349</u>	<u>\$ 8,152,960,945</u>	
FTE	<u>8.53</u>	<u>13.10</u>	<u>12.10</u>	<u>12.10</u>	
Disposition of Resources					
Personal Services-Salaries	\$ 864,498	\$ 1,145,524	\$ 1,145,524	\$ 1,145,524	
Personal Travel In State	0	9,582	9,582	9,582	
Personal Travel Out of State	0	500	500	500	
Office Supplies	0	3,000	3,000	3,000	
Printing & Binding	36,497	82,000	82,000	82,000	
Postage	643,009	1,080,116	1,080,116	1,080,116	
Communications	3,491	500	500	500	

← Department name & budget unit number

← Fiscal year

← Appropriations

← Budget unit receipts

← FTE positions

← Budget unit expenditures

Budget schedules are available at: www.legis.iowa.gov/publications/fiscal/budgetSchedules.



Appendix D – Report on Federal Grants

Analysis of the Governor’s Budget Recommendations

Grants Enterprise Management Report

The Grants Enterprise Management System (GEM\$) was established by the Iowa Legislature in 2003 to simplify the grant identification and application process for State customers and to provide a unified grants management approach within State government.

The Office of Grants Enterprise Management under the DOM is required to submit a report to the Fiscal Services Division of the Legislative Services Agency (LSA) by January 31 of each year, with a listing of all grants received during the previous calendar year with a value over \$1,000 and the funding entity and purpose for each grant.

The tables below are the report received by the DOM.

2023 Competitive-Noncompetitive Grant Report
Report Required by Iowa Code Section 8.9
Iowa Department of Management
Source: Data submitted by State Agencies

State Agency	Title of Application	CFDA # if known	Application Date	Amount Awarded	Match Amount	MOE Required Y/N	Funding Start Date	Funding End Date	# of FTE's Associated with Grant	Notes
DAS	National Park Service - Semiquincentennial Grant Program	15.904	12/6/2022	\$77,096	\$18,762	N	9/1/2023	8/31/2026	0.15	
DAS	Library of Congress Teaching with Primary Sources	N/A	2/15/23	\$85,204	\$30,821	N	10/1/2023	9/30/2024	0.4	
DAS	National Endowment for the Humanities: United We Stand Connecting through Culture	45.149	5/9/2023	\$28,290	\$0	N	TBD			
DAS	National Endowment for the Humanities - Infrastructure and Capacity Building Challenge Grants: Capital Projects	45.130	5/17/2023	\$995,027	\$3,980,108	N	TBD			Requested amt; award notification expected 12/2023
DAS	National Endowment for the Humanities - National History Day Supplemental Funding	45.149	6/30/2023	\$13,518	\$0	N	TBD			Requested amt; award notification expected 12/2024
DAS	IMLS - Grants To States Program	45.310	3/15/2023	\$2,222,261	\$1,144,801	Y	10/1/2022	9/30/2024	5	
DCA	National Endowment for the Arts State Partnership Agreement	45.025	10/5/2022	\$865,270	\$865,270	N	7/1/2023	8/31/2024	5	
Subtotal DAS				\$4,286,666	\$6,039,762					
Aging	Senior Community Service Employment Program	17.235	7/1/2022	\$1,021,711		N/A	7/1/2022	6/20/2023	0.7	Match is In-Kind, Supervisory Hours-AARP Documents for grant
Subtotal Legacy Aging				\$1,021,711	\$0					
IDALS	FFY2023 Umbrella Grant	10.025	4/13/2023	\$442,146	\$0	N	4/1/2023	3/31/2024	2.6	
IDALS	FFY2023 ADT Traceability Grant	10.025	4/28/2023	\$306,519	\$0	N	4/1/2023	3/31/2024	2.5	
IDALS	FFY2023 Swine Health Improvement Plan (SHIP)	10.025	3/2/2023	\$78,576	\$0	N	4/1/2023	3/31/2024	0.5	
IDALS	2023 CAPS Grant	10.025	2/16/2023	\$117,854	\$14,241	N	1/1/2023	12/31/2023	1	
IDALS	National Animal Disease Preparedness and Response Program (NADPRP) 2022	10.025	3/16/2023	\$107,362	\$0	N	3/1/2023	12/31/2024	1	
IDALS	FFY2023 Specialty Crop Block Grant Program	10.170	4/26/2023	\$355,600	\$0	N	9/30/2023	9/29/2026	0.15	
IDALS	FFY2024 Meat and Poultry Base	10.475	9/18/2023	\$1,900,000	\$1,900,000	N	10/1/2023	9/30/2024	27.63	
IDALS	FFY2024 Meat and Poultry CIS	10.475	9/18/2023	\$200,000	\$133,333	N	10/1/2023	9/30/2024	11.38	
IDALS	2024 FERN Grant	10.479	7/24/2023	\$95,833	\$0	N	10/1/2023	9/30/2024	0.5	
IDALS	WIC FMNP ARPA	10.557	4/13/2023	\$302,369	\$0	N	5/15/2023	9/30/2025	0	
IDALS	2024 USDA WIC FMNP	10.572	9/30/2023	Unknown		N	10/1/2023	9/30/2024		
IDALS	2024 USDA Seniors FMNP	10.576	9/30/2023	Unknown	\$0	N	10/1/2023	9/30/2024		
IDALS	Seniors FMNP ARPA	10.576	11/18/2022	\$660,308	\$0	N	1/1/2023	9/30/2024	0	
IDALS	2024 A&E Regulatory Grant	15.250	6/6/2023	\$5,000	\$5,000	N	7/1/2023	6/30/2024	0.07	

2023 Competitive-Noncompetitive Grant Report
Report Required by Iowa Code Section 8.9
Iowa Department of Management
Source: Data submitted by State Agencies

State Agency	Title of Application	CFDA # if known	Application Date	Amount Awarded	Match Amount	MOE Required Y/N	Funding Start Date	Funding End Date	# of FTE's Associated with Grant	Notes
IDALS	FFY23 Abandoned Mine Land Reclamation Grant	15.252	6/6/2023	\$2,829,000	\$0	N	7/1/2023	6/30/2024	3	
IDALS	FFY23 BIL Abandoned Mine Land Reclamation Grant	15.252	6/16/2023	\$5,988,480	\$0	N	1/1/2023	12/31/2028	5.59	
IDALS	2024 Pesticide Performance Partnership Grant	66.605	5/3/2023	\$1,099,670	\$257,471	N	7/1/2023	6/30/2024	12	
IDALS	2024 Produce Safety Rule Grant	93.103	4/28/2023	\$235,233	\$0	N	7/1/2023	6/30/2024	1	
IDALS	FFY2023 AFRPS Grant	93.103	4/27/2023	\$365,579	\$0	N	7/1/2023	6/30/2024	1	
IDALS	FFY2023 ERPS Grant	93.103	4/27/2023	\$48,393	\$0	N	7/1/2023	6/30/2024	0.5	
IDALS	FFY2023 LFFM Grant	93.103	4/26/2023	\$419,983	\$0	N	7/1/2023	6/30/2024	1	
Subtotal IDALS				\$15,557,904	\$2,310,045					
IEDA	FY2023 - Historic Preservation Fund- Annual State Historic Preservation Office Grants	15.904	4/27/2023	\$1,071,922	\$714,615		10/1/2022	9/30/2025	12	
Subtotal EDA				\$1,071,922	\$714,615					
IDOE	21st Century - Career Pathway	84.287	N/A	\$270,175	\$0	N	01/12/23	05/11/26	0.25	
IDOE	Technology Innovation	10.541	N/A	\$373,134	\$0	N	09/20/23	12/30/26	1.1	
IDOE	Team Nutrition Training	10.574	N/A	\$831,023	\$0	N	09/15/23	12/30/26	0.3	
IDOE	Gear Up 3.0	84.3345	07/31/23	\$25,823,545	\$25,862,579	N	12/30/30	12/30/30	8.44	
Subtotal IDOE				\$27,297,877	\$25,862,579					
HSEM	2023 Hazardous Materials Emergency Preparedness Grant	20.703	2/27/2023	\$353,475	\$88,369	N	10/1/2022	9/30/2025		
HSEM	2023 Nonprofit Security Grant Program - competitive	97.008	5/1/2023	\$3,144,579	\$0	N	9/1/2023	8/31/2026		
HSEM	2023 Emergency Operations Center Grant Program	97.052	4/14/2023	\$218,054	\$0	N	6/1/2023	5/31/2023		
HSEM	2023 Homeland Security Grant Program	97.067	5/5/2023	\$4,847,500	\$0	N	9/1/2023	8/31/2023		
HSEM	2023 Emergency Management Performance Grant	97.042	5/18/2023	\$4,686,295	\$44,686,295	N	10/1/2022	9/30/2025		
HSEM	Public Assistance 4732 Flooding	97.036	4/24/2023	\$5,008,745	\$1,669,582	N	8/25/2023	8/25/2027		
HSEM	Hazard Mitigation 4732 Spring Flooding	97.039	4/24/2023	\$1,284,005	\$321,001	N	8/25/2023	8/25/2028		
HSEM	2023 Legislative Pre-Disaster Mitigation (competitive)	97.047	3/1/2023	\$3,140,156	\$996,875	N	9/25/2023	9/25/2026		
HSEM	2023 Building Resilience Infrastructure and Communities (BRIC) (competitive)	97.047	4/26/2023	\$0	\$0	N	10/16/2023	10/16/2027		

2023 Competitive-Noncompetitive Grant Report
Report Required by Iowa Code Section 8.9
Iowa Department of Management
Source: Data submitted by State Agencies

State Agency	Title of Application	CFDA # if known	Application Date	Amount Awarded	Match Amount	MOE Required Y/N	Funding Start Date	Funding End Date	# of FTE's Associated with Grant	Notes
HSEM	2023 Flood Mitigation Assistance (FMA) (competitive)	97.029	4/26/2023	\$0	\$0	N	10/16/2023	10/16/2027		
HSEM	Public Assistance 4642 Severe Storms	97.036	12/15/2021	\$5,231,843	\$523,184	N	2/23/2022	2/23/2026		
HSEM	Hazard Mitigation 4642 Severe Storms	97.039	12/15/2021	\$1,448,377	\$144,838	N	2/23/2022	2/23/2026		
HSEM	2021 Building Resilience Infrastructure and Communities (BRIC) (competitive)	97.047	9/13/2021	\$1,384,056	\$291,654	N	9/13/2021	9/13/2025		
HSEM	2022 Building Resilience Infrastructure and Communities (BRIC) (competitive)	97.047	9/30/2022	\$67,000	\$16,750	N	9/30/2022	9/30/2026		
Subtotal HSEM				\$30,814,086	\$48,738,547					
DHR	OJJDP Combined FY21&FY22 PREA funds	16.735	6/12/2023	\$10,231	\$0	N	10/1/2022	9/30/2024	0	
DHR	OJJDP FY 2023 Title II Formula Grants		8/7/2023	\$600,000	\$60,000	N	10/1/2023	9/30/2027	1	
DHR	FY 2023 State Justice Statistics program	16.55	4/17/2023	\$225,000	\$0	N	1/1/2024	12/31/2024	1.25	
DHR	Environmental Justice Government-to- Government Program (EJG2G)	66.312	4/13/2023	\$1,000,328	\$0	N	12/1/2023	9/30/2026	0.1	
Subtotal DHR				\$1,835,559	\$60,000					
Human Services	Access & Visitation			\$100,000		N/A No	10/1/2022	9/30/2023	0	
Human Services	Adoption Assistance (Title IV-E)			\$12,934,546		N/A No	10/1/2020	9/30/2022	0	
Human Services	Adoption Assistance (Title IV-E)			\$38,796,034		N/A No	10/1/2022	9/30/2023	0	
Human Services	Adoption Incentive Program			\$1,360,500		N/A No	10/1/2021	9/30/2025	0	
Human Services	CFSP			\$305,476		N/A No	10/1/2022	9/30/2023	0	
Human Services	Chafee Foster Care Program for Successful Transition to Adulthood			-\$1,183,036		N/A No	10/1/2020	9/30/2022	0	
Human Services	Child Care & Development Fund - Discretionary			\$8,764,874		N/A Yes	10/1/2021	9/30/2024	0	
Human Services	Child Care & Development Fund - Discretionary			\$62,695,075		N/A Yes	10/1/2022	9/30/2025	0	
Human Services	Child Care & Development Fund - Mandatory			\$8,507,792		N/A Yes	10/1/2021	9/30/2025	0	
Human Services	Child Care & Development Fund - Matching			\$21,628,996		N/A Yes	10/1/2021	9/30/2025	0	
Human Services	Child Support (IV-D)			\$5,904,372		N/A No	10/1/2021	9/30/2022	0	
Human Services	Child Support (IV-D)			\$21,595,564		N/A No	10/1/2022	9/30/2023	0	
Human Services	Child Support (IV-D) Incentive Payments			\$125,301		N/A No	7/1/2021	9/30/2021	0	
Human Services	Child Support (IV-D) Incentive Payments			\$1,750,000		N/A No	7/1/2022	9/30/2022	0	
Human Services	Child Support (IV-D) Incentive Payments			\$5,250,000		N/A No	10/1/2022	6/30/2023	0	
Human Services	Child Welfare (IV-B)			\$28,805		N/A No	10/1/2021	9/30/2023	0	
Human Services	Child Welfare (IV-B)			\$2,894,987		N/A No	10/1/2022	9/30/2024	0	

2023 Competitive-Noncompetitive Grant Report
Report Required by Iowa Code Section 8.9
Iowa Department of Management
Source: Data submitted by State Agencies

State Agency	Title of Application	CFDA # if known	Application Date	Amount Awarded	Match Amount	MOE	Funding Start Date	Funding End Date	# of FTE's Associated with Grant	Notes
						Required Y/N				
Human Services	Children's Justice Act			\$190,201	N/A	No	10/1/2021	9/30/2025	0	
Human Services	Community Mental Health Block Grant			\$7,739,414	N/A	No	10/1/2022	9/30/2024	0	
Human Services	Community Mental Health Block Grant			\$621,948	N/A	No	10/17/2022	10/16/2024	0	
Human Services	Crisis Counseling			-\$51,781	N/A	No	9/9/2020	6/10/2022	0	
Human Services	Developmental Disabilities			\$774,176	N/A	No	10/1/2022	9/30/2024	0	
Human Services	E&T 50%			\$26,426	N/A	No	10/1/2021	9/30/2023	0	
Human Services	E&T 100% Admin			\$616,141	N/A	No	10/1/2021	9/30/2023	0	
Human Services	E&T Participant Costs x390			\$248,681	N/A	No	10/1/2021	9/30/2023	0	
Human Services	Education and Training Vouchers			\$462,110	N/A	No	10/1/2021	9/30/2024	0	
Human Services	Expanding DD Councils Access to COVID 19 Vaccines			-\$4,746	N/A	No	4/1/2021	9/30/2022	0	
Human Services	Family Resources			\$639,603	N/A	No	10/1/2021	9/30/2024	0	
Human Services	Foster Care (Title IV-E)			\$17,409,980	N/A	No	10/1/2020	9/30/2023	0	
Human Services	Guardianship			\$239,505	N/A	No	10/1/2021	9/30/2023	0	
Human Services	Health Information Technology (HIT) Administrative Payments			\$266,797	N/A	No	10/1/2021	9/30/2022	0	
Human Services	Independent Living			\$1,380,917	N/A	No	10/1/2021	9/30/2024	0	
Human Services	Kinship Navigator Programs			\$200,000	N/A	No	10/1/2021	9/30/2023	0	
Human Services	Medical Administration			\$91,407,010	N/A	No	1/1/2022	6/30/2023	0	
Human Services	Medical Program			\$4,964,918,881	N/A	No	1/1/2022	6/30/2023	0	
Human Services	Money Follows the Person			\$18,710,639	N/A	No	1/1/2007	9/30/2027	0	
Human Services	Child Abuse Basic			\$1,048,191	N/A	No	10/1/2021	9/30/2027	0	
Human Services	Nutrition Education			\$3,041,925	N/A	No	10/1/2022	9/30/2025	0	
Human Services	P-EBT Grants to States			-\$388,788	N/A	No	10/1/2021	9/30/2023	0	
Human Services	OSCE (REACH)			-\$14,181	N/A	No	9/30/2016	9/29/2017	0	
Human Services	PATH			\$346,662	N/A	No	7/1/2022	6/30/2023	0	Amount pending
Human Services	Preventative Services (DCFE)			\$4,421,261	N/A	No	10/1/2021	9/30/2023	0	Amount pending
Human Services	Promoting Safe & Stable Families			\$2,540,874	N/A	No	10/1/2021	9/30/2024	0	Amount pending
Human Services	Promoting Safe & Stable Families - Case Worker			\$151,558	N/A	No	10/1/2022	9/30/2024	0	Amount pending
Human Services	Refugee Cash & Medical Administrative			\$2,190,857	N/A	No	10/1/2020	9/30/2023	0	
Human Services	Refugee Social Services			\$7,928,436	N/A	No	10/1/2018	9/30/2024	0	
Human Services	Refugee Health Promotion			-\$40,166	N/A	No	8/15/2019	8/14/2020	0	
Human Services	SNAP Administration			\$26,539,252	N/A	No	10/1/2021	9/30/2023	0	
Human Services	SNAP Contingency			\$2,824,067	N/A	No	10/1/2021	9/30/2023	0	
Human Services	Social Services Block Grant			\$3,836,109	N/A	No	10/1/2021	9/30/2023	0	
Human Services	Social Services Block Grant			\$11,481,253	N/A	No	10/1/2022	9/30/2024	0	

2023 Competitive-Noncompetitive Grant Report
Report Required by Iowa Code Section 8.9
Iowa Department of Management
Source: Data submitted by State Agencies

State Agency	Title of Application	CFDA # if known	Application Date	Amount Awarded	Match Amount	MOE	Funding Start Date	Funding End Date	# of FTE's Associated with Grant	Notes
						Required Y/N				
Human Services	State Children's Health Insurance Program			\$155,944,494	N/A	No	10/1/2021	9/30/2024	0	
Human Services	State Exchange Regular			\$4,359	N/A	No	10/1/2021	9/30/2022	0	
Human Services	Survey & Certification			\$3,664,961	N/A	No	4/1/2022	6/30/2023	0	
Human Services	TEFAP Reach & Resiliency			\$1,417,046	N/A	No	6/13/2022	6/30/2025	0	
Human Services	State Exchange E & T			\$4,609	N/A	No	10/1/2021	9/30/2023	0	
Human Services	TEFAP and TEFAP Farm Bill			\$1,025,375	N/A	No	10/1/2022	9/30/2023	0	
Human Services	TEFAP Farm to Food Bank			\$37,898	N/A	No	10/1/2022	9/30/2023	0	
Human Services	Temporary Assistance for Needy Families			\$32,102,227	N/A	Yes	10/1/2021	9/30/2022	0	
Human Services	Temporary Assistance for Needy Families			\$96,965,023	N/A	Yes	10/1/2022	9/30/2023	0	
	TANF Pandemic Emergency Assistance Funds-									
Human Services	ARPA			\$744,995	N/A	Yes	10/1/2022	9/30/2024	0	
Human Services	CCBHC			\$458,333	N/A	No	4/30/2022	4/29/2024	0	
Human Services	ARP ELDER ABUSE			\$1,567,993	N/A	No	8/1/2021	9/30/2024	0	
Human Services	CCBHC			\$1,000,000	N/A	No	3/31/2023	3/30/2024	0	
Subtotal Human Services				\$5,658,099,810						
Justice	OVW 2023 STOP VAWA	16.588	9/13/2023	\$1,908,936	\$397,622	N	7/1/2023	6/30/2025	1	
Justice	OVW 2023 Sexual Assault Services	16.017	8/22/2023	\$857,935	\$0	N	8/1/2023	7/31/2025	0.5	
Justice	OVC FY2023 VOCA Victim Assistance	16.575	8/23/2023	\$13,070,205	\$3,104,174	N	10/1/2022	9/30/2026	6	
Justice	OVC FY2023 VOCA Victim Compensation	16.576	8/23/2023	\$1,989,000	\$0	N	10/1/2022	9/30/2026	1.5	
Justice	Family Violence Prevention & Services	93.671	9/19/2023	\$1,609,076	\$382,156	N	10/1/2022	9/30/2024	1	
Subtotal Justice				\$19,435,152	\$3,883,952					
DOM / DoIT	ACP Outreach Grant Program	32.011	6/30/2023	\$399,704	\$0	N	9/1/2023	8/31/2024	0.3	
Subtotal DOM/DoIT				\$399,704	\$0					
DNR	Iowa Partners for Conservation (IPC 23)	10.902	5/25/2023	\$1,260,000	\$159,390	N	9/22/2023	8/30/2028		
DNR	Support Urban Species of Greater	15.634	2/15/2023	\$245,176	\$82,395	N				
DNR	IA FY23 Spongy Moth Survey	10.025	2/15/2023	\$20,000	\$0	N	4/18/2023	4/15/2024		
DNR	Walnut Twig Beetle Survey	10.025	3/22/2023	\$20,000	\$0	N	4/17/2023	4/1/2024		Requested amt; award notification is TBD
DNR	Mississippi Monitoring	15.978	2/10/2023	\$584,053	\$0	N	10/1/2022	9/30/2024		
DNR	Iowa Wildlife Action Plan Revision Assistance 2023-2025	15.634	6/14/2023	\$84,452	\$28,151	N	10/1/2023	9/30/2025		
DNR	Performance Partnership Grant (2023 partial)	66.605	09/27/21	\$1,183,121	N/A	Y	10/01/21	09/30/23	N/A	
DNR	Performance Partnership Grant (2023 partial)	66.605	09/27/21	\$2,420,470	N/A	Y	10/01/21	09/30/23	N/A	

2023 Competitive-Noncompetitive Grant Report
Report Required by Iowa Code Section 8.9
Iowa Department of Management
Source: Data submitted by State Agencies

State Agency	Title of Application	CFDA # if known	Application Date	Amount Awarded	Match Amount	MOE Required Y/N	Funding Start Date	Funding End Date	# of FTE's Associated with Grant	Notes
DNR	CWA Section 604b Base & BIL Water Quality Management Planning (2023)	66.454	09/30/22	\$417,000	\$0	N	10/01/22	06/30/27	0.85	
DNR	Brownfield BIL State Response (2022)	66.817	12/09/22	\$300,000	\$0	N	10/01/22	12/31/23	0.25	
DNR	Leaking Underground Storage Tanks Clean-up (2023)	66.805	01/19/23	\$773,555	\$85,951	N	04/01/23	03/31/26	5	
DNR	Groundwater Monitoring Network (2023)	15.980	01/25/23	\$27,444	\$0	N	07/01/23	06/30/25	0.25	
DNR	Supplemental 106 Monitoring (2022 partial)	66.419	01/26/23	\$132,300	\$0	N	10/01/22	12/31/25	0	
DNR	PM2.5 Air Quality Monitoring (2023)	66.034	03/22/23	\$496,679	\$0	N	04/01/23	03/31/25	0	
DNR	Supplemental 106 Monitoring (2023)	66.419	03/23/23	\$306,997	\$0	N	10/01/22	12/31/25	0	
DNR	Brownfield State Response (2023) amended	66.817	04/03/23	\$520,000	\$0	N	07/01/21	06/30/24	1.95	
DNR	Brownfield BIL State Response (2023) amended	66.817	04/15/23	\$117,700	\$0	N	10/01/22	12/31/24	0.35	
DNR	Air Monitoring Network IRA (2023)	66.034	04/17/23	\$173,267	\$0	N	07/01/23	06/30/25	0	
DNR	Performance Partnership Grant (2023 final)	66.605	05/08/23	\$2,452,930					N/A	
DNR	Iowa IJA SWIFR Grant (2023)	66.920	05/26/23	\$511,502	\$0	N	10/01/23	09/30/26	0	
DNR	Cooperating Technical Partners (2023)	97.045	06/01/23	\$2,053,323	\$0	N	08/29/23	09/28/27	1.1	
DNR	Community Assistance Program - State Support Services (2023)	97.023	06/07/23	\$343,618		N	07/01/23	06/30/24	3	
DNR	Superfund Combined (2023) amended	66.802	06/08/23	\$480,822	\$6,817	N	07/01/18	06/30/24	1.75	
DNR	Underground Storage Tank Operations (2023)	66.804	06/21/23	\$100,000	\$33,333	N	10/01/23	09/30/26	1.5	
DNR	Underground Storage Tank Prevention (2023)	66.804	06/21/23	\$292,263	\$97,421	N	10/01/23	09/30/26	3.25	
DNR	DWSRF BIL Lead Service Lines (2022)	66.468	06/22/23	\$44,913,000	\$0	N	09/01/23	09/30/26	0	
DNR	DWSRF BIL PFAS/Emerging Contaminants (2022)	66.468	06/22/23	\$11,969,000	\$0	N	09/01/23	09/30/26	0	
DNR	CWSRF BIL PFAS/Emerging Contaminants (2022)	66.458	06/22/23	\$1,265,000	\$0	N	09/01/23	09/30/26	0	
DNR	DWSRF Capitalization Grant (2023) amended	66.468	06/23/23	\$160,000	\$32,000	N	09/01/22	09/30/25	0	
DNR	CWA Section 319h Non-point Source Management (2023)	66.46	06/29/23	\$3,852,000	\$2,568,000	N	10/01/23	09/30/28	12.5	
DNR	National Dam Safety Program (2023)	97.041	07/20/23	\$294,076	\$0	N	09/14/23	09/13/24	2.35	

2023 Competitive-Noncompetitive Grant Report
Report Required by Iowa Code Section 8.9
Iowa Department of Management
Source: Data submitted by State Agencies

State Agency	Title of Application	CFDA # if known	Application Date	Amount Awarded	Match Amount	MOE Required Y/N	Funding Start Date	Funding End Date	# of FTE's Associated with Grant	Notes
DNR	CWSRF Capitalization Grant (2023)	66.458	08/08/23	\$10,152,000	\$2,030,400	N	09/01/23	09/30/26	3	
DNR	CWSRF BIL General Supplemental (2023)	66.458	08/08/23	\$28,210,000	\$2,821,000	N	09/01/23	09/30/23	6	
DNR	Performance Partnership Grant (2024-2025)	66.605	09/19/23			Y				
DNR	DWSRF Capitalization Grant (2023)	66.468	09/22/23			N				
DNR	DWSRF BIL General Supplemental (2023)	66.468	09/22/23			N				
DNR	CWA Section 604b Base & BIL Water Quality Management Planning (2024)	66.454	09/26/23			N				
DNR	Iowa FY24 Fisheries Research	15.605	3/17/2023	\$934,498	\$311,500	N	7/1/2023	6/30/2024		
DNR	Iowa FY24 Fish Culture	15.605	3/9/2023	\$2,578,040	\$859,347	N	7/1/2023	6/30/2024		
DNR	Iowa FY24 F&W Management	15.611	3/24/2023	\$8,100,000	\$3,813,326	N	7/1/2023	6/30/2024		
DNR	Iowa FY24 Wildlife Research and Surveys	15.611	3/6/2023	\$915,585	\$305,195	N	7/1/2023	6/30/2024		
DNR	Iowa FY24 Boone Co R3 land acq	15.611	7/20/2023	\$425,250	\$150,750	N	10/1/2023	9/30/2025	0	
DNR	IA FY24 Hunter Education	15.611	3/15/2023	\$1,423,618	\$474,593	N	7/1/2023	6/30/2024		
DNR	Iowa-2022 BIG Tier 1-Dubuque Marina	15.622	9/8/2021	\$200,000	\$66,700	N	8/1/2023	12/31/2024	0	
DNR	Iowa ANS Management FFY23	15.608	5/15/2023	\$95,023	\$27,283	N	1/1/2024	12/31/2024	0	
DNR	Removal of Steamboat Rock Dam on the Iowa River, Iowa	15.685	10/30/2023	\$1,000,000	\$600,000	N	1/1/2024	12/31/2028	0	Through continuing resolution 0 date
DNR	Iowa Des Moines Lobe Wetland Initiative II	15.623	2/24/2022	\$1,000,000	\$2,515,500	N	10/1/2023	9/30/2026	0	
DNR	Three-Mile Lake Fish Habitat Project	15.686	6/9/2023	\$40,000	\$40,000	N	7/1/2023	6/30/2025	0	Balance due to states
DNR	Wetland Restoration in PPJV Priority Areas of the Iowa Wetland Management District	15.654	6/7/2023	\$162,534	\$0	N	7/1/2023	12/31/2025	0	
Subtotal DNR				\$133,006,296	\$17,109,052					
DPS	Iowa ICAC Task Force	16.543	9/8/2023	\$442,013	\$0	N	10/1/2023	9/30/2024	0	
DPS	National Criminal History Record Improvement (NCHIP)	16.554	2/16/2023	\$1,200,000	\$0	N	6/1/2023	9/30/2024	0	
DPS	Residential Substance Abuse (RSAT)	16.593	8/2/2023	\$422,329	\$140,776	N	10/1/2023	9/30/2027	0.25	
DPS	Project Safe Neighborhood (PSN) Northern District	16.609	4/4/2023	\$94,718	\$0	N	10/1/2023	9/30/2026	0.1	
DPS	Project Safe Neighborhood (PSN) Southern District	16.609	4/4/2023	\$122,335	\$0	N	10/1/2023	9/30/2026	0.1	
DPS	Byrne Justice Assistance Grant (JAG)	16.738	8/29/2023	\$2,178,973	\$0	N	10/1/2023	9/30/2026	1.3	
DPS	JAG Sex Offender Registration Act (SORNA)	16.738	8/11/2023	\$0	\$0		10/1/2023	9/30/2025	0	
DPS	State Crisis Intervention Program (SCIP)	16.738	1/3/2023	\$2,478,792	\$0	N	10/1/2022	9/30/2026	0.82	

2023 Competitive-Noncompetitive Grant Report
Report Required by Iowa Code Section 8.9
Iowa Department of Management
Source: Data submitted by State Agencies

State Agency	Title of Application	CFDA # if known	Application Date	Amount Awarded	Match Amount	MOE Required Y/N	Funding Start Date	Funding End Date	# of FTE's Associated with Grant	Notes
DPS	Capacity Enhancement for Backlog Reduction (CEBR)	16.741	3/27/2023	\$968,753	\$0	N	10/1/2023	9/30/2025	3	
DPS	Coverdell Forensic Science	16.742	5/24/2023	\$312,708	\$0	N	10/1/2023	9/30/2025	0.2	
DPS	John R. Justice (JRJ)	16.816	7/13/2023	\$90,276	\$0		10/1/2023	9/30/2025	0.1	
DPS	FY24 MCSAP Grant Program	20.218	8/18/2023		\$373,871	Y	10/1/2023	9/30/2026	100	
DPS	Section 405b Occupant Protection High Belt Use	20.616	2/14/2023	\$511,802	\$204,721	Y	10/1/2022	9/30/2023	0	
DPS	Section 405c Data Program	20.616	2/14/2023	\$567,921	\$227,168	Y	10/1/2022	9/30/2023	0	
DPS	Section 405d Impaired Driving	20.616	2/14/2023	\$2,023,064	\$809,225	Y	10/1/2022	9/30/2023	0	
DPS	Section 405d 24-7 Soberiety	20.616	2/14/2023	\$61,049	\$24,420	Y	10/1/2022	9/30/2023	0	
DPS	Section 405f Motorcycle Safety Grant	20.616	2/14/2023	\$62,116	\$24,846	Y	10/1/2022	9/30/2023	0	
DPS	Section 405b Occupant Protection High Belt Use	20.616	11/30/2023	\$131,902	\$52,761	Y	10/1/2022	9/30/2023	0	
DPS	Section 405b Occupant Protection High Belt Use	20.616	11/30/2023	\$40,870	\$16,348	Y	10/1/2022	9/30/2023	0	
DPS	Section 405c Data Program	20.616	11/30/2023	\$146,365	\$58,546	Y	10/1/2022	9/30/2023	0	
DPS	Section 405c Data Program	20.616	11/30/2023	\$45,351	\$18,141	Y	10/1/2022	9/30/2023	0	
DPS	Section 405d Impaired Driving	20.616	11/30/2023	\$521,330	\$208,532	Y	10/1/2022	9/30/2023	0	
DPS	Section 405d Impaired Driving	20.616	11/30/2023	\$161,994	\$64,798	Y	10/1/2022	9/30/2023	0	
DPS	Section 405d 24-7 Soberiety	20.616	11/30/2023	\$15,732	\$6,293	Y	10/1/2022	9/30/2023	0	
DPS	Section 405d 24-7 Soberiety	20.616	11/30/2023	\$4,888	\$1,955	Y	10/1/2022	9/30/2023	0	
DPS	Section 405f Motorcycle Safety Grant	20.616	11/30/2023	\$16,009	\$6,403	Y	10/1/2022	9/30/2023	0	
DPS	Section 405f Motorcycle Safety Grant	20.616	11/30/2023	\$4,960	\$1,984	Y	10/1/2022	9/30/2023	0	
DPS	STOP	93.243	2/12/2023	\$60,000	\$0	N	9/30/2023	9/29/2024	0.1	
DPS	Drug Free Communities	93.276	3/1/2023	\$125,000	\$125,000	N	9/30/2023	9/29/2024	0.1	
DPS	De-escalation Virtual Reality Training	16.710	5/22/2023	\$285,000	\$0	N	1/1/2024	3/1/2025	0	
DPS	Law Enforcement Mental Health & Wellness Program	16.710	4/21/2023	\$0	\$0	N	10/2/2023	10/2/2025	0	
DPS	Body-worn Camera Policy and Implementation Program	16.835	4/7/2023	\$1,225,000	\$1,225,000	N	10/1/2023	9/30/2026	0	
DPS	HP-CMV (Multi-Agency Strike Force)	20.237	4/2/2023	\$2,000,000	\$0	N	9/1/2023	9/30/2025	67	
DPS	Section 402 Federal Highway Safety Program	20.600	2/14/2023	\$3,816,916	\$1,526,767	Y	10/1/2022	9/30/2023	12	
DPS	Section 402 Federal Highway Safety Program	20.600	2/14/2023	\$238,631	\$95,452	Y	10/1/2022	9/30/2023	12	
DPS	Section 402 Federal Highway Safety Program	20.600	2/14/2023	\$19,310	\$7,724	Y	10/1/2022	9/30/2023	12	

2023 Competitive-Noncompetitive Grant Report
Report Required by Iowa Code Section 8.9
Iowa Department of Management
Source: Data submitted by State Agencies

State Agency	Title of Application	CFDA # if known	Application Date	Amount Awarded	Match Amount	MOE Required Y/N	Funding Start Date	Funding End Date	# of FTE's Associated with Grant	Notes
DPS	Section 402 Federal Highway Safety Program	20.600	11/30/2023	\$994,471	\$397,789	Y	10/1/2022	9/30/2023	12	
DPS	Section 402 Federal Highway Safety Program	20.600	11/30/2023	\$262,008	\$104,803	Y	10/1/2022	9/30/2023	12	
DPS	HIDTA	95.001	3/23/2023	\$2,216,206	\$0	N	1/1/2023	12/31/2024	6	
Subtotal DPS				\$23,868,792	\$5,723,323					
IUB	PHMSA 2024 State Base Gas & Hazardous Liquid Grant	20.700	9/28/2023	\$1,373,657	N/A	N	1/1/2024	12/31/2024	14	
IUB	State Damage Prevention Program Grants - 2023	20.720	4/28/2023	\$97,001	N/A	N	10/1/2023	9/30/2024	15	
IUB	PHMSA 2023 Pipeline Safety Program One Call Grant	20.721	4/28/2023	\$48,840	N/A	N	9/30/2023	9/29/2024	10	
Subtotal IUB (includes ODCP, GTSB, CMVU)				\$1,519,498	\$0					
IVA	Veterans Cemetery Grant Program	64.203	6/28/2023	TBD						
Subtotal IVA				\$0	\$0					
IWD	PY 2022 WIOA Adult Program Activities	17.258	6/3/2022	\$735,303	N/A	N	7/1/2022	6/30/2025	87	
IWD	PY 2022 WIOA Dislocated Worker Program	17.278	6/3/2022	\$904,368	N/A	N	7/1/2022	6/30/2025	87	
IWD	FY 2023 WIOA Adult Program Activities	17.258	6/3/2022	\$3,281,479	N/A	N	10/1/2022	9/30/2025	87	
IWD	FY 2023 WIOA Dislocated Worker Program	17.278	6/3/2022	\$3,592,867	N/A	N	10/1/2022	9/30/2025	87	
IWD	PY 2023 WIOA Youth Activities	17.259	5/26/2023	\$5,652,031	N/A	N	4/1/2023	6/30/2024	87	
IWD	PY 2023 WIOA Adult Program Activities	17.258	5/26/2023	\$802,571	N/A	N	7/1/2023	6/30/2026	87	
IWD	PY 2023 WIOA Dislocated Worker Program	17.278	5/26/2023	\$889,451	N/A	N	7/1/2023	6/30/2026	87	
IWD	FY 22 Trade Adjustment Assistance (TAA) Program Training and Other Activities	17.245	7/8/2022	\$4,227,047	N/A	N	10/1/2021	9/30/2024	5	
IWD	FY 23 Trade Adjustment Assistance (TAA) Program Training and Other Activities	17.245	8/15/2023	\$263,170	N/A	N	10/1/2022	9/30/2025	5	
IWD	UIPL No. 11-23 Integrity Grant	17.225	7/28/2023	\$1,739,000	\$0	N	9/1/2023	12/31/2025	19	
IWD	FY 2023 ARPA-UI Tiger Team Grant	17.225	8/18/2023	\$267,019	\$0	N	4/1/2023	12/31/2025		
IWD	American Rescue Plan - UI Tiger Team Grant	17.225	3/10/2023	\$2,714,781	\$0	N	4/17/2023	3/31/2024	6	
IWD	Iowa Foreign Labor Certification	17.273	4/24/2023	\$361,216	\$0		10/1/2023	9/30/2024	6	

2023 Competitive-Noncompetitive Grant Report
Report Required by Iowa Code Section 8.9
Iowa Department of Management
Source: Data submitted by State Agencies

State Agency	Title of Application	CFDA # if known	Application Date	Amount Awarded	Match Amount	MOE Required Y/N	Funding Start Date	Funding End Date	# of FTE's Associated with Grant	Notes
IWD	PY 2023 Iowa Workforce Development SCSEP Application	17.235	6/23/2023	\$1,023,423	\$113,714		7/1/2023	6/30/2024	1	
IWD	Iowa Workforce Development WOTC Funding Allotments for Fiscal Year 2023	17.271	11/16/2022	\$48,591	\$0		10/1/2022	9/30/2024	3	
IWD	Iowa Workforce Development WOTC 2023	17.271	4/13/2023	\$170,185	\$0		10/1/2022	9/30/2024	3	
IWD	Adult Education and Literacy	84.002	NA	\$4,413,447	\$5,790,000	Yes	7/1/2023	9/30/2025	4	
IWD	Work Opportunity Tax Credit (WOTC) Program	17.271		\$218,776	\$0	No	10/1/2022	9/30/2024	2	
IWD	Senior Community Service Employment Program	17.235		\$1,023,423	\$113,714	No	7/1/2023	6/30/2024	1	
IWD	FY 2023 Foreign Labor Certification (FLC) Program	17.273		\$361,216	\$0	No	10/1/2022	9/30/2025	4	
IWD	Wagner-Peyser Employment Services (ES) Program	17.207		\$6,083,922	\$0	No	7/1/2023	9/30/2026	2.5	
IWD	"Growing an Organic, Diverse, High-Performing, High-Demand, and Dynamic Registered Apprenticeship Ecosystem in Iowa"	17.285	5/1/2023	\$669,827		N/A	7/1/2023	6/30/2024	2	
Subtotal IWD				\$39,443,113	\$6,017,428					
Total				\$5,957,658,090	\$116,459,303					



Appendix E – Fee Project

Analysis of the Governor’s Budget Recommendations

The Fee Project acts as a reference guide to fees charged by departments and agencies. The information reflects FY 2021 and FY 2022 and, when possible, includes the number of persons who paid each fee and the amount of revenue generated by each fee. The information is reported by State agencies as of December 2022. The Fee Project workbooks for each subcommittee are available on each respective subcommittee webpage at the links listed below. Hard copies of these reports are available from the Fiscal Services Division upon request.

Administration and Regulation — www.legis.iowa.gov/docs/publications/FEES/1313507.xlsx

Agriculture and Natural Resources — www.legis.iowa.gov/docs/publications/FEES/1313425.xlsx

Economic Development — www.legis.iowa.gov/docs/publications/FEES/1313432.xlsx

Education — www.legis.iowa.gov/docs/publications/FEES/1313434.xlsx

Human Services — www.legis.iowa.gov/docs/publications/FEES/1313436.xlsx

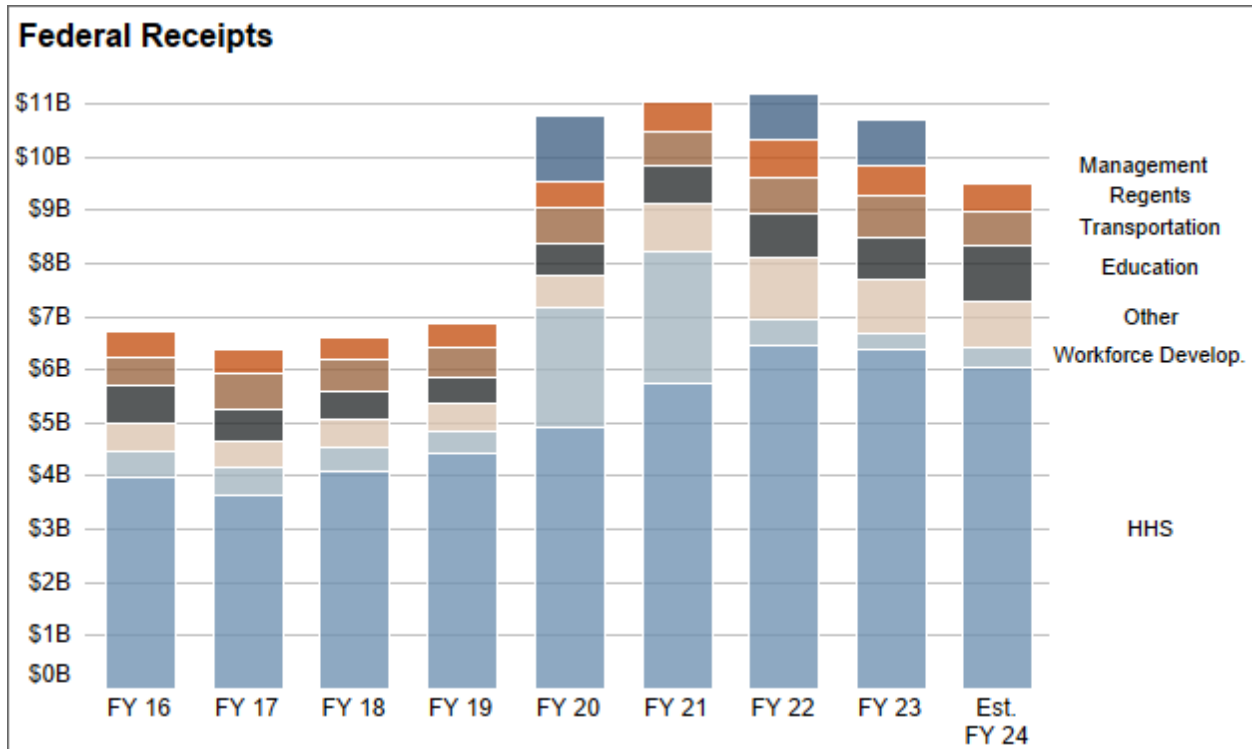
Justice System — www.legis.iowa.gov/docs/publications/FEES/1313438.xlsx

Transportation — www.legis.iowa.gov/docs/publications/FEES/1313287.xlsx

FY 2024 Federal Funds

Beginning in FY 2020, federal receipts received by the State of Iowa increased by \$3.895 billion compared to FY 2019 due to the COVID-19 pandemic. Prior to the pandemic, year-over-year increases ranged from \$100.0 million (FY 2017) to \$606.1 million (FY 2019). Federal receipts have remained elevated since FY 2020, though a decrease for estimated FY 2024 and FY 2025 is expected. For FY 2024, it is estimated that Iowa will receive a total of \$9.526 billion in federal funds. The majority of the federal funds received by the Department of Health and Human Services (HHS) are distributed to the Medicaid Program. **Figure 1** shows the major recipients of federal funds from FY 2016 to estimated FY 2024.

Figure 1



Note: Fiscal Years in **Figure 1** are on a state fiscal year.

Figure 2 provides a history of federal funds received by Iowa departments for FY 2021, FY 2022, and FY 2023 and includes estimated federal funds for FY 2024.

Figure 2

Federal Receipts				
(in millions)				
	Actual FY 2021	Actual FY 2022	Actual FY 2023	Estimated FY 2024
Health and Human Services	5,739.5	6,455.6	6,371.0	6,055.7
Workforce Development	2,473.4	475.8	321.8	367.2
Education	911.3	1,183.6	1,004.2	853.7
Other	721.2	815.6	805.9	1,050.5
Transportation	633.1	697.2	787.6	652.3
Regents	610.2	715.6	548.5	545.8
Management	0.5	852.2	851.6	1.0
Total	11,089.4	11,195.5	10,690.6	9,526.2

Federal Funds Tracking: Grants Enterprise Management System

The Iowa [Grants Enterprise Management System \(GEM\\$\)](#) is operated by the Department of Management (DOM) and is designed as a resource for State agencies and local governments for researching and applying for federal grant opportunities and tracking the award of funding, if granted. The System:

- Manages the reporting of grants applied for and received by State agencies.
- Posts State grants available for application.
- Manages State agency awards to government entities, nonprofit organizations, private businesses, and individuals. This includes the grant application, selection, award/contracting, monitoring, communications, modification, reporting, closeout, and financial management processes.

GEM\$ also enables State departments to collaborate on grants when possible. Agencies that used GEM\$ to report their awards in FY 2023 included:

- Department of Administrative Services
- Iowa Economic Development Authority
- Department of Education
- Department of Management
- Department of Homeland Security and Emergency Management
- Iowa Commission on Volunteer Service
- Governor's Office of Drug Control Policy
- Department of Health and Human Services
- Department of Cultural Affairs
- Department of Public Defense
- Department of Public Safety
- Department of Justice
- Department of Corrections
- Iowa College Student Aid Commission
- Department of Agriculture and Land Stewardship
- Department of Natural Resources
- Attorney General
- Iowa Vocational Rehabilitation Services
- Civil Rights Commission
- Department for the Blind
- Department on Aging
- Department of Transportation
- Iowa Public Television
- Judicial Branch

Related Websites

Federal Funds Information for States: www.ffis.org

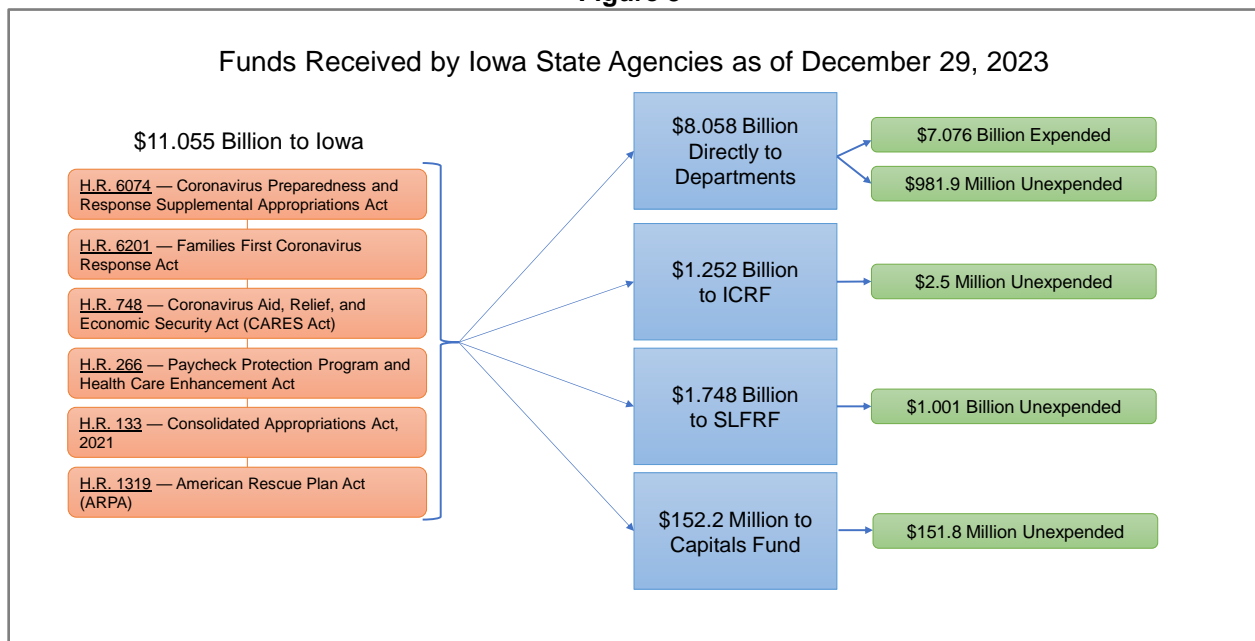
Government Accountability Office: www.gao.gov

CARES Act, ARPA, and Other Federal Stimulus Acts. In response to the COVID-19 pandemic, the federal government enacted six Acts in 2020 and 2021. Those Acts are:

- [H.R. 6074](#) — Coronavirus Preparedness and Response Supplemental Appropriations Act, enacted March 6, 2020.
- [H.R. 6201](#) — Families First Coronavirus Response Act, enacted March 18, 2020.
- [H.R. 748](#) — Coronavirus Aid, Relief, and Economic Security (CARES) Act, enacted March 27, 2020.
- [H.R. 266](#) — Paycheck Protection Program and Health Care Enhancement Act, enacted April 24, 2020.
- [H.R. 133](#) — Consolidated Appropriations Act, 2021, enacted December 27, 2020.
- [H.R. 1319](#) — American Rescue Plan Act of 2021 (ARPA), enacted March 11, 2021.

Through December 29, 2023, State agencies in Iowa have reported federal awards totaling \$11.055 billion related to the six Acts to address a wide variety of expenses related to the COVID-19 pandemic. Of this total, \$8.058 billion has been awarded directly to departments, \$1.252 billion was awarded to the Iowa Coronavirus Relief Fund (ICRF), \$1.748 billion was awarded to the Iowa Coronavirus State and Local Fiscal Recovery Fund (SLFRF) for the State and nonentitlement units of government, and \$152.2 million was awarded to the Coronavirus Capitals Fund. The **Appendix** at the end of the Federal Funds section details the \$8.058 billion awarded directly to State departments.

Figure 3



Of the \$8.058 billion in federal funds awarded directly to State departments, \$7.076 billion (87.8%) has been expended as of December 29, 2023. Of the total year-to-date expenses, \$2.993 billion (42.3%) has been expended for worker unemployment benefits. This figure does not include the funds from the ICRF and SLFRF allocated for this same purpose.

Total expenses from the programs that have expended the most funding are outlined in **Figure 4**. The majority of expenditures (78.8%) occurred from FY 2020 to FY 2022. Federal payments for unemployment insurance, which are separate from any payments made to unemployment insurance from the ICRF and SLFRF, were more than half of all expenses in FY 2020 (58.1%) and FY 2021 (55.8%). The Coronavirus Relief Fund was the second major program from which expenses were made and comprised 26.2% of expenditures in FY 2020 and 18.9% in FY 2021. Funding for the Medical Assistance Program (Medicaid) was a key piece of expenditures from federal funding. Expenditures made monthly are continued until the end of calendar year 2023. Although the Medical Assistance Program was the top program in expenses in FY 2023, consistent awards mean that expenses total \$1.257 billion and comprised 13.9% of expenditures. Beginning in FY 2022, two new programs established under ARPA began to contribute to total spending. The SLFRF has totaled \$750.2 million in expenses and will be one of the major programs in the future. The American Rescue Plan Elementary and Secondary School Emergency Relief Program also comprised a major source of expenses with a total of \$564.2 million.

Figure 4

COVID-19 Aid Expenses by Top Eight Programs						
(in millions)						
	FY 2020	FY 2021	FY 2022	FY 2023	FY 2024	Total
American Rescue Plan Elementary and Secondary School Emerg. Relief	\$0.0	\$0.0	\$176.0	\$294.3	\$93.8	\$564.2
Child Care and Development Block Grant	\$6.2	\$62.6	\$205.0	\$137.9	\$7.6	\$419.3
Coronavirus Relief Fund	\$553.3	\$574.3	\$104.5	\$14.7	\$0.0	\$1,246.8
Coronavirus State and Local Fiscal Recovery Fund	\$0.0	\$0.0	\$386.8	\$253.3	\$110.0	\$750.2
Elementary and Secondary School Emergency Relief Fund	\$64.4	\$75.3	\$221.5	\$48.9	\$5.9	\$415.9
Medical Assistance Program	\$136.6	\$301.1	\$322.0	\$340.9	\$156.9	\$1,257.5
National School Lunch Program	\$38.8	\$59.2	\$6.6	\$27.3	\$13.1	\$145.1
Other	\$86.4	\$266.1	\$543.6	\$268.2	\$117.0	\$1,281.3
Unemployment Insurance	\$1,228.0	\$1,692.8	\$64.6	\$7.0	\$0.3	\$2,992.6
Grand Total	\$2,113.8	\$3,031.4	\$2,030.7	\$1,392.5	\$504.6	\$9,073.0

Note: This figure reflects expenses that occurred between July 1 and June 30 without regard to accrual adjustments.

Figure 5

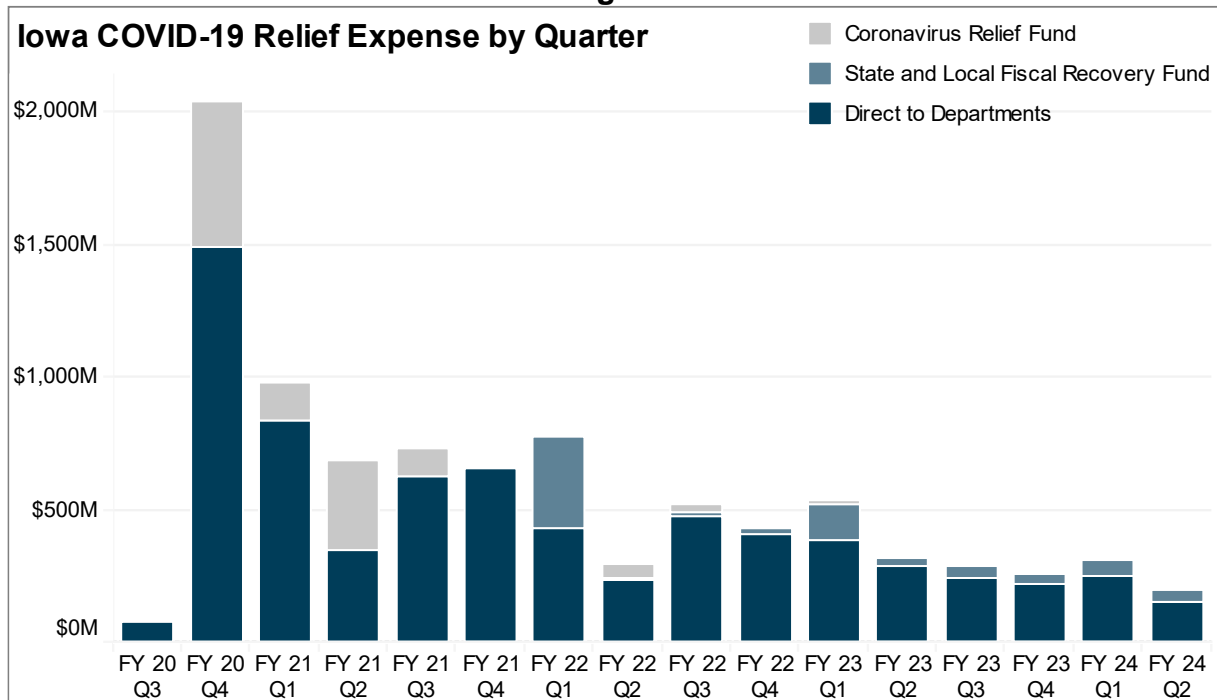


Figure 5 shows how federal relief funding has been spent, and how expenses have slowed when reviewed by quarter. The figure displays larger expenses at the start of the COVID-19 pandemic (FY 2020 Q4). The ICRF was a major part of spending through FY 2021 Q3, but expenses since then have decreased. Funding provided directly to departments has provided the largest share of expenditure in each quarter. Expenditure from the SLFRF began in earnest in FY 2022 Q1, but this expense was driven by the two largest payments. The first was a transfer to the Unemployment Insurance Fund, and the second was a transfer to nonentitlement units of government in Iowa.

To summarize, the ICRF is nearing the point of final closeout. Programs allocated directly to departments have remained the majority of expenses, but these funding streams will begin sunseting soon. The majority of the expenditures from the SLFRF remain to be made.

Figure 6 focuses on the top eight programs for the four most recent quarters. The Medical Assistance Program comprises 31.5% of all expenses, and American Rescue Plan Elementary and Secondary School Emergency Relief comprises 21.1% of all expenses. Lastly, the SLFRF will remain a major portion of State expenditures into FY 2027, with \$1.001 billion in funds remaining.

Figure 6

Federal COVID-19 Aid Expenses by Four Most Recent Quarters					
Top 8 Programs (in millions)					
	FY 23 Q3	FY 23 Q4	FY 24 Q1	FY 24 Q2	Total
American Rescue Plan Elementary and Secondary School Emerg. Relief	\$71.0	\$56.9	\$91.6	\$2.2	\$221.7
Child Care and Development Block Grant	\$10.2	\$15.4	\$6.7	\$0.9	\$33.2
Coronavirus State and Local Fiscal Recovery Fund	\$46.9	\$37.9	\$63.6	\$46.4	\$194.7
Elementary and Secondary School Emergency Relief Fund	\$6.4	\$5.5	\$5.9	\$0.0	\$17.9
Epidemiology and Laboratory Capacity for Infectious Diseases (ELC)	\$6.3	\$4.2	\$6.2	\$23.6	\$40.2
Highway Planning and Construction	\$5.6	\$10.1	\$12.6	\$3.0	\$31.2
Medical Assistance Program	\$86.2	\$87.8	\$85.4	\$71.5	\$330.9
National School Lunch Program	\$5.9	\$0.0	\$0.0	\$13.1	\$19.0
Other	\$47.4	\$41.2	\$39.3	\$32.6	\$160.5
Total	\$285.9	\$258.9	\$311.3	\$193.4	\$1,049.5

Note: This figure reflects expenses that occurred between July 1 and June 30 without regard to accrual adjustments.

Awards Directly to Departments

Figure 7 displays the eight agencies that received the most funding and combines all other agencies. Of the \$8.058 billion in federal funds awarded directly to State agencies, \$7.076 billion (87.8%) has been expended as of December 29, 2023. Of the total year-to-date expenses, \$2.993 billion (42.3%) has been expended for worker unemployment benefits. This figure does not include the funds from the ICRF and SLFRF allocated for this same purpose.

Figure 7

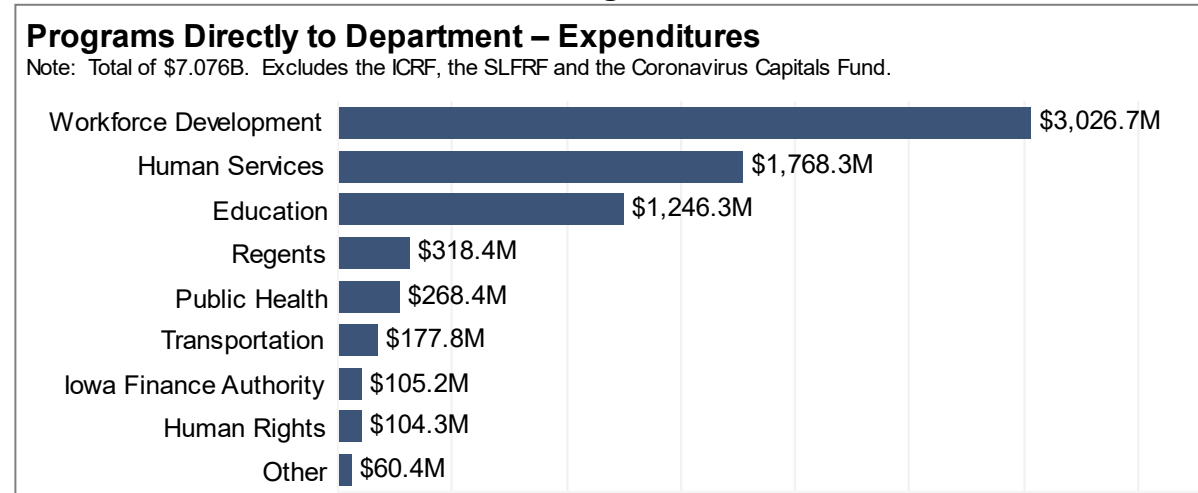
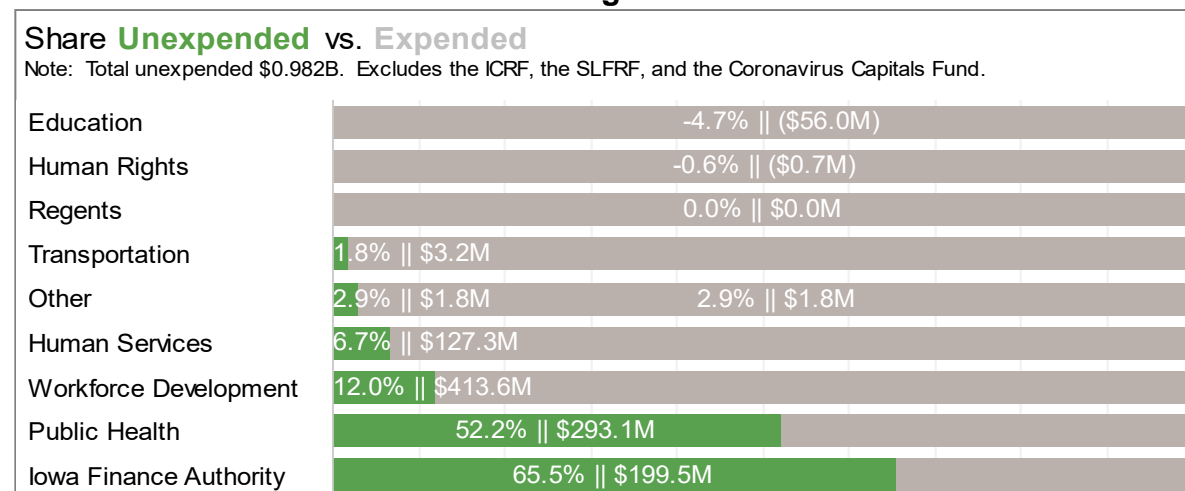


Figure 8 displays the share of awarded funds that have been unexpended versus expended by State agencies. The Department of Public Health (DPH), initially a standalone department but now within the HHS, and the Iowa Finance Authority (IFA) currently have the largest percentage of dollars awarded to them that are unexpended. Some of these awarded dollars may no longer be available for expenditure. However, the DPH and IFA have reported expenditures as late as December 2023. For the DPH, the majority of unexpended funds are for the Epidemiology and Laboratory Capacity for Infectious Diseases Program. Expense reporting for this program is ongoing, and funding will remain available in future years. For the IFA, the majority of the unexpended funds are for Emergency Rental Assistance. Similar to the DPH, expense reporting for Emergency Rental Assistance is ongoing and funding will remain available in future years.

Figure 8



Note: Expenses for the Departments of Education and Human Rights exceeded the awarded amount because receipts exceeded estimated awards.

Iowa Coronavirus Relief Fund

Iowa received \$1.250 billion in federal funds through the CARES Act on April 20, 2020, illustrated in **Figure 9**. To date, \$2.4 million in interest earnings has been credited to the Fund. As of December 29, 2023, net transfers to agencies total \$1.247 billion, with some moneys having been returned to the Fund. The current balance in the Fund is \$2.5 million. Of the \$1.247 billion transferred to the agencies, a total of \$1.247 billion has been expended for various programs. The Treasury has revised the guidance to provide that a cost associated with a necessary expenditure incurred due to the public health emergency shall be considered to have been incurred by December 31, 2021, if the recipient has incurred an obligation concerning such cost by December 31, 2021. Recipients were allowed to record their expenditures through September 30, 2022. As of this date, \$3.1 million has been returned to the federal government. A final report has not been issued on all ICRF expenditures, but the State is allowed to retain interest earnings for administrative expenses.

Figure 9

Coronavirus Relief Fund (April 2020 CARES Act)		
Coronavirus Relief Fund		
Federal Support	\$	1,250,000,000
Interest		2,411,565
Federal Support Returned		-3,125,641
Net Transfers to Agencies		-1,247,199,802
Fund Balance	\$	2,086,121
Department Activities		
Transfers Received		1,247,199,802
Reported Expenses		-1,246,832,986
Unexpended Transfers	\$	366,817
Total Unexpended	\$	2,452,938

The LSA published an update on [Federal Assistance Related to COVID-19](#) in August. Adjustments were made to Coronavirus Relief Administration and Oversight under the DOM. For this program, the Governor has transferred \$477,000 to the DOM to administer the Coronavirus Relief Fund. A balance of \$344,000 remains unexpended. The LSA will continue to monitor the Fund for future transactions.

Iowa State and Local Coronavirus Fiscal Recovery Fund

The State of Iowa has received \$1.703 billion in federal funds and \$48.9 million in interest, which has been deposited into the SLFRF. As of December 29, 2023, \$771.1 million has been transferred to various departments. The first \$237.5 million was transferred to the Department of Workforce Development's (IWD's) Unemployment Insurance Trust Fund. These funds are used to support ongoing unemployment benefits for Iowans. An additional \$221.2 million was transferred to the Iowa Department of Revenue for payments to nonentitlement units of government, which are cities with a population of less than 50,000. Funds provided to State and local governments have broad spending flexibility, including addressing emergency and economic effects of the pandemic; replenishing revenue losses due to the shutdown of the economy; investments in water, sewer, and broadband infrastructure; and premium pay to essential workers.

Funds in the SLFRF must be used to cover costs incurred by recipients between March 3, 2021, and December 31, 2024, and funds must be expended by December 31, 2026, or they will revert to the federal government.

Figure 10 reflects SLFRF activity across the State. This includes moneys that remain in the Fund and moneys that have been transferred to departments and are no longer in the SLFRF but have not been expended by the State.

Figure 10

Coronavirus State and Local Fiscal Recovery Fund Revenue, Transfers, and Department Activities		
Coronavirus Fiscal Recovery Fund		
Federal Support	\$	1,702,586,735
Interest		48,857,072
Net Transfers to Agencies		-771,136,399
Fund Balance	\$	980,307,408
Department Activities		
Transfers Received		771,136,399
Reported Expenses		-750,149,387
Unexpended Transfers	\$	20,987,012
Total Unexpended	\$	1,001,294,421

Figure 11 shows expenses at a program level. Note that some programs may show expenses that exceed transfers that have been made to a department. The discrepancy is primarily due to the ongoing nature of transaction reporting. The LSA will continue to monitor these programs.

In addition, several of these departments were moved by 2023 Iowa Acts, [Senate File 514](#) (State Government Alignment Act). However, these departments received transfers and made expenditures that occurred before the passage of SF 514. These instances will show the initial department that received the funding, and the department that currently administers the program will be displayed in parentheses.

Figure 11

Iowa Coronavirus State and Local Fiscal Recovery Fund		
Total Transfers and Expenses		
	Net Transfers	Expenses
Administrative Services	\$ 27,661,436	\$ 28,826,974
Local Government Relief Payments Support	386,225	386,225
Public Sector Premium Pay - Corrections	1,524,000	1,524,000
Public Sector Premium Pay - Teachers	95,000	95,000
Public Sector Premium Pay - Peace Officer	5,988,000	5,988,000
Premium Pay Administration	6,000	6,000
PPE and DME Storage and Distribution - DAS	1,003,933	903,189
Iowa Juvenile Home - Demolition and Asbestos Remediation	353,278	353,278
Park Avenue Project	18,305,000	18,183,483
HHS Strategic Space Planning	0	1,387,798
Aging (HHS)	\$ 435,000	\$ 230,800
Office of Public Guardian	435,000	230,800
Agriculture and Land Stewardship	\$ 3,500,000	\$ 2,950,681
Iowa Conservation Infrastructure	3,500,000	2,950,681
Office of the Chief Information Officer (DOM)	\$ 96,204,983	\$ 108,301,505
OCIO Broadband Community Engagement	1,320,000	1,320,000
Broadband Infrastructure Support Grants	57,530,354	69,591,483
Broadband Expansion Grant Administration	2,855,320	2,953,274
Security Operations Center	2,487,567	2,681,336
Data Center Migration	11,720,439	9,761,583
Operations System Replacement	760,000	144,498
Endpoint Detection and Response Platform	3,922,972	3,408,364
Cap. Complex Network Upgrade	1,163,179	1,163,179
Inventory and Asset Management	420,000	389,681
Digital Transformation Project	3,394,441	4,156,647
Identity and Access Management	3,490,375	3,490,375
Identity and Access Management Fall 2023	3,595,086	3,595,086
State Financial System	3,416,257	5,452,006
Joint Forces HQ HVAC Replacement	128,993	128,993
Statewide IT Organization	0	65,000
College Student Aid Commission (Department of Education)	\$ 7,710,211	\$ 7,541,969
GEAR UP Iowa Future Ready	1,834,657	1,663,280
National Guard Benefits Program	600,000	600,000
National Guard Service Scholarship Supp. Spring 2023	1,600,000	1,600,000
National Guard Service Scholarship Supp. Spring 2023 - Additional	175,554	175,554
Last Dollar Scholarship Program	3,500,000	3,500,000
ICAPS Security	0	3,135
Corrections	\$ 8,264,040	\$ 9,543,983
Homes for Iowa	8,150,497	9,430,440
Iowa Correctional Offender Network	113,542	113,542
Education	\$ 766,950	\$ 1,227,097
Iowa Private Sector Premium Pay	732,020	732,020
Critical Incident Mapping	34,930	34,930
GEAR UP Iowa Future Ready	0	460,148

Figure 11 (cont.)

Iowa Coronavirus State and Local Fiscal Recovery Fund		
Total Transfers and Expenses		
	Net Transfers	Expenses
Economic Development Authority	\$ 46,274,736	\$ 45,891,208
Tourism Marketing Projects	1,241,754	1,241,754
Iowa Promotional Campaign Fall 2021	3,899,982	3,899,982
Iowa Promotional Campaign Spring 2022	4,700,000	4,700,000
Iowa Promotional Campaign Spring 2023	3,750,000	3,750,000
Manufacturing 4.0 Small Manufacturers	4,200,000	4,128,201
Manufacturing 4.0 Mid-Size Manufacturers	17,200,000	16,751,476
Downtown Housing Grant Program	1,591,000	1,589,543
Nonprofit Initiative	7,974,000	7,979,505
Destination Iowa - Outdoor Recreation	478,000	558,674
Iowa Brand Development	240,000	305,000
Manufacturing 4.0 - Tech. Investment Small Manufacturers	1,000,000	932,529
Talent Attraction	0	54,544
Health and Human Services	\$ 2,650,000	\$ 0
Lucas Building Renovation Planning	2,650,000	0
Homeland Security	\$ 12,388,167	\$ 7,807,834
PPE Storage	213,304	213,304
School Safety Improv. Fund and Vulnerability Assessments	10,151,778	6,006,950
Hazardous Condition Remediation Plan	448,085	0
School Safety Administration	1,575,000	1,587,580
Iowa Finance Authority	\$ 37,618,229	\$ 22,079,751
Wastewater Infrastructure for Unsewered Communities	8,144,279	7,631,245
Economically Significant Projects	22,000,000	10,881,511
Minority Down Payment Assistance Pilot Program	965,000	965,000
Watershed Protection Projects	6,451,138	2,544,182
Industrial Water Reuse Projects	57,813	57,813
Management	\$ 6,043,784	\$ 6,043,784
Fund Administration	3,165,633	3,165,633
Workforce Realignment Consultant	42,500	42,500
Guidehouse - Alignment Consultant	1,035,514	1,035,514
Rule Management Program	362,546	362,546
Organizational Change Management Support	475,125	475,125
Alignment Employee Engagement	837,465	837,465
Area Education Agency Benchmarking	125,000	125,000
Natural Resources	\$ 892,479	\$ 892,479
Hazardous Condition Remediation Plan	892,479	892,479
Public Defense	\$ 0	\$ 1,405,734
DPS and DPD Deployment	0	1,405,734

Figure 11 (cont.)

Iowa Coronavirus State and Local Fiscal Recovery Fund		
Total Transfers and Expenses		
	Net Transfers	Expenses
Public Safety	\$ 11,713,658	\$ 11,349,296
Computer Aided Dispatch	0	24,975
DPS Recruitment Initiative	368,485	368,485
School Safety Hardware and Software	6,154,615	6,154,574
School Safety Bureau	1,325,000	1,207,347
Motor Vehicle Enforcement	3,297,226	3,025,583
DPS and DPD Deployment	568,332	568,332
State Fair	\$ 0	\$ 1,324,057
Iowa State Fair Security Improvements	0	1,324,057
Regents	\$ 3,407,576	\$ 3,365,485
UNI Future Ready Iowa Scholarship Program	1,444,493	1,317,199
Veterinary Diagnostic Lab Phase II	1,813,208	1,898,411
Biosciences Infrastructure	149,875	149,875
Revenue	\$ 221,185,312	\$ 221,185,312
Local Government Relief	221,185,312	221,185,312
Transportation	\$ 28,000,000	\$ 13,934,548
Commercial Aviation Airports	28,000,000	13,934,548
Veterans Affairs	\$ 248,411	\$ 265,232
Veterans Trust Fund Supplemental Grant	248,411	265,232
Workforce Development	\$ 256,171,428	\$ 255,981,659
Unemployment Insurance Trust Fund	237,470,586	237,470,586
IowaWORKS Program Promotion	601,023	601,023
Reemployment Case Management System	4,123,955	3,751,694
Child Care Challenge	6,728,485	6,728,485
Summer Youth Internship Projects	1,441,975	1,312,892
Labor Market Information	235,071	279,900
Child Care Challenge Bus. Incentive	244,253	244,253
Health Careers Registered Apprenticeship	687,390	687,390
Work-Based Learning Professional Profiling System	853,750	863,720
Teacher and Paraeducator Registered Apprenticeship	3,447,288	3,680,023
Iowa Language Learners Job Training Program	72,386	79,302
Entry-Level Driver Training Program	110,537	127,662
Home Base Iowa Portal	154,729	154,729
	\$ 771,136,399	\$ 750,149,387

Department of Administrative Services (DAS)

- **Local Government Relief Payments Support:** The Governor has transferred \$386,000 to administer local government relief for nonentitlement units in cities with a population less than 50,000. The DAS has expended the balance of the funds.
- **Iowa Public Sector Premium Pay:** The Governor has transferred \$7.6 million to the program. This program provides a premium pay lump-sum payment to teachers (\$95,000) employed by the State, law enforcement (\$6.0 million) and corrections officers (\$1.5 million), and medical professionals working in corrections. The DAS has expended the balance of the funds. This includes \$6,000 expended for administration.
- **PPE and DME Storage and Distribution:** The Governor has transferred \$1.0 million to pay for centralized storage of personal protective equipment (PPE) and durable medical equipment (DME). The DAS has expended \$903,000, and there is a balance of \$101,000 remaining.
- **Iowa Juvenile Home:** The Governor has transferred \$353,000 to the DAS for the demolition and asbestos remediation at the Iowa Juvenile Home to prepare the site for community redevelopment. The DAS has expended the balance of the funds.
- **Park Avenue Project:** The Governor has transferred \$18.3 million for the purchase of a building, completion of short-term improvements and relocation of staff, and long-term improvements. The DAS has expended \$18.2 million, and there is a balance of \$122,000 remaining.
- **HHS Strategic Space Planning:** A transfer has not been recorded, but funds are expected to be transferred in the future. This project is a renovation of the Hoover State Office Building and the Lucas State Office Building related to the relocation of HHS staff. The DAS has expended \$1.4 million.

Department on Aging

- **Office of the Public Guardian:** The Governor has transferred \$435,000 to reduce the current waiting list of lowans in need of guardianship-conservatorship via contracted services. This will pay for one calendar year of public guardianship services for 81 people. The Department has expended \$231,000, and there is a balance of \$204,000 remaining.

Department of Agriculture and Land Stewardship (DALs)

- **Iowa Conservation Infrastructure:** The Governor has transferred \$3.5 million to improve water quality by harnessing the collective ability of both private and public resources, organizations, and contractors to rally around the Nutrient Reduction Strategy and implement proven conservation practices to reduce nutrients. This program will invest in nonpoint source conservation projects in priority watersheds with layered benefits including improved water quality, habitat, recreation, and carbon sequestration. The DALs has expended \$3.0 million, and there is a balance of \$549,000 remaining.

Office of the Chief Information Officer (OCIO)

- **OCIO Broadband Community Engagement:** The Governor has transferred \$1.3 million to provide Iowa cities and counties with education, research, consulting, and related support in connection with the development of broadband plans. Such plans will identify stakeholders, partners, funding sources, and supporting data that can be used to support broadband development at the local government level. The OCIO has expended the balance of the funds.
- **Broadband Infrastructure Support Grants:** The Governor has transferred \$57.5 million to Broadband Infrastructure Grants. These grants are intended to support broadband expansion across the State. The OCIO has expended \$69.6 million. This expense exceeds the amount transferred to date by \$12.1 million, but additional funds are expected to be transferred in the future.
- **Broadband Expansion Grant Administration:** The Governor has transferred \$2.9 million to administer broadband grants. The OCIO has expended \$3.0 million. This expense exceeds the amount transferred to date by \$98,000, but additional funds are expected to be transferred in the future.
- **Security Operations Center:** The Governor has transferred \$2.5 million to expand the Security Operations Center to provide continuous security monitoring services, provide security of network systems, and improve the State's ability to respond to cyberattacks. The OCIO has expended

\$2.7 million. This expense exceeds the amount transferred to date by \$194,000, but additional funds are expected to be transferred in the future.

- **Data Center Migration:** The Governor has transferred \$11.7 million to support the State's Data Center Migration and Resiliency Project to include migration of data to a new data center and to update or replace aged infrastructure. The OCIO has expended \$9.8 million, and there is a balance of \$2.0 million remaining.
- **Operations System Replacement:** The Governor has transferred \$760,000 to replace unsupported endpoints and software across the State network. The OCIO has expended \$144,000, and there is a balance of \$616,000 remaining.
- **Endpoint Detection and Response Platform:** The Governor has transferred \$3.9 million to acquire software licenses for a new Endpoint Detection and Response (EDR) platform capable of serving State agencies and local governments. The EDR platform will provide additional security protections for managed endpoints including personal computers, servers, and other devices. The OCIO has expended \$3.4 million, and there is a balance of \$515,000 remaining.
- **Capitol Complex Network Upgrade:** The Governor has transferred \$1.2 million to replace network and wireless infrastructure across the Capitol complex. The OCIO has expended the balance of the funds.
- **Inventory and Asset Management:** The Governor has transferred \$420,000 to acquire or build systems intended to track information technology (IT) assets. The OCIO has expended \$390,000, and there is a balance of \$30,000 remaining.
- **Digital Transformation Project:** The Governor has transferred \$3.4 million to update State websites to improve user experience. The OCIO has expended \$4.2 million. This expense exceeds the amount transferred to date by \$762,000, but additional funds are expected to be transferred in the future.
- **Identity and Access Management:** The Governor has transferred \$3.5 million to renew the Okta platform, which provides a single identity access point to employees and citizens to interact with systems operated by the State. The OCIO has expended the balance of the funds.
- **Identity and Access Management Fall 2023:** The Governor has transferred \$3.6 million to support the fall 2023 one-year renewal of the OCIO's Okta platform, which provides a single identity for employees and citizens interacting with State government systems. The OCIO has expended the balance of the funds.
- **State Financial System:** The Governor has transferred \$3.4 million to upgrade the current State finance and accounting system to the latest cloud-based version to ensure greater security of the State's financial infrastructure and to provide greater transparency and accountability through the improved system functionality. The OCIO has expended \$5.5 million. This expense exceeds the amount transferred to date by \$2.0 million, but additional funds are expected to be transferred in the future.
- **Heating, Ventilation, and Air Conditioning (HVAC) Replacement:** The Governor has transferred \$129,000 to replace HVAC equipment in the data center at the Joint Forces Headquarters. This equipment serves the Iowa Air National Guard, the Iowa Communications Network, and the OCIO. The OCIO has expended the balance of the funds.
- **Statewide IT Organization:** A transfer has not been recorded, but funds are expected to be transferred in the future. This project will support costs to engage a third party for consulting and development of various implementation plans for statewide IT reorganization. The OCIO has expended \$65,000.

College Student Aid Commission (CSAC)

- **GEAR UP Iowa Future Ready:** The Governor has transferred \$1.8 million to GEAR UP. These funds will be used to launch the GEAR UP Iowa Future Ready Project. This four-year project will support a cohort of students beginning in the ninth grade and will follow them as they progress through school, while also supporting the graduating class at partner schools each year. The program is a partnership between Iowa College Aid, partner school districts, certain higher education institutions, and community-based organizations. The CSAC has expended \$1.7 million, and there is a balance of \$171,000 remaining.

- **National Guard Benefits Program:** The Governor has transferred \$600,000 to the National Guard Benefits Program. These funds will be used to cover a 20.0% increase in applicants to the scholarship program. The Program provides scholarship awards to Iowa National Guard members who attend eligible Iowa colleges and universities. The CSAC has expended the balance of the funds.
- **National Guard Service Scholarship:** The Governor has transferred \$1.6 million to provide tuition reimbursement for Iowa National Guard soldiers and airmen for spring 2023. The CSAC has expended the balance of the funds.
- **National Guard Service Scholarship — Additional:** The Governor has transferred \$176,000 to provide additional funding for tuition reimbursement for Iowa National Guard soldiers and airmen for spring 2023. The CSAC has expended the balance of the funds.
- **Last Dollar Scholarship Program:** The Governor has transferred \$3.5 million to the Last Dollar Scholarship Program. The Program will cover any remaining tuition and qualified fees for students who meet the Federal Pell Grant qualifications. The Program provides funding to Iowans for short-term programs of study aligned with high-demand jobs at Iowa colleges. The CSAC has expended the balance of the funds.
- **Iowa College Aid Processing System (ICAPS) Security:** A transfer has not been recorded, but funds are expected to be transferred in the future. The project will protect ICAPS data by adding multi-factor authentication, enhancing record audit history, using the State's web application firewall, and adding CAPTCHA technology. The CSAC has expended \$3,000.

Department of Corrections (DOC)

- **Homes for Iowa:** The Governor has transferred \$8.2 million to support a building trades jobs training program for Iowa inmates. This program will construct modular homes for income-qualified Iowa residents. The DOC has expended \$9.4 million. This expense exceeds transfers by \$1.3 million, but additional funds are expected to be transferred in the future.
- **Iowa Corrections Offender Network (ICON):** The Governor transferred \$114,000 to support essential data programming for the ICON system, which will increase operational efficiency within the system and reporting capabilities. The DOC has expended the balance of the funds.

Department of Education

- **Iowa Private Sector Premium Pay:** The Governor has transferred \$732,000 to provide a premium pay lump-sum payment to teachers at independent schools. The Department has expended the balance of the funds.
- **Critical Incident Mapping:** The Governor has transferred \$35,000 for a critical incident mapping system. Critical incident mapping will be made available to independently accredited nonpublic K-12 school locations to include a detailed floor plan of the school building and surrounding school grounds that incorporates key information needed by emergency first responders to plan for and respond to an emergency. The Department has expended the balance of the funds.
- **GEAR UP Iowa Future Ready:** A transfer has not been recorded, but funds are expected to be transferred in the future. These funds will be used to launch the GEAR UP Iowa Future Ready Project. This four-year project will support a cohort of students beginning in the ninth grade and will follow them as they progress through school, while also supporting the graduating class at partner schools each year. The program is a partnership between Iowa College Aid, partner school districts, certain higher education institutions, and community-based organizations. The Department has expended \$460,000.

Economic Development Authority (IEDA)

- **Tourism Marketing Projects:** The Governor has transferred \$1.2 million to promote tourism through investment in an image inventory for tourism marketing campaigns and redesign of the Travellowa.com tourism website. The IEDA has expended the balance of the funds.
- **Iowa Promotional Campaign Fall 2021:** The Governor has transferred \$3.9 million to invest in a comprehensive multimedia advertising campaign around a 30-second video that introduces Iowa to the nation and encourages travelers to explore the State. The IEDA has expended the balance of the funds.

- **Iowa Promotional Campaign Spring 2022:** The Governor has transferred \$4.7 million to invest in a comprehensive multimedia advertising campaign around a 30-second video that introduces Iowa to the nation and encourages travelers to explore the State. The IEDA has expended the balance of the funds.
- **Iowa Promotional Campaign Spring 2023:** The Governor has transferred \$3.8 million to a multimedia advertising campaign intended to encourage people to visit, live in, and work in Iowa. The IEDA has expended the balance of the funds.
- **Manufacturing 4.0 “Small”:** The Governor has transferred \$4.2 million to help Iowa’s small manufacturers continue to advance their processes; automate decision making; and optimize their current human capital from manual, labor-intensive positions into highly skilled, value-added occupations, thus allowing manufacturing to continue to be the largest contributor to the State’s gross domestic product (GDP). The IEDA has expended \$4.1 million, and there is a balance of \$72,000 remaining.
- **Manufacturing 4.0 “Mid-Size”:** The Governor has transferred \$17.2 million to help Iowa’s mid-size manufacturers continue to advance their processes; automate decision making; and optimize their current human capital from manual, labor-intensive positions into highly skilled, value-added occupations, thus allowing manufacturing to continue to be the largest contributor to the State’s GDP and competitive on the worldwide manufacturing scale. The IEDA has expended \$16.8 million, and there is a balance of \$449,000 remaining.
- **Downtown Housing Grant Program:** The Governor has transferred \$1.6 million to the Downtown Housing Grant Program. The Program is intended to develop upper-story spaces in downtown properties into residential units to create new housing units in rural Iowa communities. The IEDA has expended \$1.6 million, and there is a balance of \$1,500 remaining.
- **Nonprofit Initiative:** The Governor has transferred \$8.0 million to the Nonprofit Initiative. The Program will provide grants for Iowa nonprofits to invest in infrastructure. The IEDA has expended \$8.0 million. This expense exceeds transfers by \$5,500, but additional funds are expected to be transferred in the future.
- **Destination Iowa — Outdoor Recreation:** The Governor has transferred \$478,000 to support projects that support outdoor recreation. The IEDA has expended \$559,000. This expense exceeds transfers by \$81,000, but additional funds are expected to be transferred in the future.
- **Iowa Brand Development:** The Governor has transferred \$240,000 for brand development. The IEDA has expended \$305,000. This expense exceeds transfers by \$65,000, but additional funds are expected to be transferred in the future.
- **Manufacturing 4.0 — Tech Investment Small Manufacturers:** The Governor transferred \$1.0 million to assist firms that have between 3 and 150 employees acquire specialized hardware or software in the industry 4.0 technology groups. The IEDA has expended \$933,000, and there is a balance of \$67,000 remaining.
- **Talent Attraction:** A transfer has not been recorded, but funds are expected to be transferred in the future. This program will build a talent attraction system that is trackable, personal, leverages partnerships statewide and strengthens them, and gives communities a meaningful role in the This Is Iowa campaign. The IEDA has expended \$55,000.

Department of Health and Human Services (HHS)

- **Lucas Building Renovation:** The Governor has transferred \$2.7 million to the HHS to begin renovation planning. No funds have been expended.

Department of Homeland Security and Emergency Management (HSEMD)

- **Personal Protective Equipment (PPE) Storage:** The Governor has transferred \$213,000 to pay for a warehouse lease for the storage of PPE. The HSEMD has expended the balance of the funds.
- **School Safety Improvement Fund and School Safety Vulnerability Assessments:** The Governor has transferred \$10.2 million to perform vulnerability assessments and minor capital improvements for school safety enhancements. The HSEMD has expended \$6.0 million, and there is a balance of \$4.1 million remaining.
- **Hazardous Condition Remediation Plan:** The Governor has transferred \$448,000 to the HSEMD. The Project will support the replacement of damaged equipment and supplies for first responders and

hazardous condition remediation associated with an explosion and subsequent fire at a factory in the city of Marengo. No funds have been expended.

- **School Safety Administration:** The Governor has transferred \$1.6 million to pay for costs associated with the administration of the School Safety Program. The HSEMD has expended \$1.6 million. This expense exceeds transfers by \$13,000, but additional funds are expected to be transferred in the future.

Iowa Finance Authority (IFA)

- **Wastewater Infrastructure for Unsewered Communities:** The Governor has transferred \$8.1 million to the Water Infrastructure Fund to provide grants for property owners residing in an unsewered community to repair or upgrade their septic system. A portion of funding will also be reserved to provide financial assistance to unsewered communities to implement an existing plan for constructing a centralized wastewater system. The IFA has expended \$7.6 million, and there is a balance of \$513,000 remaining.
- **Economically Significant Projects:** The Governor has transferred \$22.0 million to provide funding to support the Clean and/or Drinking Water State Revolving Fund-eligible water infrastructure components of projects in Iowa that serve a large population or geographical area, with the added benefit of promoting tourism and supporting economic growth by creating jobs and/or increasing local revenue. The IFA has expended \$10.9 million, and there is a balance of \$11.1 million remaining.
- **Minority Down Payment Assistance (DPA) Pilot Program:** The Governor has transferred \$965,000 to provide 200 eligible Iowa minority households with assistance purchasing a home. The Program provides a \$5,000 down payment and a closing costs assistance grant when used with the IFA's FirstHome mortgage program. The IFA has expended the balance of the funds.
- **Watershed Protection Projects:** The Governor has transferred \$6.5 million for projects that will invest in nonpoint source watershed projects. The IFA has expended \$2.5 million, and there is a balance of \$3.9 million remaining.
- **Industrial Water Reuse Projects:** The Governor has transferred \$58,000 to provide matching grants for manufacturers to install onsite water reuse systems at industrial and/or manufacturing facilities. The IFA has expended the balance of the funds.

Department of Management

- **Fund Administration:** The Governor has transferred \$3.2 million to pay for administrative costs associated with the State and Local Fiscal Recovery Fund. The DOM has expended the balance of the funds.
- **Workforce Realignment Consultant:** The Governor has transferred \$43,000 to the DOM to review workforce service delivery and to align State programs with the goal of returning to prepandemic rates of unemployment and labor participation. The DOM has expended the balance of the funds.
- **Guidehouse Alignment Consultant:** The Governor has transferred \$1.0 million to pay for a contract with Guidehouse Consulting. The DOM has expended the balance of the funds.
- **Rule Management Program:** The Governor has transferred \$363,000 to the DOM. This application is intended to be used by the Governor and State agencies to review and rewrite administrative code rules. The DOM has expended the balance of the funds.
- **Organizational Change Management Support:** The Governor has transferred \$475,000 to the DOM for outside services. The DOM has expended the balance of the funds.
- **Alignment Employee Engagement:** The Governor has transferred \$837,000 to the DOM to use employee survey results to improve employee retention through the alignment transition. The DOM has expended the balance of the funds.
- **Area Education Agency Benchmarking:** The Governor has transferred \$125,000 to the DOM. This project will identify leading approaches for administering special education services and will provide an in-depth analysis of peer state performance, structure, and approach for providing special education services. The DOM has expended the balance of the funds.

Department of Natural Resources (DNR)

- **Hazardous Condition Remediation Plan:** The Governor has transferred \$893,000 to the DNR. The project will support the replacement of damaged equipment and supplies for first responders and

hazardous condition remediation associated with an explosion and subsequent fire at a factory in the city of Marengo. The DNR has expended the balance of the funds.

Department of Public Defense (DPD)

- **DPD and DPS Deployment:** A transfer has not been recorded, but funds are expected to be transferred in the future. The program will deploy Iowa National Guard troops and Department of Public Safety (DPS) employees to the southern border in response to the State of Texas Emergency Management Assistance Compact (EMAC) request. The DPD has expended \$1.4 million.

Department of Public Safety

- **Computer Aided Dispatch:** A transfer has not been recorded, but funds are expected to be transferred in the future. The project will provide funds to purchase a new computer aided dispatch system and record management system which will facilitate the sharing and searching of joint law enforcement data. The DPS has expended \$25,000.
- **DPS Recruitment Initiative:** The Governor has transferred \$368,000 to the DPS for a recruitment program. This funding will be used to enhance the ability of the DPS to recruit public sector employees. The Department is planning to develop outreach materials, conduct digital marketing, and create a careers website for sworn officers. The DPS has expended the balance of the funds.
- **School Safety Hardware and Software:** The Governor has transferred \$6.2 million for threat monitoring software, the creation of an anonymous reporting tool, and safety radios that allow schools to communicate with law enforcement during emergencies. The DPS has expended \$6.2 million, and there is a balance of \$40 remaining.
- **School Safety Bureau:** The Governor has transferred \$1.3 million to the School Safety Program. Funds will be made available to schools to assess school safety, coordinate and facilitate training requests, and provide continuous monitoring for an anonymous reporting tool. The DPS has expended \$1.2 million, and there is a balance of \$118,000 remaining.
- **Motor Vehicle Enforcement:** The Governor has transferred \$3.3 million to the DPS to move motor vehicle enforcement (MVE) from the Department of Transportation (DOT) to the DPS. The project will support costs to align commercial vehicle enforcement under one department. The DPS will utilize funds to support MVE transition costs, purchase a fleet and supply building, and support DPS general operation costs. The DPS has expended \$3.0 million, and there is a balance of \$272,000 remaining.
- **DPS and DPD Deployment:** The Governor has transferred \$568,000. The Program will deploy Iowa National Guard troops and DPS employees to the southern border in response to the State of Texas EMAC request. The DPS has expended the balance of the funds.

Iowa State Fair

- **Security Improvements:** A transfer has not been recorded, but funds are expected to be transferred in the future. This funding will be used for construction and renovation of an Iowa State Fair Patrol and Security Office. The State Fair has expended \$1.3 million.

Board of Regents

- **UNI Future Ready Scholarship Program:** The Governor has transferred \$1.4 million to the University of Northern Iowa (UNI) for scholarships. These scholarships are intended to cover the difference between the tuition rates of UNI and community colleges. This Program is for students pursuing one of the qualifying UNI online degree completion programs. The Board of Regents has expended \$1.3 million, and there is a balance of \$127,000 remaining.
- **Veterinary Diagnostic Laboratory Phase II:** The Governor has transferred \$1.8 million to Iowa State University to support phase two of the construction of the Veterinary Diagnostic Laboratory. The Board of Regents has expended \$1.9 million. This expense exceeds transfers by \$85,000, but additional funds are expected to be transferred in the future.
- **Biosciences Infrastructure:** The Governor has transferred \$150,000 for biosciences infrastructure. The Board of Regents has expended the balance of the funds.

Department of Revenue (IDR)

- **Local Government Relief:** The Governor has transferred \$221.2 million to distribute the Local Fiscal Recovery Fund payment to nonentitlement units within Iowa. Nonentitlement units are cities with less than 50,000 in population. The IDR has expended the balance of the funds.

Department of Transportation

- **Commercial Aviation Airports:** The Governor has transferred \$28.0 million to the DOT for projects on commercial aviation airports. The total cost of the program was announced at \$100.0 million. There are currently eight commercial aviation airports, which are located in Burlington, Cedar Rapids, Des Moines, Dubuque, Fort Dodge, Mason City, Sioux City, and Waterloo. Commercial airports may apply for funding based on a formula, with 10.0% split evenly between the eight commercial service airports in Iowa, and the additional amount allocated based on 2019 passenger enplanements. The DOT has expended \$13.9 million, and there is a balance of \$14.1 million remaining.

Department of Veterans Affairs

- **Veterans Trust Fund Supplemental Grant:** The Governor has transferred \$248,000. The program was intended to clear the backlog of Veterans Trust Fund applications approved by the State Commission on Veterans Affairs or received by the Department of Veterans Affairs from counties as of November 3, 2022. Applications submitted by veterans prior to March 3, 2021, are not eligible for this program. The Department of Veterans Affairs has expended \$265,000. This expense exceeds transfers by \$17,000, but additional funds are expected to be transferred in the future.

Department of Workforce Development (IWD)

- **Unemployment Insurance Trust Fund:** The Governor has transferred \$237.5 million to support the Unemployment Insurance Trust Fund and reduce the pandemic's impact on employers. The IWD has expended the balance of the funds.
- **IowaWORKS Program Promotion:** The Governor has transferred \$601,000 to promote the IowaWorks.gov website, which is the central location for Iowans looking for employment. With job vacancies at an all-time high, this marketing campaign has helped promote opportunities that are being offered by employers across the State of Iowa. The IWD has expended the balance of the funds.
- **Reemployment Case Management System:** The Governor has transferred \$4.1 million to support expanded Reemployment Services and Eligibility Assessment (RESEA) interviews and work search audits, reducing unemployment time for those on unemployment benefits through individualized reemployment plans. The IWD has expended \$3.8 million, and there is a balance of \$372,000 remaining.
- **Child Care Challenge:** The Governor has transferred \$6.7 million to create new child care slots across the State to help communities improve their child care options and bolster opportunities for Iowans to reenter the workforce. The IWD has expended the balance of the funds.
- **Summer Youth Internship Projects:** The Governor has transferred \$1.4 million to provide internship opportunities in high-demand fields to youth with barriers to employment and/or who are at risk of not graduating. The IWD has expended \$1.3 million, and there is a balance of \$129,000 remaining.
- **Labor Market Information:** The Governor has transferred \$235,000 for projects to enhance the State's ability to provide detailed labor market data to stakeholders to build a stronger, more skilled workforce. The IWD has expended \$280,000. This expense exceeds transfers by \$45,000, but additional funds are expected to be transferred in the future.
- **Child Care Challenge Business Incentive:** The Governor has transferred \$244,000. This Program is intended to help employers offer or expand child care options as a benefit to their employees. Funds awarded will support local infrastructure investments to build or expand child care capacity or to support arrangements between employers and child care facilities to expand and reserve child care slots. The IWD has expended the balance of the funds.
- **Health Careers Registered Apprenticeship:** The Governor has transferred \$687,000. The Program will support community efforts to establish new or expand on existing registered apprenticeship programs for health care careers for high school students. The program will be an

alternative pathway to health education with an added opportunity to earn and learn, including one-to-one mentoring during on-the-job training. Supplemental assistance will be provided to acquire simulation software and hardware to further enhance apprentices' educational and practical experience and readiness for the field. The IWD has expended the balance of the funds.

- **Work-Based Learning Professional Profiling System:** The Governor has transferred \$854,000. The project will provide an application and platform for tracking apprenticeship credentials and sharing them with employers. This will create a more efficient way for prospective employers to assess the qualifications of candidates and a simple method for prospective employees to make their qualifications and background known to employers who are looking for workers. The IWD has expended \$864,000. This expense exceeds transfers by \$10,000, but additional funds are expected to be transferred in the future
- **Teacher and Paraeducator Registered Apprenticeship:** The Governor has transferred \$3.4 million. The Program is intended to provide opportunities for current high school students and adults to earn a paraeducator certificate and associate degree and for paraeducators to earn their bachelor's degree while learning and working in the classroom. The IWD has expended \$3.7 million. This expense exceeds transfers by \$233,000, but additional funds are expected to be transferred in the future.
- **Iowa Language Learners Job Training Program:** The Governor has transferred \$72,000. The Program will make funds available to encourage and enable businesses and employer consortiums to provide onsite language learning opportunities to reduce language barriers within the workplace. The IWD has expended \$79,000. This expense exceeds transfers by \$6,900, but additional funds are expected to be transferred in the future.
- **Entry-Level Driver Training Program:** The Governor has transferred \$111,000. This funding is intended to reimburse employers and nonprofits that provide Entry-Level Driver Training (ELDT). The IWD has expended \$128,000. This expense exceeds transfers by \$17,000, but additional funds are expected to be transferred in the future.
- **Home Base Iowa Portal:** The Governor has transferred \$155,000 to improve job resources and data collection through the IowaWORKS platform related to veterans employed through Home Base Iowa. The IWD has expended the balance of the funds.

Coronavirus Capitals Fund. The Coronavirus Capitals Fund is another source of federal funding under the discretion of the Governor. The funding for this program will total \$152.2 million. These funds will be allocated for broadband expansion in Iowa. As of December 29, 2023, \$233,000 has been transferred to the Broadband Fund and the OCIO is reporting \$233,000 in expenses. Additional transfers to the Broadband Fund are expected.

Reporting Requirements. On June 17, 2021, the U.S. Department of the Treasury released [Compliance and Reporting Guidance](#) for the State and Local Federal Recovery Funds, which required the State to submit an Interim Report and a Recovery Plan Performance Report to the federal government by August 31, 2021.


In addition to the requirement to submit the reports to the federal government, 2021 Iowa Acts, [House File 895](#) (FY 2022 and FY 2023 Federal Block Grant Appropriations Act), requires that whenever the DOM is required to report to the U.S. Department of the Treasury on the State and Local Federal Recovery Funds, the DOM is also required to submit the same information to the LSA. The most recent [report](#) issued by the DOM is available online.

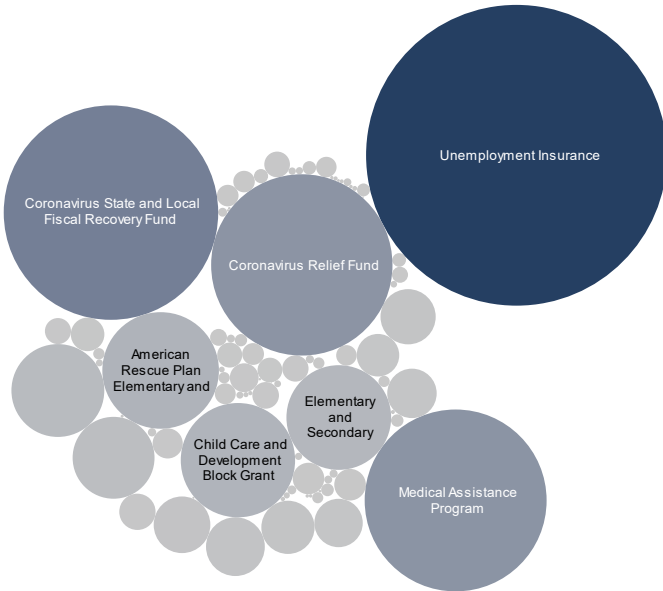
Dashboard: Federal COVID-19 Relief — Awards and Expenditures. The Fiscal Services Division of the LSA has published an interactive Tableau dashboard that displays details regarding federally provided COVID-19 relief. The dashboard details statewide awards and expenses at the program level. The dashboard is available at: legis.iowa.gov/publications/covid19Relief.

Federal COVID-19 Relief Awards
Iowa Legislative Services Agency || Source: Iowa Department of Management

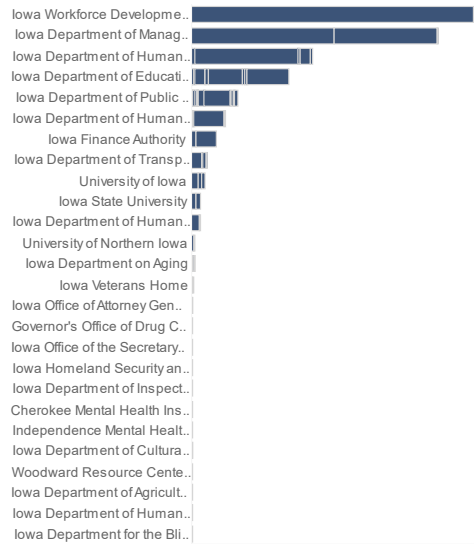
\$11.055B Total Reported Awards

87 Federal Programs Reported

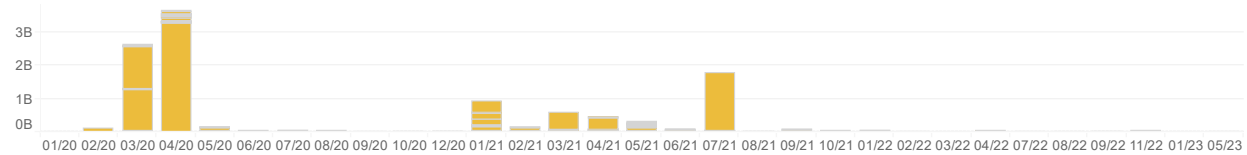
About this dashboard
Click the icon on/off 



Awards by Department



Awards by Month (as of 12/29/2023)



The data displayed in this dashboard is provided by the DOM and is updated weekly. The dashboard allows users to review detailed information regarding awarded and expended funds. Additional details may be available upon request.

Additional Information. The DOM and DAS have established a process for tracking expenditures of federal funds that State agencies have received for costs associated with the COVID-19 pandemic. The expenditure data is available at: data.iowa.gov.

The LSA will continue to analyze the estimated funding allocations to Iowa and will provide future updates as more information becomes available. For more information about awards, allocations, or expenditures, please contact the LSA.

LSA Staff Contacts: Evan Johnson (515.281.6301) evan.johnson@legis.iowa.gov
Adam Broich (515.281.8223) adam.broich@legis.iowa.gov

Appendix – Federal Awards by Department and Program

Source: data.iowa.gov || Updated Through December 29, 2023

Department	Federal Program	Awards	Expenses	Available Funds
Aging	Elder Abuse Prevention Interventions Program	\$38,952	(\$38,250)	\$702
	National Family Caregiver Support, Title III, Part E	\$2,412,567	(\$2,089,767)	\$322,800
	Special Programs for the Aging, Title III, Part B, Grants for Supportive Services and Senior Centers	\$6,903,516	(\$6,032,401)	\$871,115
	Special Programs for the Aging, Title III, Part C, Nutrition Services	\$15,957,362	(\$14,767,505)	\$1,189,857
	Special Programs for the Aging, Title III, Part D, Disease Prevention and Health Promotion Services	\$426,326	(\$331,206)	\$95,120
	Special Programs for the Aging, Title IV, and Title II, Discretionary Projects	\$692,290	(\$677,983)	\$14,307
	Special Programs for the Aging, Title VII, Chapter 2, Long-Term Care Ombudsman Services for Older Individuals	\$292,850	(\$226,887)	\$65,963
	Total	\$26,723,863	(\$24,163,999)	\$2,559,864
Agriculture and Land Stewardship	Plant and Animal Disease, Pest Control, and Animal Care	\$266,176	(\$237,992)	\$28,184
	Total	\$266,176	(\$237,992)	\$28,184
Blind	Randolph-Sheppard – Financial Relief and Restoration Payments	\$203,966	(\$203,966)	\$0
	Total	\$203,966	(\$203,966)	\$0
Cultural Affairs	Promotion of the Humanities Division of Preservation and Access	\$465,700	(\$465,700)	\$0
	Promotion of the Humanities Federal/State Partnership	\$442,700	(\$442,700)	\$0
	Total	\$908,400	(\$908,400)	\$0
Drug Control Policy	Coronavirus Emergency Supplemental Funding Program	\$5,754,321	(\$5,781,132)	(\$26,811)
	Total	\$5,754,321	(\$5,781,132)	(\$26,811)
Education	American Rescue Plan Elementary and Secondary School Emergency Relief	\$516,344,144	(\$564,184,355)	(\$47,840,211)
	American Rescue Plan Elementary and Secondary School Emergency Relief – Homeless Children and Youth (ARP-HCY)	\$1,268,374	(\$2,108,971)	(\$840,597)
	American Rescue Plan Emergency Assistance to Non-Public Schools	\$23,744,042	(\$13,358,144)	\$10,385,898
	Child and Adult Care Food Program	\$1,862,614	(\$1,683,903)	\$178,711
	Coronavirus Response and Relief Supplemental Appropriations Emergency Assistance for Non-Public Schools	\$26,271,345	(\$26,271,345)	\$0

Appendix – Federal Awards by Department and Program

Source: data.iowa.gov || Updated Through December 29, 2023

Department	Federal Program	Awards	Expenses	Available Funds
Education	Elementary and Secondary School Emergency Relief Fund	\$416,489,855	(\$415,930,352)	\$559,503
	Governor's Emergency Relief Fund	\$37,783,389	(\$35,807,023)	\$1,976,366
	Grants to States	\$2,974,383	(\$2,581,572)	\$392,811
	National School Lunch Program	\$115,772,703	(\$145,100,039)	(\$29,327,336)
	Pandemic EBT Administrative Costs	\$204,482	(\$203,868)	\$614
	Rethink K12 Education Models Grants	\$17,681,016	(\$9,790,540)	\$7,890,476
	Special Education - Grants for Infants and Families	\$1,962,406	(\$2,203,609)	(\$241,203)
	Special Education Grants to States	\$25,016,861	(\$25,016,861)	\$0
	Special Education Preschool Grants	\$2,032,917	(\$2,032,917)	\$0
	Supply Chain Resiliency: Farm to School State Agency Formula Grant	\$892,116	(\$74,892)	\$817,224
Total		\$1,190,300,647	(\$1,246,348,391)	(\$56,047,744)
Homeland Security and Emer. Mgmt.	Emergency Performance Management Grant	\$2,640,448	(\$2,487,008)	\$153,440
	Total	\$2,640,448	(\$2,487,008)	\$153,440
Human Rights	Community Services Block Grant	\$10,821,398	(\$10,813,390)	\$8,008
	Low-Income Home Energy Assistance	\$92,842,993	(\$93,518,305)	(\$675,312)
	Total	\$103,664,391	(\$104,331,696)	(\$667,305)
Human Services	Adoption Assistance	\$16,552,708	(\$16,552,708)	\$0
	Block Grants for Community Mental Health Services	\$18,067,154	(\$9,846,349)	\$8,220,805
	Chafee Education and Training Vouchers Program (ETV)	\$697,415	(\$697,415)	\$0
	Child Abuse and Neglect State Grants	\$985,790	(\$734,300)	\$251,490
	Child Care and Development Block Grant	\$496,585,094	(\$380,309,430)	\$116,275,664
	Children's Health Insurance Program	\$34,434,859	(\$34,434,859)	\$0

Appendix – Federal Awards by Department and Program

Source: data.iowa.gov || Updated Through December 29, 2023

Department	Federal Program	Awards	Expenses	Available Funds
Human Services	Community-Based Child Abuse Prevention Grants	\$2,424,305	(\$55,000)	\$2,369,305
	Developmental Disabilities Basic Support and Advocacy Grants	\$36,536	(\$25,990)	\$10,546
	Elder Abuse Prevention Interventions Program	\$1,696,036	(\$1,693,399)	\$2,637
	Emergency Food Assistance Program (Administrative Costs)	\$2,492,473	(\$2,492,473)	\$0
	Foster Care Title IV-E	\$1,958,252	(\$1,958,252)	\$0
	Guardianship Assistance	\$747,333	(\$747,333)	\$0
	John H. Chafee Foster Care Program for Successful Transition to Adulthood	\$4,798,212	(\$3,615,176)	\$1,183,036
	MaryLee Allen Promoting Safe and Stable Families Program	\$610,050	(\$161,403)	\$448,647
	Medical Assistance Program	\$1,257,493,348	(\$1,257,493,348)	\$0
	Money Follows the Person Rebalancing Demonstration	\$37,918,155	(\$37,918,155)	\$0
	Pandemic EBT Administrative Costs	\$5,888,500	(\$7,452,374)	(\$1,563,874)
	Provider Relief Fund	\$4,525,988	(\$4,379,825)	\$146,163
	Refugee and Entrant Assistance State/Replacement Designee Administered Programs	\$264,134	(\$264,134)	\$1
	State Administrative Matching Grants for the Supplemental Nutrition Assistance Program	\$594,192	(\$594,192)	\$0
	Stephanie Tubbs Jones Child Welfare Services Program	\$476,722	(\$476,722)	\$0
Temporary Assistance for Needy Families	\$6,333,899	(\$6,425,737)	(\$91,839)	
Total	\$1,895,581,155	(\$1,768,328,575)	\$127,252,580	
Inspections and Appeals	State Survey and Certification of Health Care Providers and Suppliers (Title XVIII) Medicare	\$2,277,832	(\$706,820)	\$1,571,012
	Total	\$2,277,832	(\$706,820)	\$1,571,012
Iowa Finance Authority	Emergency Rental Assistance Program	\$254,716,328	(\$84,033,206)	\$170,683,123
	Homeowner Assistance Fund	\$50,000,000	(\$21,146,552)	\$28,853,448
	Total	\$304,716,328	(\$105,179,758)	\$199,536,570

Appendix – Federal Awards by Department and Program

Source: data.iowa.gov || Updated Through December 29, 2023

Department	Federal Program	Awards	Expenses	Available Funds
Justice	Family Violence Prevention and Services/Domestic Violence Shelter and Supportive Services	\$4,894,484	(\$2,340,078)	\$2,554,406
	Family Violence Prevention and Services/Sexual Assault/Rape Crisis Services and Supports	\$1,803,338	(\$926,832)	\$876,506
	Total	\$6,697,822	(\$3,266,910)	\$3,430,912
Management	Child Care and Development Block Grant	\$0	(\$5,881,444)	(\$5,881,444)
	Total	\$0	(\$5,881,444)	(\$5,881,444)
Public Health	Activities to Support State, Tribal, Local and Territorial (STLT) Health Department Response to Public Health or Healthcare Crises	\$31,646,110	(\$22,627,190)	\$9,018,920
	Behavioral Risk Factor Surveillance System	\$19,479	(\$19,479)	\$0
	Block Grants for Prevention and Treatment of Substance Abuse	\$23,239,115	(\$14,235,383)	\$9,003,732
	CDC's Collaboration with Academia to Strengthen Public Health	\$26,958,149	(\$482,133)	\$26,476,016
	Emergency Grants to Address Mental and Substance Use Disorders During COVID-19	\$4,859,647	(\$3,186,880)	\$1,672,767
	Epidemiology and Laboratory Capacity for Infectious Diseases (ELC)	\$327,570,183	(\$144,056,283)	\$183,513,900
	Grants to States for Loan Repayment	\$1,425,169	(\$682,001)	\$743,168
	HIV Care Formula Grants	\$173,500	(\$173,500)	\$0
	Immunization Cooperative Agreements	\$68,753,135	(\$31,193,566)	\$37,559,569
	Maternal, Infant, and Early Childhood Home Visiting Program	\$5,862,138	(\$2,915,229)	\$2,946,909
	National Bioterrorism Hospital Preparedness Program	\$2,464,248	(\$2,158,263)	\$305,985
	National Center for Injury Prevention and Control	\$33,588	(\$33,588)	\$0
	Preventive Health Services: Sexually Transmitted Diseases Control Grants	\$4,672,767	(\$3,652,337)	\$1,020,430
	Public Health Emergency Response: Cooperative Agreement for Emergency Response: Public Health Crisis Response	\$25,800,617	(\$13,753,382)	\$12,047,235
	Public Health Training Centers Program	\$3,000,000	(\$685,920)	\$2,314,080
Rural Health Research Centers	\$17,569,568	(\$15,210,299)	\$2,359,269	
Small Rural Hospital Improvement Grant Program	\$7,588,530	(\$7,277,182)	\$311,348	

Appendix – Federal Awards by Department and Program

Source: data.iowa.gov || Updated Through December 29, 2023

Department	Federal Program	Awards	Expenses	Available Funds
Public Health	Traumatic Brain Injury State Demonstration Grant Program	\$86,400	(\$14,611)	\$71,789
	WIC Special Supplemental Nutrition Program for Women, Infants, and Children	\$9,778,952	(\$6,028,063)	\$3,750,889
	Total	\$561,501,295	(\$268,385,290)	\$293,116,005
Regents	Higher Education Emergency Relief Fund	\$107,569,348	(\$107,569,348)	\$0
	Higher Education Emergency Relief Fund II	\$131,249,902	(\$131,249,902)	\$0
	Provider Relief Fund	\$79,531,217	(\$79,531,217)	\$0
	Total	\$318,350,467	(\$318,350,467)	\$0
Secretary of State	2018 HAVA Election Security Grants	\$4,870,694	(\$4,870,694)	\$0
	Total	\$4,870,694	(\$4,870,694)	\$0
Transportation	Enhanced Mobility of Seniors and Individuals with Disabilities	\$349,811	(\$313,888)	\$35,923
	Federal Transit Formula Grants	\$42,820,959	(\$39,957,656)	\$2,863,303
	Formula Grants for Rural Areas and Tribal Transit Program	\$16,000,554	(\$14,317,878)	\$1,682,676
	Highway Planning and Construction	\$121,866,016	(\$123,222,550)	(\$1,356,534)
	Total	\$181,037,340	(\$177,811,972)	\$3,225,368
Veterans Affairs	Provider Relief Fund	\$4,847,353	(\$4,847,353)	\$0
	Veterans State Nursing Home Care	\$7,092,601	(\$7,092,601)	\$0
	Total	\$11,939,954	(\$11,939,955)	\$0
Workforce Development	Child Care and Development Block Grant	\$0	(\$33,109,243)	(\$33,109,243)
	Unemployment Insurance	\$3,438,693,947	(\$2,992,633,088)	\$446,060,859
	WIOA National Dislocated Worker Grants / WIA National Emergency Grants	\$1,665,000	(\$977,610)	\$687,390
	Total	\$3,440,358,947	(\$3,026,719,940)	\$413,639,007
Total	\$8,057,794,047	(\$7,075,904,408)	\$981,889,639	

A **Fiscal Research Brief** (FRB) is an in-depth, informational report on a program or issue in State or local government which is prepared by Legislative Services Agency (LSA) staff. Fiscal research briefs can be found at the following link: www.legis.iowa.gov/publications/fiscal/fiscalResearchBriefs.

The following **Fiscal Research Briefs** were published and both relate to the Justice System Appropriations Subcommittee. The **Fiscal Research Brief Prison Population and Capacity** provides an analysis of Iowa’s prison capacity and population over the last decade. Included is information on the costs of Iowa’s prison system, changes in Iowa’s prison capacity and population, information on the COVID-19 pandemic’s effect on the prison population, and a comparison to the prison population in other states. The **Fiscal Research Brief State Public Defender Contract Attorneys** provides an analysis of private attorneys accepting indigent defense appointments in Iowa. Included is an overview of Iowa’s indigent defense system and funding information related to indigent defense.



Fiscal Services Division

December 19, 2022

Inside This Fiscal Research Brief

Summary

This *Fiscal Research Brief* provides an analysis of Iowa’s prison capacity and population over the last decade. Included is information on the costs of Iowa’s prison system, changes in Iowa’s prison capacity and population, information on the COVID-19 pandemic’s effect on the prison population, and a comparison to the prison population in other states.

Affected Agencies

Department of Corrections
Board of Parole

Iowa Code Authority

Iowa Code chapters [901B](#), [904](#), [904A](#), [905](#), [906](#), [907](#), [908](#)

Prepared by:

Isabel Waller
Iowa Legislative Services Agency
State Capitol
Des Moines, Iowa 50319
515.281.6561
isabel.waller@legis.iowa.gov

Prison Population and Capacity

Table of Contents

Background.....p.2
Costs of the Iowa Prison System.....p.2
Current Issue.....p.3
Impact of the COVID-19 Pandemic.....p.6
Current Situation and Future.....p.9
Other States.....p.11
Summary.....p.14

Graphics Table of Contents

Iowa Prison System Data.....p.2
Average Daily Cost Per Inmate, FY 2012 to FY 2021p.3
State Institutions.....p.4
Prison Population and Capacity, FY 2012 to FY 2022.....p.5
Correctional Officer Staffing Levels vs. Prison Population, 2015 to 2021p.6
Monthly Prison Population, FY 2020 to FY 2022p.7
Prison Admissions and Releases, FY 2020 to FY 2022.....p.9
Recidivism Rates, FY 2012 to FY 2022...p.10
Prison Population of Iowa and Surrounding States, CY 2011 to CY 2020.....p.11
Imprisonment Rates of Iowa and Surrounding States, CY 2011 to CY 2020.....p.12
U.S. Prison Population, CY 2011 to CY 2020.....p.13
Change in Prison Population, February 2020 to February 2021.....p.14

Background

Iowa has nine adult correctional institutions (also referred to as State prisons), which are responsible for incarcerating offenders sentenced to the custody and control of the Department of Corrections (DOC). These institutions include: the Anamosa State Penitentiary (ASP), the Clarinda Correctional Facility (CCF), the Fort Dodge Correctional Facility (FDCF), the Iowa Correctional Institution for Women (ICIW) at Mitchellville, the Iowa Medical and Classification Center (IMCC) at Oakdale, the Iowa State Penitentiary (ISP) at Fort Madison, the Mount Pleasant Correctional Facility (MPCF), the Newton Correctional Facility (NCF), and the North Central Correctional Facility (NCCF) at Rockwell City. These institutions house male and female offenders across the State in various security levels, with the IMCC being the intake facility for males and the ICIW being the intake facility for females.

Costs of the Iowa Prison System

The operating costs of the State institutions are 99.90% funded from the State General Fund. **Figure 1** provides information on State appropriations to the Iowa prison system, full-time equivalent (FTE) positions, total prison population, prison capacity, and prison population as a percentage of capacity from FY 2012 to FY 2022.

Figure 1 — Iowa Prison System Data

	FY 2012	FY 2013	FY 2014	FY 2015	FY 2016	FY 2017	FY 2018	FY 2019	FY 2020	FY 2021	FY 2022
Prison System Appropriations*	\$263.3 million	\$268.6 million	\$273.1 million	\$276.9 million	\$279.0 million	\$274.3 million	\$272.2 million	\$277.6 million	\$281.4 million	\$281.4 million	\$289.5 million
FTE Positions**	2,579.80	2,556.69	2,576.01	2,573.82	2,539.41	2,442.98	2,305.77	2,370.71	2,421.81	2,363.82	2,589.58
Fiscal Year End Prison Population	8,333	8,074	8,117	8,217	8,207	8,372	8,419	8,473	7,569	7,744	8,434
Capacity	7,209	7,209	7,428	7,276	7,322	7,288	7,305	6,933	6,933	6,933	6,990
Population as a Percent of Capacity	115.59%	112.00%	109.28%	112.93%	112.09%	114.87%	115.25%	122.21%	109.17%	111.70%	120.66%

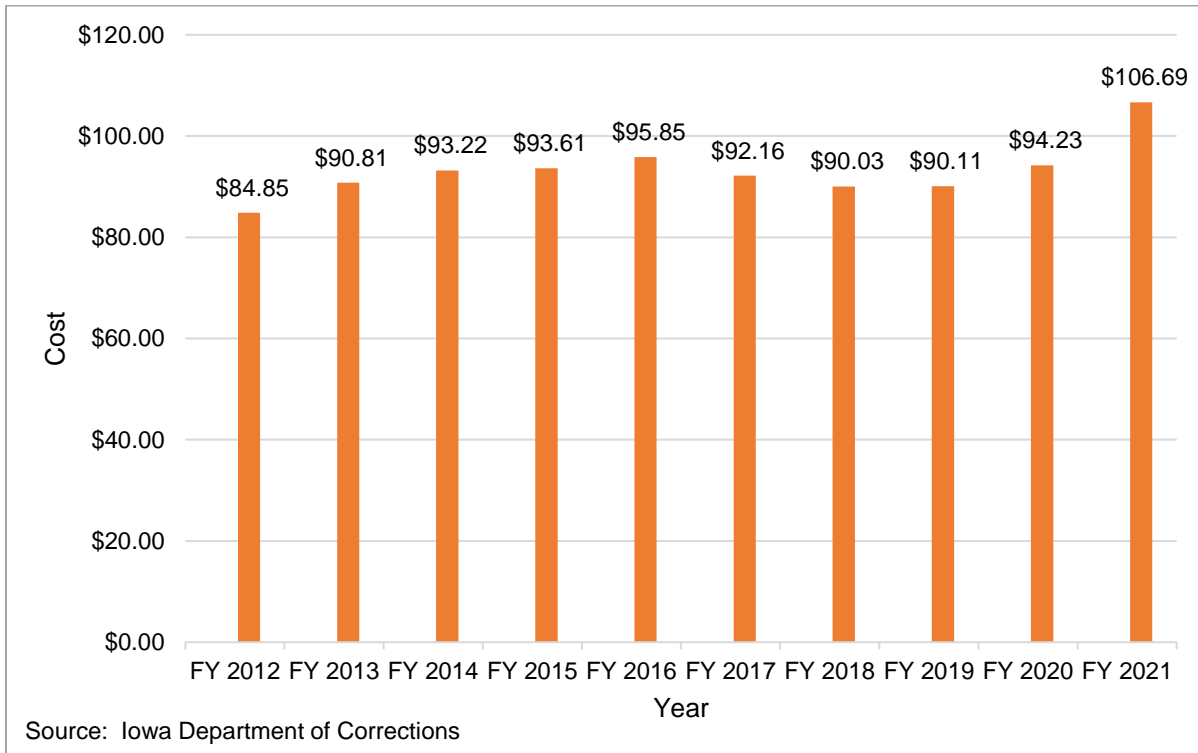
* Includes only General Fund appropriations to the DOC for the State prisons.
 ** Includes only FTE positions for the State prisons.
 Source: Iowa Department of Corrections

As shown in **Figure 1**, State appropriations to the DOC for the prisons increased by \$26,191,640 from FY 2012 to FY 2022, which is a 9.95% increase. During this time period, appropriations for the prisons increased seven of the years, decreased two of the years, and remained the same for one year. The biggest increase occurred from FY 2021 to FY 2022, when appropriations for the prisons increased by \$8,075,310. Additionally, from FY 2012 to FY 2022, the number of FTE positions for the State prisons increased by 9.78 FTE positions.

A significant factor in the cost of the prison system is the cost to the DOC for each individual who is incarcerated. **Figure 2** shows the average daily cost per inmate from FY 2012 to FY 2021. Fiscal year 2022 cost information is not yet available. During this time period, the lowest average daily cost per inmate occurred in FY 2012 at \$84.85. The highest average daily cost was \$106.69 and occurred in FY 2021 during the COVID-19 pandemic. According to the DOC, this FY 2021 increase in average

cost per inmate was partially due to the decreased prison population at the time. The budgets of the institutions include various fixed costs, such as the costs of maintaining the physical buildings. As prison population decreases, these fixed costs are spread out amongst a smaller number of individuals, which increases the average cost per inmate. The increase in average cost per inmate during the pandemic was also due to additional expenses incurred as a result of the pandemic, including food, medical supplies, and overtime.

Figure 2 — Average Daily Cost Per Inmate, FY 2012 to FY 2021



Current Issue

Each State institution has a capacity, which is the intended population based on security type and planning designs when the institution was built. An institution’s capacity also factors in physical modifications since the institution was built as well as staffing availability. Iowa’s institutions regularly operate above capacity. Operating at high levels of overcapacity creates issues both with housing individuals and with directly supervising individuals in the institutions. Further, according to a [report](#) by CGL Companies, with which the DOC contracted in 2021, operating over capacity “...exacerbates existing operational challenges in security, offender management, and service delivery, while placing significant additional pressure on custody staff. The additional workload and heightened tension created by crowding is a major factor in the Department’s current staff recruitment and retention issues.”

Figure 3 provides information on each of the nine institutions, including security level, capacity, population, and population as a percentage of capacity.

Figure 3 — State Institutions

Institution	Security Level	Capacity	FY 2022 Population*	Population as a Percent of Capacity
Anamosa (ASP)	Medium/Maximum	908	945	104.07%
Clarinda (CCF)	Medium	750	1,050	140.00%
Fort Dodge (FDCF)	Medium	1,162	1,237	106.45%
Mitchellville (ICIW)	Minimum/Medium	774	691	89.28%
Oakdale (IMCC)	Medium	585	901	154.02%
Fort Madison (ISP)	Maximum	612	735	120.10%
Mount Pleasant (MPCF)	Minimum	940	1,143	121.60%
Newton (NCF)	Minimum/Medium	1,014	1,238	122.09%
Rockwell City (NCCF)	Minimum	245	494	201.63%

* Population on June 30, 2022
 Source: Iowa Department of Corrections

The institution with the lowest capacity is the NCCF, with a capacity of 245, and the institution with the highest capacity is the FDCF, with a capacity of 1,162. As displayed in **Figure 3**, eight of the nine institutions were over capacity at the end of FY 2022. The only institution operating below capacity was the ICIW. Six of the institutions were over capacity by more than 20.00%, and one institution was over capacity by more than 100.00%. The NCCF was operating at 201.63% of capacity at the end of FY 2022.

Changes in Prison Population and Capacity

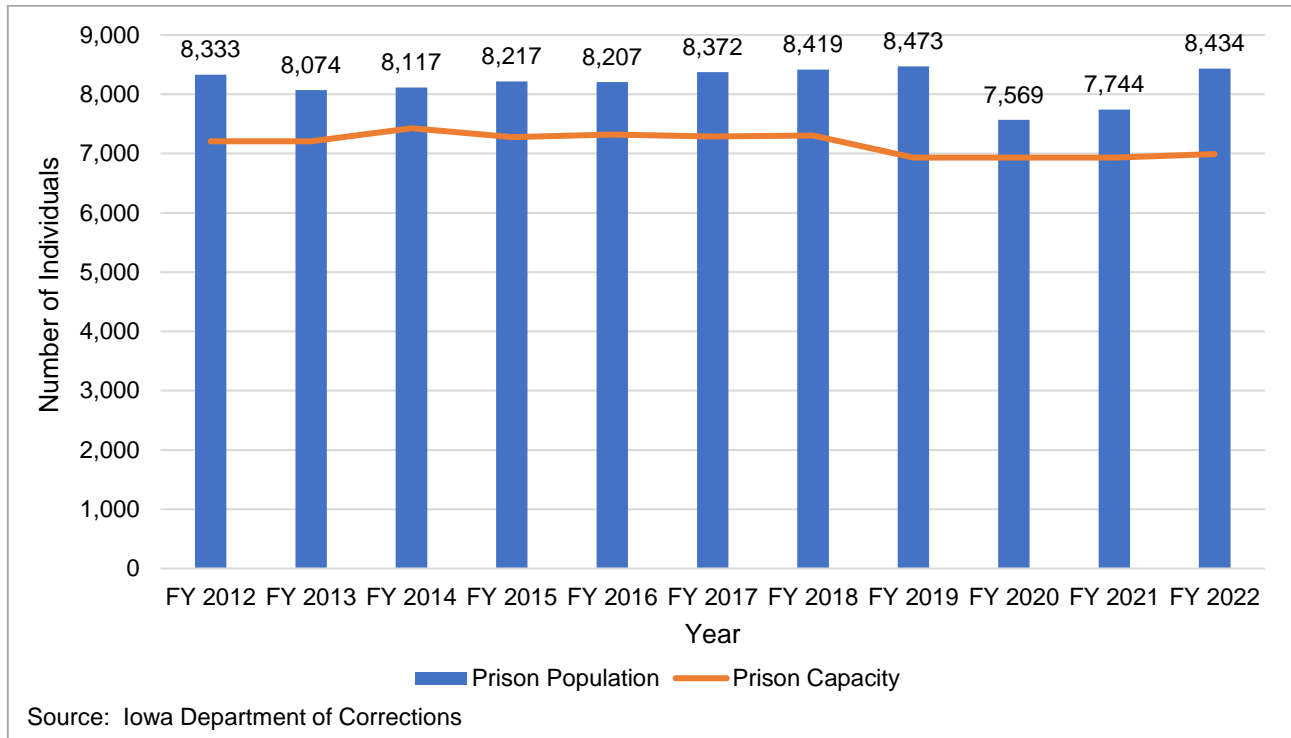
Iowa’s prison population varies over time due to a variety of factors. The three primary factors that affect prison population are:

- The number of prison admissions.
- The length of stay of those who are incarcerated.
- The number of prison releases.

These three factors are the basis of change in prison population over time. However, many other factors can contribute to these primary factors, including legislative changes to the criminal code and criminal procedures, Board of Parole (BOP) decisions and policies, actions of the Judicial Branch, judicial sentencing, parole and probation revocation policies, and individual behavior.

Figure 4 provides a visual representation of the prison population compared to prison capacity across all nine State institutions from FY 2012 to FY 2022.

Figure 4 — Prison Population and Capacity, FY 2012 to FY 2022



The prison population increased from 8,333 at the end of FY 2012 to 8,434 at the end of FY 2022, which is an increase of 101 incarcerated individuals. During this same time, total capacity decreased by 219 individuals. Total prison population largely trended upward from FY 2013 to FY 2019, with FY 2019 having the highest prison population in this analysis. Fiscal Year 2020 had the lowest prison population at the end of the fiscal year during this time, but the prison population dropped below this number in FY 2021. Prison population stayed at a lower level in FY 2021, but in FY 2022, it increased by 690 individuals and was at a similar level as the prison population in FY 2019.

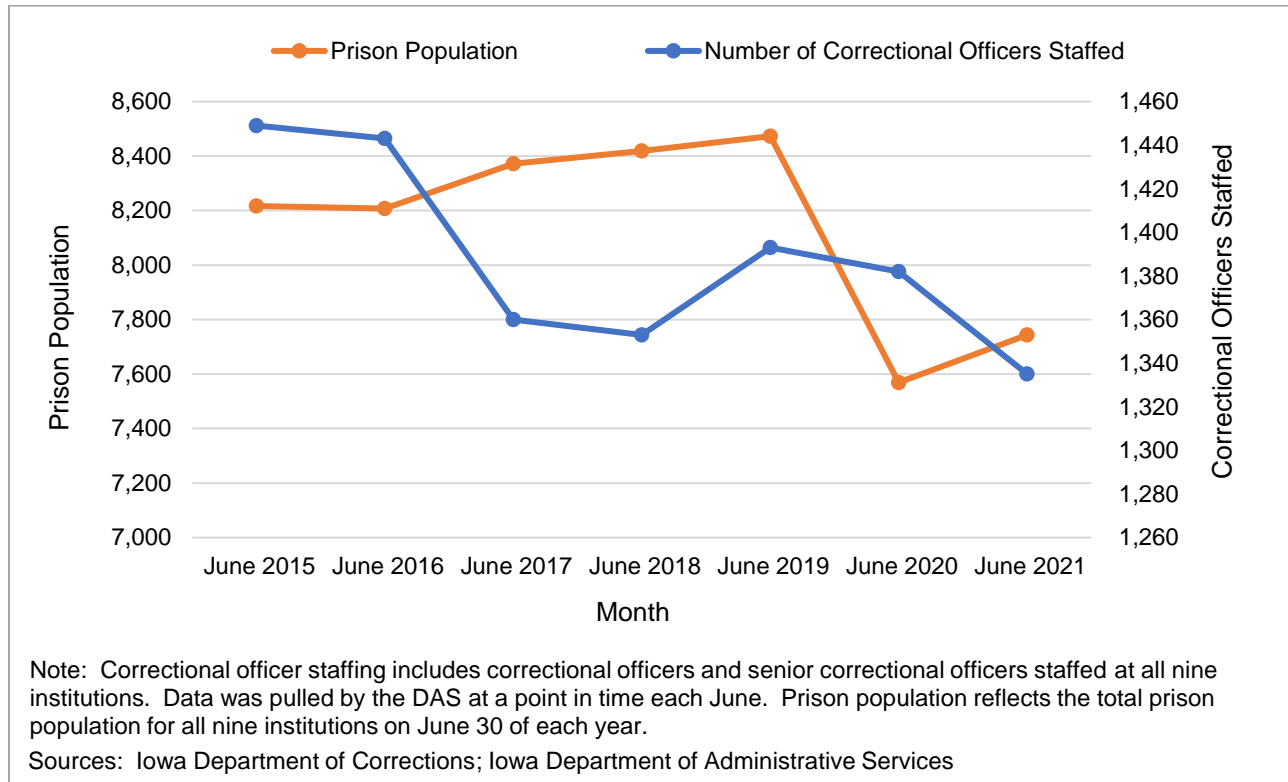
The changes in capacity from FY 2012 to FY 2022 are largely to due to the openings, closings, and renovations of various facilities and units. The ICIW underwent a complete renovation, which led to an increase in capacity at that facility starting in CY 2014. In FY 2014, the women’s unit at the MPCF closed. In August 2015, the old ISP facility closed and the new ISP facility opened. Around this time, Farm 3 with minimum live-out at the ISP closed. In response to FY 2017 deappropriations, the DOC closed the John Bennett Unit at the ISP, the Luster Heights Camp, and the Clarinda Lodge.

Iowa prisons were consistently operating above capacity from FY 2012 to FY 2022, including during the COVID-19 pandemic when the population was significantly reduced. During every year represented on **Figure 4** above, the DOC institutions operated above capacity. For nine of these years, the institutions were more than 10.00% over capacity, and for two of those years, the institutions were more than 20.00% over capacity. The institutions operated the highest over capacity in FY 2019, at which time they were 22.21% over capacity. Fiscal Year 2020 had the lowest year-end overcapacity rate, at which time the institutions were 9.17% over capacity.

One factor related to prison population and capacity is the correctional officer staffing level of the institutions. **Figure 5** shows the correctional officer staffing levels from 2015 to 2021, along with

prison population during this time.¹ The level to which the prisons are over capacity can have a stronger effect on the DOC when the staffing level of correctional officers is lower. Additionally, a lower correctional officer-to-offender ratio adds strain to the institutions in a similar way to high overcapacity rates. If the DOC’s overcapacity rate is at levels previously reported but staffing levels are lower, this overcapacity rate affects the DOC more. As shown in **Figure 5**, from June 2016 to June 2018, staffing levels trended downward while prison population trended upward. This also occurred from June 2020 to June 2021.

Figure 5 — Correctional Officer Staffing Levels vs. Prison Population, 2015 to 2021



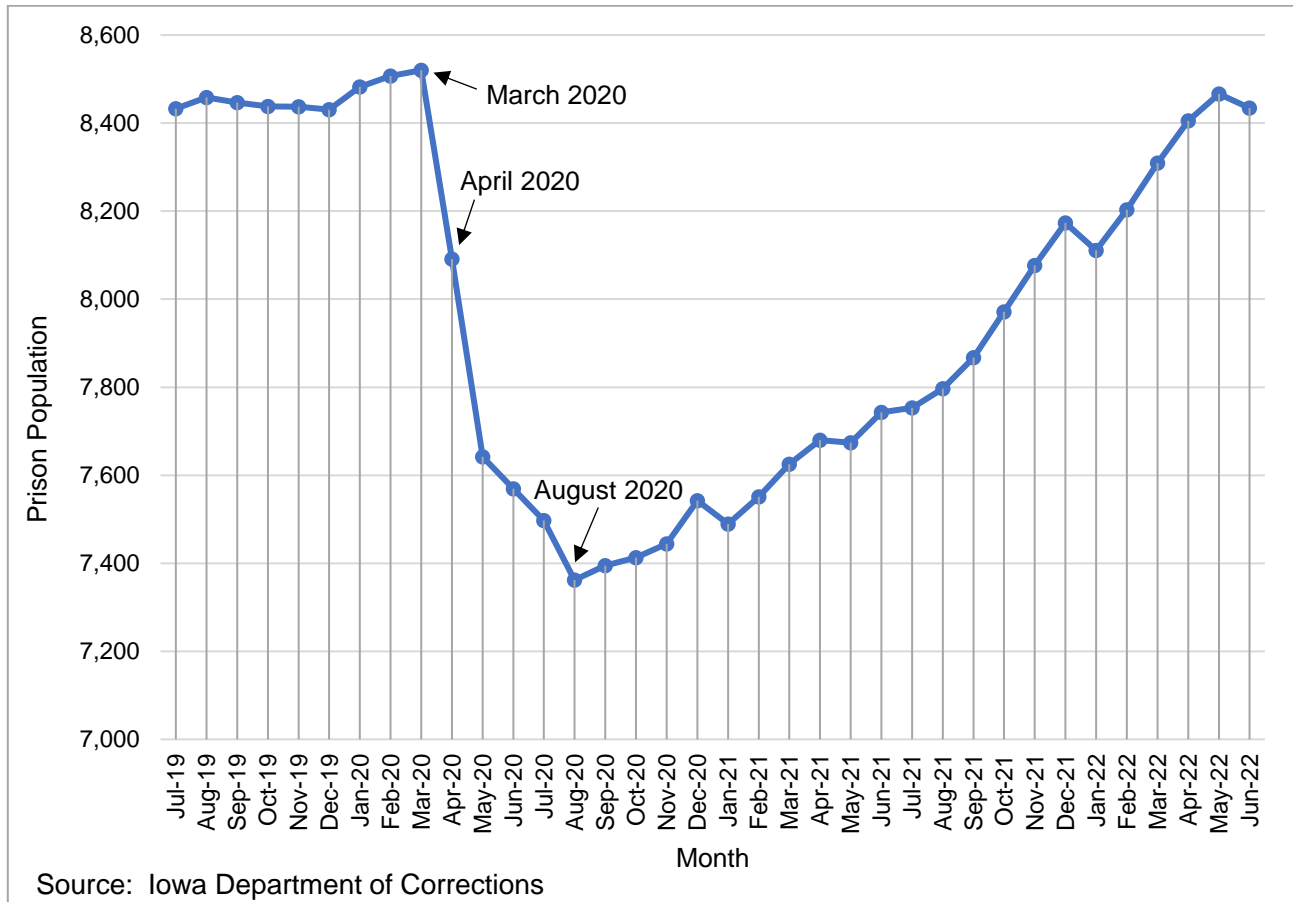
Impact of the COVID-19 Pandemic

The COVID-19 pandemic significantly affected prison population, with the number of individuals incarcerated dropping to the lowest levels reported during the period of FY 2012 to FY 2022. In general, there are not usually large differences in prison population from year to year, so the large decrease that occurred in FY 2020 and FY 2021 during the pandemic is notable.

Figure 6 shows Iowa’s total prison population monthly from July 2019 to June 2022. The population for each month reflects the prison population on the last day of the month.

¹ The Department of Administrative Services (DAS) was able to provide data for correctional officer staffing only for the 2015 to 2021 time period.

Figure 6 — Monthly Prison Population, FY 2020 to FY 2022



According to **Figure 6**, the Iowa prison population dropped significantly beginning in April 2020 due to various factors related to the COVID-19 pandemic, including the responsive measures by the DOC and the BOP. The lowest year-end prison population in two decades occurred in FY 2020 with a total of 7,569 incarcerated individuals. The trend of lower prison populations continued throughout the pandemic.

The first factor that contributed to lower prison populations during the COVID-19 pandemic was the collaboration between the DOC, the BOP, and the eight Community-Based Corrections (CBC) districts at the beginning of the pandemic to transition as many incarcerated individuals as possible to community supervision. These efforts at reducing the prison population were largely due to health and safety concerns, especially around the ability to socially distance and to quarantine sick individuals. The goal was for the BOP to process individuals recommended for release by the DOC as quickly as possible to parole or work release while also balancing this process with the need for public safety. Many inmates were released during this time due to this strategy. The strategy employed by the DOC and the BOP included the following:

- The DOC utilized data-based strategies to assist staff in the institutions to identify individuals to recommend to the BOP for release.
- The BOP held double panels to review parole applicants. Each panel consisted of at least three BOP members. The BOP generally has a single panel meet to review individuals, but during this

time, an additional panel met as well. Holding double panels served the purpose of enabling the BOP to review more individuals while also sustaining the quality with which the BOP operates.

- The BOP reviewed all individuals who were due for their annual review as well as all individuals who the DOC recommended to review.
- On multiple occasions, the BOP invited each institution to send the BOP a list of individuals to whom the BOP had previously denied release but whom the DOC believed should be reconsidered.
- The BOP's policy throughout the process was that the BOP would only release individuals whom the BOP would have chosen to release if the pandemic was not happening.

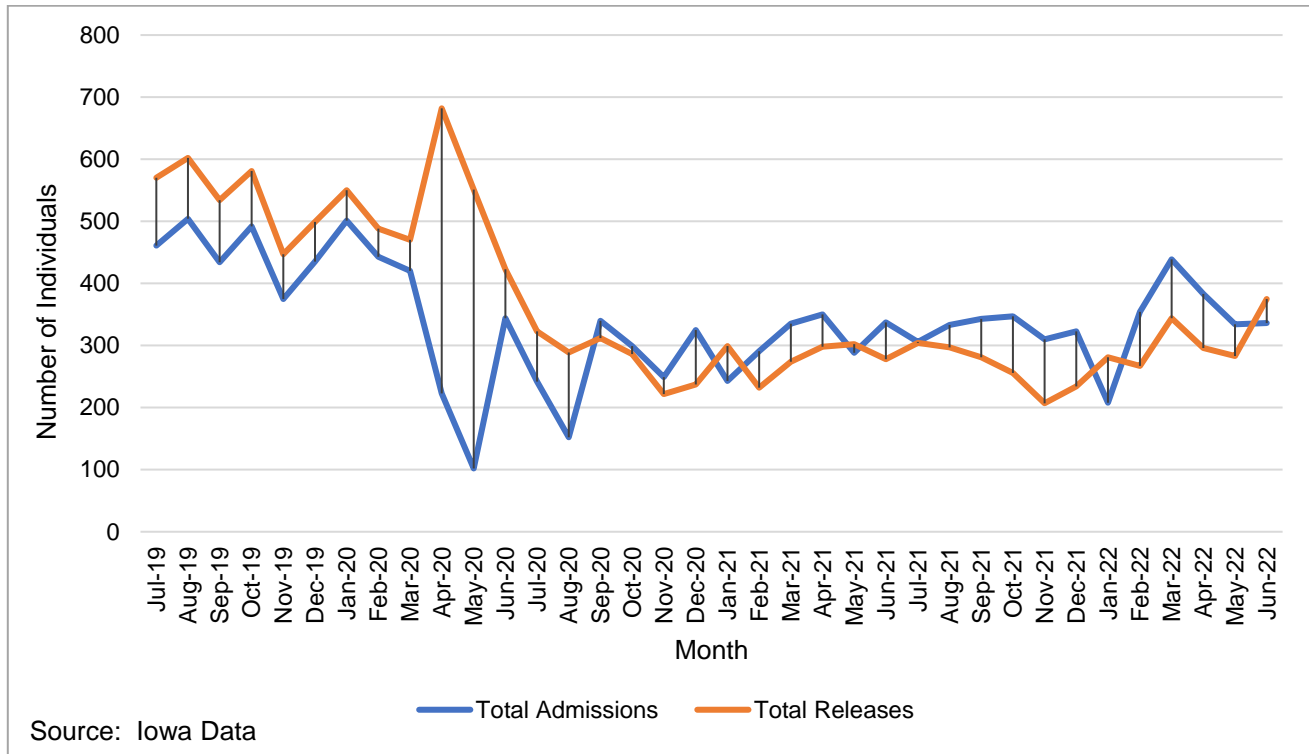
Further, during the pandemic, the DOC altered its revocation guidance to the CBC district departments as part of its strategy to decrease prison admissions. The DOC encouraged the CBC district departments to make the revocation review process more structured and require more layers to revoke parole or probation. The DOC worked with the CBC district departments to reduce technical revocations and returns to prisons while also balancing this effort with public safety.

Another factor in lower prison populations was an increase in the time frame in which inmates were processed into prison from county jails. This increase resulted in higher county jail populations and lower prison populations. The main reason for this increase in processing time is that the Judicial Branch postponed trials for portions of the COVID-19 pandemic, which resulted in more individuals awaiting trial in the county jails. Jury trials were postponed starting in March 2020 until September 2020, and again from November 2020 until February 2021.

This increase in processing time also occurred because the DOC temporarily paused admissions into the institutions from county jails at the beginning of the COVID-19 pandemic. This was done to limit the impact of the significant amount of COVID-19 cases in the county jails at that time. The DOC requested an intake hold from the counties on April 29, 2020, and intakes resumed at the ICIW on May 13, 2020, and at the IMCC on May 26, 2020. During this intake hold, the DOC admitted some individuals who were difficult for county jails to house, but admissions were largely paused. The pause in admissions contributed to higher populations in the county jails and lower populations in the institutions.

The trends in prison population during this time period can be seen through the number of prison admissions and releases, as these two data points directly determine the changes in prison population. **Figure 7** shows prison admissions and releases each month from FY 2020 to FY 2022.

Figure 7 — Prison Admissions and Releases, FY 2020 to FY 2022



The highest number of releases occurred in April 2020 with 682 releases, and the lowest number of admissions occurred in May 2020 with 102 admissions. The biggest difference between releases and admissions occurred in April 2020, when 459 more individuals were released from the institutions than were admitted. Following closely behind is May 2020, when 449 more individuals were released from the institutions than were admitted. These scenarios contributed greatly to the reduced prison population during this time.

Release numbers were lower after the first few months of the pandemic and continued at this lower level. This is largely due to a smaller pool of individuals still in the institutions who were likely to be deemed appropriate for release by the BOP, as a significant number of those individuals were released in the initial months of the pandemic.

There were more releases than admissions through August 2020, when the prison population dropped to its lowest point, as displayed in **Figure 6** on page 7. Since September 2020, most months had more prison admissions than releases, which explains the growing prison population since then. However, prison admissions have mostly stayed at lower levels than were reported in the months before the COVID-19 pandemic mitigation measures started.

Current Situation and Future

Prison population numbers decreased monthly from April 2020 to August 2020. However, as the strategies used to reduce prison population during the beginning of the COVID-19 pandemic lessened and other pandemic-related factors subsided, prison population numbers increased. The BOP is only holding double panels as necessary, the DOC is no longer implementing special release initiatives, jury trials have resumed since February 2021, and the Judicial Branch has started to clear its backlog of cases.

At the end of FY 2021, the prison population had only increased by 175 individuals compared to FY 2020, with pandemic-related factors still having an effect. However, total prison population has now almost returned to pre-pandemic levels. On June 30, 2022, the total prison population was 8,434, which is 20.66% above capacity. This number is consistent with the levels reported in FY 2020 before the COVID-19 pandemic, and only 86 fewer than the high reported in March 2020 (**Figure 6** on page 7). Further, the FY 2022 prison population is greater than the prison populations reported from FY 2012 to FY 2018.

The Division of Criminal and Juvenile Justice Planning (CJJP) of the Department of Human Rights publishes an Iowa Prison Population Forecast each year. The [2021 Iowa Prison Population Forecast](#) projected Iowa’s prison population to be approximately 8,051 on June 30, 2022. The actual total prison population on June 30, 2022, exceeded this projection by 383 individuals, returning to pre-pandemic levels more quickly than expected by the CJJP. In the forecast, the CJJP also projects that the prison population will increase to 9,310 by FY 2031, which is an increase of 1,566 from the population in FY 2021. At this level, the institutions would be 33.19% above capacity if the DOC’s capacity remains at 6,990 individuals.

It is important to note that this projection is based on current prison trends, policies, and practices. The purpose of the CJJP’s projections is to indicate what will likely happen to prison population numbers based on these factors. According to the 2021 Iowa Prison Population Forecast, “...the forecast is a guide for programmatic and policy changes to improve outcomes for incarcerated individuals. To date, there have been several efforts by state government officials, [the DOC], and policy makers to help ensure that prison populations do not reach their forecasted growth figures.” According to the DOC, the actual prison population does not usually reach the CJJP’s projections because efforts are made to prevent this.

There are multiple possible methods of preventing prison population growth. One strategy is to increase the agreement rate between the BOP and the DOC. This strategy involves the DOC and the BOP working together to ensure the BOP understands the DOC’s recommendations. Another strategy is to lower the revocation rate so that fewer individuals return to prison from parole. Reducing the recidivism rate would also play a role in lowering the prison population because it would reduce returns to prison. The recidivism rate is the percentage of offenders released from prison or work release who return to prison within three years. There are many factors that influence the recidivism rate, and the DOC has been working to lower it. **Figure 8** displays Iowa’s recidivism rate from FY 2012 to FY 2022. The recidivism rate for FY 2022 was 37.00%, which is a 1.70% decrease from FY 2021. The recidivism rate has now decreased for two years in a row after increasing for six years.

Figure 8 — Recidivism Rates, FY 2012 to FY 2022

FY 2012	FY 2013	FY 2014	FY 2015	FY 2016	FY 2017	FY 2018	FY 2019	FY 2020	FY 2021	FY 2022
30.70%	30.30%	29.80%	31.90%	34.20%	35.40%	37.80%	38.90%	39.60%	38.70%	37.00%

Source: Iowa Department of Corrections

Beyond these strategies, many methods to prevent prison population growth are outside the DOC’s sphere of influence. This includes legislative changes, which can affect prison population in different ways and through different methods.

In regard to specific recommendations, the CJJP noted in the 2021 Iowa Prison Population Forecast that special sentences, mandatory minimums, and drug offense sentencing play a role in Iowa’s prisons operating over capacity. The CJJP also recommended studying the temporary changes

made within the correctional system during the COVID-19 pandemic to determine what worked well and how specific policies could be implemented on a more permanent basis, especially in regard to policies that help to minimize prison admissions and revocations and that utilize the CBC district departments more.

Other States

The trends in Iowa’s prison population can be better understood in the context of the changes in the prison population of other states. For the purpose of this analysis, Iowa is compared to the six states that border Iowa, which include Illinois, Minnesota, Missouri, Nebraska, South Dakota, and Wisconsin. A comparison to national trends is also included in this section.

Figure 9 shows the prison population each year from CY 2011 to CY 2020 for Iowa and surrounding states.² The prison population figures are the number of sentenced prisoners under the jurisdiction of each state. Sentenced prisoners include prisoners with sentences of more than one year. Figures are as of December 31 of each year. Although the prison population of each state cannot be directly compared due to the different total populations of each state, the change in prison population over time for each state is a valuable comparison. As shown in the line chart for each state, each state’s prison population changed in different ways over the 10-year period. Although each state’s prison population dropped in CY 2020 in conjunction with the COVID-19 pandemic, different states experienced different trends up until that point.

Figure 9 — Prison Population of Iowa and Surrounding States, CY 2011 to CY 2020

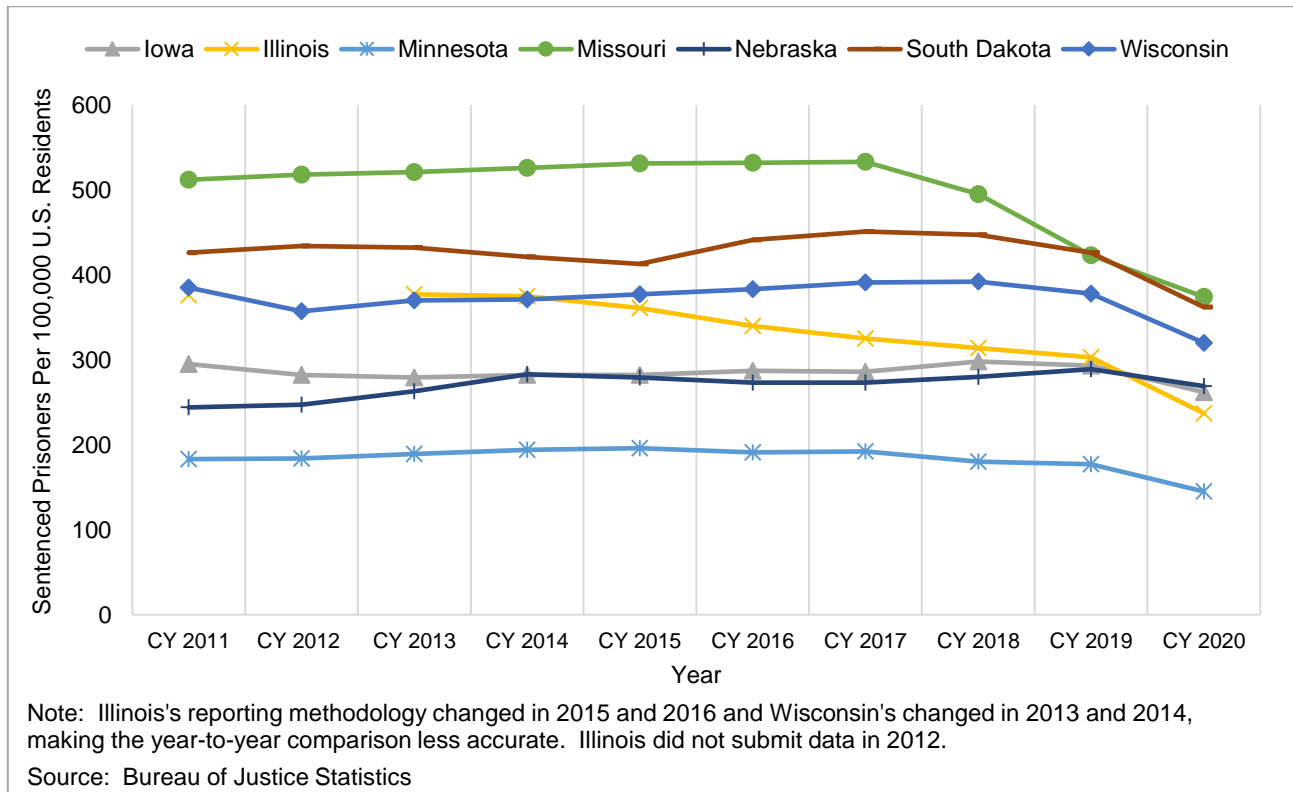
	CY 2011	CY 2012	CY 2013	CY 2014	CY 2015	CY 2016	CY 2017	CY 2018	CY 2019	CY 2020	
Iowa	9,057	8,686	8,654	8,798	8,816	8,998	8,999	9,399	9,260	8,280	
Illinois	48,427	49,348	48,653	48,278	46,240	43,657	41,427	39,915	38,259	29,729	
Minnesota	9,800	9,938	10,289	10,637	10,798	10,592	10,708	10,101	9,982	8,236	
Missouri	30,829	31,244	31,537	31,938	32,328	32,461	32,592	30,366	26,038	23,059	
Nebraska	4,511	4,594	4,929	5,347	5,312	5,235	5,257	5,413	5,596	5,220	
South Dakota	3,530	3,644	3,672	3,605	3,558	3,820	3,959	3,942	3,797	3,242	
Wisconsin	21,998	20,474	21,285	21,404	21,763	22,144	22,682	22,794	22,039	18,674	

Note: Illinois’s reporting methodology changed in 2015 and 2016 and Wisconsin’s changed in 2013 and 2014, making the year-to-year comparison less accurate.
 Source: Bureau of Justice Statistics

² CY 2020 figures are the most recent data available from the Bureau of Justice Statistics.

Another method of comparison is imprisonment rates. A state’s imprisonment rate is the number of sentenced prisoners under state or federal jurisdiction per 100,000 U.S. residents. Sentenced prisoners include prisoners with sentences of more than one year. **Figure 10** shows the imprisonment rates of Iowa and surrounding states from CY 2011 to CY 2020.³ Imprisonment rates are as of December 31 of each year. Looking at imprisonment rates allows a much more direct comparison between states than prison population totals because it takes the population of each state into account.

Figure 10 — Imprisonment Rates of Iowa and Surrounding States, CY 2011 to CY 2020



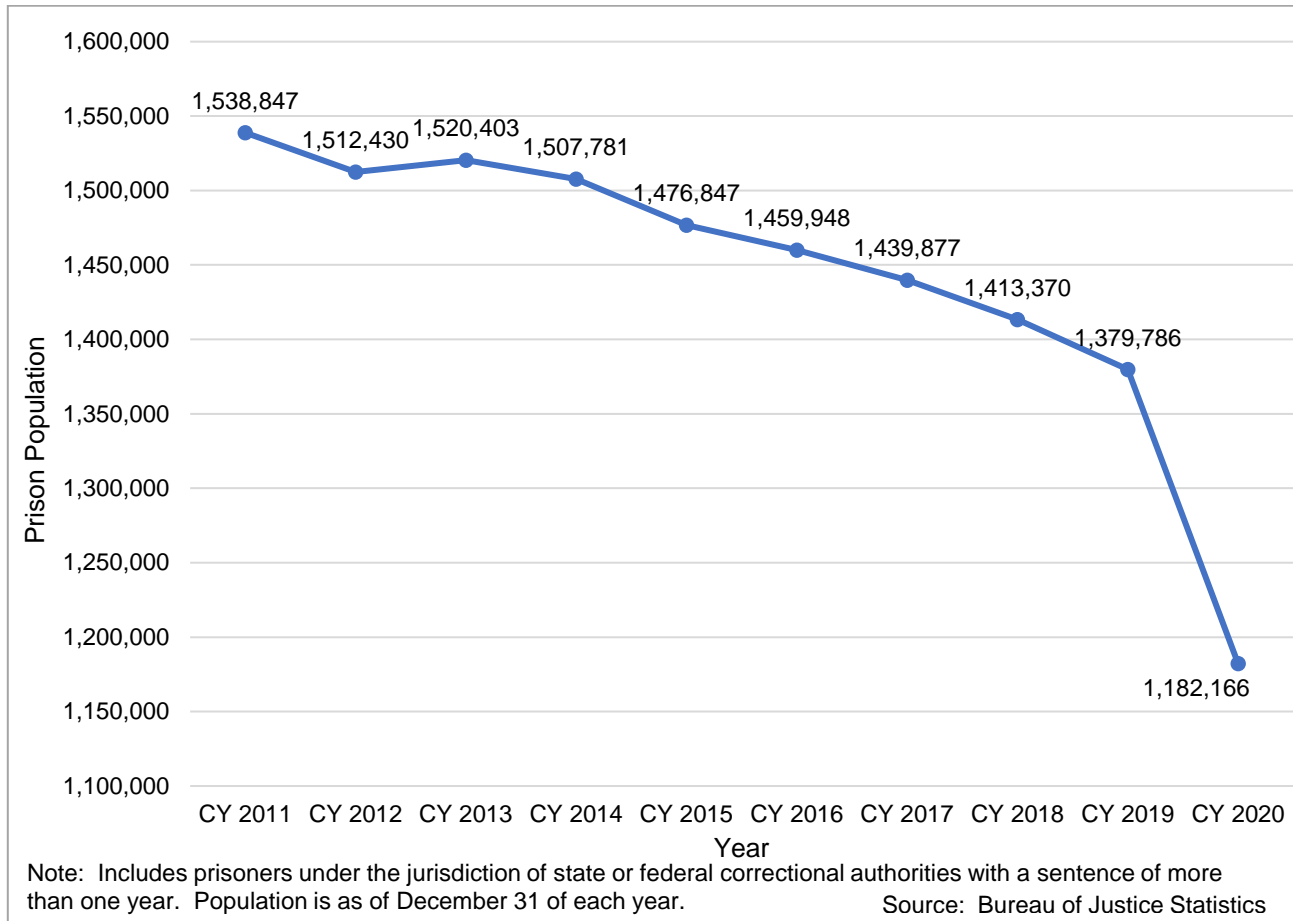
As shown in **Figure 10**, Iowa ranked third out of seven for lowest imprisonment rate for much of the time period shown. Missouri, South Dakota, and Wisconsin had a higher imprisonment rate than Iowa at all points. Minnesota had a lower imprisonment rate than Iowa at all points. Iowa went from an imprisonment rate of 295 sentenced prisoners per 100,000 U.S. residents in 2011 to an imprisonment rate of 262 sentenced prisoners per 100,000 U.S. residents in 2020. Each state experienced a decrease in imprisonment rates from 2019 to 2020, which coincides with the reduction of prison population during the COVID-19 pandemic.

Figure 11 shows the total U.S. prison population from CY 2011 to CY 2020.⁴ It includes prisoners under the jurisdiction of state or federal correctional authorities with a sentence of more than one year. Figures are as of December 31 of each year.

³ CY 2020 figures are the most recent data available from the Bureau of Justice Statistics.

⁴ CY 2020 figures are the most recent data available from the Bureau of Justice Statistics.

Figure 11 — U.S. Prison Population, CY 2011 to CY 2020



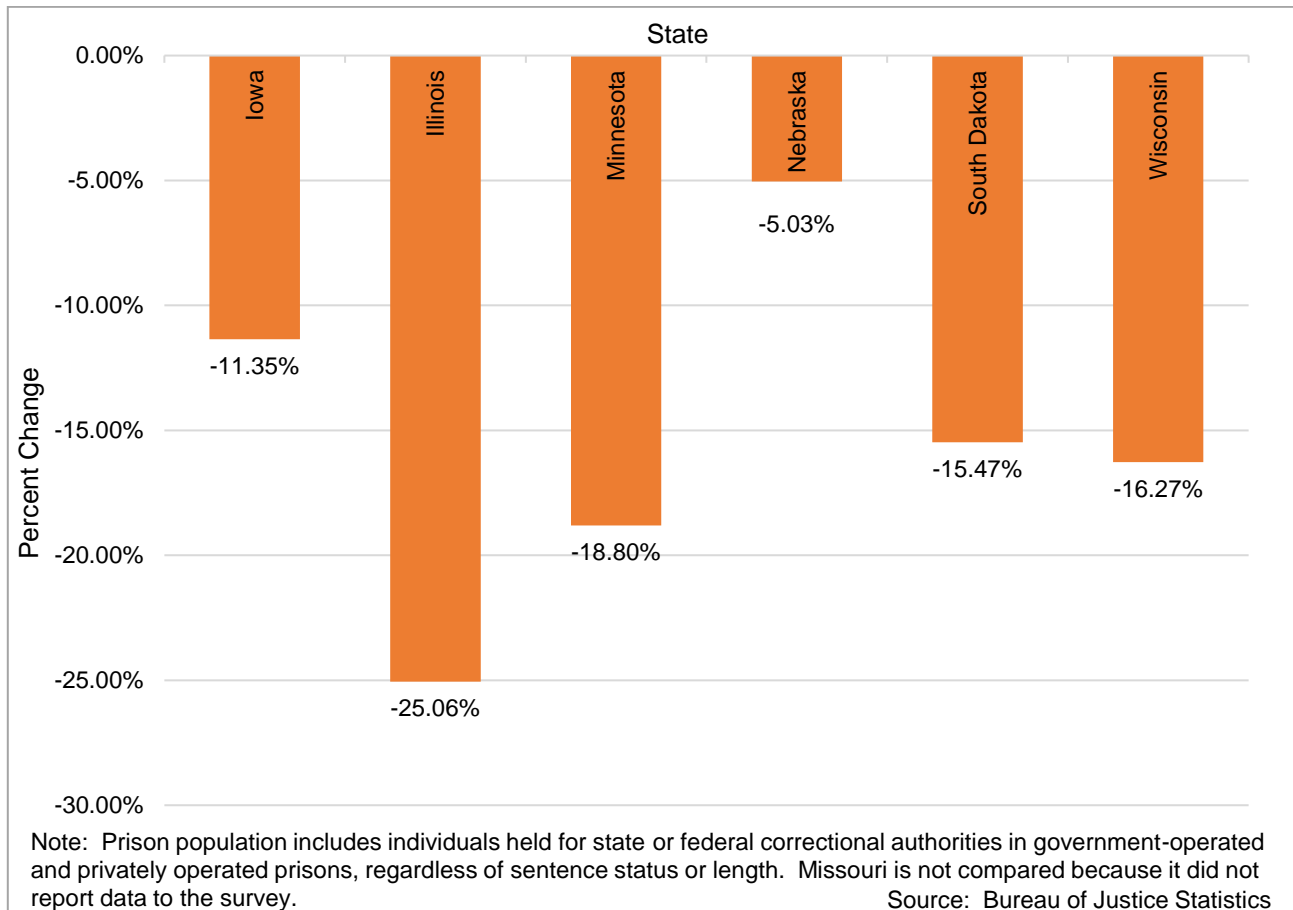
As displayed in the graph, U.S. prison population trended downward over this 10-year span. The most significant drop occurred from CY 2019 to CY 2020, which coincides with the beginning of the COVID-19 pandemic. From CY 2011 to CY 2020, the national prison population decreased by 356,681 individuals, which is a decrease of 23.18%. When removing CY 2020 from the comparison, the national prison population decreased by 159,061 individuals from CY 2011 to CY 2019, which is a decrease of 10.34%. On the whole, the national prison population followed different trends during this time period than Iowa and most of Iowa’s border states compared above.

COVID-19 Pandemic

The COVID-19 pandemic affected the correctional systems of other states in similar ways to Iowa. Across the country, prison admissions decreased drastically in 2020 because of delays in court proceedings and other pandemic-related factors. The Bureau of Justice Statistics (BJS) released a [special report](#), “Impact of COVID-19 on State and Federal Prisons, March 2020-February 2021,” which, in part, discusses the national decrease in prison population during the pandemic. According to the report, there was a 17.10% decrease in the number of individuals in state prisons nationwide from February 2020 to February 2021, and most of this decrease happened between February and August 2020.

Figure 12 shows the change in prison population in Iowa and surrounding states from February 2020 to February 2021. Iowa ranks fifth out of six for largest percent change compared to the surrounding states that are shown in the figure. Of the states in the figure, Illinois experienced the largest percent change, with its prison population decreasing by 25.06% during this time period. Nebraska experienced the smallest percent change, with its prison population only decreasing by 5.03% during this same time period.

Figure 12 — Change in Prison Population, February 2020 to February 2021



Summary

Iowa’s prison population has largely trended upward over the last decade. The COVID-19 pandemic disrupted this trend, and of the years analyzed, the State institutions were the least over capacity in FY 2020 and FY 2021. Iowa’s surrounding states similarly experienced large decreases in prison population in 2020. The significant decrease in Iowa’s prison population in these years was largely due to efforts by the DOC and the BOP to release individuals and an increase in the processing time from county jails to the institutions.

However, FY 2022 has shown a return to the prison population levels reported before the pandemic. The State prisons were 20.66% over capacity at the end of FY 2022, which is the second-highest overcapacity level in the years analyzed. At the end of FY 2022, all institutions except the ICIW were over capacity, and six institutions were over capacity by more than 20.00%.

Prison population is affected by three main factors, which include prison admissions, prison releases, and length of stay. Any efforts or policy changes aimed at addressing the number of individuals incarcerated in Iowa prisons ultimately must affect at least one of these factors. There are various possible methods of preventing prison population growth, some of which can be undertaken by the DOC and others which would require legislative action.

Sources

[Department of Corrections](#)

[Board of Parole](#)

[Division of Criminal and Juvenile Justice Planning, Department of Human Rights](#)

[Department of Administrative Services](#)

[Bureau of Justice Statistics, Office of Justice Programs, U.S. Department of Justice](#)

[CGL Companies](#)

[Iowa Data](#)

Doc ID 1294232



Fiscal Services Division

January 4, 2024

Inside this Fiscal Research Brief

Summary

This *Fiscal Research Brief* provides an analysis of private attorneys accepting indigent defense appointments in Iowa. Also included is an overview of Iowa’s indigent defense system and funding information related to indigent defense.

Affected Agencies

Office of the State Public Defender
Judicial Branch

Iowa Code Authority

Iowa Code chapters [13B](#) and [815](#)

Prepared by: Isabel Waller

Staff Contact:
Molly Kilker
Iowa Legislative Services Agency
State Capitol
Des Moines, Iowa 50319
515.725.1286
molly.kilker@legis.iowa.gov

State Public Defender Contract Attorneys

Table of Contents

Background.....	p. 2
Current Issue.....	p. 2
Funding.....	p. 5
Recent Action Taken.....	p. 6
Other States.....	p. 7
Additional Approaches.....	p. 8
Summary.....	p. 9
Sources.....	p. 9

Graphics Table of Contents

State Public Defender Contract Attorneys, FY 2015 to FY 2024.....	p. 3
Number of County Residents Represented by One County Attorney.....	p. 4
General Fund Appropriations for the Public Defender, FY 2015 to FY 2024.....	p. 5
General Fund Appropriations to the Indigent Defense Fund, FY 2015 to FY 2024.....	p. 5
Hourly Rates for Contract Attorneys, FY 2000 to FY 2024.....	p. 6

Background

Overview of Iowa's Indigent Defense System

The United States Constitution and the [Iowa Constitution](#) require an indigent criminal justice defendant and indigent juveniles to be provided with legal counsel at no initial cost to the client. According to Iowa Code section [815.9](#), a person is deemed to be indigent if the person has:

- An income level at or below 125.0% of the United States poverty level, unless the court determines that the person is able to pay for an attorney.
- An income level greater than 125.0%, but at or below 200.0%, of the federal poverty level if the court makes a written finding that not appointing counsel would cause the person substantial hardship.
- An income level greater than 200.0% of the federal poverty level if the person is charged with a felony and the court makes a written finding that not appointing counsel would cause the person substantial hardship.

Prior to FY 1988, the costs of indigent defense were paid by counties, and local public defenders were county employees. The General Assembly transferred indigent legal counsel expenses to the State beginning in FY 1988. In FY 1988, funds were appropriated to the Judicial Branch for the costs of indigent defense, but the Program was transferred to the State Public Defender's Office in FY 1989. Iowa has provided indigent defense services through the Office of the State Public Defender since FY 1989.

The Office of the State Public Defender uses a hybrid system, including public defenders and contract attorneys, to provide legal counsel to indigent criminal justice defendants. Public defenders are employees of the State and are paid a salary. Contract attorneys are not State employees and are paid an hourly rate for their work on court-appointed cases. If a public defender is unable to take a case, the judge appoints a private attorney who has a contract with the Office of the State Public Defender to represent indigent individuals. If the court determines that no contract attorney is available, the court may appoint a noncontract attorney to represent the indigent defendant. For more information about this hybrid system and the differences between public defenders and contract attorneys, see the *Fiscal Topic* [Public Defenders and Contract Attorneys](#).

As of FY 2023, the Office of the State Public Defender had approximately 234 employees, 162 of which are attorneys who are known as public defenders. The public defenders are located primarily in 18 local public defender offices in 13 cities across the State and handle cases in all 99 counties. These cities include Des Moines, Burlington, Cedar Rapids, Council Bluffs, Davenport, Dubuque, Iowa City, Marshalltown, Mason City, Nevada, Ottumwa, Sioux City, and Waterloo. As of September 2023, the Office of the State Public Defender has contracts with approximately 535 attorneys who handle cases across the State.

Current Issue

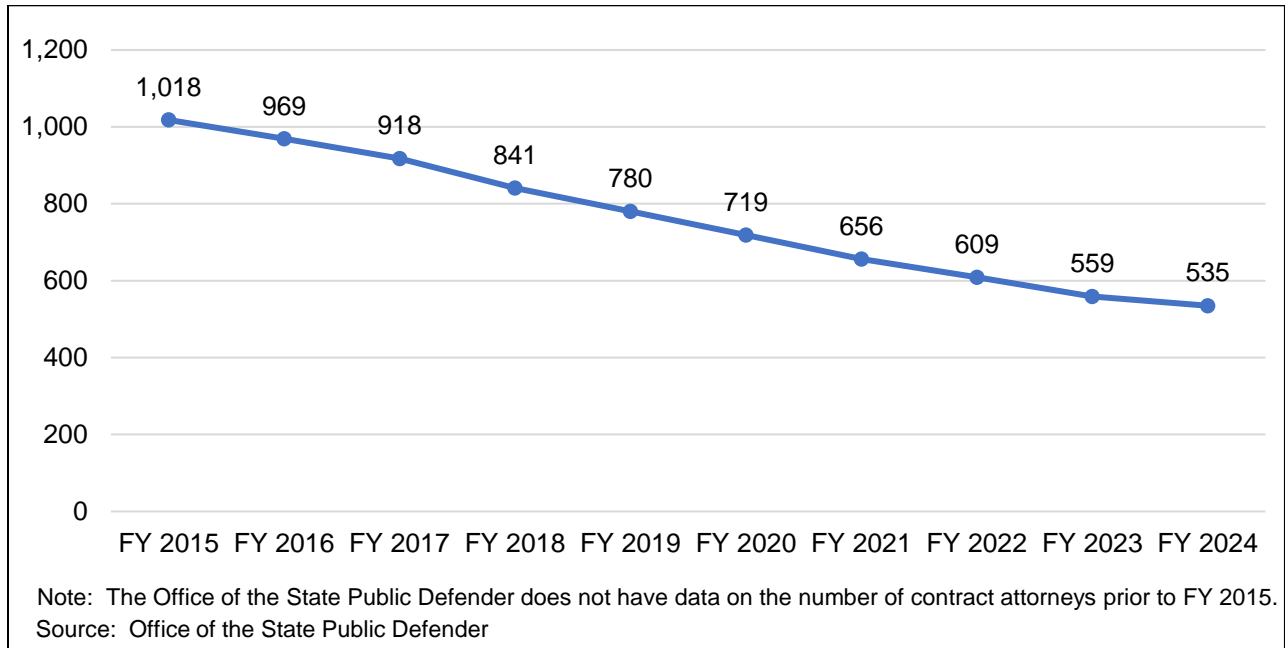
In recent years, there has been a significant decrease in the number of attorneys contracted with the Office of the State Public Defender. Fewer contract attorneys have accepted appointments, especially in rural areas. According to the Office of the State Public Defender, there are multiple areas of the State where it is difficult to find contract attorneys to take cases of all types. This issue is not limited to rural areas. Further, there are 32 counties in Iowa where public defenders take limited cases, and only four of these counties have an adequate number of contract attorneys.¹

¹ This is defined as a county having six or more contract attorneys for every 1,000 residents.

During the [2023 Condition of the Judiciary](#), Chief Justice Susan Christensen reported that the contract attorney shortage is one of the biggest issues facing the judicial system and can significantly delay criminal and juvenile court proceedings and the resolution of cases. According to the Chief Justice, the shortage of contract attorneys leads to scheduling difficulties and more driving time for existing contract attorneys.

Figure 1 shows the number of attorneys contracted with the Office of the State Public Defender from FY 2015 to FY 2024. The number of contract attorneys decreased every year during this time period. As of FY 2024, there are 535 contract attorneys, compared to 1,108 in FY 2015, a decrease of 51.7%.

Figure 1 — State Public Defender Contract Attorneys, FY 2015 to FY 2024



According to the Judicial Branch, there are approximately 5,000 full-time, actively practicing attorneys in Iowa who are eligible to take indigent defense cases as contract attorneys. With 535 of these attorneys currently accepting indigent defense appointments, that means approximately 10.7% of Iowa’s eligible attorneys are accepting indigent defense appointments.

Contract attorneys play a large role in Iowa’s indigent defense system, and they contribute in handling the caseload of the Office of the State Public Defender. In FY 2022, public defenders handled approximately 61,000 cases, and contract attorneys handled approximately 44,000 claims.² The use of contract attorneys to supplement the work of indigent defense allows a local public defender’s office to manage its caseload and prevent taking more cases than it is able to handle. It is also more economically efficient in some rural areas of the State to rely on the use of contract attorneys than to maintain a public defender’s office in that area. The use of contract attorneys also provides a mechanism to handle conflicts of interest, such as in situations of multiple codefendants and in postconviction relief proceedings when there are claims of ineffective assistance of counsel.

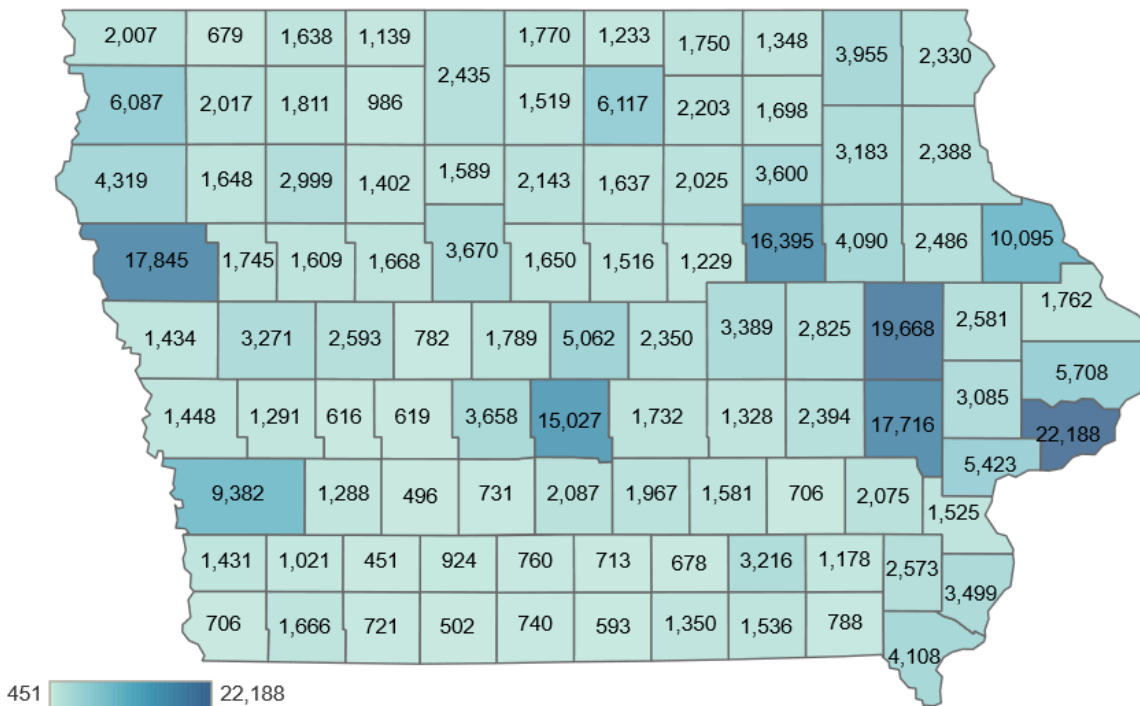
² A case for a public defender and a claim for a contract attorney are comparable, but they are not the same. Due to differences in the way data is tracked for the work of public defenders and contract attorneys, it is not possible for the comparison to be exact.

There are a variety of potential reasons for the contract attorney shortage in Iowa. One frequently cited reason is the hourly rate paid to contract attorneys compared to what they could be making practicing as an attorney in other disciplines³. For example, in calendar year (CY) 2022, the average hourly rate billed by attorneys in Iowa was \$251, while \$76 was the contract attorney rate in the State.⁴ Another reason that has been cited by Iowa Supreme Court Chief Justice Susan Christensen is that representing indigent defendants is difficult and can lead to burnout.⁵ The fact that fewer attorneys are living and working in certain areas of the State may be contributing to this issue as well.

Figure 2 displays the ratio of one contract attorney available for Class A cases by the population in each county. This figure was determined by calculating the number of contract attorneys available by the 2023 population of each county. Two contract attorneys are listed as a contact for every county in the State and as such may not be available for several counties. The following cities have State Public Defender office locations, which can help alleviate the burden of the contract attorney shortage:

- Des Moines, Burlington, Cedar Rapids, Council Bluffs, Davenport, Des Moines, Dubuque, Iowa City, Marshalltown, Mason City, Nevada, Ottumwa, Sioux City, and Waterloo.

Figure 2 — Number of County Residents Represented by One Contract Attorney



Source: Office of the State Public Defender

³ Indigent Defense in Iowa, Iowa State Bar Association, www.iowabar.org/?pg=IowaLawyerMagazine&pubAction=viewIssue&pubIssueID=25725&pubIssueItemID=130978

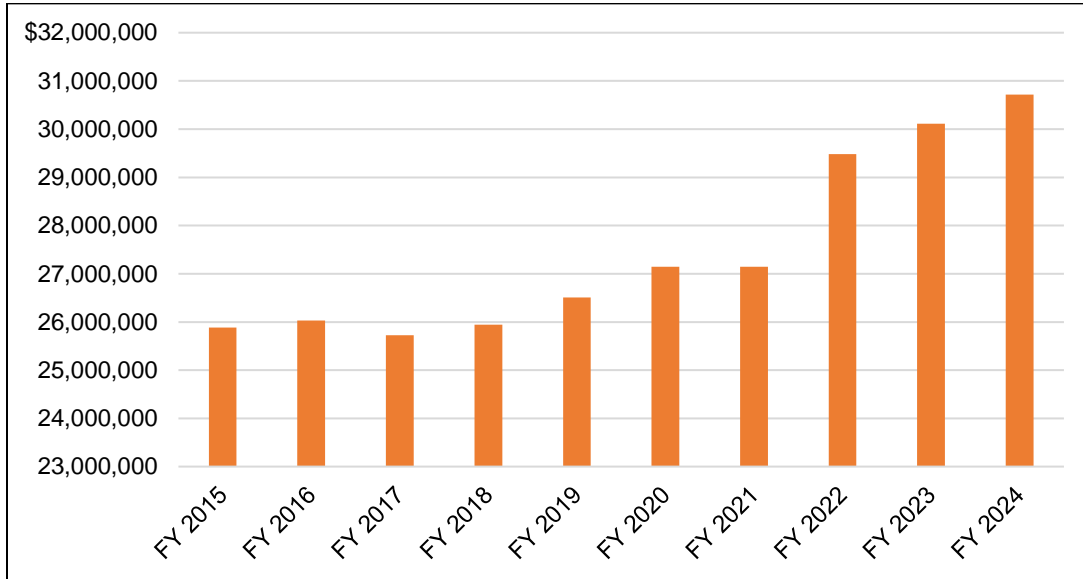
⁴ Lawyer Hourly Rate and Fees by State, Law Pay, www.lawpay.com/about/blog/lawyer-hourly-rate-by-state

⁵ "Shortages of court reporters, contract lawyers challenging Iowa's courts," The Gazette, www.thegazette.com/state-government/shortages-of-court-reporters-contract-attorneys-haunt-iowas-courts

Funding

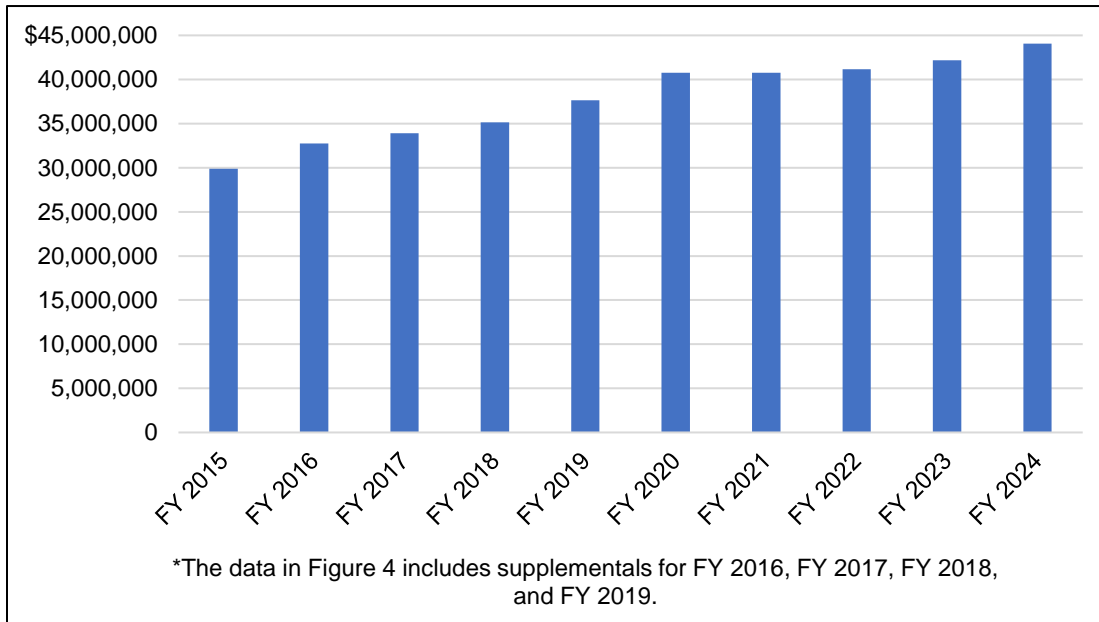
The Office of the State Public Defender receives separate appropriations for cases handled by its public defender employees and contract attorneys. The cases that public defender offices take are funded through a General Fund appropriation for the Public Defender. **Figure 3** shows the funding levels for this appropriation from FY 2015 to FY 2024.

Figure 3 — General Fund Appropriations for the Public Defender, FY 2015 to FY 2024



The Office of the State Public Defender’s contract attorney program is funded through a General Fund appropriation to the Indigent Defense Fund. **Figure 4** shows the funding levels for the Indigent Defense Fund from FY 2015 to FY 2024. During this period, the annual appropriation to the Indigent Defense Fund increased from \$29.9 million to \$44.0 million, which is a 47.2% increase.

Figure 4 — General Fund Appropriations to the Indigent Defense Fund, FY 2015 to FY 2024



On multiple occasions during the last 10 fiscal years, the General Assembly made a supplemental appropriation to the Indigent Defense Fund to cover claims against the Fund made in that fiscal year. These supplemental appropriations were made for FY 2016, FY 2017, FY 2018, and FY 2019. There are several factors that contributed to these cost increases to the Indigent Defense Fund, including an increase in caseloads and the complexity of cases. These supplemental appropriations are included in the appropriation amounts in **Figure 4**.

Contract attorneys are paid an hourly rate that is set by statute in Iowa Code section [815.7](#). There are different hourly rates for different case types. Higher hourly rates are paid for case types with a higher charge. According to the Office of the State Public Defender, in FY 2024, each \$1 increase in the hourly rate increases annual costs to the Indigent Defense Fund by approximately \$516,000. **Figure 5** shows the compensation levels for contract attorneys from FY 2000 to FY 2024. Since FY 2000, the General Assembly has increased the hourly rates for contract attorneys six times.

Figure 5 — Hourly Rates for Contract Attorneys, FY 2000 to FY 2024

Fiscal Year*	Class A Felony	Class B Felony	Class C Felony	Class D Felony	Misdemeanor	All Other Cases**
2000 - 2006	\$60	\$55	\$50	\$50	\$50	\$50
2007	\$65	\$60	\$60	\$60	\$60	\$55
2008 - 2019	\$70	\$65	\$60	\$60	\$60	\$60
2020 - 2021	\$73	\$68	\$63	\$63	\$63	\$63
2022	\$76	\$71	\$66	\$66	\$66	\$66
2023	\$78	\$73	\$68	\$68	\$68	\$68
2024	\$83	\$78	\$73	\$73	\$73	\$73

*Applies to assignments made on or after July 1 of the fiscal year.
 **Appeals, juvenile cases, contempt actions, representation of material witnesses, probation/parole violation cases, postconviction relief cases, restitution, extradition, and sentence reconsideration proceedings.

Recent Action Taken

Legislative Action

In recent years, the General Assembly has increased the hourly rate paid to contract attorneys and instituted paid travel time. Since the 2019 Legislative Session, the rates for contract attorneys have been increased four times for a total increase of \$13 per hour. Prior to this, the most recent rate increase occurred in FY 2008. From FY 2008 to FY 2024, the rate paid for a Class A felony increased from \$70 to \$83, which is an 18.6% increase. The largest increase occurred during the 2023 Legislative Session, when the General Assembly raised rates for all case types by \$5 per hour.

During the 2023 Legislative Session, the General Assembly established pay for travel time for contract attorneys in Iowa Code section [815.7A](#). Prior to this, contract attorneys were generally not paid for the time they spent traveling to courthouses for cases and only received mileage reimbursement. The General Assembly appropriated an additional \$1.3 million to the Indigent Defense Fund for FY 2024 to pay for travel time. Contract attorneys now receive \$35 per hour for time spent traveling outside the attorney’s county of domicile when the travel is reasonable and necessary to represent an indigent client. However, if the travel is for a court proceeding other than a trial or other contested proceeding, the contract attorney can only receive compensation if the attorney files a motion for a remote hearing and the motion is denied. If the motion is denied, the Judicial Branch is responsible for reimbursing the Indigent Defense Fund for the travel time payment.

The General Assembly appropriated an additional \$250,000 to the Judicial Branch for FY 2024 for this purpose.

During the 2021 Legislative Session, the General Assembly transferred \$900,000 from the Indigent Defense Fund appropriation to the Public Defender appropriation and increased the State Public Defender's number of full-time equivalent (FTE) positions by 10.0 for FY 2022. The new FTE positions allowed 10.0 new public defenders to be placed in rural areas without a sufficient number of contract attorneys. These new public defenders are housed in county courthouses in those rural areas instead of a local public defender's office.

For FY 2024, the General Assembly transferred \$650,000 from the Indigent Defense Fund appropriation to the Public Defender appropriation and increased the State Public Defender's number of FTE positions by 7.0. The purpose of this funding shift was for a Wrongful Conviction Unit within the Office of the State Public Defender to allow Office attorneys to take on more postconviction relief cases. This was done to address the low number of contract attorneys available to accept these cases and an expected increase in postconviction relief cases.

State Public Defender Actions

In addition to the actions taken by the General Assembly in recent years, the Office of the State Public Defender has been undertaking various strategies to address the contract attorney shortage. These strategies include the following:

- Expanding free and easily accessible attorney training opportunities across the State, with the aim of helping attorneys become more knowledgeable and willing to contract with the Office.
- Increasing recruitment efforts for students to become contract attorneys.
- Reducing barriers to entry for recent law school graduates to become contract attorneys.
- Offering free continuing legal education opportunities to contract attorneys.
- Offering weekly online mentoring sessions for less experienced contract attorneys to learn from more experienced contract attorneys.
- Participating in local meetings across the State with judges and attorneys to discuss the specific coverage issues and other problems occurring in these local areas.
- Making the claims and payment process for contract attorneys faster and easier to complete.
- Increasing the efficiency of contract attorneys by encouraging the use of remote judicial proceedings for uncontested matters.

Other States

Iowa is not alone in facing declining contract attorney availability. Some other states have experienced similar issues in recent years, including Wisconsin and North Carolina.

Wisconsin

According to the Wisconsin Bar Association, fewer private attorneys have agreed to be available for indigent defense appointments in recent years. The number of private attorneys certified with the Office of the Wisconsin State Public Defender decreased by 18.0% from January 2019 to August 2022. Further, this issue is occurring concurrently with the additional issue of vacancies and staff shortages at State Public Defender offices in Wisconsin.

The Wisconsin Legislature increased rates paid to private attorneys taking indigent defense cases during the 2023 Legislative Session. For FY 2024, the rate paid to contract attorneys is \$100 per hour. From CY 2020 to FY 2023, the rate paid to contract attorneys was \$70 per hour. Before this, the rate paid to contract attorneys was \$40 per hour, which was the rate established in 1995.

Wisconsin also pays contract attorneys for travel time. This includes time spent traveling for a case if any portion of the trip is outside the county in which the attorney's principal office is located or if the trip requires traveling a distance of more than 30 miles, one way, from the attorney's principal office. For FY 2024, this rate is \$50 per hour. Prior to FY 2024, the rate was \$25 per hour. Contract attorneys working on indigent defense cases have been paid for travel time since at least 1992.

North Carolina

North Carolina has been experiencing a significant decline in private attorneys willing to accept indigent defense appointments. From CY 2010 to CY 2020, the number of private attorneys accepting indigent defense appointments in North Carolina decreased by 25.0%. In many rural areas of the state, there are no private attorneys currently accepting these appointments. With the decline of these attorneys, the attorneys who are taking these appointments are often responsible for heavier workloads.

In CY 2019, the North Carolina Office of Indigent Defense Services (IDS) published a [report](#) about the rates paid to contract attorneys. The IDS reported that many attorneys left indigent defense work from CY 2011 to CY 2019, after a decrease in rates that occurred in CY 2011. In CY 2011, the base level district court rate decreased from \$75 per hour to \$55 per hour. Additionally, the IDS's survey found that from CY 2016 to CY 2019, 50.0% of respondents who were private attorneys who were taking indigent defense cases either took a decreased number of indigent defense cases or stopped taking any of these cases. The primary reason reported by these attorneys was that they were unable to afford taking the cases at the current rate. According to the IDS, the decreased number of private attorneys willing to take indigent defense cases has contributed to court inefficiencies, delays, and continuances.

In CY 2021, the North Carolina General Assembly increased funding for the IDS, which allowed the base level district court rate to increase to \$65 per hour starting in CY 2022. During the 2023 Legislative Session, the IDS requested additional funds for FY 2024 to raise rates to a minimum of \$75 per hour. The current rates are still lower than the rates pre-2011.

During the 2023 Legislative Session, the IDS also requested funding for a public defender office expansion that would create 8 to 10 additional public defender offices and add 126.0 FTE positions. The purpose would be to alleviate some of the burden on private attorneys to provide indigent defense services. This request would also transfer some funding from the private attorney fund to the public defender fund to help accomplish the expansion.

Additional Approaches

The contract attorney shortage has been a highly publicized national issue, and other states have attempted approaches outside the scope of simple pay increases. Minnesota (along with New Hampshire) for example, is considering allowing nonlawyers to provide legal advice. In CY 2020, Minnesota started a pilot program that allows paralegals to represent clients in housing and family law. The Supreme Court of Minnesota extended the program on a trial basis.

Other states, such as Utah, Arizona, Colorado, and Oregon, have implemented programs that allow nonattorneys with certain licenses to assist with family law, debt collections, and housing legal issues. In Alaska, a similar program was approved for community justice workers to offer limited legal services.

Many of these programs are still in the first stages of experimentation, and the success of the approaches is not yet known. Much of the discourse stems around what areas nonlawyers should be able to practice and how much supervision is necessary by a licensed attorney. Other states such as California and Florida rejected proposals for similar trial programs. The Supreme Court of

Washington, which approved the first nonlawyer assistance program in 2012, decided not to renew the program, citing that the interest in the program was outweighed by the costs.⁶

Summary

The Office of the State Public Defender utilizes private attorneys contracted with the State to supplement the constitutionally required work of indigent defense. The use of contract attorneys in the State's hybrid indigent defense system provides for caseload management, economic efficiency, and a mechanism to handle conflicts of interest.

In recent years, the State has experienced a reduction in contract attorneys, with only 535 attorneys currently accepting indigent defense appointments compared to 1,018 in FY 2015. There are likely many factors that have contributed to this issue, and there are also multiple strategies that have been undertaken to address it. The General Assembly has increased hourly rates paid to contract attorneys four times since the 2019 Legislative Session. Additionally, during the 2023 Legislation Session, the General Assembly established pay for time that contract attorneys spend traveling for cases. In the last few years, the Office of the State Public Defender has increased its recruitment efforts for contract attorneys, offered additional training and continuing legal education opportunities, and simplified its payment process so that contract attorneys face fewer barriers to getting paid.

Sources

[Iowa Office of the State Public Defender](#)

[Iowa Judicial Branch](#)

[Iowa Bar Association](#)

[Wisconsin State Public Defender](#)

[Wisconsin State Legislature](#)

[State Bar of Wisconsin](#)

[North Carolina Judicial Branch](#)

[North Carolina Office of Indigent Defense Services](#)

Doc ID 1386571

⁶ States Look to Unconventional Fix for Attorney Shortages: Nonlawyers, The Wall Street Journal, www.wsj.com/articles/states-look-to-unconventional-fix-for-attorney-shortages-nonlawyers-c066872f



Appendix H – Budget Unit Briefs

Analysis of the Governor's Budget Recommendations

Budget Unit Briefs are created by the LSA and contain background information related to State appropriations and special purpose funds. **Budget Unit Briefs** are available for every State appropriation made for the current fiscal year (FY) and can be found at the following link:

www.legis.iowa.gov/publications/fiscal/budgetUnitInfo

The following **Budget Unit Briefs** are available for Justice System Subcommittee FY 2025 appropriations.

General Fund Budget Unit Briefs

BUDGET UNIT BRIEF – FY 2025

Fiscal Services Division

July 1, 2024



Ground Floor, State Capitol Building

Des Moines, Iowa 50319

515.281.3566

Office of the Attorney General

Purpose and History

The Attorney General is an original constitutional office and is elected by popular vote every four years. The Attorney General is the head of the Department of Justice, composed of the Office of the Attorney General, the Office of the Prosecuting Attorneys Training Coordinator, the Office of the Consumer Advocate, and the Victim Assistance Program. The Office of the Attorney General represents the State in all litigation, issues formal and informal opinions and advice to State agencies, prosecutes some criminal offenders and handles all criminal appeals, and administers the Farm Mediation Program and the Legal Services Poverty Grants Program.

Funding

The Office receives approximately 32.0% of its funding from the General Fund. The majority of its funding is from reimbursements from other agencies or internal funds. It receives reimbursements from other agencies and other funds for legal services provided.

The Office leverages other funds under its control to perform functions of the Department of Justice. Some of these internal funds are restricted accounts, where the fund is restricted either in regard to the sources of the revenue or the expenditure of the funds. The Office has little discretion in spending the funds; the Office must spend them for their required purposes.

The majority of restricted funds are created due to lawsuit settlements, and the receipts must be expended within the parameters set by court orders. Other restricted funds are created by statute, and the receipts must be expended as defined by the General Assembly. Restricted funds include: Victim Compensation Fund, Consumer Education and Litigation Fund, Court-Ordered Environmental Crime Fines Fund, Consumer Credit Administration Fund, Elderly Victims Fraud Fund, Fine Paper Antitrust Fund, Consumer Fraud Refunds, Federal Forfeiture Asset Sharing Fund, and Forfeited Property Fund.

Consumer Fraud Refunds is a holding account, with receipts to the account disbursed to consumers who have been defrauded.

National Perspective

The Office is a member of the National Association of Attorneys General. This professional organization provides a forum for state attorneys general to cooperate on issues of interstate interest or national issues.

More Information

Office of the Attorney General: iowaattorneygeneral.gov
LSA Staff Contact: Molly Kilker (515.725.1286) molly.kilker@legis.iowa.gov

Related Statutes and Administrative Rules

Iowa Code chapters [13](#), [13A](#), and [553](#)

Iowa Code section [714.16](#)

Iowa Administrative Code [61](#)

Budget Unit Number

1120B010001

1443788

BUDGET UNIT BRIEF – FY 2025

Fiscal Services Division

July 1, 2024



Ground Floor, State Capitol Building

Des Moines, Iowa 50319

515.281.3566

Victim Assistance Grants

Background

The Victim Assistance Section of the Office of the Attorney General includes the Victim Support Services (VSS) Program, which administers Victim Assistance Grants.

Program Overview

The Justice System Appropriations Subcommittee provides oversight and a State General Fund appropriation for Victim Assistance Grants to the Office of the Attorney General for the VSS Program. The appropriation is combined with federal funds to provide services to victims at the local level. The budget for the VSS Program varies annually. In recent years, approximately \$25.0 million to \$30.0 million has been available annually for the Victim Assistance Section to administer the VSS Program. This funding includes a mix of federal funds, the State General Fund appropriation, and the State Victim Compensation Fund. The Victim Assistance Section retains 5.0% of certain federal funds for administration at the State level. The VSS Program provides partial funding and technical assistance to community-based service providers for victims of violent crimes, including domestic abuse and sexual abuse crimes. These local service providers also seek federal, State, and local support for their programs. The VSS Program funds the operating costs of the statewide domestic violence and sexual abuse hotlines. The VSS Program also funds the statewide coalitions that provide certification, training, and technical assistance to victim service providers.

Program Redesign — FY 2013

In 2013, the Victim Assistance Section focused on a rapid rehousing response and transitional housing model for victims of domestic violence and sexual assault. The Victim Assistance Section worked with the Iowa Coalition Against Domestic Violence, the Iowa Coalition Against Sexual Assault, and local providers to develop and implement requirements for local services to meet the federal initiative.

Services and advocacy for victims of domestic abuse, sexual assault, and shelter care varied across the State. The Victim Assistance Section funded approximately 44.0% of these services in FY 2013 and established six service areas within Iowa, based on census data and geography. Local providers were encouraged to develop coalitions to strengthen victim services and advocacy within their service areas. The focus was to serve more victims while strengthening services to sexual assault victims and homicide victim survivors.

More Information

Office of the Attorney General: iowaattorneygeneral.gov

Iowa Coalition Against Domestic Violence: icadv.org

Iowa Coalition Against Sexual Assault: iowacasa.org

Iowa Organization for Victim Assistance: iowaiova.com

U.S. Department of Justice: justice.gov

U.S. Department of Justice, Office for Victims of Crime: ojp.gov/about/offices/office-victims-crime-ovc

LSA Staff Contact: Molly Kilker (515.725.1286) molly.kilker@legis.iowa.gov

In FY 2013, there were 26 programs that served victims of either domestic abuse or sexual assault, 3 programs that served victims of domestic violence, and 3 programs that served victims of sexual abuse. There were 20 domestic violence shelters.

Transition — FY 2014

Fiscal year 2014 was a transition year to implement the redesign of victim services at the local level. The Victim Assistance Section made FY 2014 grant awards of State and federal funds to the six service areas created in FY 2013.

There were 12 domestic abuse comprehensive programs and 10 sexual abuse comprehensive programs in Iowa's six service areas funded by the VSS Program in FY 2014. Comprehensive programs provide multiple services to victims, such as emergency shelter; crisis intervention; personal advocacy with other agencies such as the Department of Health and Human Services (HHS), the criminal and civil court system, and medical services; and counseling by certified advocates. The VSS Program also funded five programs for homicide survivors within the four Division of Criminal Investigation (DCI) regions. There was a collaborative homicide survivor program between Fort Dodge and Mason City.

Current Situation

There are currently 12 domestic abuse comprehensive programs and 10 sexual abuse comprehensive programs in Iowa's six service areas funded by the VSS Program. These comprehensive programs also rely on funding sources other than the Victim Assistance Section to address the needs of victims. There are eight shelters focused on providing services to victims of domestic abuse and sexual abuse. These shelters must serve any victim of violent crime who accesses the Program, due to federal funding guidelines.

State and Federal Funding

The Justice System Appropriations Bill provides a State General Fund appropriation to the Victim Assistance Grants Account.

Federal funds include:

- Victim of Crime Act (VOCA) Assistance. The funds are allocated to service providers of victims of violent crime. The Victim Assistance Section uses the VOCA grant award received from the U.S. Department of Justice to fund the domestic abuse and sexual assault programs, the homicide victim survivor programs, and victim/witness coordinators (19 in county prosecutor offices and 1 in the Office of the Attorney General).
- Family Violence and Prevention Services Act. These funds can only be used for domestic violence programs.
- Violence Against Women Act (VAWA). These funds are used for victim services, law enforcement, prosecution, and court services (pursuant to federal law) related to domestic violence, sexual assault, dating violence, and stalking.
- VAWA Sexual Abuse Services Program. These funds are specifically designated for nongovernmental sexual abuse/assault programs to provide direct services to victims.

Related Statutes and Administrative Rules

Iowa Code chapters [13](#) and [915](#)

Iowa Administrative Code [61](#)

Budget Unit Number

1120B100001

1443903

BUDGET UNIT BRIEF – FY 2025

Fiscal Services Division

July 1, 2024



Ground Floor, State Capitol Building

Des Moines, Iowa 50319

515.281.3566

Legal Services Poverty Grants

Purpose and History

Iowa Code section [13.34](#) requires the Office of the Attorney General to contract with a nonprofit corporation to provide legal counsel to indigent people in civil matters. The Attorney General's Office contracts with Iowa Legal Aid for services. The Legal Services Poverty Grants Program was first funded by Iowa in FY 1997 with a \$950,000 General Fund appropriation to offset federal reductions to the Legal Services Corporation (LSC).

Legal Services Corporation

The LSC provides financial support for civil legal services to persons in poverty, defined as persons with income up to 125.0% of the Federal Poverty Level (FPL). The LSC is a federally chartered corporation headquartered in Washington, D.C., and is governed by an 11-member board of directors. Directors serve staggered terms and are nominated by the President of the United States and confirmed by the United States Senate. The corporate charter is at the federal level, and each state has at least one nonprofit entity to receive and administer funds and provide legal services. The LSC funds are distributed to each state as legal services poverty grants based on U.S. Census data for low-income residents. The LSC awards grants to Iowa Legal Aid to provide legal representation for low-income Iowans.

Iowa Legal Aid

Iowa Legal Aid was formed by the merger of the Legal Aid Society of Polk County and the Legal Services Corporation of Iowa in FY 2003. Each entity had been in existence for several decades prior to the merger. Iowa Legal Aid serves eligible residents of all 99 counties in Iowa and has 10 offices located in Cedar Rapids, Council Bluffs, Davenport, Des Moines, Dubuque, Iowa City, Mason City, Ottumwa, Sioux City, and Waterloo. Iowa Legal Aid operates a Volunteer Lawyers Project to provide free services to clients. The Polk County Bar Association Volunteer Lawyers Project handles cases from Polk County. Iowa Legal Aid works closely with these pro bono projects as well as law schools and local and State bar associations.

The Iowa Legal Aid Board oversees the operations of Iowa Legal Aid and sets priorities for services. The main priorities include: protecting victims of domestic violence, preventing illegal evictions and unsafe housing, securing income support such as Medicaid and disability benefits, and preventing consumer fraud and abusive debt collection practices.

Most of the cases staffed by Iowa Legal Aid involve legal issues in State court or before government agencies. Approximately 71.0% of the primary clients are women. More than 23.0% of the clients are

More Information

Office of the Attorney General: iowaattorneygeneral.gov

Iowa Legal Aid: iowalegalaid.org

Iowa State Bar Association: iowabar.org

LSA Staff Contact: Molly Kilker (515.725.1286) molly.kilker@legis.iowa.gov

older Iowans, most of whom are women. Approximately 38.5% of cases involve housing issues, 25.5% are family law matters with most involving domestic abuse, and the remaining 36.0% of cases involve consumer matters, health-related issues, individual rights, and income support programs such as Supplemental Security Income or veterans benefits.

Funding

Iowa Legal Aid receives funds from a variety of sources, including federal grant awards through the LSC, State grant awards through a contract with the Office of the Attorney General, donations through organizations such as United Way, other federal funds, and fundraising by the Iowa Legal Aid Foundation.

In addition, Iowa Legal Aid receives funds from the Interest on Lawyers' Trust Account (IOLTA). Funds are generated by interest earned on certain pooled accounts held by attorneys. Attorneys are required by court order to deposit client funds in interest-bearing accounts. The Iowa Supreme Court Lawyer Trust Account Commission makes grant awards from the IOLTA annually. Grant award amounts vary from year to year based on changes in interest rates.

Iowa Legal Aid also receives funds from the Civil Reparations Trust Fund. Iowa Code section [668A.1\(2\)\(b\)](#) requires awards for punitive or exemplary damages that arise from claims that are willful and wanton but not specifically directed at the claimant to be divided between the claimant (25.0%) and the Civil Reparations Trust Fund (75.0%). The Fund is used for indigent civil litigation or insurance assistance programs. The Fund is administered by the State Court Administrator, and awards are granted by the Executive Council. Grant award amounts vary significantly from year to year.

Related Statutes and Administrative Rules

Iowa Code sections [13.34](#) and [668A.1](#)

Budget Unit Number

1120B110001

1443755

BUDGET UNIT BRIEF – FY 2025

Fiscal Services Division

July 1, 2024



Ground Floor, State Capitol Building

Des Moines, Iowa 50319

515.281.3566

AG Cybersecurity and Technology

Background

In 2021, the Office of the Chief Information Officer (OCIO) performed a cybersecurity and information technology infrastructure risk assessment for the Department of Justice. In its report, the OCIO found multiple vulnerabilities that presented risks to the Department's cybersecurity. To address those risks, the OCIO made various recommendations related to improving the Department's basic cyber hygiene and deploying core cybersecurity protections to defend against foreign and domestic cyber threats.

Funding — State General Fund

During the 2022 and 2023 Legislative Sessions, the Department of Justice received an annual General Fund appropriation of approximately \$202,000 to improve cybersecurity and technology infrastructure.

The Department is using this funding to undertake modernization efforts to prepare for statewide cyber improvements being led by the OCIO. These efforts include improving the tools the Department uses to manage its information technology systems and addressing unsupported and end-of-life information technology systems. The funding is also being used to address other activities that were found to cause risk.

Related Statutes and Administrative Rules

Iowa Code chapter [13](#)

Iowa Administrative Code [61](#)

Budget Unit Number

11202B10001

1443981

More Information

Office of the Attorney General: iowaattorneygeneral.gov
LSA Staff Contact: Molly Kilker (515.725.1286) molly.kilker@legis.iowa.gov

BUDGET UNIT BRIEF – FY 2023

Fiscal Services Division

July 1, 2022



Ground Floor, State Capitol Building

Des Moines, Iowa 50319

515.281.3566

Iowa Civil Rights Commission

Purpose and History

The Iowa Civil Rights Commission is the agency charged with enforcing Iowa's [Civil Rights Act of 1965](#). Under contracts with the federal government, the Commission is also required to assist in enforcement of housing and employment discrimination laws. The Act prohibits discrimination in the areas of employment, housing, credit, public accommodation, and education. Discrimination based on race, color, creed, national origin, religion, sex, sexual orientation, gender identity, pregnancy, physical disability, mental disability, retaliation (for filing a discrimination complaint), age (in employment and credit only), familial status (in housing and credit only), and marital status (in credit only) is prohibited. The statute of limitations for filing a complaint with the Commission is 300 days from the date of the last discriminatory act.

The purpose of the Iowa Civil Rights Commission is to function as a neutral, fact-finding administrative agency that enforces Iowa's Civil Rights Act of 1965. The Commission addresses discrimination by: providing case resolution through intake, screening, mediation, investigation, conciliation, and public hearings, conducting statewide public education and training programs to prevent and respond to discrimination, and performing tests to determine the existence or extent of discrimination in Iowa.

Employment is the largest area of complaints filed, followed by housing and accommodation. Retaliation, disability, race, and sex are the most frequently named bases (personal characteristics) for discrimination in non-housing cases. Disability and race are the most frequently named bases for discrimination in housing cases.

In regard to housing, testing by the Commission helps to ensure that Iowa landlords are aware of their rights and responsibilities under fair housing laws. Housing cases are primarily resolved through settlements that include training of the landlords and an end to the discriminatory policy.

Funding

Funding for the Iowa Civil Rights Commission varies annually. Funding is provided by approximately 50.0% State General Fund appropriations and 50.0% federal funds. The Commission contracts with the federal Equal Employment Opportunity Commission (EEOC) and Department of Housing and Urban Development (HUD). The Iowa Civil Rights Commission receives federal funding for approximately 900 EEOC cases per year and 130 HUD cases per year.

The Iowa Civil Rights Commission employs volunteer attorneys statewide to conduct mediation. More than 20 Iowa lawyers volunteer to help the Commission resolve complaints through alternative dispute resolution.

More Information

Iowa Civil Rights Commission: icrc.iowa.gov
LSA Staff Contact: Isabel Waller (515.281.6561) isabel.waller@legis.iowa.gov

Local Commissions

The Iowa Civil Rights Commission partners with local human rights and civil rights commissions to provide education, shared office space for mediation of cases, the use of volunteers, and website links. Complaints are cross-filed between the State and local agencies, and the Commission has contracts with local agencies to process and investigate cases. The Commission's data system ensures that cases that are cross-filed at the federal, State, and local level are investigated by only one agency.

Related Statutes and Administrative Rules

Iowa Code chapters [216](#), [729](#), and [729A](#)
Iowa Administrative Code [161](#)

Budget Unit Number

1670J210001

Doc ID 1285111

BUDGET UNIT BRIEF – FY 2025

Fiscal Services Division

July 1, 2024



Ground Floor, State Capitol Building

Des Moines, Iowa 50319

515.281.3566

County Confinement Account

Purpose

The Department of Corrections (DOC) receives an appropriation for the County Confinement Account to reimburse counties for the temporary confinement of alleged violators pending a revocation proceeding. This includes repetitive offenders on parole and work release and offenders convicted of Operating While Intoxicated (OWI) offenses who are sentenced to the custody of the Director of the DOC. These offenders are under supervision of the Community-Based Corrections (CBC) District Departments.

Most alleged violators are incarcerated while awaiting a revocation proceeding and are held in county jails. Some alleged violators may be held in the State prison system pending the hearing. This option provides cost containment for the County Confinement Account by reducing the number of days a State prisoner is held in the county jail.

The State does not reimburse counties for housing alleged violators of probation conditions. Also, the State does not reimburse counties for holding a newly convicted offender in the county jail whose transport to the State prison system is pending.

Funding

The County Confinement Account is funded by a General Fund appropriation in the Justice System Appropriations Subcommittee budget bill.

Related Statutes and Administrative Rules

Iowa Code sections [901.7](#), [904.513](#), [904.908](#), and [906.17](#)
Iowa Administrative Code [201](#)

Budget Unit Number

2380A240001

1443596

More Information

Department of Corrections: doc.iowa.gov
LSA Staff Contact: Molly Kilker (515.725.1286) molly.kilker@legis.iowa.gov

BUDGET UNIT BRIEF – FY 2025

Fiscal Services Division

July 1, 2024



Ground Floor, State Capitol Building

Des Moines, Iowa 50319

515.281.3566

Federal Prisoners/Contractual Services Account

Purpose

The Department of Corrections (DOC) receives an appropriation for the Federal Prisoners/Contractual Services Account to provide for the placement of disruptive Iowa inmates in the Federal Bureau of Prisons. The Account also provides funds to contract for religious services that are constitutionally mandated. Iowa Code sections [904.504](#) and [904.511](#) and federal case law govern the use of this Account.

Funding

A General Fund appropriation is made to the Account in the Justice System Appropriations Bill. Language in the appropriations bill permits the General Fund appropriation to be used for contractual services of a Muslim imam and a Native American spiritual leader.

Related Statutes and Administrative Rules

Iowa Code chapter [904](#)

Iowa Code sections [904.504](#) and [904.511](#)

Iowa Administrative Code [201](#)

Budget Unit Number

2380A250001

1443664

More Information

Department of Corrections: doc.iowa.gov
LSA Staff Contact: Molly Kilker (515.725.1286) molly.kilker@legis.iowa.gov

BUDGET UNIT BRIEF – FY 2025

Fiscal Services Division

July 1, 2024



Ground Floor, State Capitol Building

Des Moines, Iowa 50319

515.281.3566

Department of Corrections Central Office

Purpose

The Department of Corrections (DOC) Central Office provides the vision, mission, strategic planning, policy and program direction, and supervision to nine institutions and eight Community-Based Corrections (CBC) District Departments. The Central Office ensures the integrity of the corrections continuum as defined in Iowa Code chapter [901B](#), and is responsible for budget, program, policy, and personnel implementation in the DOC. The Central Office budget includes jail standards and inspections, interstate compact for parole and probation, corrections compact for institutions, planning, offender treatment programs, and oversight of offender health care.

Structure and Organization

The Director of the DOC oversees the Central Office. The Board of Corrections is funded and supported by the Central Office.

There are three Deputy Directors assigned to the Central Office.

- The Deputy Director for Institutions coordinates programs, policies, and procedures for the nine adult institutions (also referred to as the State prisons) and coordinates safety/security compliance.
- The Deputy Director for Community-Based Corrections (CBCs) coordinates programs, policies, and procedures for the eight CBC District Departments, the interstate compact, work release operations, Operating While Intoxicated operations, residential facilities, and the Learning Center.
- The Deputy Director of Iowa Prison Industries oversees the private sector employment program, traditional industries, prison farms, purchasing, accounting, sales and marketing, the centralized canteen, and federal surplus property.

Additionally within the Central Office are the positions of Communications Director, Financial Manager, Research Director, Security Operations Director, Training Director, Health Care Administrator, and General Counsel.

Funding

Operations for the Central Office are funded by the State General Fund through appropriations made by the Justice System Appropriations Subcommittee. Iowa Prison Industries is funded by the Iowa State Industries Revolving Fund, and farm operations are funded by the Consolidated Farm Operations Revolving Fund.

More Information

Department of Corrections: doc.iowa.gov

Board of Parole: bop.iowa.gov

LSA Staff Contact: Molly Kilker (515.725.1286) molly.kilker@legis.iowa.gov

Related Statutes and Administrative Rules

Iowa Code chapters [901B](#), [903A](#), [904](#), [904A](#), [905](#), [906](#), [907](#), [907B](#), [908](#), [913](#), and [915](#)
Iowa Code sections [356.36](#) and [356.43](#)
Iowa Administrative Code [201](#)

Budget Unit Number

2380A200001

1443617

BUDGET UNIT BRIEF – FY 2025

Fiscal Services Division

July 1, 2024



Ground Floor, State Capitol Building

Des Moines, Iowa 50319

515.281.3566

Corrections Education

Purpose

The Department of Corrections (DOC) receives an appropriation for corrections education to fund Iowa Code section [904.516](#). The DOC Central Office contracts with local community colleges to provide professors to the institutions to allow opportunities for offenders to earn a High School Equivalency Diploma (HiSET), achieve adult literacy, and receive adult basic education while incarcerated. The DOC Central Office also contracts with Area Education Agencies (AEAs) to provide special education staff as needed.

The Department of Corrections receives federal pass-through funds from the Department of Education (DE) for the institution-based educational programs. The funds from the DE provide remedial education in reading and math for offenders under age 21 who do not have a high school diploma or its equivalent, and function at or below a sixth-grade education level.

Funding

A General Fund appropriation for corrections education is provided in the Justice System Appropriations Subcommittee budget bill. Language in the appropriations budget bill permits unused funds to be carried forward to the next fiscal year, with the restriction that the carryforward balance must be used for corrections education.

The General Fund appropriation is combined with Inmate Telephone Fund allocations as approved by the Board of Corrections. The DOC may also allocate money from the institution's canteen funds or Iowa State Industries Revolving Fund for education, as provided in the budget bill.

Related Statutes and Administrative Rules

Iowa Code section [904.516](#)

Iowa Code chapters [259A](#) and [904](#)

Iowa Administrative Code [201](#)

Budget Unit Numbers

2380A260001

1443593

More Information

Department of Corrections: doc.iowa.gov

Department of Education: educateiowa.gov

LSA Staff Contact: Molly Kilker (515.725.1286) molly.kilker@legis.iowa.gov

BUDGET UNIT BRIEF – FY 2025

Fiscal Services Division

July 1, 2024



Ground Floor, State Capitol Building

Des Moines, Iowa 50319

515.281.3566

Iowa Corrections Offender Network

Purpose and History

The Department of Corrections (DOC) receives appropriations for the Iowa Corrections Offender Network (ICON). The ICON is an electronic offender management system for staff in the corrections system. The DOC Central Office, institutions, and Community-Based Corrections (CBC) update offender information. Nine modules are available within the ICON: offender case management, medical/mental health, View (intelligence system), dietary, commissary, pharmacy, banking, critical incident reporting, and O'mail (secure inmate email). The ICON data is also used for research and for the evaluation of program effectiveness. The data is shared with various agencies across Iowa to enhance public safety.

Programming

The ICON System functionality includes:

- Offenders use computer kiosks tied into the ICON to manage their O'mail, banking, and commissary orders in the institutions. They can manage their telephone contacts and transfer funds between their accounts. An electronic law library component is available on the kiosks; offenders can conduct legal research and request legal documents to be printed through the Iowa Prison Industries link.
- Kiosks are also available to offenders under CBC supervision. Offenders can complete required forms electronically and contact their parole or probation officer. Offenders may also sign in for scheduled office appointments and submit monthly report forms. All transactions that occur using kiosks are time and date stamped in the ICON.
- Risk and needs assessment tools are available in the ICON, including the Dynamic Risk Assessment for Offender Re-entry (DRAOR) and the Iowa Risk Revised (IRR). Both assist in developing offender case plans, levels of supervision, and treatment programs. Automated scoring saves staff time and improves accuracy.
- Personal digital assistants (PDAs) are in use in the institutions to provide mobile updates to the ICON, such as offender population counts. A mobile application has been designed and is in use in the CBC District Departments, allowing supervising agents to update the ICON without returning to their offices.
- Iowa State Patrol troopers and local law enforcement officers can access the ICON to determine if the person they stopped has data in the ICON or if that person is on probation or parole.
- The DOC has used the ICON for data exchanges with the Criminal Justice Information System (CJIS) for the development and implementation of the State Sex Offender Registry, a CJIS statewide crime code table to be used by the entire criminal justice community, and CJIS electronic presentence investigations.

More Information

Department of Corrections: doc.iowa.gov
LSA Staff Contact: Molly Kilker (515.725.1286) molly.kilker@legis.iowa.gov

The DOC worked with the Board of Parole (BOP) to integrate to a single-system platform. The goal was to integrate seamlessly with the ICON so the BOP and staff can end duplication and reduce paper. The BOP members can review dockets and record decisions directly in the ICON. Decisions are automatically emailed to the assigned case manager and designated staff. Registered victims receive letters of notification of hearings and decisions generated from the ICON. The ICON is also used in the BOP's revocation process and any appeal process.

Funding

A General Fund appropriation is made in the Justice System Appropriations Bill to the DOC for the development and operation of the ICON. These funds are used for ongoing system maintenance, enhancements and upgrades, continued data exchanges with CJIS, and additional modules to enhance offender management.

Related Statutes and Administrative Rules

Iowa Code chapter [904](#)

Iowa Administrative Code [201](#)

Budget Unit Number

2380A210001

1443730

BUDGET UNIT BRIEF – FY 2025

Fiscal Services Division

July 1, 2024



Ground Floor, State Capitol Building

Des Moines, Iowa 50319

515.281.3566

Mental Health and Substance Abuse Treatment

Purpose

The Department of Corrections (DOC) receives an appropriation for mental health and substance abuse treatment. The Central Office uses these funds to procure training services or materials for staff to use in providing programming services to offenders. Materials are used in Community-Based Corrections (CBC) District Departments and prison facilities.

Funding

A General Fund appropriation for mental health and substance abuse treatment is made in the Justice System Appropriations Subcommittee budget bill.

Related Statutes and Administrative Rules

Iowa Code chapters [904](#) and [905](#)

Iowa Administrative Code [201](#)

Budget Unit Numbers

2380A300001

Doc ID 1444324

More Information

Department of Corrections: doc.iowa.gov
LSA Staff Contact: Molly Kilker (515.725.1286) molly.kilker@legis.iowa.gov

BUDGET UNIT BRIEF – FY 2025

Fiscal Services Division

July 1, 2024



Ground Floor, State Capitol Building

Des Moines, Iowa 50319

515.281.3566

DOC — Department-Wide Duties

Background and History

During the 2021 Legislative Session, the Department of Corrections (DOC) received an appropriation for department-wide duties for increased operating costs. During the 2022 Legislative Session, the majority of this appropriation was distributed among the other DOC appropriations, including the institutions, the Community-Based Corrections (CBC) district departments, and corrections administration. During the 2023 Legislative Session, the DOC was appropriated additional department-wide duties moneys for this same purpose.

Funding

In the annual Justice Systems Appropriations Act, the DOC received a General Fund appropriation of approximately \$10.1 million for department-wide duties in FY 2022, approximately \$244,000 in FY 2023, and approximately \$13.0 million in FY 2024. Any moneys not expended for this appropriation do not revert and remain available for expenditure through the end of the succeeding fiscal year.

Related Statutes and Administrative Rules

Iowa Code chapter [904](#)

Iowa Administrative Code [201](#)

Budget Unit Number

2380A340001

1443944

More Information

Department of Corrections: doc.iowa.gov

LSA Staff Contact: Molly Kilker (515.725.1286) molly.kilker@legis.iowa.gov

BUDGET UNIT BRIEF – FY 2025

Fiscal Services Division

July 1, 2024



Ground Floor, State Capitol Building

Des Moines, Iowa 50319

515.281.3566

Corrections Real Estate — Capitals

Purpose

The Director of the Department of Corrections (DOC), with the approval of the Board of Corrections, may purchase, acquire, or sell real estate for the proper uses of the institutions. Prior to June 30, 2023, the proceeds from the sale of real estate were deposited in the General Fund. An amount equal to the proceeds from the sale of the real estate was then appropriated from the General Fund to the DOC. This appropriation could be used for the purchase of other real estate or for capital improvements to property under the Director's supervision. This was a standing appropriation that did not require action by the General Assembly.

During the 2023 Legislative Session, the General Assembly established the [Corrections Capital Reinvestment Fund](#) to hold proceeds from the sale of real estate by the DOC. [Senate File 562](#) (FY 2024 Justice System Appropriations Act) transferred any moneys remaining in the General Fund on June 30, 2023, from the sale of real estate that were available to the DOC to the Corrections Capital Reinvestment Fund. The proceeds from the DOC's sale of real estate are now held in the Corrections Capital Reinvestment Fund instead of the General Fund, but the moneys are still permitted to be used for the purchase of other real estate or for capital improvements to property under the Director's supervision.

Funding and Expenditures

Appropriations and expenditures varied significantly based on the sale and purchase of real estate and on capital improvements. On June 30, 2023, approximately \$857,000 remained in the General Fund from the sale of DOC real estate and was transferred to the Corrections Capital Reinvestment Fund.

Related Statutes

Iowa Code section [904.317](#)

Budget Unit Number

23808200001

1443594

More Information

Department of Corrections: doc.iowa.gov
LSA Staff Contact: Molly Kilker (515.725.1286) molly.kilker@legis.iowa.gov

BUDGET UNIT BRIEF – FY 2025

Fiscal Services Division

July 1, 2024



Ground Floor, State Capitol Building

Des Moines, Iowa 50319

515.281.3566

State Cases Court Costs

Purpose

The Department of Corrections (DOC) receives a standing unlimited State General Fund appropriation for State Cases Court Costs. The appropriation pays for expenses incurred under Iowa Code section [904.507A](#). This includes all necessary and legal expenses incurred by an escaped offender.

Escapees

Escape from Iowa prisons is rare. The last escape from a medium or maximum security prison was July 5, 2015, at the Iowa State Penitentiary at Fort Madison. An offender escaped and was later apprehended in Illinois.

The last escape from a minimum security prison was on April 2, 2020. One offender escaped the Minimum Live-Out facility at the Iowa Correctional Institution for Women at Mitchellville and was apprehended a few hours later.

Expenditures

Expense claims are submitted to the Department of Administrative Services (DAS) and expensed against the State Cases Court Costs Account. No claims have been filed in at least 10 years. The institutions have been incurring the costs related to apprehending escaped prisoners.

Related Statutes and Administrative Rules

Iowa Code chapter [904](#)

Iowa Administrative Code [201](#)

Budget Unit Number

23808970001

1443840

More Information

Department of Corrections: doc.iowa.gov

Department of Administrative Services: das.iowa.gov

LSA Staff Contact: Molly Kilker (515.725.1286) molly.kilker@legis.iowa.gov

BUDGET UNIT BRIEF – FY 2025

Fiscal Services Division

July 1, 2024



Ground Floor, State Capitol Building

Des Moines, Iowa 50319

515.281.3566

Adult Correctional Institutions — Iowa State Penitentiary at Fort Madison

Iowa State Penitentiary

The new Iowa State Penitentiary (ISP) at Fort Madison opened August 1, 2015, when 507 offenders were transferred from the old prison built in 1839. As of 2023, the ISP has a capacity of 612 male offenders. Within the ISP, Iowa Prison Industries offers a variety of skills in the woodworking and cabinetry fields. Through Southeastern Community College, the ISP offers High School Equivalency Test (HiSET) classes, basic literacy, and English as a Second Language (ESL). The U.S. Department of Labor also offers programs to provide vocational opportunities, including apprenticeships in cabinetry, housekeeping, and food service. The ISP receives annual funding from a General Fund appropriation in the Justice System Appropriations Bill.

Purpose

The adult correctional institutions (also referred to as State prisons) are responsible for incarcerating offenders sentenced to the custody and control of the Department of Corrections (DOC). These offenders are generally more violent or of higher risk compared to offenders supervised in Community-Based Corrections (CBC). The institutions provide offenders with essential services to reduce risk to the general public upon release due to parole, work release, or expiration of sentence.

Iowa Code chapter [901B](#) provides a continuum of sanctions for Iowa's correctional system. This includes sentencing options where offenders receive nonsupervised sanctions. The Iowa Code chapter provides various intermediate supervision levels by the CBC District Departments. The institutions provide the most severe level of sanction and incarcerate violent offenders and offenders who cannot be safely managed in community settings. About 20.0% of offenders in the State corrections system are incarcerated in the State prisons, while approximately 80.0% are supervised by the CBC District Departments.

Administration

Iowa Code chapter [904](#) creates the DOC and lists each of the nine institutions. It also creates a policymaking Board of Corrections that provides oversight of the DOC rules, policies, and procedures; approves the operating and capital budgets; and makes recommendations to the Governor concerning qualified candidates for the position of the Director of the Department.

The DOC Central Office has direct authority over the institutions, including personnel, staff training, the purchase or sale of real estate, investigations, confidentiality of records, offender supervision and work,

More Information

Department of Corrections: doc.iowa.gov
LSA Staff Contact: Molly Kilker (515.725.1286) molly.kilker@legis.iowa.gov

the prison farms, and Iowa State Industries (also referred to as Iowa Prison Industries). The Central Office is also responsible for statewide and long-range planning, budget oversight, and establishment of program guidelines in the institutions.

Institutions Overview

The operating costs of the institutions are 99.9% funded from the State General Fund. See the ***Fiscal Research Brief*** [Prison Population and Capacity](#) for historical budget and population information for the prison system. Each of the nine institutions provides security; housing; dietary services; medical, mental health, and substance abuse treatment; education and job skills training; behavioral and psychological treatment; and recreational activities. Additionally, each prison has a primary focus.

Related Statutes and Administrative Rules

Iowa Code chapters [901](#), [901A](#), [901B](#), [903A](#), [904](#), [905](#), [906](#), [908](#), [909](#), [910](#), [913](#), [914](#), and [915](#)
Iowa Administrative Code [201](#)

Budget Unit Number

2420A400001

1443524

BUDGET UNIT BRIEF – FY 2025

Fiscal Services Division

July 1, 2024



Ground Floor, State Capitol Building

Des Moines, Iowa 50319

515.281.3566

Adult Correctional Institutions — Anamosa State Penitentiary

Anamosa State Penitentiary

The Anamosa State Penitentiary (ASP) is a medium security institution that was built in 1872. As of 2023, the ASP has a capacity of 908 male offenders. Programs are offered that provide opportunities to acquire academic and vocational skills. Education services are provided through Kirkwood Community College for the High School Equivalency Test (HiSET), literacy, vocational programming, and college-level classes. Cognitive-based programming is also offered. The Iowa Prison Industries (IPI) business office is located at this institution. IPI employment opportunities include Braille transcription; custom woodworking; manufacturing filters; housekeeping and laundry; graphic arts; and manufacturing license plates, metal furniture, and signs. The ASP receives annual funding from a General Fund appropriation in the Justice System Appropriations Bill.

Purpose

The adult correctional institutions (also referred to as State prisons) are responsible for incarcerating offenders sentenced to the custody and control of the Department of Corrections (DOC). These offenders are generally more violent or of higher risk compared to offenders supervised in Community-Based Corrections (CBC). The institutions provide offenders with essential services to reduce risk to the general public upon release due to parole, work release, or expiration of sentence.

Iowa Code chapter [901B](#) provides a continuum of sanctions for Iowa's correctional system. This includes sentencing options where offenders receive nonsupervised sanctions. The Iowa Code chapter provides various intermediate supervision levels by the CBC District Departments. The institutions provide the most severe level of sanction and incarcerate violent offenders and offenders who cannot be safely managed in community settings. About 20.0% of offenders in the State corrections system are incarcerated in the State prisons, while approximately 80.0% are supervised by the CBC District Departments.

Administration

Iowa Code chapter [904](#) creates the DOC and lists each of the nine institutions. It also creates a policymaking Board of Corrections that provides oversight of the DOC rules, policies, and procedures; approves the operating and capital budgets; and makes recommendations to the Governor concerning qualified candidates for the position of the Director of the Department.

The DOC Central Office has direct authority over the institutions, including personnel, staff training, the purchase or sale of real estate, investigations, confidentiality of records, offender supervision and work, the prison farms, and Iowa State Industries (also referred to as Iowa Prison Industries). The Central Office is also responsible for statewide and long-range planning, budget oversight, and establishment of program guidelines in the institutions.

More Information

Department of Corrections: doc.iowa.gov
LSA Staff Contact: Molly Kilker (515.725.1286) molly.kilker@legis.iowa.gov

Institutions

The operating costs of the institutions are 99.9% funded from the State General Fund. See the ***Fiscal Research Brief*** [Prison Population and Capacity](#) for historical budget and population information for the prison system. Each of the nine institutions provides security; housing; dietary services; medical, mental health, and substance abuse treatment; education and job skills training; behavioral and psychological treatment; and recreational activities. Additionally, each prison has a primary focus.

Related Statutes and Administrative Rules

Iowa Code chapters [901](#), [901A](#), [901B](#), [903A](#), [904](#), [905](#), [906](#), [908](#), [909](#), [910](#), [913](#), [914](#), and [915](#)
Iowa Administrative Code [201](#)

Budget Unit Number

2430A450001

1443519

BUDGET UNIT BRIEF – FY 2025

Fiscal Services Division

July 1, 2024



Ground Floor, State Capitol Building

Des Moines, Iowa 50319

515.281.3566

Adult Correctional Institutions — Iowa Medical Classification Center at Oakdale

Iowa Medical Classification Center

The Iowa Medical Classification Center (IMCC) at Oakdale was built in 1969 and is located in Coralville. The IMCC serves as the reception and classification center for all adult males entering the institutional corrections system. The Department of Corrections (DOC) moved the women's unit and reception functions for female offenders to the Iowa Correctional Institution for Women (ICIW) at Mitchellville in FY 2014. As of 2023, the IMCC has a capacity of 585 offenders. A medium security general population unit is in operation at the IMCC, and the IMCC also runs the only licensed forensic psychiatric hospital in the State, providing inpatient psychiatric and evaluation services to nonadjudicated patients. An additional unit consisting of 178 medical and psychiatric beds was added in 2007 to meet the increasing mental health and medical needs of the correctional population. The IMCC budget previously included funds for the centralized pharmacy, but in FY 2023 the funding for DOC pharmaceuticals was separated from the IMCC's budget. In FY 2018, the Youthful Incarcerated Individual Program was transferred to the IMCC from the Anamosa State Penitentiary (ASP) to house offenders under 18 years old who are sentenced to State prison. The IMCC receives annual funding from a General Fund appropriation in the Justice System Appropriations Bill.

Purpose

The adult correctional institutions (also referred to as State prisons) are responsible for incarcerating offenders sentenced to the custody and control of the DOC. These offenders are generally more violent or of higher risk compared to offenders supervised in Community-Based Corrections (CBC). The institutions provide offenders with essential services to reduce risk to the general public upon release due to parole, work release, or expiration of sentence.

Iowa Code chapter [901B](#) provides a continuum of sanctions for Iowa's correctional system. This includes sentencing options where offenders receive nonsupervised sanctions. The Iowa Code chapter provides various intermediate supervision levels by the CBC District Departments. The institutions provide the most severe level of sanction and incarcerate violent offenders and offenders who cannot be safely managed in community settings. About 20.0% of offenders in the State corrections system are incarcerated in the State prisons, while approximately 80.0% are supervised by the CBC District Departments.

Administration

Iowa Code chapter [904](#) creates the DOC and lists each of the nine institutions. It also creates a policymaking Board of Corrections that provides oversight of the DOC rules, policies, and procedures; approves the operating and capital budgets; and makes recommendations to the Governor concerning qualified candidates for the position of the Director of the Department.

More Information

Department of Corrections: doc.iowa.gov
LSA Staff Contact: Molly Kilker (515.725.1286) molly.kilker@legis.iowa.gov

The DOC Central Office has direct authority over the institutions, including personnel, staff training, the purchase or sale of real estate, investigations, confidentiality of records, offender supervision and work, the prison farms, and Iowa State Industries (also referred to as Iowa Prison Industries). The Central Office is also responsible for statewide and long-range planning, budget oversight, and establishment of program guidelines in the institutions.

Institutions

The operating costs of the institutions are 99.9% funded from the State General Fund. See the ***Fiscal Research Brief*** [Prison Population and Capacity](#) for historical budget and population information for the prison system. Each of the nine institutions provides security; housing; dietary services; medical, mental health, and substance abuse treatment; education and job skills training; behavioral and psychological treatment; and recreational activities. Additionally, each prison has a primary focus.

Related Statutes and Administrative Rules

Iowa Code chapters [901](#), [901A](#), [901B](#), [903A](#), [904](#), [905](#), [906](#), [908](#), [909](#), [910](#), [913](#), [914](#), and [915](#)
Iowa Administrative Code [201](#)

Budget Unit Number

2440A500001

1443523

BUDGET UNIT BRIEF – FY 2025

Fiscal Services Division

July 1, 2024



Ground Floor, State Capitol Building

Des Moines, Iowa 50319

515.281.3566

DOC Institutional Pharmaceuticals

Background and History

Prior to FY 2008, each of the nine Department of Corrections (DOC) institutions had its own budget for pharmaceuticals. In FY 2008, the General Assembly transferred approximately \$6.9 million from eight of the institutions to the Iowa Medical and Classification Center (IMCC) at Oakdale to create a centralized pharmacy, primarily as a cost-containment effort. From FY 2008 to FY 2022, the funding for departmentwide institutional pharmaceuticals was included in the appropriation to the IMCC, and the IMCC oversaw this budget. All invoices for medication purchases at other pharmacy locations were processed by the IMCC and paid from this transferred funding. In FY 2023, the General Assembly separated the DOC pharmaceuticals funding from the appropriation to the IMCC, and the DOC departmentwide institutional pharmaceuticals received its own appropriation for approximately \$8.6 million. This appropriation was separated from the IMCC appropriation to reduce the strain on the IMCC's budget caused by including statewide pharmaceutical costs.

Purpose

The DOC institutional pharmaceuticals appropriation funds the cost of pharmaceuticals, including drugs and biologicals, provided to individuals incarcerated in the DOC institutions. All nine institutions are served by two DOC central pharmacy locations. These full-service central pharmacies are located at the IMCC and the Iowa Correctional Institution for Women (ICIW) at Mitchellville. Pharmaceutical costs are not necessarily stable year to year since costs vary based on the medical conditions of the individuals who are incarcerated. The DOC purchases medications under contract and utilizes a government buying group in order to lower costs.

Funding

A General Fund appropriation for the DOC departmentwide institutional pharmaceuticals is provided in the Justice System Appropriations Subcommittee budget bill.

Related Statutes and Administrative Rules

Iowa Code chapter [904](#)

Iowa Administrative Code [201](#)

Budget Unit Number

2440A520001

1443937

More Information

Department of Corrections: doc.iowa.gov
LSA Staff Contact: Molly Kilker (515.725.1286) molly.kilker@legis.iowa.gov

BUDGET UNIT BRIEF – FY 2025

Fiscal Services Division

July 1, 2024



Ground Floor, State Capitol Building

Des Moines, Iowa 50319

515.281.3566

Adult Correctional Institutions — Newton Correctional Facility

Newton Correctional Facility

The Newton Correctional Facility (NCF) was built in 1965. As of 2023, the NCF has a capacity of 1,014 male offenders. The NCF includes a minimum security facility and a medium security facility. The NCF emphasizes sex offender housing and treatment and preparing offenders for parole, work release, or discharge. Treatment includes sex offender programming and focuses on preparing offenders for reentry. Educational and work programs are offered. The NCF is now the primary location for the treatment and housing of males convicted of sex offenses after the majority of that population was moved from the Mount Pleasant Correctional Facility in FY 2017. The Homes for Iowa home-building program is located at the NCF. The NCF receives annual funding from a General Fund appropriation in the Justice System Appropriations Bill.

Purpose

The adult correctional institutions (also referred to as State prisons) are responsible for incarcerating offenders sentenced to the custody and control of the Department of Corrections (DOC). These offenders are generally more violent or of higher risk compared to offenders supervised in Community-Based Corrections (CBC). The institutions provide offenders with essential services to reduce risk to the general public upon release due to parole, work release, or expiration of sentence.

Iowa Code chapter [901B](#) provides a continuum of sanctions for Iowa's correctional system. This includes sentencing options where offenders receive nonsupervised sanctions. The Iowa Code chapter provides various intermediate supervision levels by the CBC District Departments. The institutions provide the most severe level of sanction and incarcerate violent offenders and offenders who cannot be safely managed in community settings. About 20.0% of offenders in the State corrections system are incarcerated in the State prisons, while approximately 80.0% are supervised by the CBC District Departments.

Administration

Iowa Code chapter [904](#) creates the DOC and lists each of the nine institutions. It also creates a policymaking Board of Corrections that provides oversight of the DOC rules, policies, and procedures; approves the operating and capital budgets; and makes recommendations to the Governor concerning qualified candidates for the position of the Director of the Department.

The DOC Central Office has direct authority over the institutions, including personnel, staff training, the purchase or sale of real estate, investigations, confidentiality of records, offender supervision and work, the prison farms, and Iowa State Industries (also referred to as Iowa Prison Industries). The Central Office is also responsible for statewide and long-range planning, budget oversight, and establishment of

More Information

Department of Corrections: doc.iowa.gov
LSA Staff Contact: Molly Kilker (515.725.1286) molly.kilker@legis.iowa.gov

program guidelines in the institutions.

Institutions

The operating costs of the institutions are 99.9% funded from the State General Fund. See the ***Fiscal Research Brief*** [Prison Population and Capacity](#) for historical budget and population information for the prison system. Each of the nine institutions provides security; housing; dietary services; medical, mental health, and substance abuse treatment; education and job skills training; behavioral and psychological treatment; and recreational activities. Additionally, each prison has a primary focus.

Related Statutes and Administrative Rules

Iowa Code chapters [901](#), [901A](#), [901B](#), [903A](#), [904](#), [905](#), [906](#), [908](#), [909](#), [910](#), [913](#), [914](#), and [915](#)
Iowa Administrative Code [201](#)

Budget Unit Number

2450A550001

1443526

BUDGET UNIT BRIEF – FY 2025

Fiscal Services Division

July 1, 2024



Ground Floor, State Capitol Building

Des Moines, Iowa 50319

515.281.3566

Adult Correctional Institutions — Mount Pleasant Correctional Facility

Mount Pleasant Correctional Facility

The Mount Pleasant Correctional Facility (MPCF) was established in 1976 as a temporary unit to hold 144 offenders. The MPCF operated as a medium security facility and was the primary location for the treatment and housing of males convicted of sex offenses until FY 2017, when the majority of that population was moved to the Newton Correctional Facility. In 2016, the MPCF was reclassified as a minimum security facility with a focus on preparing offenders for reentry to the community. As of 2023, the facility has a capacity of 940 male offenders. Core programming includes substance abuse programming and cognitive/batterers education. Through Southeastern Community College, offenders at the MPCF can receive a High School Equivalency Test (HiSET) degree, literacy certificates, vocational education, and special education. The MPCF receives annual funding from a General Fund appropriation in the Justice System Appropriations Bill.

The MPCF was built in 1860. The facility operated as a shared campus with the former Mount Pleasant Mental Health Institute (MHI), which was under the control of the former Department of Human Services (DHS). The MPCF previously had a 100-bed women's unit that served incarcerated females with special needs. This unit closed in FY 2014, and the offenders and budget were transferred to new buildings at the Iowa Correctional Institution for Women at Mitchellville.

Purpose

The adult correctional institutions (also referred to as State prisons) are responsible for incarcerating offenders sentenced to the custody and control of the Department of Corrections (DOC). These offenders are generally more violent or of higher risk compared to offenders supervised in Community-Based Corrections (CBC). The institutions provide offenders with essential services to reduce risk to the general public upon release due to parole, work release, or expiration of sentence.

Iowa Code chapter [901B](#) provides a continuum of sanctions for Iowa's correctional system. This includes sentencing options where offenders receive nonsupervised sanctions. The Iowa Code chapter provides various intermediate supervision levels by the CBC District Departments. The institutions provide the most severe level of sanction and incarcerate violent offenders and offenders who cannot be safely managed in community settings. About 20.0% of offenders in the State corrections system are incarcerated in the State prisons, while approximately 80.0% are supervised by the CBC District Departments.

More Information

Department of Corrections: doc.iowa.gov
LSA Staff Contact: Molly Kilker (515.725.1286) molly.kilker@legis.iowa.gov

Administration

Iowa Code chapter [904](#) creates the DOC and lists each of the nine institutions. It also creates a policymaking Board of Corrections that provides oversight of the DOC rules, policies, and procedures; approves the operating and capital budgets; and makes recommendations to the Governor concerning qualified candidates for the position of the Director of the Department.

The DOC Central Office has direct authority over the institutions, including personnel, staff training, the purchase or sale of real estate, investigations, confidentiality of records, offender supervision and work, the prison farms, and Iowa State Industries (also referred to as Iowa Prison Industries). The Central Office also is responsible for statewide and long-range planning, budget oversight, and establishment of program guidelines in the institutions.

Institutions

The operating costs of the institutions are 99.9% funded from the State General Fund. See the *Fiscal Research Brief [Prison Population and Capacity](#)* for historical budget and population information for the prison system. Each of the nine institutions provides security; housing; dietary services; medical, mental health, and substance abuse treatment; education and job skills training; behavioral and psychological treatment; and recreational activities. Additionally, each prison has a primary focus.

Related Statutes and Administrative Rules

Iowa Code chapters [901](#), [901A](#), [901B](#), [903A](#), [904](#), [905](#), [906](#), [908](#), [909](#), [910](#), [913](#), [914](#), and [915](#)
Iowa Administrative Code [201](#)

Budget Unit Number

2460A600001

1443525

BUDGET UNIT BRIEF – FY 2025

Fiscal Services Division

July 1, 2024



Ground Floor, State Capitol Building

Des Moines, Iowa 50319

515.281.3566

Adult Correctional Institutions — North Central Correctional Facility at Rockwell City

North Central Correctional Facility

The North Central Correctional Facility (NCCF) at Rockwell City was built in 1918 and served as the State's first separate prison for women. After 1982, the facility began serving male offenders close to release. The NCCF now houses minimum custody male offenders who have been classified as low risk, including misdemeanants and felons. As of 2023, the NCCF has a capacity of 245 offenders. Through Iowa Central Community College, the NCCF offers vocational education such as training in culinary arts, welding, forklift training, warehouse management, and other areas as funding permits. Apprenticeship opportunities in welding, building maintenance, plumbing, painting, cooking, and carpentry are also available. Cognitive programs and self-help groups are offered. The NCCF receives annual funding from a General Fund appropriation in the Justice System Appropriations Bill.

Purpose

The adult correctional institutions (also referred to as State prisons) are responsible for incarcerating offenders sentenced to the custody and control of the Department of Corrections (DOC). These offenders are generally more violent or of higher risk compared to offenders supervised in Community-Based Corrections (CBC). The institutions provide offenders with essential services to reduce risk to the general public upon release due to parole, work release, or expiration of sentence.

Iowa Code chapter [901B](#) provides a continuum of sanctions for Iowa's correctional system. This includes sentencing options where offenders receive nonsupervised sanctions. The Iowa Code chapter provides various intermediate supervision levels by the CBC District Departments. The institutions provide the most severe level of sanction and incarcerate violent offenders and offenders who cannot be safely managed in community settings. About 20.0% of offenders in the State corrections system are incarcerated in the State prisons, while approximately 80.0% are supervised by the CBC District Departments.

Administration

Iowa Code chapter [904](#) creates the DOC and lists each of the nine institutions. It also creates a policymaking Board of Corrections that provides oversight of the DOC rules, policies, and procedures; approves the operating and capital budgets; and makes recommendations to the Governor concerning qualified candidates for the position of the Director of the Department.

The DOC Central Office has direct authority over the institutions, including personnel, staff training, the purchase or sale of real estate, investigations, confidentiality of records, offender supervision and work, the prison farms, and Iowa State Industries (also referred to as Iowa Prison Industries). The Central Office is also responsible for statewide and long-range planning, budget oversight, and establishment of

More Information

Department of Corrections: doc.iowa.gov
LSA Staff Contact: Molly Kilker (515.725.1286) molly.kilker@legis.iowa.gov

program guidelines in the institutions.

Institutions

The operating costs of the institutions are 99.9% funded from the State General Fund. See the ***Fiscal Research Brief*** [Prison Population and Capacity](#) for historical budget and population information for the prison system. Each of the nine institutions provides security; housing; dietary services; medical, mental health, and substance abuse treatment; education and job skills training; behavioral and psychological treatment; and recreational activities. Additionally, each prison has a primary focus.

Related Statutes and Administrative Rules

Iowa Code chapters [901](#), [901A](#), [901B](#), [903A](#), [904](#), [905](#), [906](#), [908](#), [909](#), [910](#), [913](#), [914](#), and [915](#)
Iowa Administrative Code [201](#)

Budget Unit Number

2470A650001

1443527

BUDGET UNIT BRIEF – FY 2025

Fiscal Services Division

July 1, 2024



Ground Floor, State Capitol Building

Des Moines, Iowa 50319

515.281.3566

Adult Correctional Institutions — Clarinda Correctional Facility

Clarinda Correctional Facility

The Clarinda Correctional Facility (CCF) was established in 1980 as an adult male medium security prison to serve primarily general population offenders who have no identified issues, chemically dependent offenders, intellectually disabled offenders, mentally ill offenders, and offenders diagnosed with special needs. As of 2023, the CCF has a capacity of 750 male offenders. Through Iowa Western Community College, the CCF offers programs for the High School Equivalency Test (HiSET), literacy, life skills, digital literacy, and special education. Apprenticeship programs are also offered, including landscaping, welding, and metal fabricating. The CCF was colocated with the Clarinda Mental Health Institute (MHI) under the control of the Department of Health and Human Services (HHS) until the Clarinda MHI closed in 2015. The CCF receives annual funding from a General Fund appropriation in the Justice System Appropriations Bill.

Purpose

The adult correctional institutions (also referred to as State prisons) are responsible for incarcerating offenders sentenced to the custody and control of the Department of Corrections (DOC). These offenders are generally more violent or of higher risk compared to offenders supervised in Community-Based Corrections (CBC). The institutions provide offenders with essential services to reduce risk to the general public upon release due to parole, work release, or expiration of sentence.

Iowa Code chapter [901B](#) provides a continuum of sanctions for Iowa's correctional system. This includes sentencing options where offenders receive nonsupervised sanctions. The Iowa Code chapter provides various intermediate supervision levels by the CBC District Departments. The institutions provide the most severe level of sanction and incarcerate violent offenders and offenders who cannot be safely managed in community settings. About 20.0% of offenders in the State corrections system are incarcerated in the State prisons, while approximately 80.0% are supervised by the CBC District Departments.

Administration

Iowa Code chapter [904](#) creates the DOC and lists each of the nine institutions. It also creates a policymaking Board of Corrections that provides oversight of the DOC rules, policies, and procedures; approves the operating and capital budgets; and makes recommendations to the Governor concerning qualified candidates for the position of the Director of the Department.

The DOC Central Office has direct authority over the institutions, including personnel, staff training, the purchase or sale of real estate, investigations, confidentiality of records, offender supervision and work, the prison farms, and Iowa State Industries (also referred to as Iowa Prison Industries). The Central Office also is responsible for statewide and long-range planning, budget oversight, and establishment of

More Information

Department of Corrections: doc.iowa.gov
LSA Staff Contact: Molly Kilker (515.725.1286) molly.kilker@legis.iowa.gov

program guidelines in the institutions.

Institutions

The operating costs of the institutions are 99.9% funded from the State General Fund. See the ***Fiscal Research Brief*** [Prison Population and Capacity](#) for historical budget and population information for the prison system. Each of the nine institutions provides security; housing; dietary services; medical, mental health, and substance abuse treatment; education and job skills training; behavioral and psychological treatment; and recreational activities. Additionally, each prison has a primary focus.

Related Statutes and Administrative Rules

Iowa Code chapters [901](#), [901A](#), [901B](#), [903A](#), [904](#), [905](#), [906](#), [908](#), [909](#), [910](#), [913](#), [914](#), and [915](#)
Iowa Administrative Code [201](#)

Budget Unit Number

2480A700001

1443520

BUDGET UNIT BRIEF – FY 2025

Fiscal Services Division

July 1, 2024



Ground Floor, State Capitol Building

Des Moines, Iowa 50319

515.281.3566

Adult Correctional Institutions — Correctional Institution for Women at Mitchellville

Iowa Correctional Institution for Women

The Iowa Correctional Institution for Women (ICIW) at Mitchellville is a minimum/medium security prison for female offenders. As of 2023, the ICIW has a capacity of 774 offenders. ICIW houses offenders in dorm-like living units and celled housing. The ICIW provides educational and vocational services to offenders including adult basic education, special education for eligible individuals, and high school equivalency programs. Programs are offered to prepare offenders for successful reentry to the community. The ICIW receives annual funding from a General Fund appropriation in the Justice System Appropriations Bill.

Purpose

The adult correctional institutions (also referred to as State prisons) are responsible for incarcerating offenders sentenced to the custody and control of the Department of Corrections (DOC). These offenders are generally more violent or of higher risk compared to offenders supervised in Community-Based Corrections (CBC). The institutions provide offenders with essential services to reduce risk to the general public upon release due to parole, work release, or expiration of sentence.

Iowa Code chapter [901B](#) provides a continuum of sanctions for Iowa's correctional system. This includes sentencing options where offenders receive nonsupervised sanctions. The Iowa Code chapter provides various intermediate supervision levels by the CBC District Departments. The institutions provide the most severe level of sanction and incarcerate violent offenders and offenders who cannot be safely managed in community settings. About 20.0% of offenders in the State corrections system are incarcerated in the State prisons, while approximately 80.0% are supervised by the CBC District Departments.

Administration

Iowa Code chapter [904](#) creates the DOC and lists each of the nine institutions. It also creates a policymaking Board of Corrections that provides oversight of the DOC rules, policies, and procedures; approves the operating and capital budgets; and makes recommendations to the Governor concerning qualified candidates for the position of the Director of the Department.

The DOC Central Office has direct authority over the institutions, including personnel, staff training, the purchase or sale of real estate, investigations, confidentiality of records, offender supervision and work, the prison farms, and Iowa State Industries (also referred to as Iowa Prison Industries). The Central Office is also responsible for statewide and long-range planning, budget oversight, and establishment of program guidelines in the institutions.

More Information

Department of Corrections: doc.iowa.gov
LSA Staff Contact: Molly Kilker (515.725.1286) molly.kilker@legis.iowa.gov

Institutions

The operating costs of the institutions are 99.9% funded from the State General Fund. See the ***Fiscal Research Brief*** [Prison Population and Capacity](#) for historical budget and population information for the prison system. Each of the nine institutions provides security; housing; dietary services; medical, mental health, and substance abuse treatment; education and job skills training; behavioral and psychological treatment; and recreational activities. Additionally, each prison has a primary focus.

Related Statutes and Administrative Rules

Iowa Code chapters [901](#), [901A](#), [901B](#), [903A](#), [904](#), [905](#), [906](#), [908](#), [909](#), [910](#), [913](#), [914](#), and [915](#)

Iowa Administrative Code [201](#)

Budget Unit Number

2490A750001

1443521

BUDGET UNIT BRIEF – FY 2025

Fiscal Services Division

July 1, 2024



Ground Floor, State Capitol Building

Des Moines, Iowa 50319

515.281.3566

Adult Correctional Institutions — Fort Dodge Correctional Facility

Fort Dodge Correctional Facility

The Fort Dodge Correctional Facility (FDCF) is a medium security prison that opened in 1998. As of 2023, the FDCF has a capacity of 1,162 offenders. The FDCF provides domestic abuse and substance abuse treatment classes, cognitive behavioral therapy, apprentice programs, volunteer opportunities with the local community, and Iowa Prison Industries (IPI) textiles manufacturing. Through Iowa Central Community College, the FDCF provides education opportunities, including High School Equivalency Test (HiSET) classes, literacy, special education, and life skills. The FDCF receives annual funding from a General Fund appropriation in the Justice System Appropriations Bill.

Purpose

The adult correctional institutions (also referred to as State prisons) are responsible for incarcerating offenders sentenced to the custody and control of the Department of Corrections (DOC). These offenders are generally more violent or of higher risk compared to offenders supervised in Community-Based Corrections (CBC). The institutions provide offenders with essential services to reduce risk to the general public upon release due to parole, work release, or expiration of sentence.

Iowa Code chapter [901B](#) provides a continuum of sanctions for Iowa's correctional system. This includes sentencing options where offenders receive nonsupervised sanctions. The Iowa Code chapter provides various intermediate supervision levels by the CBC District Departments. The institutions provide the most severe level of sanction and incarcerate violent offenders and offenders who cannot be safely managed in community settings. About 20.0% of offenders in the State corrections system are incarcerated in the State prisons, while approximately 80.0% are supervised by the CBC District Departments.

Administration

Iowa Code chapter [904](#) creates the DOC and lists each of the nine institutions. It also creates a policymaking Board of Corrections that provides oversight of the DOC rules, policies, and procedures; approves the operating and capital budgets; and makes recommendations to the Governor concerning qualified candidates for the position of the Director of the Department.

The DOC Central Office has direct authority over the institutions, including personnel, staff training, the purchase or sale of real estate, investigations, confidentiality of records, offender supervision and work, the prison farms, and Iowa State Industries (also referred to as Iowa Prison Industries). The Central Office is also responsible for statewide and long-range planning, budget oversight, and establishment of program guidelines in the institutions.

Institutions

The operating costs of the institutions are 99.9% funded from the State General Fund. See the *Fiscal Research Brief* [Prison Population and Capacity](#) for historical budget and population information for the

More Information

Department of Corrections: doc.iowa.gov
LSA Staff Contact: Molly Kilker (515.725.1286) molly.kilker@legis.iowa.gov

prison system. Each of the nine institutions provides security; housing; dietary services; medical, mental health, and substance abuse treatment; education and job skills training; behavioral and psychological treatment; and recreational activities. Additionally, each prison has a primary focus.

Related Statutes and Administrative Rules

Iowa Code chapters [901](#), [901A](#), [901B](#), [903A](#), [904](#), [905](#), [906](#), [908](#), [909](#), [910](#), [913](#), [914](#), and [915](#)
Iowa Administrative Code [201](#)

Budget Unit Number

2520A800001

1443522

BUDGET UNIT BRIEF – FY 2025

Fiscal Services Division

July 1, 2024



Ground Floor, State Capitol Building

Des Moines, Iowa 50319

515.281.3566

Community-Based Corrections (District 1)

Purpose

Community-Based Corrections (CBC) is an alternative to incarcerating persons convicted of criminal offenses. This includes persons on pretrial release, probation, or parole who reside in the community under the supervision of a CBC District Department and participate in treatment programs. Approximately 80.0% of offenders in the State corrections system are supervised by the CBC District Departments, while approximately 20.0% are incarcerated in the State prison system.

Structure

Iowa has eight CBC District Departments, also referred to as “Judicial District Departments of Correctional Services.” The geographic boundaries of the CBC District Departments correspond to the eight judicial districts in the court system.

The CBC District Departments are under the direction and control of the Department of Corrections (DOC), which has responsibility for CBC programs. Pursuant to Iowa Code chapter [905](#), each CBC District Department has a director who is appointed by the director of the DOC, and a board of directors that operates in an advisory-only capacity. The director of a CBC District Department administers the CBC District Department. Employees of the CBC District Departments are employees of the DOC.

The General Assembly appropriates funds to the DOC for each CBC District Department. The CBC District Departments are funded approximately 80.0% through the General Fund and approximately 20.0% through local fees.

Programming

Iowa Code chapter [901B](#) provides for:

- Intermediate criminal sanctions for correctional supervision. In Level One sanctions, offenders are not supervised by CBC District Departments, but are placed on unsupervised probation and report to the Court rather than a CBC District Department.
- A continuum of supervision levels within the CBC District Departments. The CBC District Departments are also authorized by statute to move the supervision level along the continuum from monitored sanctions, such as low-risk diversion programs, to short-term incarceration, such as residential facilities. The Chief Judge of each judicial district approves the Intermediate Criminal Sanctions Plan.

Iowa Code chapter [907](#) permits CBC District Departments to discharge offenders on probation if certain conditions are met.

More Information

Department of Corrections: doc.iowa.gov
First Judicial District: doc.iowa.gov/find-facility/first-district
LSA Staff Contact: Molly Kilker (515.725.1286) molly.kilker@legis.iowa.gov

Field Services and Residential Correctional Facilities

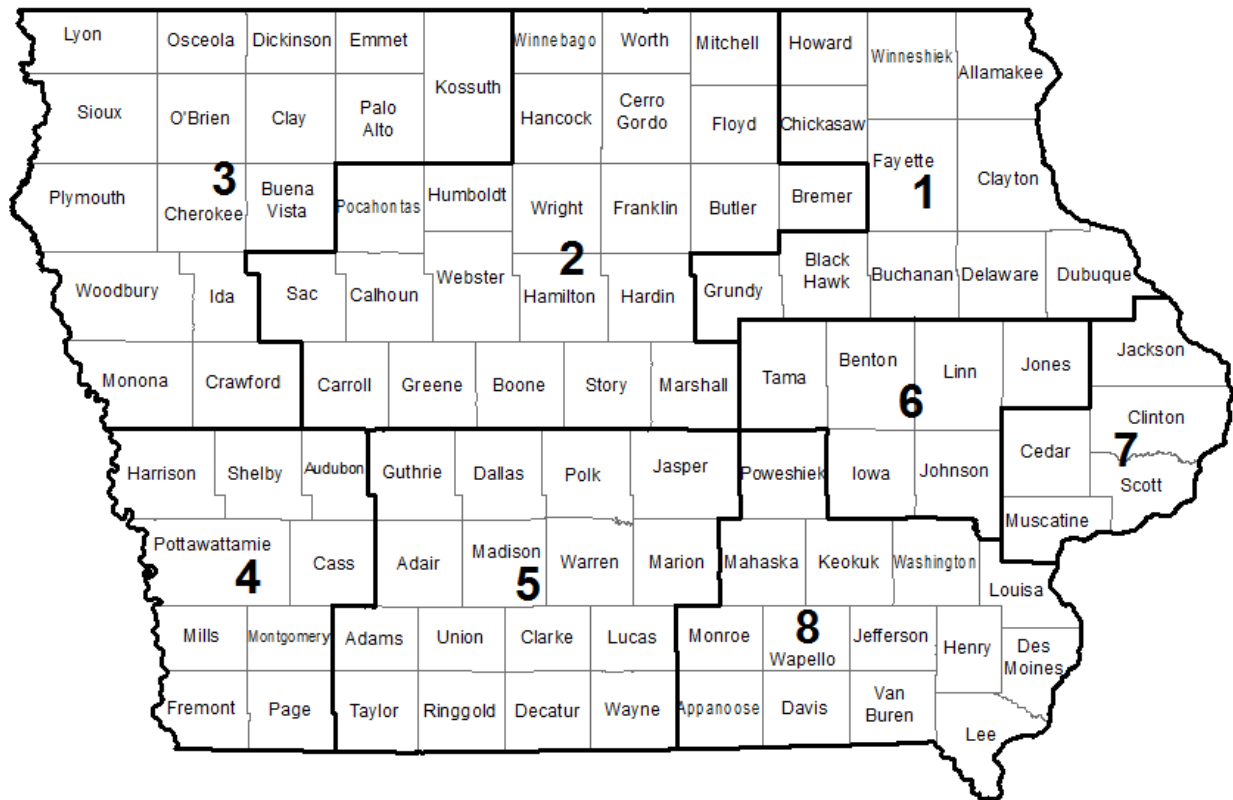
The CBC District Departments operate field offices in local communities that provide administration and staff for a variety of parole and probation programs and supervision levels, as well as staff that conduct presentence investigations and pretrial interviews and supervision.

The CBC District Departments also have residential facilities as an intermediate sanction for offenders on parole, work release, the Operating While Intoxicated (OWI) Continuum, or probation. CBC District Departments may also house federal prisoners, offenders on special sentences, or interstate compact offenders. These nonsecure facilities provide 24-hour supervision of offenders who may leave for approved purposes such as job-seeking, employment, or treatment. Statewide capacity is approximately 1,600 beds. The facilities are usually at capacity, and there is typically a waiting list of hundreds of offenders.

CBC District 1

The First Judicial District serves 11 counties in northeast Iowa: Allamakee, Black Hawk, Buchanan, Chickasaw, Clayton, Delaware, Dubuque, Fayette, Grundy, Howard, and Winneshiek. The First Judicial District offers the following services: pretrial services, presentence investigation, probation, residential/work release facilities, parole supervision, interstate compact, substance abuse treatment, mental health services, sex offender treatment, women offender programming, drug courts, and domestic violence courts.

Geographic Boundaries of CBC District Departments



Related Statutes and Administrative Rules

Iowa Code chapters [321J](#), [901](#), [901B](#), [903A](#), [904](#), [905](#), [906](#), [907](#), [907B](#), [908](#), [909](#), [910](#), [913](#), [915](#)

Iowa Administrative Code [201](#)

Budget Unit Number

2210A010001

1443570

BUDGET UNIT BRIEF – FY 2025

Fiscal Services Division

July 1, 2024



Ground Floor, State Capitol Building

Des Moines, Iowa 50319

515.281.3566

Community-Based Corrections (District 2)

Purpose

Community-Based Corrections (CBC) is an alternative to incarcerating persons convicted of criminal offenses. This includes persons on pretrial release, probation, or parole who reside in the community under the supervision of a CBC District Department and participate in treatment programs. Approximately 80.0% of offenders in the State corrections system are supervised by the CBC District Departments, while approximately 20.0% are incarcerated in the State prison system.

Structure

Iowa has eight CBC District Departments, also referred to as “Judicial District Departments of Correctional Services.” The geographic boundaries of the CBC District Departments correspond to the eight judicial districts in the court system.

The CBC District Departments are under the direction and control of the Department of Corrections (DOC), which has responsibility for CBC programs. Pursuant to Iowa Code chapter [905](#), each CBC District Department has a director who is appointed by the director of the DOC, and a board of directors that operates in an advisory-only capacity. The director of a CBC District Department administers the CBC District Department. Employees of the CBC District Departments are employees of the DOC.

The General Assembly appropriates funds to the DOC for each CBC District Department. The CBC District Departments are funded approximately 80.0% through the General Fund and approximately 20.0% through local fees.

Programming

Iowa Code chapter [901B](#) provides for:

- Intermediate criminal sanctions for correctional supervision. In Level One sanctions, offenders are not supervised by CBC District Departments, but are placed on unsupervised probation and report to the Court rather than a CBC District Department.
- A continuum of supervision levels within the CBC District Departments. The CBC District Departments are also authorized by statute to move the supervision level along the continuum from monitored sanctions, such as low-risk diversion programs, to short-term incarceration, such as residential facilities. The Chief Judge of each judicial district approves the Intermediate Criminal Sanctions Plan.

Iowa Code chapter [907](#) permits CBC District Departments to discharge offenders on probation if certain conditions are met.

More Information

Department of Corrections: doc.iowa.gov

Second Judicial District: doc.iowa.gov/second-district

LSA Staff Contact: Molly Kilker (515.725.1286) molly.kilker@legis.iowa.gov

Field Services and Residential Correctional Facilities

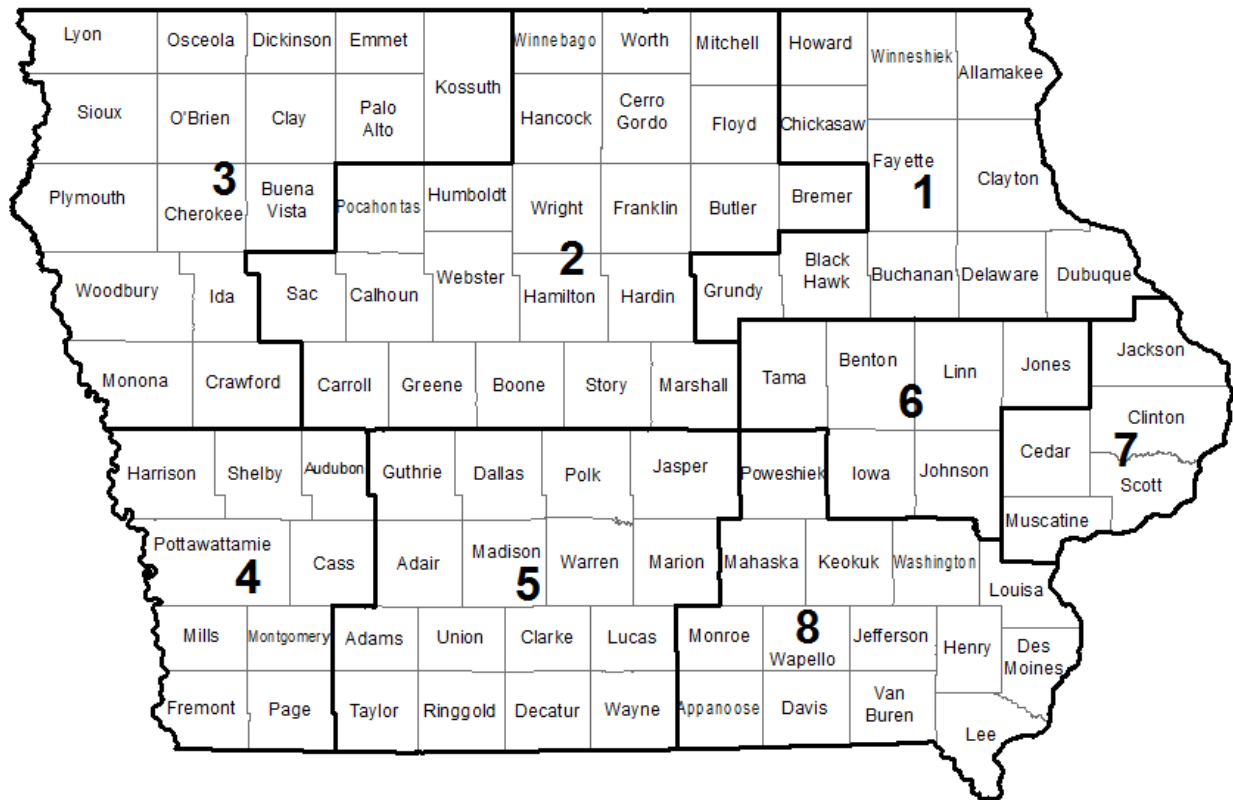
The CBC District Departments operate field offices in local communities that provide administration and staff for a variety of parole and probation programs and supervision levels, as well as staff that conduct presentence investigations and pretrial interviews and supervision.

The CBC District Departments also have residential facilities as an intermediate sanction for offenders on parole, work release, the Operating While Intoxicated (OWI) Continuum, or probation. CBC District Departments may also house federal prisoners, offenders on special sentences, or interstate compact offenders. These nonsecure facilities provide 24-hour supervision of offenders who may leave for approved purposes such as job-seeking, employment, or treatment. Statewide capacity is approximately 1,600 beds. The facilities are usually at capacity, and there is typically a waiting list of hundreds of offenders.

CBC District 2

The Second Judicial District serves 22 counties in central and north central Iowa: Boone, Bremer, Butler, Calhoun, Carroll, Cerro Gordo, Floyd, Franklin, Greene, Hamilton, Hancock, Hardin, Humboldt, Marshall, Mitchell, Pocahontas, Sac, Story, Webster, Winnebago, Worth, and Wright. The Second Judicial District offers the following services: pretrial release with services supervision, presentence investigations, probation and parole supervision, minimum risk program, residential placement, intensive supervision, drug treatment court, sex offender treatment programming, and electronic monitoring.

Geographic Boundaries of CBC District Departments



Related Statutes and Administrative Rules

Iowa Code chapters [321J](#), [901](#), [901B](#), [903A](#), [904](#), [905](#), [906](#), [907](#), [907B](#), [908](#), [909](#), [910](#), [913](#), [915](#)
Iowa Administrative Code [201](#)

Budget Unit Number

2220A020001

1443571

BUDGET UNIT BRIEF – FY 2025

Fiscal Services Division

July 1, 2024



Ground Floor, State Capitol Building

Des Moines, Iowa 50319

515.281.3566

Community-Based Corrections (District 3)

Purpose

Community-Based Corrections (CBC) is an alternative to incarcerating persons convicted of criminal offenses. This includes persons on pretrial release, probation, or parole who reside in the community under the supervision of a CBC District Department and participate in treatment programs. Approximately 80.0% of offenders in the State corrections system are supervised by the CBC District Departments, while approximately 20.0% are incarcerated in the State prison system.

Structure

Iowa has eight CBC District Departments, also referred to as “Judicial District Departments of Correctional Services.” The geographic boundaries of the CBC District Departments correspond to the eight judicial districts in the court system.

The CBC District Departments are under the direction and control of the Department of Corrections (DOC), which has responsibility for CBC programs. Pursuant to Iowa Code chapter [905](#), each CBC District Department has a director who is appointed by the Director of the DOC, and a board of directors that operates in an advisory-only capacity. The Director of a CBC District Department administers the CBC District Department. Employees of the CBC District Departments are employees of the DOC.

The General Assembly appropriates funds to the DOC for each CBC District Department. The CBC District Departments are funded approximately 80.0% through the General Fund and approximately 20.0% through local fees.

Programming

Iowa Code chapter [901B](#) provides for:

- Intermediate criminal sanctions for correctional supervision. In Level One sanctions, offenders are not supervised by CBC District Departments, but are placed on unsupervised probation and report to the Court rather than a CBC District Department.
- A continuum of supervision levels within the CBC District Departments. The CBC District Departments are also authorized by statute to move the supervision level along the continuum from monitored sanctions, such as low-risk diversion programs, to short-term incarceration, such as residential facilities. The Chief Judge of each judicial district approves the Intermediate Criminal Sanctions Plan.

Iowa Code chapter [907](#) permits CBC District Departments to discharge offenders on probation if certain conditions are met.

More Information

Department of Corrections: doc.iowa.gov

Third Judicial District: doc.iowa.gov/third-district

LSA Staff Contact: Molly Kilker (515.725.1286) molly.kilker@legis.iowa.gov

Field Services and Residential Correctional Facilities

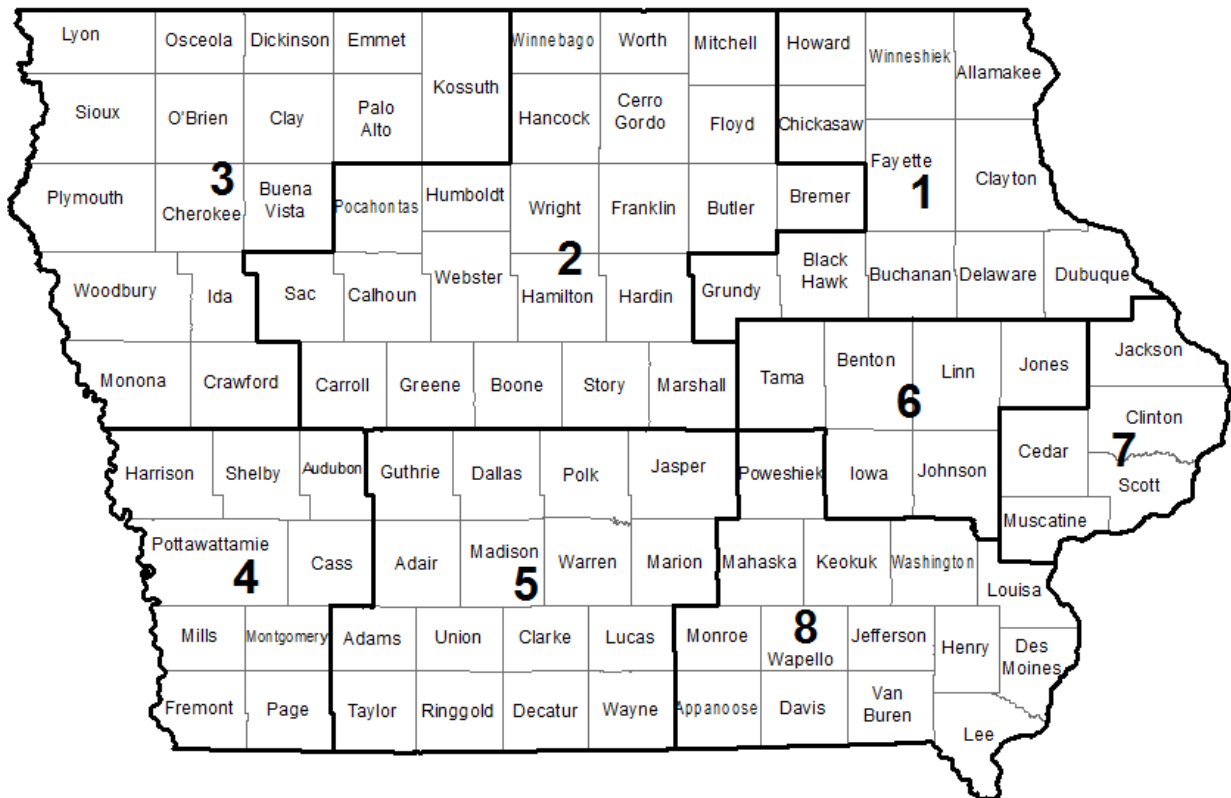
The CBC District Departments operate field offices in local communities that provide administration and staff for a variety of parole and probation programs and supervision levels, as well as staff that conduct presentence investigations and pretrial interviews and supervision.

The CBC District Departments also have residential facilities as an intermediate sanction for offenders on parole, work release, the Operating While Intoxicated (OWI) Continuum, or probation. CBC District Departments may also house federal prisoners, offenders on special sentences, or interstate compact offenders. These nonsecure facilities provide 24-hour supervision of offenders who may leave for approved purposes such as job-seeking, employment, or treatment. Statewide capacity is approximately 1,600 beds. The facilities are usually at capacity, and there is typically a waiting list of hundreds of offenders.

CBC District 3

The Third Judicial District provides community-based correctional services to 16 counties in northwest Iowa: Buena Vista, Cherokee, Clay, Crawford, Dickinson, Emmet, Ida, Kossuth, Lyon, Monona, O'Brien, Osceola, Palo Alto, Plymouth, Sioux, and Woodbury. The Third Judicial District offers an array of services from pretrial through parole and special sentence supervision. The Third Judicial District also offers cognitive education classes and sex offender treatment and aftercare groups.

Geographic Boundaries of CBC District Departments



Related Statutes and Administrative Rules

Iowa Code chapters [321J](#), [901](#), [901B](#), [903A](#), [904](#), [905](#), [906](#), [907](#), [907B](#), [908](#), [909](#), [910](#), [913](#), [915](#)
 Iowa Administrative Code [201](#)

Budget Unit Number

2230A030001

1443572

BUDGET UNIT BRIEF – FY 2025

Fiscal Services Division

July 1, 2024



Ground Floor, State Capitol Building

Des Moines, Iowa 50319

515.281.3566

Community-Based Corrections (District 4)

Purpose

Community-Based Corrections (CBC) is an alternative to incarcerating persons convicted of criminal offenses. This includes persons on pretrial release, probation, or parole who reside in the community under the supervision of a CBC District Department and participate in treatment programs. Approximately 80.0% of offenders in the State corrections system are supervised by the CBC District Departments, while approximately 20.0% are incarcerated in the State prison system.

Structure

Iowa has eight CBC District Departments, also referred to as “Judicial District Departments of Correctional Services.” The geographic boundaries of the CBC District Departments correspond to the eight judicial districts in the court system.

The CBC District Departments are under the direction and control of the Department of Corrections (DOC), which has responsibility for CBC programs. Pursuant to Iowa Code chapter [905](#), each CBC District Department has a director who is appointed by the Director of the DOC, and a board of directors that operates in an advisory-only capacity. The director of a CBC District Department administers the CBC District Department. Employees of the CBC District Departments are employees of the DOC.

The General Assembly appropriates funds to the DOC for each CBC District Department. The CBC District Departments are funded approximately 80.0% through the General Fund and approximately 20.0% through local fees.

Programming

Iowa Code chapter [901B](#) provides for:

- Intermediate criminal sanctions for correctional supervision. In Level One sanctions, offenders are not supervised by CBC District Departments, but are placed on unsupervised probation and report to the Court rather than a CBC District Department.
- A continuum of supervision levels within the CBC District Departments. The CBC District Departments are also authorized by statute to move the supervision level along the continuum from monitored sanctions, such as low-risk diversion programs, to short-term incarceration, such as residential facilities. The Chief Judge of each judicial district approves the Intermediate Criminal Sanctions Plan.

Iowa Code chapter [907](#) permits CBC District Departments to discharge offenders on probation if certain conditions are met.

More Information

Department of Corrections: doc.iowa.gov

Fourth Judicial District: doc.iowa.gov/fourth-district

LSA Staff Contact: Molly Kilker (515.725.1286) molly.kilker@legis.iowa.gov

Field Services and Residential Correctional Facilities

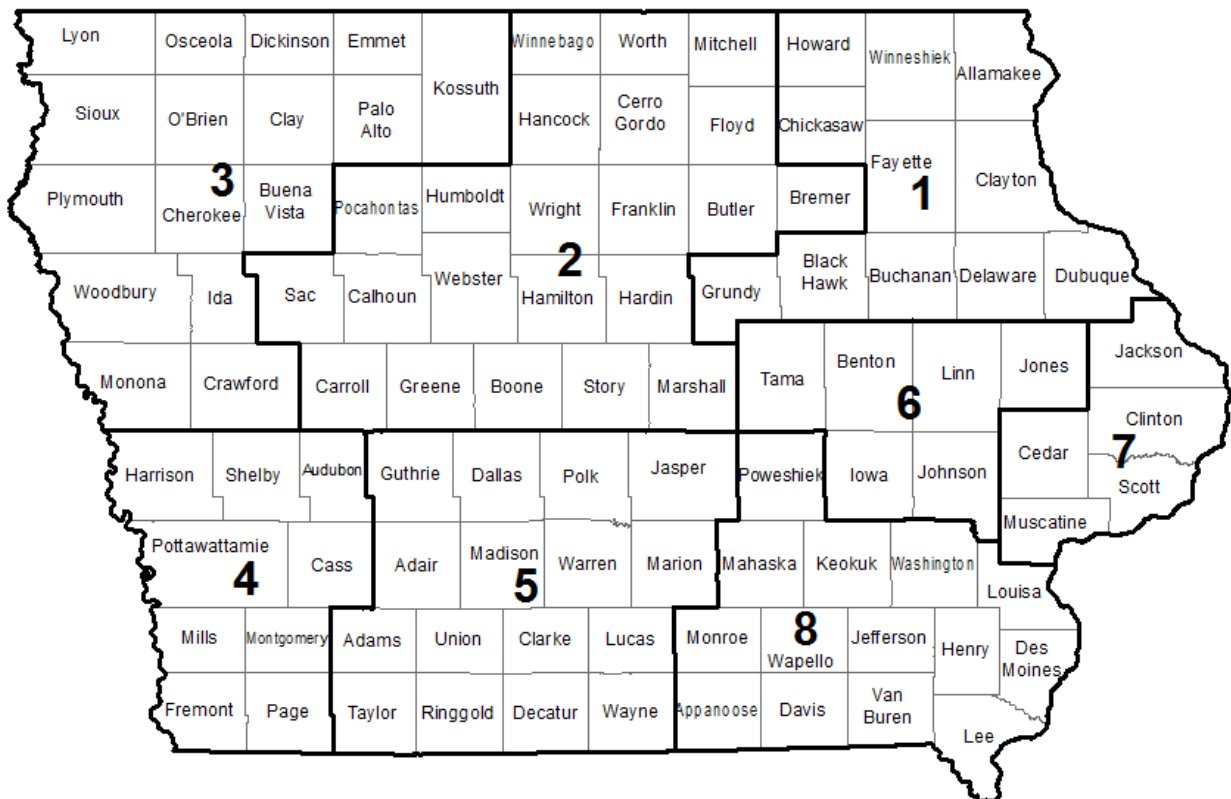
The CBC District Departments operate field offices in local communities that provide administration and staff for a variety of parole and probation programs and supervision levels, as well as staff that conduct presentence investigations and pretrial interviews and supervision.

The CBC District Departments also have residential facilities as an intermediate sanction for offenders on parole, work release, the Operating While Intoxicated (OWI) Continuum, or probation. CBC District Departments may also house federal prisoners, offenders on special sentences, or interstate compact offenders. These nonsecure facilities provide 24-hour supervision of offenders who may leave for approved purposes such as job-seeking, employment, or treatment. Statewide capacity is approximately 1,600 beds. The facilities are usually at capacity, and there is typically a waiting list of hundreds of offenders.

CBC District 4

The Fourth Judicial District serves nine counties in southwest Iowa: Audubon, Cass, Fremont, Harrison, Mills, Montgomery, Page, Pottawattamie, and Shelby. The Fourth Judicial District provides supervision and treatment to offenders prior to conviction, postconviction, and in residential settings. The Fourth Judicial District provides services to more than 3,000 offenders.

Geographic Boundaries of CBC District Departments



Related Statutes and Administrative Rules

Iowa Code chapters [321J](#), [901](#), [901B](#), [903A](#), [904](#), [905](#), [906](#), [907](#), [907B](#), [908](#), [909](#), [910](#), [913](#), [915](#)
 Iowa Administrative Code [201](#)

Budget Unit Number

2240A040001

1443573

BUDGET UNIT BRIEF – FY 2025

Fiscal Services Division

July 1, 2024



Ground Floor, State Capitol Building

Des Moines, Iowa 50319

515.281.3566

Community-Based Corrections (District 5)

Purpose

Community-Based Corrections (CBC) is an alternative to incarcerating persons convicted of criminal offenses. This includes persons on pretrial release, probation, or parole who reside in the community under the supervision of a CBC District Department and participate in treatment programs. Approximately 80.0% of offenders in the State corrections system are supervised by the CBC District Departments, while approximately 20.0% are incarcerated in the State prison system.

Structure

Iowa has eight CBC District Departments, also referred to as “Judicial District Departments of Correctional Services.” The geographic boundaries of the CBC District Departments correspond to the eight judicial districts in the court system.

The CBC District Departments are under the direction and control of the Department of Corrections (DOC), which has responsibility for CBC programs. Pursuant to Iowa Code chapter [905](#), each CBC District Department has a director who is appointed by the director of the DOC, and a board of directors that operates in an advisory-only capacity. The director of a CBC District Department administers the CBC District Department. Employees of the CBC District Departments are employees of the DOC.

The General Assembly appropriates funds to the DOC for each CBC District Department. The CBC District Departments are funded approximately 80.0% through the General Fund and approximately 20.0% through local fees.

Programming

Iowa Code chapter [901B](#) provides for:

- Intermediate criminal sanctions for correctional supervision. In Level One sanctions, offenders are not supervised by CBC District Departments, but are placed on unsupervised probation and report to the Court rather than a CBC District Department.
- A continuum of supervision levels within the CBC District Departments. The CBC District Departments are also authorized by statute to move the supervision level along the continuum from monitored sanctions, such as low-risk diversion programs, to short-term incarceration, such as residential facilities. The Chief Judge of each judicial district approves the Intermediate Criminal Sanctions Plan.

Iowa Code chapter [907](#) permits CBC District Departments to discharge offenders on probation if certain conditions are met.

More Information

Department of Corrections: doc.iowa.gov
Fifth Judicial District: doc.iowa.gov/find-facility/fifth-district
LSA Staff Contact: Molly Kilker (515.725.1286) molly.kilker@legis.iowa.gov

Field Services and Residential Correctional Facilities

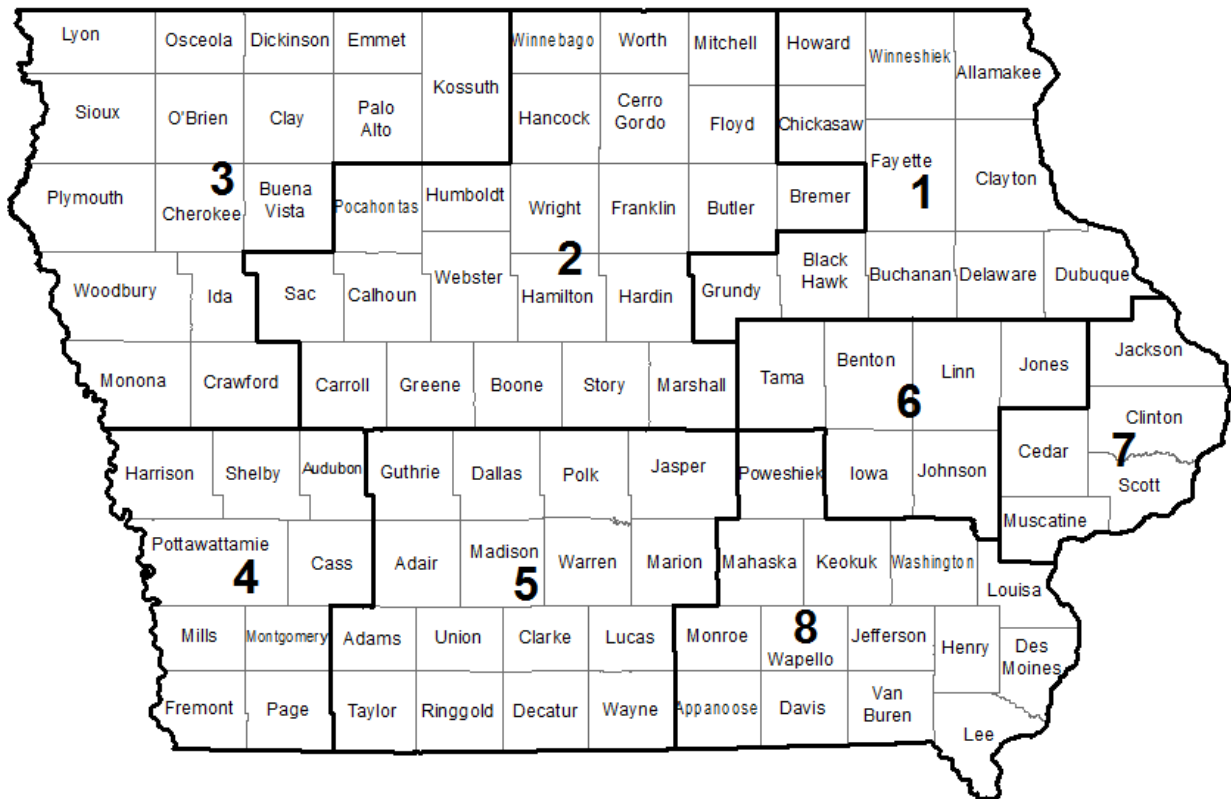
The CBC District Departments operate field offices in local communities that provide administration and staff for a variety of parole and probation programs and supervision levels, as well as staff that conduct presentence investigations and pretrial interviews and supervision.

The CBC District Departments also have residential facilities as an intermediate sanction for offenders on parole, work release, the Operating While Intoxicated (OWI) Continuum, or probation. CBC District Departments may also house federal prisoners, offenders on special sentences, or interstate compact offenders. These nonsecure facilities provide 24-hour supervision of offenders who may leave for approved purposes such as job-seeking, employment, or treatment. Statewide capacity is approximately 1,600 beds. The facilities are usually at capacity, and there is typically a waiting list of hundreds of offenders.

CBC District 5

The Fifth Judicial District serves 16 counties in south central Iowa: Adair, Adams, Clarke, Dallas, Decatur, Guthrie, Jasper, Lucas, Madison, Marion, Polk, Ringgold, Taylor, Union, Warren, and Wayne. The Fifth Judicial District offers the following services: pretrial interviews and supervision, presentence investigations, probation and parole supervision, residential placement, drug treatment court, mental health and sex offender programming, electronic monitoring, State work release, second- and third-offense drunk drivers, federal clients, and a fugitive unit.

Geographic Boundaries of CBC District Departments



Related Statutes and Administrative Rules

Iowa Code chapters [321J](#), [901](#), [901B](#), [903A](#), [904](#), [905](#), [906](#), [907](#), [907B](#), [908](#), [909](#), [910](#), [913](#), [915](#)
Iowa Administrative Code [201](#)

Budget Unit Numbers

2250A050001

1443574

BUDGET UNIT BRIEF – FY 2025

Fiscal Services Division

July 1, 2024



Ground Floor, State Capitol Building

Des Moines, Iowa 50319

515.281.3566

Community-Based Corrections (District 6)

Purpose

Community-Based Corrections (CBC) is an alternative to incarcerating persons convicted of criminal offenses. This includes persons on pretrial release, probation, or parole who reside in the community under the supervision of a CBC District Department and participate in treatment programs. Approximately 80.0% of offenders in the State corrections system are supervised by the CBC District Departments, while approximately 20.0% are incarcerated in the State prison system.

Structure

Iowa has eight CBC District Departments, also referred to as “Judicial District Departments of Correctional Services.” The geographic boundaries of the CBC District Departments correspond to the eight judicial districts in the court system.

The CBC District Departments are under the direction and control of the Department of Corrections (DOC), which has responsibility for CBC programs. Pursuant to Iowa Code chapter [905](#), each CBC District Department has a director who is appointed by the Director of the DOC, and a board of directors that operates in an advisory-only capacity. The director of a CBC District Department administers the CBC District Department. Employees of the CBC District Departments are employees of the DOC.

The General Assembly appropriates funds to the DOC for each CBC District Department. The CBC District Departments are funded approximately 80.0% through the General Fund and approximately 20.0% through local fees.

Programming

Iowa Code chapter [901B](#) provides for:

- Intermediate criminal sanctions for correctional supervision. In Level One sanctions, offenders are not supervised by CBC District Departments, but are placed on unsupervised probation and report to the Court rather than a CBC District Department.
- A continuum of supervision levels within the CBC District Departments. The CBC District Departments are also authorized by statute to move the supervision level along the continuum from monitored sanctions, such as low-risk diversion programs, to short-term incarceration, such as residential facilities. The Chief Judge of each judicial district approves the Intermediate Criminal Sanctions Plan.

Iowa Code chapter [907](#) permits CBC District Departments to discharge offenders on probation if certain conditions are met.

More Information

Department of Corrections: doc.iowa.gov
Sixth Judicial District: doc.iowa.gov/sixth-district
LSA Staff Contact: Molly Kilker (515.725.1286) molly.kilker@legis.iowa.gov

Field Services and Residential Correctional Facilities

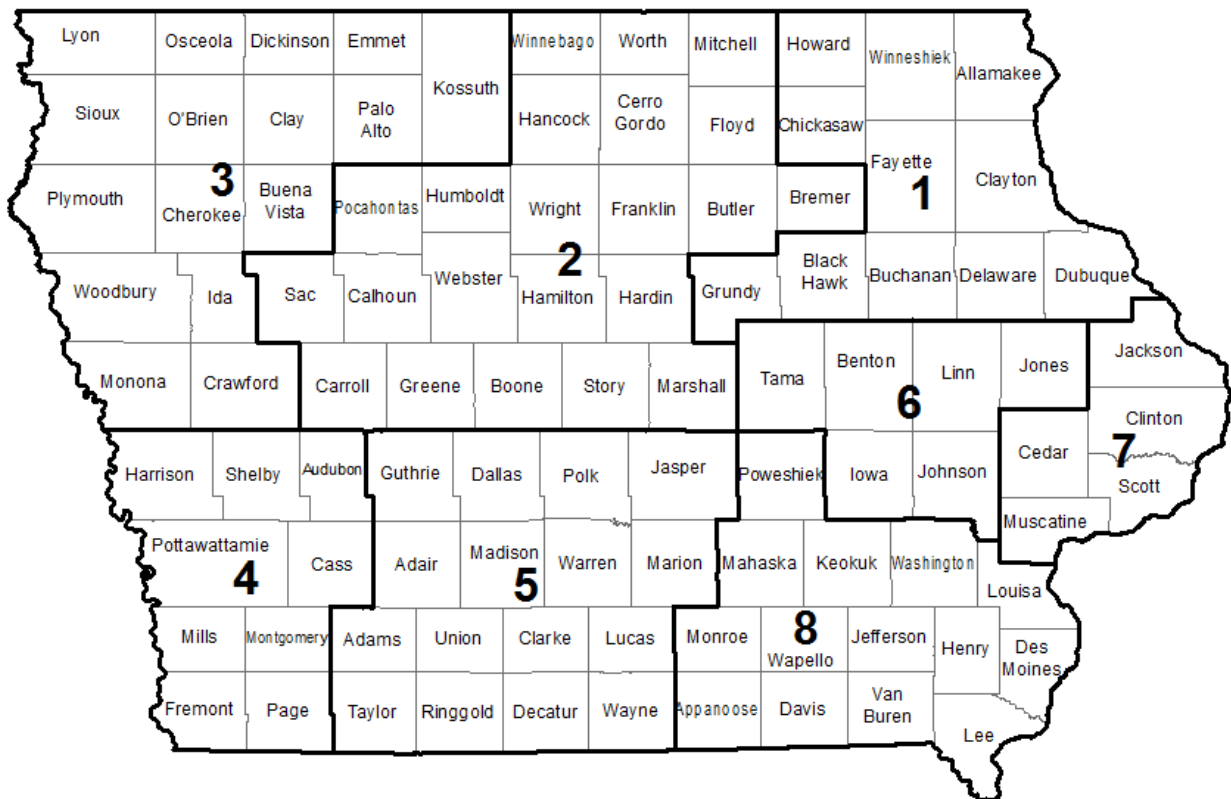
The CBC District Departments operate field offices in local communities that provide administration and staff for a variety of parole and probation programs and supervision levels, as well as staff that conduct presentence investigations and pretrial interviews and supervision.

The CBC District Departments also have residential facilities as an intermediate sanction for offenders on parole, work release, the Operating While Intoxicated (OWI) Continuum, or probation. CBC District Departments may also house federal prisoners, offenders on special sentences, or interstate compact offenders. These nonsecure facilities provide 24-hour supervision of offenders who may leave for approved purposes such as job-seeking, employment, or treatment. Statewide capacity is approximately 1,600 beds. The facilities are usually at capacity, and there is typically a waiting list of hundreds of offenders.

CBC District 6

The Sixth Judicial District serves six counties in east central Iowa: Benton, Iowa, Johnson, Jones, Linn, and Tama. The Sixth Judicial District offers the following services: pretrial interviews and supervision, presentence investigations, probation and parole supervision, residential placement, drug treatment court, mental health programming, sex offender programming, electronic monitoring, State work release, second- and third-offense drunk drivers, federal clients, and a high-risk unit.

Geographic Boundaries of CBC District Departments



Related Statutes and Administrative Rules

Iowa Code chapters [321J](#), [901](#), [901B](#), [903A](#), [904](#), [905](#), [906](#), [907](#), [907B](#), [908](#), [909](#), [910](#), [913](#), [915](#)
 Iowa Administrative Code [201](#)

Budget Unit Number

2260A060001

1443575

BUDGET UNIT BRIEF – FY 2025

Fiscal Services Division

July 1, 2024



Ground Floor, State Capitol Building

Des Moines, Iowa 50319

515.281.3566

Community-Based Corrections (District 7)

Purpose

Community-Based Corrections (CBC) is an alternative to incarcerating persons convicted of criminal offenses. This includes persons on pretrial release, probation, or parole who reside in the community under the supervision of a CBC District Department and participate in treatment programs. Approximately 80.0% of offenders in the State corrections system are supervised by the CBC District Departments, while approximately 20.0% are incarcerated in the State prison system.

Structure

Iowa has eight CBC District Departments, also referred to as “Judicial District Departments of Correctional Services.” The geographic boundaries of the CBC District Departments correspond to the eight judicial districts in the court system.

The CBC District Departments are under the direction and control of the Department of Corrections (DOC), which has responsibility for CBC programs. Pursuant to Iowa Code chapter [905](#), each CBC District Department has a director who is appointed by the Director of the DOC, and a board of directors that operates in an advisory-only capacity. The director of a CBC District Department administers the CBC District Department. Employees of the CBC District Departments are employees of the DOC.

The General Assembly appropriates funds to the DOC for each CBC District Department. The CBC District Departments are funded approximately 80.0% through the General Fund and approximately 20.0% through local fees.

Programming

Iowa Code chapter [901B](#) provides for:

- Intermediate criminal sanctions for correctional supervision. In Level One sanctions, offenders are not supervised by CBC District Departments, but are placed on unsupervised probation and report to the Court rather than a CBC District Department.
- A continuum of supervision levels within the CBC District Departments. The CBC District Departments are also authorized by statute to move the supervision level along the continuum from monitored sanctions, such as low-risk diversion programs, to short-term incarceration, such as residential facilities. The Chief Judge of each judicial district approves the Intermediate Criminal Sanctions Plan.

Iowa Code chapter [907](#) permits CBC District Departments to discharge offenders on probation if certain conditions are met.

More Information

Department of Corrections: doc.iowa.gov
Seventh Judicial District: doc.iowa.gov/find-facility/seventh-district
LSA Staff Contact: Molly Kilker (515.725.1286) molly.kilker@legis.iowa.gov

Field Services and Residential Correctional Facilities

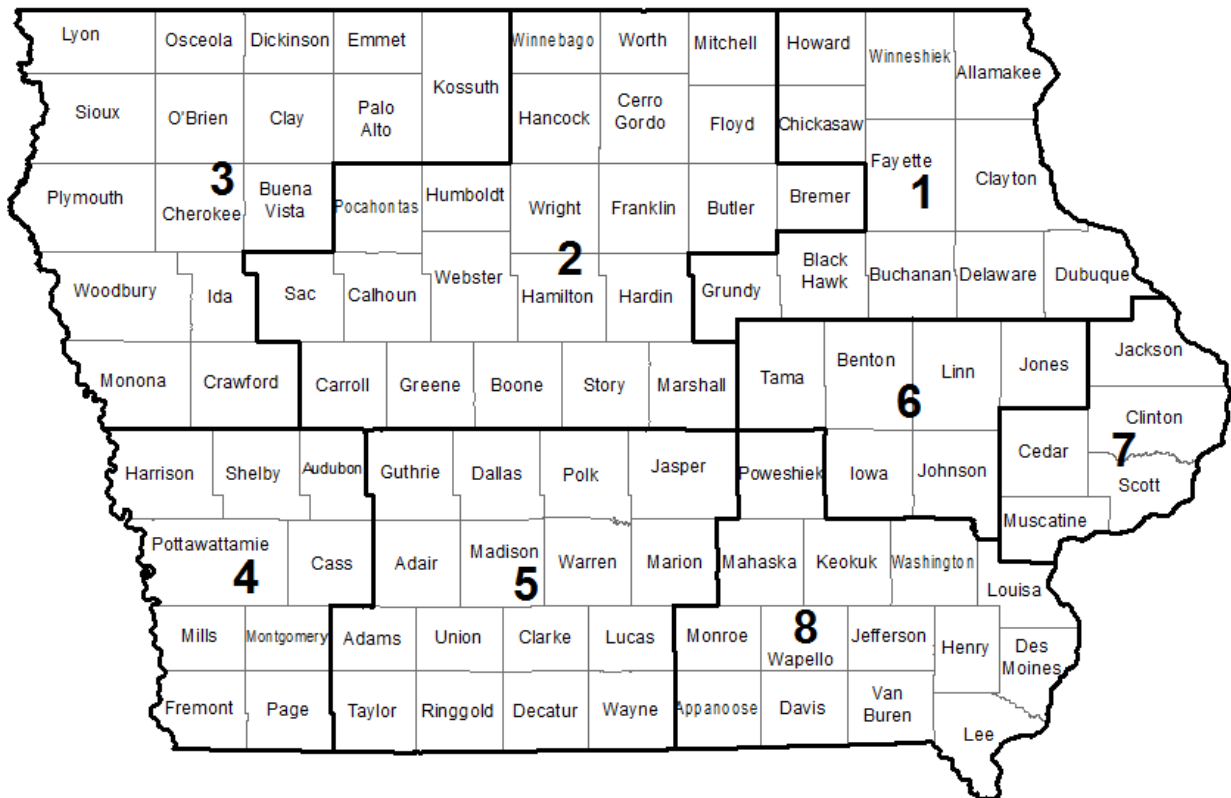
The CBC District Departments operate field offices in local communities that provide administration and staff for a variety of parole and probation programs and supervision levels, as well as staff that conduct presentence investigations and pretrial interviews and supervision.

The CBC District Departments also have residential facilities as an intermediate sanction for offenders on parole, work release, the Operating While Intoxicated (OWI) Continuum, or probation. CBC District Departments may also house federal prisoners, offenders on special sentences, or interstate compact offenders. These nonsecure facilities provide 24-hour supervision of offenders who may leave for approved purposes such as job-seeking, employment, or treatment. Statewide capacity is approximately 1,600 beds. The facilities are usually at capacity, and there is typically a waiting list of hundreds of offenders.

CBC District 7

The Seventh Judicial District serves five counties in eastern Iowa: Cedar, Clinton, Jackson, Muscatine, and Scott. The Seventh Judicial District offers the following services: pretrial interviews and supervision, presentence investigations, probation and parole supervision, residential placement, drug treatment court, sex offender treatment programming, anger management, client employment, transitional skills, mental health, victim impact programming, operating while intoxicated (OWI) treatment, and federal clients.

Geographic Boundaries of CBC District Departments



Related Statutes and Administrative Rules

Iowa Code chapters [321J](#), [901](#), [901B](#), [903A](#), [904](#), [905](#), [906](#), [907](#), [907B](#), [908](#), [909](#), [910](#), [913](#), [915](#)
 Iowa Administrative Code [201](#)

Budget Unit Number

2270A070001

1443576

BUDGET UNIT BRIEF – FY 2025

Fiscal Services Division

July 1, 2024



Ground Floor, State Capitol Building

Des Moines, Iowa 50319

515.281.3566

Community-Based Corrections (District 8)

Purpose

Community-Based Corrections (CBC) is an alternative to incarcerating persons convicted of criminal offenses. This includes persons on pretrial release, probation, or parole who reside in the community under the supervision of a CBC District Department and participate in treatment programs. Approximately 80.0% of offenders in the State corrections system are supervised by the CBC District Departments, while approximately 20.0% are incarcerated in the State prison system.

Structure

Iowa has eight CBC District Departments, also referred to as “Judicial District Departments of Correctional Services.” The geographic boundaries of the CBC District Departments correspond to the eight judicial districts in the court system.

The CBC District Departments are under the direction and control of the Department of Corrections (DOC), which has responsibility for CBC programs. Pursuant to Iowa Code chapter [905](#), each CBC District Department has a director who is appointed by the Director of the DOC, and a board of directors that operates in an advisory-only capacity. The director of a CBC District Department administers the CBC District Department. Employees of the CBC District Departments are employees of the DOC.

The General Assembly appropriates funds to the DOC for each CBC District Department. The CBC District Departments are funded approximately 80.0% through the General Fund and approximately 20.0% through local fees.

Programming

Iowa Code chapter [901B](#) provides for:

- Intermediate criminal sanctions for correctional supervision. In Level One sanctions, offenders are not supervised by CBC District Departments, but are placed on unsupervised probation and report to the court rather than a CBC District Department.
- A continuum of supervision levels within the CBC District Departments. The CBC District Departments are also authorized by statute to move the supervision level along the continuum from monitored sanctions, such as low-risk diversion programs, to short-term incarceration, such as residential facilities. The Chief Judge of each judicial district approves the Intermediate Criminal Sanctions Plan.

Iowa Code chapter [907](#) permits CBC District Departments to discharge offenders on probation if certain conditions are met.

More Information

Department of Corrections: doc.iowa.gov
Eighth Judicial District: doc.iowa.gov/find-facility/eighth-district
LSA Staff Contact: Molly Kilker (515.725.1286) molly.kilker@legis.iowa.gov

Field Services and Residential Correctional Facilities

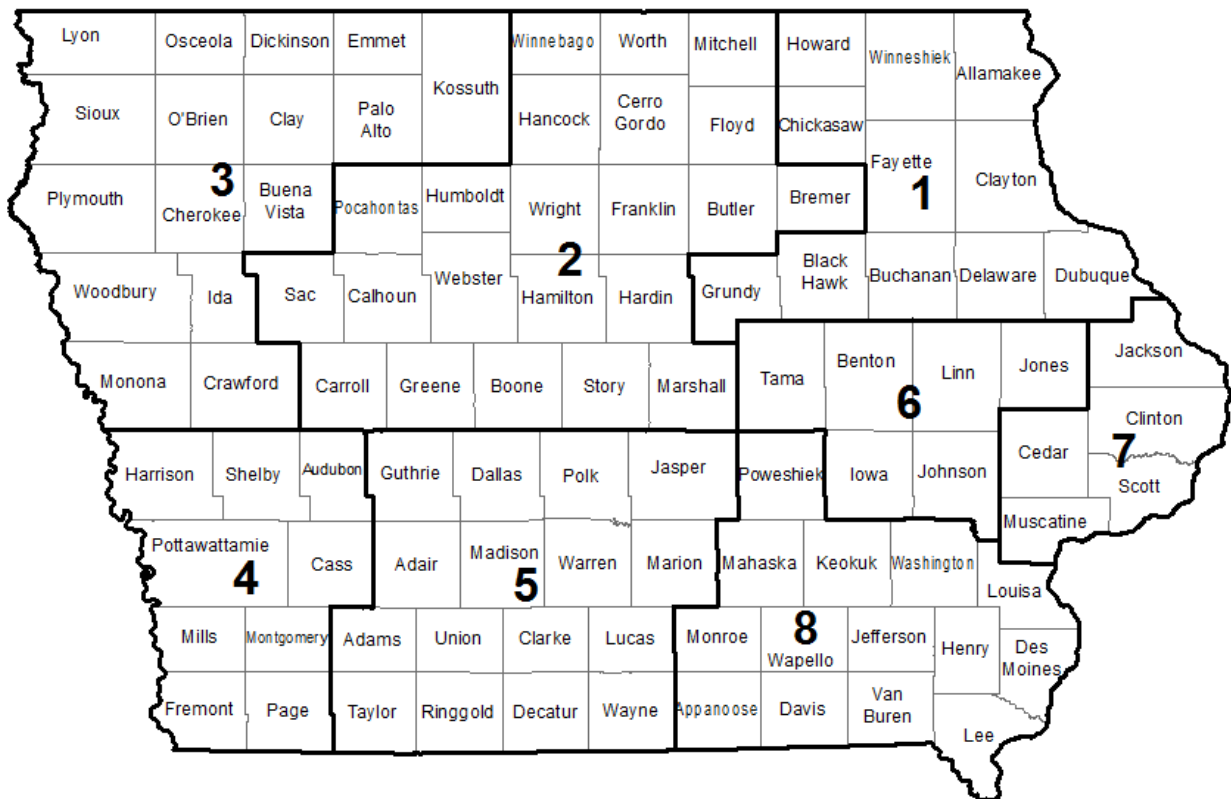
The CBC District Departments operate field offices in local communities that provide administration and staff for a variety of parole and probation programs and supervision levels, as well as staff that conduct presentence investigations and pretrial interviews and supervision.

The CBC District Departments also have residential facilities as an intermediate sanction for offenders on parole, work release, the Operating While Intoxicated (OWI) Continuum, or probation. CBC District Departments may also house federal prisoners, offenders on special sentences, or interstate compact offenders. These nonsecure facilities provide 24-hour supervision of offenders who may leave for approved purposes such as job-seeking, employment, or treatment. Statewide capacity is approximately 1,600 beds. The facilities are usually at capacity, and there is typically a waiting list of hundreds of offenders.

CBC District 8

The Eighth Judicial District serves 14 counties in southeast Iowa: Appanoose, Davis, Des Moines, Henry, Jefferson, Keokuk, Lee, Louisa, Mahaska, Monroe, Poweshiek, Van Buren, Wapello, and Washington. The Eighth Judicial District provides correctional services through a variety of supervisory and specialized treatment programs and offers the following services: drug court programs, mental health services, sex offender treatment programming, and domestic abuse programming.

Geographic Boundaries of CBC District Departments



Related Statutes and Administrative Rules

Iowa Code chapters [321J](#), [901](#), [901B](#), [903A](#), [904](#), [905](#), [906](#), [907](#), [907B](#), [908](#), [909](#), [910](#), [913](#), and [915](#)
 Iowa Administrative Code [201](#)

Budget Unit Number

2280A080001

1443577

BUDGET UNIT BRIEF – FY 2024

Fiscal Services Division

July 1, 2023



Ground Floor, State Capitol Building

Des Moines, Iowa 50319

515.281.3566

Criminal and Juvenile Justice Planning Division, Department of Human Rights

Overview

The Division of Criminal and Juvenile Justice Planning (CJJP), Department of Human Rights, performs research, policy analysis, program development, and data analysis activities to assist policymakers, justice system agencies, and others to identify issues and improve the operation and effectiveness of Iowa's justice system. Upon the enactment of [Senate File 514](#) (State Government Alignment), the Department of Human Rights moved to the Department of Health and Human Services (HHS). The Division operates a justice system information clearinghouse, serves as the Iowa Statistical Analysis Center, and is a member of the Justice Research and Statistics Association (JRSA). The CJJP uses its data warehouse to provide correctional impact estimates for changes to Iowa law for use by the Legislative Services Agency in Fiscal Notes with correctional impact statements.

The Division also administers federal and State grant programs to fund local and State projects to prevent juvenile crime, provide services to juvenile offenders, and otherwise improve Iowa's juvenile justice system. These funds are distributed through competitive grants and formula allocation procedures. The Justice Advisory Board and the Iowa Juvenile Justice Advisory Council oversee CJJP activities.

The Division has several boards and councils:

- **Juvenile Justice Advisory Council (JJAC):** The JJAC is responsible for monitoring the condition of juvenile justice within Iowa, making juvenile justice recommendations to the Governor and the Legislature, helping develop and implement the State's three-year plan for juvenile justice, advising on the use of federal funds allocated to the State for juvenile justice efforts, and monitoring Iowa's compliance with the federal Juvenile Justice and Delinquency Prevention Act.
- **Disproportionate Minority Contact (DMC) Committee:** The DMC Committee is charged with planning and implementing activities to reduce the overrepresentation of minority youth in the juvenile justice system.
- **Iowa Task Force for Young Women (ITFYW):** The purpose of the ITFYW is to facilitate a comprehensive, fundamental change in the juvenile justice system that will enhance the understanding and utilization of innovative female-responsive approaches in all programs and services, particularly those that serve the adolescent female population of Iowa's juvenile justice system.
- **Justice Advisory Board (JAB):** The JAB replaced the Iowa Sex Offender Research Council, the Criminal and Juvenile Justice Planning Advisory Council, and the Public Safety Advisory Board in FY 2019. The purpose of JAB is to develop goals to improve the criminal and juvenile justice systems,

More Information

Criminal and Juvenile Justice Planning Division – Department of Human Rights – Department of Health and Human Services: <https://hhs.iowa.gov/>
LSA Staff Contact: Molly Kilker (515.725.1286) molly.kilker@legis.iowa.gov

identify and improve justice system issues, develop and assist others in implementing recommendations and plans for justice system improvement, provide the General Assembly with an analysis of current and proposed criminal code provisions, and provide a clearinghouse for justice system information.

- **Iowa Collaboration for Youth Development (ICYD) Council:** The ICYD Council is an interagency initiative designed to help align State policies and programs and to encourage collaboration among multiple State and community agencies on youth-related issues through positive youth development principles and effective youth development practices at the community level.
- **Criminal Justice Information System (CJIS) Integration Advisory Committee:** The CJIS provides a structure to guide the development and implementation of a statewide automated integrated data and information-sharing system for State, local, and federal criminal justice agencies. The CJIS has received two national awards: one from the Integrated Justice Information Systems (IJIS) Institute for technical innovation in integration and interoperability in a justice, public safety, or homeland security program; and the second from the Justice Research and Statistics Association for technical innovation in the justice system.

Policy issues that the CJJP has been involved with include suicide prevention, enhanced drug courts, statewide recidivism reduction, alcohol prevention, traffic safety, behavioral change, child support, juvenile reentry planning and implementation, juvenile detention alternatives, delinquency prevention, prison rape elimination, and increasing high school graduation rates.

Funding

The Criminal and Juvenile Justice Planning Division operations are funded primarily by a General Fund appropriation. Approximately 4.0% of the Division funding comes from federal sources. The Division also administers several grants and receives some administrative funding from those sources.

Related Statutes and Administrative Rules

Iowa Code chapter [216A](#)
Iowa Administrative Code [428](#)

Budget Unit Number

3790J790001

Doc ID 1366724

BUDGET UNIT BRIEF – FY 2024

Fiscal Services Division

July 1, 2023



Ground Floor, State Capitol Building

Des Moines, Iowa 50319

515.281.3566

Single Grant Program

Purpose and History

The Division of Criminal and Juvenile Justice Planning (CJJP), Department of Human Rights, is tasked with identifying issues and improving the operation and effectiveness of Iowa's justice system. Upon the enactment of [Senate File 514](#) (State Government Alignment) the Department of Human rights moved to the Department of Health and Human Services (HHS). In addition to performing policy analysis, research and operating a justice system information clearinghouse, the CJJP is also tasked with administering federal and State grant programs that focus on preventing juvenile crime, providing services to juvenile offenders, and otherwise improving Iowa's juvenile justice system.

During the 2019 Legislative Session, the Legislature established a new Single Grant Program to be administered by the CJJP in [Senate File 615](#) (FY 2020 Justice System Appropriations Act). The Single Grant Program provides funding to deter juvenile delinquency with comprehensive, multifaceted social services given to a city with a higher than average juvenile crime rate, as determined by the CJJP, and a population of greater than 80,000, as determined by the 2010 federal decennial census.

Funding — State General Fund

[Senate File 615](#) appropriated a total of \$140,000 to the CJJP Single Grant Program for FY 2020. Funds are intended to be used for studying, planning, programming and capital purchases related to the program that was awarded the single grant. No more than 5.0% of grant funding may be used to cover administrative costs related to the program.

Related Statutes and Administrative Rules

Iowa Code chapter [216A](#)

Iowa Administrative Code [428](#)

Budget Unit Number

3790J830001

Doc ID 1367148

More Information

Criminal and Juvenile Justice Planning Division, Department of Human Rights: humanrights.iowa.gov/cjpp
LSA Staff Contact: Molly Kilker (515.725.1286) molly.kilker@legis.iowa.gov

BUDGET UNIT BRIEF – FY 2025

Fiscal Services Division

July 1, 2024



Ground Floor, State Capitol Building

Des Moines, Iowa 50319

515.281.3566

Office of the State Public Defender

Purpose and History

The United States and Iowa Constitutions require an indigent criminal justice defendant and indigent juveniles to be provided with legal counsel at no initial cost to the client. Iowa has two methods to provide this legal counsel: public defenders and private attorneys. A judge determines if a person is indigent, based on statute, and appoints a public defender. If a public defender is unable to take a case, the judge appoints a private attorney. Costs of legal assistance are assessed against the indigent defendant or other indigent party as a component of court costs per Iowa Code section [815.9\(3\)](#). The costs of legal assistance are assessed only to the extent of the indigent person's reasonable ability to pay.

In Iowa, before July 1, 1987, indigent legal counsel costs were paid by the counties, and local public defenders were county employees. The General Assembly transferred indigent legal counsel expenses to the State beginning in FY 1988, as the last major component of court reorganization. Court reorganization transferred the majority of expenses for the Judicial Branch from counties to the State General Fund, for the purpose of property tax relief, from FY 1983 to FY 1988.

Counties still maintain a "base" of expenses for juvenile proceedings. The statewide base averaged approximately \$1.6 million from FY 2017 to FY 2021, as determined by Iowa Code section [232.141](#). The State assumes all costs for indigent juvenile cases once the county base expenditure is reached.

The General Assembly appropriated funds to the Judicial Branch in FY 1988 for the costs of indigent defense. The General Assembly transferred the program to the State Public Defender's Office in FY 1989. The General Assembly has made certain changes to the process since FY 1989 for the purpose of cost containment.

Public Defender Offices

Polk County serves as the administrative office, the Appellate Defender Office (legal representation to indigent convicted criminals for appeals), and the Special Defense Unit (SDU — formerly known as the Civil Commitment Unit for Sexual Predators), and provides statewide services. The State Public Defender created a Wrongful Conviction Division within the SDU to focus on postconviction relief matters within the existing budget and full-time equivalent (FTE) position authority in 2015. The State Public Defender has administrative authority over local public defender offices.

Eighteen local public defender offices located in 13 cities have been established; these offices serve all 99 counties. Local offices handle all Class "A" felony cases in all 99 counties. Woodbury, Polk, and Black Hawk counties have two offices each, one primarily for juvenile justice services and one for adult offenders. The juvenile offices also provide counsel to indigent adults when conflicts exist.

More Information

Office of the State Public Defender: spd.iowa.gov
LSA Staff Contact: Molly Kilker (515.725.1286) molly.kilker@legis.iowa.gov

The State Public Defender is responsible for indigent juvenile cases. Local offices provide juvenile justice system services in 29 counties. Public defenders or private attorneys provide legal representation in Child in Need of Assistance (CINA), families in need of assistance, emancipation, and delinquency proceedings, as well as juvenile mental health commitments, juvenile bypass hearings, and termination of parental rights proceedings.

Gideon Fellowships

The General Assembly created four Gideon Fellowships in Iowa Code section [13B.12](#). Fellowships are two-year appointments; individuals must graduate from law school and pass the bar exam before beginning employment with the Office. Gideon Fellows may work in local offices, the State Public Defender's Office, the SDU, or the Appellate Defender Office.

Funding

From FY 2018 to FY 2022, the State General Fund appropriations averaged approximately \$65.5 million, split between the Office of the State Public Defender and the Indigent Defense Fund. Appropriations to the Office of the State Public Defender averaged approximately \$27.3 million of that total, and the remainder was appropriated to the Indigent Defense Fund. The Indigent Defense Fund pays private attorneys for representing indigent defendants. The Fund also pays for expert witnesses, court reporters for depositions, private investigators, and other service providers for the benefit of indigent defendants or indigent parties. The county base funding is added into the Indigent Defense Fund budget.

Related Statutes and Administrative Rules

Iowa Code chapters [13B](#), [232](#), and [815](#)

Iowa Code sections [13B.12](#), [232.141](#), and [815.9](#)

Iowa Administrative Code [493](#)

Budget Unit Number

4280Q600001

1443790

BUDGET UNIT BRIEF – FY 2025

Fiscal Services Division

July 1, 2024



Ground Floor, State Capitol Building

Des Moines, Iowa 50319

515.281.3566

Indigent Defense Fund

Purpose and History

The United States and Iowa Constitutions require an indigent criminal justice defendant or indigent juvenile to be provided with legal counsel at no initial cost to the client. Iowa has two methods to provide legal counsel to indigent criminal justice clients and juveniles: public defenders and private attorneys. A judge determines if a person is indigent, based on statute, and appoints a public defender. If a public defender is unable to take a case, the judge appoints a private attorney. Costs of legal assistance are assessed against the indigent defendant or other indigent party as a component of court costs per Iowa Code section [815.9\(3\)](#). The costs of legal assistance are assessed only to the extent of the indigent person's reasonable ability to pay.

In Iowa, before July 1, 1987, indigent legal counsel costs were paid by the counties, and local public defenders were county employees. The General Assembly transferred indigent legal counsel expenses to the State beginning in FY 1988, as the last major component of court reorganization. Court reorganization transferred the majority of expenses for the Judicial Branch from counties to the State General Fund, for the purpose of property tax relief, from FY 1983 to FY 1988.

Counties still maintain a "base" of expenses for juvenile proceedings. The statewide base averaged approximately \$1.6 million from FY 2017 to FY 2021, as determined by Iowa Code section [232.141](#). The State assumes all costs for indigent juvenile cases once the county base expenditure is reached.

The General Assembly appropriated funds to the Judicial Branch in FY 1988 for the costs of indigent defense. The General Assembly transferred the program to the State Public Defender's Office in FY 1989. The General Assembly has made certain changes to the process since FY 1989 for the purpose of cost containment.

Private Attorneys

Cases not handled by the Office of the State Public Defender are referred to private attorneys. Claims submitted by these attorneys are paid by a State General Fund appropriation to the Indigent Defense Fund. The State Public Defender started the contract attorney program to handle criminal cases for a set hourly fee in FY 1993. Most contract attorneys are paid on an hourly basis. However, the State Public Defender is increasing the use of special contracts that provide for payment of attorney services based on a fixed fee for representation in a specified number of cases, or some other basis for attorney compensation rather than an hourly basis. Contract attorneys provide representation in most cases, but if no contract attorney is available, representation may be provided by other attorneys appointed by the court.

More Information

Office of the State Public Defender: spd.iowa.gov
LSA Staff Contact: Molly Kilker (515.725.1286) molly.kilker@legis.iowa.gov

The Office also contracts with the Department of Corrections (DOC) to represent indigent people held at the Iowa Medical and Classification Center at Oakdale during involuntary civil commitment proceedings for hospitalization due to mental health issues.

Funding

From FY 2018 to FY 2022, the State General Fund appropriations averaged approximately \$65.5 million, split between the Office of the State Public Defender and the Indigent Defense Fund. Appropriations to the Indigent Defense Fund averaged approximately \$38.2 million of that total. The county base funding is added into the Indigent Defense Fund budget. The Indigent Defense Fund pays private attorneys for representing indigent defendants or indigent parties. The Fund also pays for expert witnesses, court reporters of depositions, private investigators, and other service providers for the benefit of indigent defendants or indigent parties.

Related Statutes and Administrative Rules

Iowa Code chapters [13B](#) and [815](#)
Iowa Code sections [232.141](#) and [815.9](#)
Iowa Administrative Code [493](#)

Budget Unit Number

4280Q440001

1443720

BUDGET UNIT BRIEF – FY 2025

Fiscal Services Division

July 1, 2024



Ground Floor, State Capitol Building

Des Moines, Iowa 50319

515.281.3566

Judicial Branch

Background

Iowa has a unified trial court system consisting of the Supreme Court (the highest court), the Court of Appeals, and the District Court. The major components are described as follows:

- **Supreme Court:** Consists of one chief justice and six justices. The Court has general appellate jurisdiction for criminal and civil cases and exercises supervisory and administrative control over the court system pursuant to the [Constitution of Iowa, Article V](#). Appeals are made directly to the Supreme Court in Iowa. The Iowa Supreme Court has original jurisdiction or authority to hear evidence in a limited number of cases. The Iowa Supreme Court may transfer a case to the Iowa Court of Appeals for consideration.
- **Court of Appeals:** Consists of a chief judge and eight associate judges. The Court of Appeals hears cases referred by the Supreme Court. Litigants may request further review of the rulings of the Court of Appeals by the Supreme Court.
- **District Court:** Consists of five types of judgeships, including:
 - **Magistrates:** Issue search warrants and emergency hospitalization orders; hold preliminary hearings; and preside at trials of small claims (\$6,500 or less), simple misdemeanors, and forcible entry and detainer actions.
 - **District Associate Judges:** Have the same jurisdiction as magistrates in addition to hearing indictable misdemeanors, civil actions involving \$10,000 or less, Operating While Intoxicated (OWI) felonies, and some juvenile cases.
 - **Associate Juvenile Judges:** Handle only juvenile matters, including delinquency proceedings, child in need of assistance proceedings, abuse and neglect proceedings, and termination of parental rights proceedings.
 - **District Judges:** Have general trial court jurisdiction (civil, criminal, domestic relations, and probate).
 - **Associate Probate Judges:** Handle probate issues.

State and district court administrators are responsible for managing the daily activities of the Judicial Branch and administering appropriated funds. Administrative functions include preparing, submitting, and revising budget requests; accounting and disbursement of funds; purchasing supplies and equipment; collecting information and statistical data; administering the Judicial Retirement System; and providing

More Information

Iowa Judicial Branch: iowacourts.gov

LSA Staff Contact: Justus Thompson (515.725.2249) justus.thompson@legis.iowa.gov

support staff at all levels. The Iowa Court Information System (ICIS) is located within the State Court Administration Office. The ICIS is a computerized network that links all 99 counties and is designed to automate case scheduling and court data processing.

Electronic Document Management System (EDMS)

The Judicial Branch has implemented the Electronic Document Management System (EDMS), which allows attorneys and citizens to electronically file court documents with the Judicial Branch via the Internet. The EDMS integrates with the ICIS, enabling electronic access to authorized parties via the Internet to the court docket and documents 24 hours a day, 7 days a week. In addition, court notices can be emailed to lawyers, litigants, and officials.

Related Statutes and Administrative Rules

Iowa Code chapter [602](#)
[Iowa Court Rules](#)

Budget Unit Number

4440B200001

1443748

BUDGET UNIT BRIEF – FY 2025

Fiscal Services Division

July 1, 2024



Ground Floor, State Capitol Building

Des Moines, Iowa 50319

515.281.3566

Jury and Witness Fee Revolving Fund

Purpose and History

The Jury and Witness Fee Revolving Fund was established in 1987 for the payment of jury and witness fees, mileage, and costs related to summoning jurors by the Judicial Branch. This Fund is also used for the management and payment of interpreters and translators in Judicial Branch legal proceedings and court-ordered programs, and for attorney fees paid by the State Public Defender for counsel appointed for termination of parental rights proceedings. Funds are transferred from a General Fund appropriation to the Judicial Branch and deposited in the Jury and Witness Revolving Account. Clerks of court request reimbursement as needed to pay jury and witness expenditures. Funds are mailed directly to the clerk of court and deposited in a local checking account.

Funding

Prior to the 2008 Legislative Session, two-year-old court debt proceeds were deposited in the Jury and Witness Fee Revolving Fund. During the 2008 Legislative Session, [SF 2428](#) (Delinquent Debt Collection Act) repealed that requirement and instead deposited the funds that would have otherwise been deposited in the Jury and Witness Fee Revolving Fund in the General Fund beginning in FY 2009. Carryover funds sustained the Jury and Witness Fee Revolving Fund in FY 2010, and a General Fund appropriation for the Fund began in [SF 2377](#) (FY 2011 Judicial Branch Appropriations Act).

Nonreversion and Reporting

Unencumbered and unobligated receipts in the Fund do not revert to the General Fund of the State. The Judicial Branch is required to provide an accounting of the Jury and Witness Fee Revolving Fund to the Fiscal Services Division of the Legislative Services Agency by February 1 of each year.

Related Statutes and Administrative Rules

Iowa Code section [602.1302](#)

Budget Unit Number

4440B210001

1443750

More Information

Iowa Judicial Branch: iowacourts.gov
LSA Staff Contact: Justus Thompson (515.725.2249) justus.thompson@legis.iowa.gov

BUDGET UNIT BRIEF – FY 2025

Fiscal Services Division

July 1, 2024



Ground Floor, State Capitol Building

Des Moines, Iowa 50319

515.281.3566

Court-Ordered Services

Background and Purpose

Noncontracted/court-ordered services are specific care and treatment ordered by the court for an eligible child when no other payment source is available to cover the cost of the defined or specific care and treatment and for which a service contract does not otherwise exist. A child is eligible when they have been adjudicated delinquent, is at risk, or has been identified by the Chief Juvenile Court Officer as eligible for early intervention and follow-up programs or noncontracted/court-ordered or juvenile delinquent graduated sanction services. The funds allocated for noncontracted/court-ordered services are spent only after all other reasonable actions have been taken to use other funding sources.

Prior to FY 2024, funding for court-ordered services was appropriated to the Department of Health and Human Services (HHS) and was jointly administered by HHS and the Judicial Branch. The Chief Juvenile Court Officer for each judicial district was responsible for approving court-ordered services expenses. The Juvenile Court Services Contract Administrator was responsible for the initial review of court-ordered services claims. The HHS processed all court-ordered services payments.

Funding

Funding for court-ordered services for youth under the supervision of Juvenile Court Services is now directly appropriated to the Judicial Branch. Previously funding was appropriated to DHS.

The Judicial Branch receives a General Fund appropriation for court-ordered services in the Judicial Branch Appropriations Budget Bill. [Senate File 563](#) (FY 2024 Judicial Branch Appropriations Act) allowed for no more than 47.0% of the court-ordered services allocation to be utilized for school-based supervision of delinquent youth, of which not more than \$15,000 can be utilized for training. The Act allowed for up to \$83,000 of the appropriation to be utilized for administration of the funds and allocated \$23,000 to support the Interstate Compact on Juveniles.

Related Statutes and Administrative Rules

Iowa Code chapter [232](#)

Iowa Code section [192](#)

[Iowa Court Rules](#)

Budget Unit Number

4440B220001

1443988

More Information

Iowa Judicial Branch: iowacourts.gov

LSA Staff Contact: Justus Thompson (515.725.2249) justus.thompson@legis.iowa.gov

BUDGET UNIT BRIEF – FY 2025

Fiscal Services Division

July 1, 2024



Ground Floor, State Capitol Building

Des Moines, Iowa 50319

515.281.3566

Graduated Sanctions

Purpose

Iowa Code section [232.192](#) requires Juvenile Court Services to administer “early intervention and follow-up programs.” Historically, the Legislature has appropriated funds for such programs using the term “juvenile delinquent graduated sanctions services.” The services provided with the graduated sanctions funds are referred to in the Iowa Code as “early intervention and follow-up programs.”

Graduated sanctions services are services directed by Juvenile Court Services and the Judicial Branch to children adjudicated delinquent and to children who have been referred to juvenile court services for a delinquency violation or who have exhibited behaviors that put them at risk of a juvenile delinquency referral. The services are directed to enhance personal adjustment to help the children transition into productive adulthood and to prevent or reduce criminal charges, out-of-home placement, and recidivism. The services are provided in the child’s home community whenever feasible.

These services may be provided in an individual or group setting and can include, but are not limited to, supervised educational support and treatment and outreach services to eligible children who are experiencing social, behavioral, or emotional problems that put them at risk of involvement with the juvenile justice system. This mix of services allows the flexibility to tailor treatment and services to meet the specific needs of the child. Services offered may provide individualized and intensive interventions to assist a child in establishing positive behavior patterns and to help the child maintain accountability in a community-based setting.

The State Court Administrator, the Director of Juvenile Court Services, and the chief juvenile court officers have primary responsibility for the administration of graduated sanctions and noncontracted/court-ordered services for eligible children.

Funding — State General Fund

The Judicial Branch receives a General Fund appropriation for graduated sanctions in the Judicial Branch Appropriations Act. Prior to FY 2024, program funds for Juvenile Court Services referred to as “graduated sanctions” were appropriated to the Department of Human Services (DHS) and were jointly administered by DHS and the Judicial Branch. The Chief Juvenile Court Officer for each judicial district was responsible for determining the appropriate mix of services for the judicial district. The Juvenile Court Services contract administrator was responsible for following the service contract procurement and oversight under the direction of the Chief Juvenile Court Officer. The DHS signed off on all contracts and processed all payments. Pursuant to [HF 2507](#) (Juvenile Justice Act), graduated sanctions funding is now appropriated directly to the Judicial Branch, and the Judicial Branch administers early intervention and follow-up programs.

More Information

Judicial Branch: lowacourts.gov

LSA Staff Contact: Justus Thompson (515.725.2249) justus.thompson@legis.iowa.gov

Related Statutes and Administrative Rules

Iowa Code chapter [232](#) and section [232.192](#)
[Iowa Court Rules](#)

Budget Unit Number

4440B230001

Doc ID 1444298

BUDGET UNIT BRIEF – FY 2025

Fiscal Services Division

July 1, 2024



Ground Floor, State Capitol Building

Des Moines, Iowa 50319

515.281.3566

Iowa Law Enforcement Academy

Purpose and History

The Iowa Law Enforcement Academy (ILEA) was created by the Iowa General Assembly in 1967. The intent of the General Assembly was to maximize training opportunities for law enforcement personnel, to coordinate training, and to set standards in order to upgrade law enforcement to a professional status.

The ILEA provides training for law enforcement officers, reserve officers, jailers, and telecommunicators in the State. The Academy also administers a program of psychological testing for applicants for law enforcement positions, approves regional training programs, establishes minimum hiring standards, and provides audiovisual resources for law enforcement training and educational institutions. The Academy is also responsible for decertifying or suspending an officer's certification.

Basic Training provided at the ILEA is a 16-week course offered up to six times per year. In addition, the ILEA offers certifying and recertifying instructor schools for law enforcement personnel across Iowa. The ILEA facility is located at Camp Dodge and includes dormitory rooms with capacity for 126 people, classrooms, a cafeteria, a physical fitness center, photography and video production studios, and administrative offices. The Academy shares firing ranges and tactical facilities with the Iowa National Guard. Additionally, the Department of Public Safety, the Cedar Rapids Police Department, and the Des Moines Police Department offer training courses certified by the ILEA. Training is also offered at Hawkeye Community College and Western Iowa Tech Community College for individuals with a two-year or four-year degree.

Funding

Funding for the ILEA is approximately 73.0% fees, 21.0% General Fund appropriation, and 6.0% grant reimbursements. Fees are charged to local law enforcement agencies for the training of their new officers attending the Basic Training and for continuing education programs. Pursuant to Iowa Code section [80B.11.B](#), the Academy must bill one-third of the cost to the local (employing) agency and one-third of the cost to the individual officer, with one-third of the cost paid by funds appropriated to the ILEA. The local (employing) agency can elect to pay the individual officer's share.

Currently, the full cost of attending the Basic Training is \$10,000. Local law enforcement pays \$7,000 of this cost. Officers of tribal governments and State agencies pay the full cost to attend.

More Information

Iowa Law Enforcement Academy: ilea.iowa.gov
LSA Staff Contact: Justus Thompson (515.725.2249) justus.thompson@legis.iowa.gov

Related Statutes and Administrative Rules

Iowa Code chapter [80B](#)

Iowa Administrative Code [501](#)

Budget Unit Number

4670R010001

1443732

BUDGET UNIT BRIEF – FY 2025

Fiscal Services Division

July 1, 2024



Ground Floor, State Capitol Building

Des Moines, Iowa 50319

515.281.3566

Board of Parole

Purpose and History

The 32nd General Assembly (1907-1908) created an indeterminate criminal sentencing structure for Iowa and created the Board of Parole (BOP) to implement that structure. Today, Iowa's criminal sentencing structure is a mix of determinate (e.g., mandatory minimum terms) and indeterminate (e.g., length of incarceration may be modified by the BOP). The BOP consists of five members appointed by the Governor and confirmed by the Senate. The Governor appoints members of the BOP as the chairperson and vice chairperson. All five members are full-time and paid a salary.

Prior to the enactment of [Senate File 514](#) during the 2023 Legislative Session, only the chairperson and vice chairperson were full-time salaried positions, and the other three members were part-time and paid a per diem.

Duties of the Board

The BOP's mission is to enhance public safety by making evidence-based and informed parole decisions for the successful reentry of offenders back into the community to become productive and responsible citizens. The BOP implements its mission through the following duties:

- **Inmate Reviews and Interviews:** The BOP is required to annually review offenders in prison except for Class A felons (life sentence), Class B felons serving time under Iowa's 70.0% law (under which 70.0% of the sentence must be served in prison), felons serving other mandatory minimum terms, and those serving a determinate sentence. The BOP contacts the Department of Corrections (DOC) within 20 days of the BOP's interview schedule. The DOC then makes the offenders available for a parole or work release hearing. The BOP also provides the offender written notice of the BOP's parole or work release decision.
- **Risk Assessments:** The BOP has used a validated risk assessment tool since March 1981 that has been periodically revised over time. The BOP worked with the DOC on a revised Iowa Risk Assessment that improves the risk assessment's prediction for violence and victimization. The BOP updated its administrative rules in 2012 to reflect the implementation of the new risk assessment.
- **Victim Notification:** The BOP notifies registered victims of violent crimes of scheduled interviews with offenders and of decisions made at those interviews. The victim or victim's counsel has the right to attend the interviews and testify. All written communications from victims become a permanent part of the offenders' files.
- **Parole and Work Release:** These are supervised releases from prison, where if certain conditions are met, the offender is released from prison and placed in community supervision either on parole (field services) or work release (residential services). The BOP may grant, rescind, or revoke parole

More Information

Board of Parole: bop.iowa.gov

Department of Corrections: doc.iowa.gov

LSA Staff Contact: Molly Kilker (515.725.1286) molly.kilker@legis.iowa.gov

and work release, as well as discharge offenders from parole. The BOP grants parole to offenders who are successful on work release. The BOP sets the conditions of parole and work release; these conditions may be supplemented or amended by the supervising Community-Based Corrections (CBC) District Department.

- Review of Parole and Work Release Programs: The BOP is required to review parole and work release programs both nationally and within the State of Iowa. The BOP's review may lead to changes in its policies and procedures.
- Release Studies: The BOP is required to conduct studies of the parole and work release system as requested by the Governor and the General Assembly. The BOP relies on the Division of Strategic Operations, Criminal and Juvenile Justice Planning (CJJP), of the Department of Health and Human Services (HHS) for recidivism studies. Returns to prison have been monitored since 1998.
- Computer Systems: The BOP is fully integrated with the DOC's Iowa Corrections Offender Network (ICON), an electronic offender management system.
- Certificate of Employability: Iowa Code section [906.19](#) requires the BOP to develop and implement a program to maximize opportunities and employability for unemployed or underemployed parolees, or people who have completed their parole requirements.
- Pardons, Commutation of Sentences, Restoration of Citizenship: The BOP reviews and makes recommendations to the Governor for all applications for pardons, commutation of life sentences, or restoration of citizenship.

Funding

The BOP receives 100.0% of its funding from the General Fund as an appropriation separate from the DOC. The BOP is attached to the DOC for administrative purposes only, and the BOP sets its own policies and makes release and revocation decisions independently of the DOC.

Other States

The structure and duties of parole boards vary across the country. Structures utilized by states include the following:

- An independent parole board administratively attached to the state's department of corrections.
- An independent parole board attached to another agency.
- A parole board within the state's department of corrections.
- An independent and autonomous parole board.

In other states, some boards make recommendations to the governor regarding pardons and commutations, some boards directly issue pardons and commutations, and some boards oversee death penalty cases.

Iowa Code chapter [907B](#) governs the Interstate Compact for Adult Offender Supervision between states. Where appropriate, the BOP has paroled offenders to various states across the county if the parole plan has been accepted by the BOP and by the receiving state.

Related Statutes and Administrative Rules

Iowa Code chapters [904A](#), [906](#), [907B](#), and [908](#)
Iowa Administrative Code [205](#)

Budget Unit Number

5470B400001

1443548

BUDGET UNIT BRIEF – FY 2025

Fiscal Services Division

July 1, 2024



Ground Floor, State Capitol Building

Des Moines, Iowa 50319

515.281.3566

Department of Public Defense Military Division

Purpose and History

The Department of Public Defense Military Division is organized under the Army National Guard and the Air National Guard. The State mission for both the Army National Guard and Air National Guard is to protect life and property and to preserve peace, order, and public safety within Iowa borders. The federal mission of the Army National Guard is to provide reserve units for the Army that are capable of participating in combat operations in support of the Army's war plans for mobilization in the event of national emergency or war. The federal mission of the Air National Guard is to provide trained units available for active duty in the United States Air Force in times of war or national emergency. The Iowa National Guard is subject to either federal or State authority, but not both at the same time.

The Iowa Air National Guard began in 1946 and has four locations: the State headquarters at Camp Dodge, the Des Moines Air National Guard Base (132nd Wing), the Sioux City Air National Guard Base (185th Air Refueling Wing), and the Fort Dodge Air Guard Station (133rd Test Squadron). The Iowa Army National Guard began in 1838 as the Iowa Territorial Militia and is headquartered at Camp Dodge in Johnston.

Funding

Approximately 98.0% of the funding received by the Military Division is provided from the federal government, and the remaining 2.0% is provided from State funds. The federal-to-State ratio of moneys spent is about \$43 to \$1. The General Fund appropriation for the Military Division provides for units and equipment to protect life and property, to preserve peace and order, and to ensure public safety for the citizens of Iowa. State General Fund appropriations are used to match federal funds at several different rates (25.0%/75.0%; 15.0%/85.0%; 50.0%/50.0%).

Federal Cooperative Funding Agreements for Service Operations and Maintenance Agreements

These agreements between the federal government and Iowa provide for maintenance and operation of authorized facilities. The agreements provide for the joint sharing of annual costs at various rates, which range from 10.0% to 50.0%, for the Iowa portion. Under the terms of the agreements, Iowa pays the costs and is reimbursed a percentage ranging from 50.0% to 100.0%. Service agreements provide reimbursements to Iowa for operations and maintenance costs incidental to the following installations:

- Des Moines Air National Guard Base.
- Sioux City Air National Guard Base.
- Fort Dodge Air National Guard Base/Communications Site.
- Armories constructed on federal land.
- Facilities in support of the federal mission.

More Information

Department of Public Defense: iowanationalguard.com
LSA Staff Contact: Justus Thompson (515.725.2249) justus.thompson@legis.iowa.gov

Training site facilities receive federal reimbursement for costs in connection with annual field training and weekend training for the Iowa National Guard.

The Air National Guard Security Guard contract authorizes Iowa to provide security and law enforcement for Air National Guard facilities located in Des Moines and Sioux City. Expenses are paid by the State and reimbursed 100.0% by federal funds.

Military Division Standing Unlimited General Fund Appropriation

Iowa Code section [29A.29](#) provides for payment of compensation to Iowa military personnel and expenses of Iowa military forces, as authorized in Iowa Code section [29A.27](#), from the State treasury if not otherwise appropriated.

National Guard Facilities Improvement Fund

The National Guard Facilities Improvement Fund was established in 1981. Revenue in the Fund includes receipts from the operation or leasing of facilities located at Camp Dodge and the sale of real estate belonging to the Department of Public Defense. The Fund can only be used for construction, improvement, modification, maintenance, and repayment of costs related to National Guard facilities. The Fund cannot be used for the construction of new armories without prior approval of the General Assembly.

Military Operations Fund

The Military Operations Fund was established in 1981. Revenue in the Fund includes rental proceeds from leasing armories when the lease does not interfere with the use of the armory for military purposes. Each armory has an account for deposit of armory rent revenue. The revenue credited to each account is for maintaining, improving, and repairing the armory facility and utility payments.

Major Maintenance Fund

The Major Maintenance Fund receives appropriations from the Rebuild Iowa Infrastructure Fund and is used for facilities as major maintenance needs arise.

Capital Improvement Requests

Capital improvement requests are for specific projects not handled by funds appropriated to the Major Maintenance Fund, such as a completely new facility or major renovation of a specific facility. Previous funds have been appropriated from the Rebuild Iowa Infrastructure Fund.

Related Statutes and Administrative Rules

Iowa Code chapter [29A](#)
Iowa Administrative Code [601](#)

Budget Unit Number

5820R310001

1443622

BUDGET UNIT BRIEF – FY 2025

Fiscal Services Division

July 1, 2024



Ground Floor, State Capitol Building

Des Moines, Iowa 50319

515.281.3566

Department of Public Safety Administrative Services Division

Purpose and History

The Administrative Services Division provides support services to the Iowa Department of Public Safety (DPS) as well as direct services to criminal justice agencies statewide and the citizens of Iowa. This Division is comprised of three bureaus:

Program Services Bureau: Administers the Licensing and Employee Identification Program for private security, private investigation, and bail enforcement agencies and their employees; coordinates the issuance of weapons permits statewide; and collects data via the incident-based reporting system for the Uniform Crime Report.

Information Technology Solutions Bureau: Coordinates computer-related operations by providing, maintaining, and securing the data and telecommunications infrastructure for the Department through data processing, office automation services, and intersystem communication. The Bureau also provides services to the statewide law enforcement community through the Iowa On-line Warrants and Articles (IOWA) System. The IOWA System is a computer network that provides access to a wide variety of information for police departments, sheriff's offices, Iowa courts, county attorneys, federal law enforcement agencies, and various other criminal justice and public safety agencies throughout Iowa. Such data includes wanted and missing persons, stolen vehicles and articles, protective orders, sex offenders, motor vehicle registration files, driver's license records, and criminal history records.

Finance Bureau: Provides financial support services to all divisions within the DPS. These include preparation of the Department's annual budget request, accounting services, payroll, and human resources services. The Finance Bureau prepares monthly financial statements reflecting the estimated financial position for each of the divisions. In addition, the Bureau administers the Peace Officers' Retirement, Accident, and Disability System.

Funding

Approximately 67.0% of the funding for the Administrative Services Division is received from a State General Fund appropriation. An additional 25.0% of the funding is received through fees charged to criminal justice agencies at the municipal, county, State, and federal levels for the use of the IOWA System and the National Criminal Information Center (NCIC) System. The fees charged reimburse the Information Technology Solutions Bureau for the costs of providing data lines, routers, and security for the submission of criminal history information and the ability to search criminal and traffic records. The fees charged also cover the salaries of employees maintaining the IOWA System as well as the training

More Information

Department of Public Safety — Division of Administrative Services:

dps.iowa.gov/divisions/administrative-services

LSA Staff Contact: Justus Thompson (515.725.2249) justus.thompson@legis.iowa.gov

of dispatchers and other system users. The fees are based in part on the type of connection that the jurisdiction uses and on the number of messages associated with its account.

The Division also receives fees for the issuance of weapons permits and for the licensure of private investigative and security agencies. This accounts for the remaining 8.0% of Division funding. The fees collected reimburse the Division for the costs of weapons permit forms, identification cards, and the nationwide criminal history check conducted through the Federal Bureau of Investigation (FBI), as well as the costs of providing guidance to sheriff's offices and federal firearms licensees regarding the application of Iowa Code chapter [724](#) and United States Code Title [18](#).

Other States

Fee structures for the NCIC connectivity vary widely from state to state. Most states have some mechanism that measures the level of activity, such as the number of terminals used, the number of messages, or the number of trained users. Most also have some sort of a flat fee component to ensure that fixed costs are covered to some extent by a consistent revenue stream. In a few states, the General Assembly appropriates funding for 100.0% of the operations.

Related Statutes and Administrative Rules

Iowa Code chapters [80](#) and [724](#)
Iowa Administrative Code [661](#)

Budget Unit Number

5950R640001

1443624

BUDGET UNIT BRIEF – FY 2025

Fiscal Services Division

July 1, 2024



Ground Floor, State Capitol Building

Des Moines, Iowa 50319

515.281.3566

Division of Criminal Investigation

Background

The Division of Criminal Investigation (DCI) was created in 1921 to provide investigative support and expertise to law enforcement agencies across the State. The Division is comprised of five areas.

Criminalistics Laboratory

The Criminalistics Laboratory, or Crime Lab, was created by statute in July 1969 and funded in July 1970. The Crime Lab consists of the following sections:

- Arson
- Breath Alcohol
- Crime Scene Processing
- DNA
- Drug Identification
- Evidence Room
- Firearms and Tool Marks
- Latent Prints and Impression Identification
- Photography
- Quality Assurance
- Questioned Documents
- Toxicology
- Trace Evidence

Field Operations Bureau

The Field Operations Bureau assists local, State, and federal law enforcement agencies. The Bureau consists of:

- Major Crime Unit
- Sex Offender Registry
- Cyber Crime Unit

Special Enforcement (Gaming) Operations Bureau

The Special Enforcement Operations Bureau was created in 1989 to ensure public confidence and trust in Iowa's gaming industry. Primary duties are to conduct criminal investigations and background investigations and to provide regulatory enforcement at Iowa's licensed casinos. Other duties include enforcing Iowa's laws in reference to illegal gambling and regulating amusement devices, social and charitable gaming, lotteries, and tribal gaming compacts. Since July 1, 2010, the operating budget for the Special Enforcement Operations Bureau has been appropriated from the Gaming Enforcement Revolving Fund created in Iowa Code section [80.43](#). The Bureau includes:

- Riverboat/Pari-Mutuel Gaming Enforcement

More Information

Department of Public Safety: dps.iowa.gov

Division of Criminal Investigation: dps.iowa.gov/divisions/criminal-investigation

LSA Staff Contact: Justus Thompson (515.725.2249) justus.thompson@legis.iowa.gov

- Amusement Device/Social and Charitable Gaming Enforcement
- Iowa Class A, C, and D Background Applications for Individual or Corporate Gaming Licenses

Support Operations Bureau

The Support Operations Bureau provides administrative support to the DCI. It also collects, maintains, and provides information vital to law enforcement agencies and the general public. Units within the Bureau include:

- Administrative Support/Transcription Unit
- AFIS/Fingerprint Unit
- Records and Identification Unit
- Criminal History Dissemination Unit
- Missing Person Information Clearinghouse

Funding

The DCI is funded from various sources. The Field Operations Bureau is funded primarily through a State General Fund appropriation supporting the entire Bureau and through U.S. Department of Justice (DOJ) grants that are dedicated to the Internet Crimes Against Children unit. The Support Operations Bureau is funded entirely through the criminal history fee authorized by Iowa Code chapter [692](#) and set in [661 IAC 82](#). The Criminalistics Laboratory is funded through a State General Fund appropriation, a portion of the Criminal Fine Revenue Surcharge earmarked through a special State General Fund appropriation, federal grants, and pass-through funds from the DOJ (Internet Crimes Against Children, Forensic Science Improvement grants), Governor's Traffic Safety Bureau grants (National Highway Traffic Safety Administration), and the Office of the President (High Intensity Drug Trafficking Area (HIDTA)).

Related Statutes and Administrative Rules

Iowa Code chapters [80](#) and [692](#)
Iowa Code section [80.43](#)
Iowa Administrative Code [661](#)

Budget Unit Number

5950R670001

1443629

BUDGET UNIT BRIEF – FY 2025

Fiscal Services Division

July 1, 2024



Ground Floor, State Capitol Building

Des Moines, Iowa 50319

515.281.3566

Criminalistics Laboratory

History

The Iowa Bureau of Criminal Investigation (BCI) Criminalistics Laboratory (Crime Lab) was created by statute in July 1969 (Iowa Code chapter [691](#)). In 1977, the Bureau of Criminal Investigation was reorganized as the Division of Criminal Investigation (DCI) within the Department of Public Safety. In September 2000, the laboratory was accredited by the American Society of Crime Laboratory Directors/Laboratory Accreditation Board (ASCLD/LAB), and currently maintains accreditation in accordance with ASCLD/LAB International program criteria.

The current location of the Iowa Crime Lab opened June 9, 2005, at the Des Moines Area Community College (DMACC) Ankeny campus. In addition to the Crime Lab, there was also office space for the State Medical Examiner, the University of Iowa State Hygienic Laboratory, and the Iowa Department of Agriculture and Land Stewardship's meat and dairy testing program. The overall facility covers 176,000 square feet and houses all four laboratories.

Total funding for the planning and construction of the facility was \$50.0 million, plus an additional \$355,500 to purchase new laboratory equipment and fund maintenance and operations. The State appropriations for the Lab were made in [HF 742](#) during the 2001 Legislative Session and [SF 2298](#) during the 2004 Legislative Session for \$16.7 million each year from FY 2002 to FY 2004.

Current Operations

The DCI Crime Lab provides services in the following areas: trace evidence, arson, latent prints and impression evidence, questioned documents, breath alcohol, toxicology, drug identification, firearms and toolmarks, DNA, forensic photography, and crime scene processing.

The DCI receives two General Fund appropriations. The Crime Lab receives an annual appropriation from the General Fund that is deposited in the Criminalistics Laboratory Fund. This is a nonreversionary fund that began in FY 2006 as mandated in Iowa Code section [691.9](#). This Fund is used by the Crime Lab for the purchase and maintenance of equipment, depreciation, and training. The operating budget for the Crime Lab is included in the appropriation for the DCI. In addition, 20.0% of the crime services surcharge established in Iowa Code section [911.1](#) is allocated to the Criminalistics Laboratory Fund. The Crime Lab also receives some federal funding that varies from year to year.

Related Statutes and Administrative Rules

Iowa Code chapters [80](#) and [691](#)
Iowa Code sections [691.9](#) and [911.1](#)
Iowa Administrative Code [661](#)

Budget Unit Number

5950R680001

1443605

More Information

Department of Public Safety: dps.state.ia.us

LSA Staff Contact: Justus Thompson (515.725.2249) justus.thompson@legis.iowa.gov

www.legis.iowa.gov

BUDGET UNIT BRIEF – FY 2025

Fiscal Services Division

July 1, 2024



Ground Floor, State Capitol Building

Des Moines, Iowa 50319

515.281.3566

Division of Narcotics Enforcement

History

In 1970, the Iowa General Assembly approved the establishment and funding of a new division within the Department of Public Safety (DPS) to be known as the Iowa Division of Narcotics and Drug Enforcement (DNDE). One of the primary functions of the DNDE was to establish cases on major drug traffickers within the State of Iowa. Another function was the seizure of illegal drugs through undercover drug busts.

In 1978, the DPS was reorganized and the DNDE was moved as a bureau under the newly formed Iowa Division of Criminal Investigation (DCI). However, in 1987, the DNDE was reestablished as a separate division and renamed the Division of Narcotics Enforcement (DNE). The DNE has since served as the lead agency for the enforcement of laws related to narcotics and controlled substances in the DPS.

Current

The DNE performs drug trafficking investigations, clandestine laboratory investigations, gang investigations, and pharmaceutical diversion investigations and provides training to local police and fire departments. Agents of the DNE work with State, local, and federal law enforcement and drug task forces operating throughout Iowa. The agents also provide outreach and training to community organizations and local investigators.

The DNE is funded through a General Fund appropriation for narcotics enforcement. Additionally, the DNE receives a General Fund appropriation for undercover funds. The undercover funds are used to purchase a small quantity of narcotics in an effort to build intent-to-deliver cases and to pay confidential informants for information related to ongoing investigations.

Related Statutes and Administrative Rules

Iowa Code chapter [80](#)

Iowa Administrative Code [661](#)

Budget Unit Numbers

5950R700001

1443631

More Information

Department of Public Safety — Division of Narcotics Enforcement: dps.iowa.gov/divisions/narcotics-enforcement

LSA Staff Contact: Justus Thompson (515.725.2249) justus.thompson@legis.iowa.gov

BUDGET UNIT BRIEF – FY 2025

Fiscal Services Division

July 1, 2024



Ground Floor, State Capitol Building

Des Moines, Iowa 50319

515.281.3566

Undercover Funds

Purpose and History

Undercover moneys, which are appropriated by the General Assembly to the Department of Public Safety, are used to purchase small amounts of narcotics in an effort to develop intent-to-deliver cases and to discover or develop the investigation of larger conspiracies to deliver controlled substances. The second use for undercover moneys is to pay confidential informants for information relative to ongoing investigations. The State moneys are also used as a match when federal funds become available.

Funding

The Division of Narcotics Enforcement (DNE) serves as the administrator of Governor's Office of Drug Control Policy (ODCP) undercover funds. A percentage of the funds supports undercover operations, and the remainder is distributed to local drug task force operations throughout the State. Undercover funds are received primarily from a State General Fund appropriation and are used to match ODCP funds. The annual General Fund appropriation for undercover funds began in FY 1991 at \$275,000. This amount steadily decreased to \$109,000 in the following years. In FY 2019, this amount increased to its current level of \$209,000.

Related Statutes and Administrative Rules

Iowa Code chapter [80](#)

Iowa Administrative Code [661](#)

Budget Unit Number

5950R690001

1443885

More Information

Department of Public Safety, Division of Narcotics Enforcement:

dps.iowa.gov/divisions/narcotics-enforcement

LSA Staff Contact: Justus Thompson (515.725.2249) justus.thompson@legis.iowa.gov

BUDGET UNIT BRIEF – FY 2025

Fiscal Services Division

July 1, 2024



Ground Floor, State Capitol Building

Des Moines, Iowa 50319

515.281.3566

State Fire Marshal Division

Purpose and History

The State Fire Marshal Division, established in 1911, is the oldest of the six divisions within the Department of Public Safety. The Division was created to collect statistics on fire in Iowa and to develop fire safety regulations. The State Fire Marshal Division is comprised of two bureaus that train and educate Iowa's fire and emergency services and conduct arson investigations. These two bureaus include:

- Arson and Explosives — Assists local fire, police, and sheriff departments with investigations of fire scenes to determine whether a crime has been committed and bring the case to a successful resolution.
- Fire Service Training — Provides training and education for Iowa's fire and emergency services.

During the 2023 Legislative Session, [SF 514](#) (State Government Alignment Act) transferred oversight for permitting, licensing, and inspection for the following areas to Department of Inspections, Appeals, and Licensing (DIAL):

- Building Code Bureau — Reviews certain building plans and inspects certain buildings.
- Electrical Licensing and Inspection Bureau — Responsible for statewide licensing of all electricians and electrical contractors and inspections of all new electrical work done within the State.
- Fire Prevention Bureau — Conducts fire safety inspections in Iowa schools, universities, jails, and nursing homes.

Funding

The majority of funding for the State Fire Marshal Division comes from the State General Fund appropriation, with the remainder being generated by reimbursements and fees retained by the Division to offset the costs of various activities. Due to the State Government Alignment Act, the only fees currently retained by the State Fire Marshal Division are now the fire fighter certification fee and training. The fire fighter certification and training fees are paid by fire fighters for certification and tuition, conferences, publications, materials, and other costs. Fees previously retained by the State Fire Marshal are now collected by the Department of Inspections, Appeals, and Licensing (DIAL).

Related Statutes and Administrative Rules

Iowa Code chapter [100](#)

Iowa Administrative Code [661 – 200](#)

Budget Unit Number

5950R720001

1443843

More Information

Department of Public Safety — State Fire Marshal Division: dps.iowa.gov/divisions/state-fire-marshal
LSA Staff Contact: Justus Thompson (515.725.2249) justus.thompson@legis.iowa.gov

BUDGET UNIT BRIEF – FY 2025

Fiscal Services Division

July 1, 2024



Ground Floor, State Capitol Building

Des Moines, Iowa 50319

515.281.3566

Iowa State Patrol

Purpose and History

The Iowa State Patrol was created by the 46th General Assembly in 1935 with 53 safety patrol officers. In the late 1990s, the State Patrol had as many as 455 sworn peace officers with approximately 357 being considered “road troopers.”

Troopers patrol and conduct traffic enforcement on Iowa’s highways and interstate systems, provide police services for special events, provide support services to other law enforcement agencies and government entities, and assist local agencies during large-scale events or natural disasters.

The State Patrol has several specialty units including the Air Wing, Police Service Dog Unit, Public Resource Officer Unit, Crisis Negotiators, Chaplain Program, Honor Guard, Technical Collision Investigation Unit, and Commercial Motor Vehicle Unit. There are 15 State Patrol district offices across Iowa in addition to a fleet and supply office and an office located on the Capitol Complex.

Funding

Between FY 1982 and FY 1995, the State Patrol was funded directly from the Road Use Tax Fund. From FY 1996 to FY 1999, the State Patrol was funded from motor vehicle use tax receipts and from General Fund appropriations. Since FY 2000, the State Patrol has been funded from the State General Fund.

The State Patrol General Fund appropriation comprises approximately 66.1% of the total Department of Public Safety (DPS) General Fund appropriations. In addition, the State Patrol may, at the discretion of the Commissioner, receive funding from either State or federal asset forfeiture funds based on the availability of moneys in either account. These funds have traditionally been used to purchase equipment. The State Patrol also receives federal moneys through programs such as the Motor Carrier Safety Assistance Program and the National Highway Traffic Safety Administration’s traffic safety programs.

Cost of an Additional State Trooper

For FY 2023, the estimated cost of an additional State trooper, including salary, benefits, travel, fuel, equipment, and a vehicle, is \$198,000. The ongoing cost of maintaining a trooper is \$111,000.

Related Statutes and Administrative Rules

Iowa Code chapter [80](#)

Iowa Administrative Code [661](#)

Budget Unit Number

5950R750001

1443735

More Information

Department of Public Safety — Iowa State Patrol: dps.iowa.gov/divisions/iowa-state-patrol
LSA Staff Contact: Justus Thompson (515.725.2249) justus.thompson@legis.iowa.gov

BUDGET UNIT BRIEF – FY 2025

Fiscal Services Division

July 1, 2024



Ground Floor, State Capitol Building

Des Moines, Iowa 50319

515.281.3566

State Peace Officers Council Sick Leave Payout

Purpose and History

Peace officers in the Department of Public Safety (DPS) are entitled to utilize the value of their accumulated and unused sick leave at retirement for the payment of health and/or life insurance. Employees covered by the State Police Officer's Council (SPOC) collective bargaining agreement are provided the benefit through Article IX, Section 8, paragraph D, of the [SPOC agreement](#). Supervisors not covered by the collective bargaining agreement are granted the same benefit through Iowa Code sections [70A.1\(4\)\(b\)](#) and [70A.23\(4\)](#). The benefit is further defined in [11 IAC 64](#).

The value of an employee's sick leave bank is determined by multiplying the hourly rate of compensation at the time of retirement by the accumulated and unused hours of sick leave credited to the employee. This value is credited to an employee's account and used to pay the costs of health and/or life insurance until the account is exhausted. Peace officer employees may utilize their sick leave bank for continuation of a state group insurance plan or may utilize the sick leave bank for payment of premiums through another carrier. If the retired peace officer passes away before the sick leave bank is exhausted, any remaining value is transferable to a surviving spouse for the payment of health and/or life insurance premiums of the spouse and any dependent children. If the spouse predeceases the officer and there are no dependent children, the value of the sick leave bank is considered exhausted.

For officers in the DPS, the payment of premiums is made on a cash basis (at the time the premiums are due) rather than on an accrual or fully funded basis. Prior to FY 2001, there was no reserve fund in existence for payments. The DPS set aside moneys to fund the sick leave bank of employees who were believed likely to retire. This resulted in funds being set aside that could not be used for other critical needs. In FY 2002, a separate appropriation was established to provide a regular funding stream for these expenses on a cash basis.

Funding

The total annual expense is approximately \$1.7 million, and the General Fund appropriation for this budget unit is approximately \$280,000. Funding for the difference is taken from the DPS regular operating budget. Any moneys remaining in the Fund are permitted to carry forward, and interest earned is permitted to remain in the Fund.

Related Statutes and Administrative Rules

Iowa Code chapters [70A](#) and [80](#)
Iowa Administrative Code [11—64](#) and [661](#)

More Information

Department of Public Safety: dps.iowa.gov
LSA Staff Contact: Justus Thompson (515.725.2249) justus.thompson@legis.iowa.gov

Budget Unit Number

5950R760001

1443849

BUDGET UNIT BRIEF – FY 2025

Fiscal Services Division

July 1, 2024



Ground Floor, State Capitol Building

Des Moines, Iowa 50319

515.281.3566

Fire Fighter Training

Purpose and History

State training for Iowa fire fighters began in 1925 with the creation of the Iowa State Fire School at Iowa State College, which is today Iowa State University. In 2000, fire fighter training was transferred to the Fire Service Training Bureau of the Division of State Fire Marshal of the Department of Public Safety (DPS). In 2020, the Fire Service Training Bureau relocated from Iowa State University to Camp Dodge in Johnston.

Volunteer and career fire fighters serve at fire stations throughout Iowa. Some volunteer fire fighters are considered “paid on call,” meaning they receive modest compensation for responding to incidents. The State minimum training standards apply to both volunteer and career fire fighters.

Volunteer fire fighters employed by the State, except those considered “essential personnel,” have a leave provision and job protection pursuant to Iowa Code section [55.2](#). This allows State fire fighters to respond to fire calls with job protection. Iowa Code section [100B.14](#) provides volunteer job protection and prohibits a public or private employer from terminating the employment of an employee for joining a volunteer emergency services unit or organization.

Funding for Training

Most training is available at no cost to volunteer fire fighters. Funds are appropriated from the General Assembly and are used to provide training by the DPS to volunteer fire departments upon request.

In addition to the General Fund appropriations for fire fighter training, funding is provided from two other sources. The Paul Ryan Memorial Fire Fighter Safety Training Fund, established in Iowa Code section [100B.12](#), receives limited funding from a fee associated with special fire fighter license plates. The Volunteer Fire Fighter Preparedness Fund, established in Iowa Code section [100B.13](#), receives limited funding from the State income tax checkoff for fire fighters, as well as gifts, bequests, and donations.

Basic training is available from either the Fire Service Training Bureau or from partner community colleges. Volunteer fire fighters do not receive community college credit hours for volunteer service. Several of the community colleges in Iowa offer fire service degree programs, but these are degree programs requiring the payment of tuition and fees. However, as with any other college degree program, State, federal, and other financial assistance may be available.

Funding for Equipment

A General Fund appropriation of \$500,000 was made each year from FY 2004 to FY 2006 for the establishment of a \$1.5 million Revolving Loan Program for the purchase of equipment by local fire departments. The funds cannot be used to build fire stations. This Program provides interest-free loans

More Information

Department of Public Safety — State Fire Marshal Division: dps.iowa.gov/divisions/state-fire-marshal
LSA Staff Contact: Justus Thompson (515.725.2249) justus.thompson@legis.iowa.gov

with an origination fee of 1.0%. The fee is withheld by the Fire Service Training Bureau from the original loan payout and used to offset administration costs. A repayment schedule is established at the time the loan is awarded, with a minimum of two payments per year for the duration of the loan. Generally, loans of \$50,000 or less are repaid over a 5-year period, and loans greater than \$50,000 are repaid over a 10-year period. The maximum loan amount is \$150,000, and there is no penalty for early repayment.

Line of Duty Death Benefit

If the death of a volunteer emergency services provider occurs as the result of an injury incurred in the line of duty, a death benefit of \$100,000 is paid in a lump sum to the volunteer provider's beneficiary. The death benefit is paid from a standing appropriation to the Department of Administrative Services from the unobligated General Fund balance.

Related Statutes and Administrative Rules

Iowa Code chapters [80](#) and [100B](#)

Iowa Code section [55.2](#)

Iowa Administrative Code [661](#)

Budget Unit Number

5950R820001

1443669

BUDGET UNIT BRIEF – FY 2025

Fiscal Services Division

July 1, 2024



Ground Floor, State Capitol Building

Des Moines, Iowa 50319

515.281.3566

Iowa Statewide Interoperable Communications System Board

Purpose and History

The Iowa Statewide Interoperable Communications System (ISICS) Board was created by the General Assembly in 2007 Iowa Acts, [HF 353](#), under the joint purview of the Department of Transportation (DOT) and Department of Public Safety (DPS). The Board's mission statement is to develop, implement, and oversee policy, operations, and fiscal components of communications interoperability efforts at the State and local level, and coordinate with similar efforts at the federal level, with the ultimate objective of developing and overseeing the operation of a statewide integrated public safety communications interoperability system.

In 2012, Congress mandated the building, deployment, and operation of a nationwide public safety broadband network. The Federal Communications Commission (FCC) mandated that all very high frequency (VHF) and ultra high frequency (UHF) land mobile radio (LMR) systems be migrated to 12.5 kHz channels (narrowbanded) by January 1, 2013. Iowa received an extension of the final deadline until May 31, 2015, to deal with issues regarding funding and the request for proposals (RFP) selection. The DPS met this deadline, and State trooper vehicles, as well as the Division of Criminal Investigation, now have radios that are narrowband compliant.

The ISICS Board has 19 voting members, including 8 State department representatives, 10 local public safety members, and 1 at-large member. Additionally, there are four members of the Iowa Legislature who are nonvoting members. Voting members of the Board are entitled to receive reimbursement for expenses incurred while performing Board duties. The Board has seven standing committees:

- Finance
- Governance
- Operations
- Outreach
- Technology
- Training and Exercise
- User Group

More Information

Iowa Statewide Interoperable Communications System Board: dps.iowa.gov/divisions/commissioners-office/interoperability-communications/iowa-statewide-interoperable-communications-board

FCC Narrowbanding Mandate: fcc.gov/narrowbanding

LSA Staff Contact: Justus Thompson (515.725.2249) justus.thompson@legis.iowa.gov

Funding

Funding for the Board was initially received from two federal grants, the Public Safety Interoperable Communications (PSIC) Grant and the Interoperable Emergency Communications Grant Program (IECGP). From 2007 to 2010, the Board received \$12.1 million in grants. The 2010 grant was the last federal grant received by the Board, and no future federal grants are expected.

State funding to meet the narrowband mandate has been provided as follows:

- \$7.5 million from the Rebuild Iowa Infrastructure Fund (over a three-year period beginning in FY 2012) to the DPS.
- \$3.5 million from the Technology Reinvestment Fund (in FY 2013) to the Department of Corrections.
- \$1.1 million from the Technology Reinvestment Fund (in FY 2018) to the DPS.

In addition, the Department of Natural Resources was authorized to use unappropriated funds in the Fish and Game Protection Fund (in FY 2012) to purchase radios compliant with the narrowband mandate.

Legislative intent language also required that all radio purchases must provide the maximum amount of statewide coverage and interoperability through all phases of migration to the future statewide digital radio network by using P-25 standards.

For FY 2016 and FY 2017, \$8.4 million was appropriated from the 911 Emergency Communications Fund to the Homeland Security and Emergency Management Department (HSEMD) to pay for the lease costs associated with the statewide land mobile radio communications system, which interfaces with the Iowa interoperability radio platform. Since FY 2018, funding for the lease costs has been appropriated from the Rebuild Iowa Infrastructure Fund through the Infrastructure Appropriations Act and from the Road Use Tax Fund and the Primary Road Fund through the Transportation Appropriations Act.

Related Statutes and Administrative Rules

Iowa Code sections [80.28](#) and [80.29](#)
Iowa Administrative Code [661—600](#)

Budget Unit Number

5950R850001

1443740

BUDGET UNIT BRIEF – FY 2025

Fiscal Services Division

July 1, 2024



Ground Floor, State Capitol Building

Des Moines, Iowa 50319

515.281.3566

Office to Combat Human Trafficking

Background

Pursuant to Iowa Code section [710A.1](#)(4), human trafficking includes the following:

- Participating in a venture to recruit, harbor, transport, supply provisions, or obtain a person for the purpose of forced labor or service that results in involuntary servitude, peonage, debt bondage, or slavery.
- Participating in a venture to recruit, harbor, transport, supply provisions, or obtain a person for the purpose of commercial sexual activity through the use of force, fraud, or coercion. If the trafficked person is under 18 years of age, the commercial sexual activity need not involve force, fraud, or coercion.
- Knowingly purchasing or attempting to purchase services involving commercial sexual activity from a victim or another person engaged in human trafficking.

Human trafficking may include, but does not require, physical movement of the victims. Human trafficking may also dovetail into other crimes such as drug trafficking, larceny, and money laundering, as traffickers are frequently involved in other illegal activities. Efforts to identify and combat human trafficking in Iowa include:

- The Iowa Law Enforcement Academy integrates training on human trafficking into basic academy courses for new recruits and hires.
- The Crime Victim Assistance Division of the Attorney General's Office provides services to human trafficking victims and trains State and local justice system professionals to recognize and report incidents of human trafficking.
- The Department of Public Safety (DPS) established the Office to Combat Human Trafficking.

Purpose and History

The Office to Combat Human Trafficking was established during the 2016 Legislative Session and is part of the DPS. Iowa Code section [80.45](#) assigns the Office the following duties:

- Serve as the point of contact for anti-human trafficking activity within the State of Iowa.
- Consult and work with other agencies and organizations having expertise in dealing with the crime of human trafficking.
- Develop a strategy to collect and maintain criminal history data on incidents related to human trafficking.

More Information

Iowa Office to Combat Human Trafficking: dps.iowa.gov/divisions/intelligence/human-trafficking
Crime Victim Assistance Division of the Attorney General's Office: iowaattorneygeneral.gov/for-crime-victims/victim-services-support-program

Victims of Trafficking and Violence Protection Act of 2000: congress.gov/bill/106th-congress/house-bill/3244

LSA Staff Contact: Justus Thompson (515.725.2249) justus.thompson@legis.iowa.gov

- Develop a strategy for sharing victim and offender data among governmental agencies.
- Apply for and assist other governmental agencies to apply for grants to combat human trafficking.
- Research and recommend training to identify and respond to human trafficking victims.
- Report annually to the General Assembly regarding the Office's activities related to combatting human trafficking and the identified occurrences of human trafficking within the State.

Iowa Code section [80.45A](#), created by [HF 2259](#) during the 2020 Legislative Session, authorizes the Office to offer voluntary human trafficking prevention training to lodging providers beginning January 1, 2022. The training may be developed and delivered to lodging providers by the Office, a governmental agency, or a nongovernmental or community organization that has expertise in the area of human trafficking. The human trafficking prevention training must be approved by the Commissioner of Public Safety. Certified lodging providers will receive a certification issued by the Commissioner that is valid for three years.

Related Statutes and Administrative Rules

Iowa Code chapter [710A](#)
Iowa Code sections [80.45](#) and [80.45A](#)
Iowa Administrative Code [661—29](#)

Budget Unit Number

5950R660001

1443791

BUDGET UNIT BRIEF – FY 2025

Fiscal Services Division

July 1, 2024



Ground Floor, State Capitol Building

Des Moines, Iowa 50319

515.281.3566

Volunteer Fire Fighter Training and Equipment

Purpose and History

The Fire Service Training Bureau, operated by the State Fire Marshal, a division of the Department of Public Safety (DPS), provides basic training to all fire departments in the State. Iowa Code section [55.2](#) provides volunteer fire fighters employed by the State with job protection when responding to fire calls. Iowa Code section [100B.14](#) provides volunteer fire fighters with protection by prohibiting a public or private employer from terminating the employment of an employee for joining a volunteer emergency services unit or organization.

Minimum training standards apply to both volunteer and career fire fighters. The majority of training is available at no cost to most volunteer fire fighters. Funds are appropriated from the General Assembly and are used to provide training by the DPS to volunteer fire departments upon request.

Funding

The majority of funding for volunteer fire fighter training and equipment originates from General Fund appropriations to the DPS. Additional funding for training and equipment is received from the following funds:

- The Paul Ryan Memorial Fire Fighter Safety Training Fund, established in Iowa Code section [100B.12](#), receives limited funding from a fee associated with special fire fighter license plates.
- The Volunteer Fire Fighter Preparedness Fund, established in Iowa Code section [100B.13](#), receives limited funding from the State income tax checkoff for fire fighters, as well as gifts, bequests, and donations.
- The Fire Fighting Equipment Revolving Loan Fund, established in [661 IAC 259](#), provides interest-free loans of up to \$150,000 to local fire departments for the purchase of equipment.

Related Statutes and Administrative Rules

Iowa Code chapters [80](#) and [100B](#)

Iowa Code section [55.2](#)

Iowa Administrative Code [661](#)

Budget Unit Number

59502R10001

1443936

More Information

Department of Public Safety — Fire Service Training Bureau:

dps.iowa.gov/state-fire-marshal/fire-service-training

LSA Staff Contact: Justus Thompson (515.725.2249) justus.thompson@legis.iowa.gov

BUDGET UNIT BRIEF – FY 2025

Fiscal Services Division

July 1, 2024



Ground Floor, State Capitol Building

Des Moines, Iowa 50319

515.281.3566

Department-Wide Duties — Department of Public Safety

Purpose and History

During the 2023 Legislative Session, the Department of Public Safety (DPS) received an appropriation for department-wide duties. This appropriation will fund increased operating costs and will be spent at the discretion of the department.

Funding

In Iowa Acts, [SF 562](#), the FY 2024 Justice System Appropriations Act, the DPS received a General Fund appropriation of approximately \$6.5 million for department-wide duties for FY 2024.

Related Statutes and Administrative Rules

Iowa Code chapter [80](#)

Iowa Administrative Code [201](#)

Budget Unit Number

5950R630001

1443994

More Information

Department of Public Safety: dps.iowa.gov

LSA Staff Contact: Justus Thompson (515.725.2249) justus.thompson@legis.iowa.gov

BUDGET UNIT BRIEF – FY 2025

Fiscal Services Division

July 1, 2024



Ground Floor, State Capitol Building

Des Moines, Iowa 50319

515.281.3566

Public Safety Equipment Fund

Purpose and History

The Public Safety Equipment Fund was created in [HF 708](#) (Public Safety Equipment Fund Act) during the 2021 Legislative Session and codified in Iowa Code section [80.48](#). Moneys in the Fund may be used for the purchase, maintenance, replacement, installation, and licensing costs of equipment used by the Department of Public Safety (DPS). Moneys remaining in the Fund do not revert to the General Fund at the close of the fiscal year.

The DPS is required to submit an annual Public Safety Equipment Fund report to the co-chairpersons and ranking members of the Justice System Appropriations Subcommittee and to the Legislative Services Agency (LSA) on or before December 31 of each year. The report is required to contain a list of all expenditures from the Fund in the previous fiscal year, the amount carried forward from the previous fiscal year with a plan of how those moneys will be spent, the amount the DPS intends to carry forward to the next fiscal year with a plan of how those moneys will be spent, and a list of all deposits into the Fund from the previous fiscal year.

Funding

The Public Safety Equipment Fund has received annual appropriations totaling \$5.0 million since its creation in FY 2022. These appropriations have consisted of \$2.5 million from the General Fund and \$2.5 million from the Rebuild Iowa Infrastructure Fund (RIIF).

Related Statutes and Administrative Rules

Iowa Code section [80.48](#)

Budget Unit Number

5950R650001

1443935

More Information

Department of Public Safety: dps.iowa.gov
LSA Staff Contact: Justus Thompson (515.725.2249) justus.thompson@legis.iowa.gov

BUDGET UNIT BRIEF – FY 2025

Fiscal Services Division

July 1, 2024



Ground Floor, State Capitol Building

Des Moines, Iowa 50319

515.281.3566

Office of Drug Control Policy — DPS

Background

The Governor's Alliance on Substance Abuse (GASA), the predecessor agency to the Governor's Office of Drug Control Policy (ODCP), was established in 1987 under the jurisdiction of the Department of Public Health (DPH). In 1990, legislative action established GASA as an independent agency called the Office of the Drug Enforcement and Abuse Prevention Coordinator, with an overall mission of facilitating coordination among State agencies and resources within the criminal justice/law enforcement system. The ODCP officially came into existence on July 1, 2000, when legislation changed the name and title of the Drug Enforcement and Abuse Prevention Coordinator to the Drug Policy Coordinator. During the 2023 Legislative Session, [SF 514](#) (State Government Alignment Act) transferred authority over the ODCP to the Department of Public Safety.

Operations

The ODCP's mission is to coordinate substance-use-related criminal justice resourcing and policy development. The Office has two core functions, with associated services, products, and activities in place to support them. The core functions and services are:

- **Core Function — Advocacy:** In order to enhance coordination and provide leadership and education to improve Iowa's response to drug use and related crime, the ODCP strategically coordinates efforts among local, State, and federal agencies to efficiently reduce substance abuse and related problems. The Office also works to execute strategies that reduce medicine misuse and abuse and enhance prevention, treatment, and enforcement efforts. This includes prescription drug and opiate drug abuse.
- **Service — Drug Control Policy Guidelines and Program Coordination:** In order to promote evidence-based programs, innovations, and policy changes to reduce the supply of and demand for illegal drugs, the ODCP facilitates program and policy development that is up to date with the changes in the nature and scope of substance abuse and drug manufacturing and distribution. The Office also works to promote a high level of collaboration among State agencies to identify and refine effective drug control policy and to promote compliance with and enforcement of new Iowa laws. Training and guidance are also provided by the Office to support compliance with Iowa laws regarding the regulation of pseudoephedrine, a key methamphetamine precursor.
- **Core Function — Community Coordination and Development:** With the administration of federal grant funds and other resources that help strengthen local and State drug enforcement and treatment efforts, the ODCP actively works to improve the ability of State and local governments and private partners to enforce drug laws and provide prevention and treatment services. Many of these efforts focus on criminal offenders and center on abuse prevention efforts at the community level.
- **Service — Drug Control Program Development and Evaluation:** Through performance-based grant resources, the ODCP coordinates drug enforcement efforts across geographic and

More Information

Governor's Office of Drug Control Policy: odcp.iowa.gov
LSA Staff Contact: Justus Thompson (515.725.2249) justus.thompson@legis.iowa.gov

governmental jurisdictional boundaries to enhance public safety by interdicting illegal drug trafficking efforts in Iowa. Along with the collaborative efforts to investigate drug trafficking, the Office provides infrastructure and resources to support the criminal justice system statewide.

Funding

The ODCP is funded by a combination of State General Fund and federal grant moneys.

Related Statutes and Administrative Rules

Iowa Code chapter [80E](#)

Budget Unit Number

5950R790001

Doc ID 1444299

BUDGET UNIT BRIEF – FY 2025

Fiscal Services Division

July 1, 2024



Ground Floor, State Capitol Building

Des Moines, Iowa 50319

515.281.3566

Homeland Security and Emergency Management Department

Background

The Homeland Security and Emergency Management Department (HSEMD) receives an annual General Fund appropriation that is leveraged with federal funds. These funds support State and local efforts in planning for, responding to, recovering from, and mitigating natural and man-made disasters and acts of terrorism. The HSEMD is also funded by multiple nondisaster and disaster-related grants. The following provides information on these grants and programs.

Administering Federal Funds

Some federal funds are maintained in restricted accounts that are transferred out or expended for a specific purpose.

- **Homeland Security Grant Program (HSGP).** This is a grant from the U.S. Department of Homeland Security's Federal Emergency Management Agency (FEMA) that is 100.0% federally funded and requires an 80.0% pass-through to local governments. Funds in this Program are used to plan and prepare for terrorist attacks, protect critical infrastructure, and conduct exercises to assess the readiness of state and local jurisdictions to prevent and respond to terrorist attacks. These funds have been used to create the following capabilities: Urban Search and Rescue, Special Weapons and Tactics, Explosive Ordnance Disposal, Bomb Squad, Veterinary Rapid Response Teams, Multi-State Agriculture Partnership, and Incident Management Teams.
- **Emergency Management Performance Grant (EMPG).** The EMPG Program provides assistance to support a comprehensive all-hazards preparedness system. It is designed to assist in the development and sustainment of emergency management capabilities across the prevention, protection, mitigation, response, and recovery mission areas. This FEMA grant is the primary federal funding support for state and local emergency management agencies. The distribution of funds to localities is determined by the HSEMD. There is a required match for EMPG funds, and the federal share used toward the EMPG Program budget may not exceed 50.0% of the total budget.
- **Hazardous Materials Emergency Preparedness Grant (HMEP).** The [Hazardous Materials Transportation Safety and Security Reauthorization Act of 2005](#) authorizes the U.S. Department of Transportation (U.S. DOT) to provide assistance to public-sector employees through emergency response training and planning grants. The purpose of this grant program is to increase state and local effectiveness in safely and efficiently handling hazardous materials in transportation-related accidents and incidents. The HMEP Program distributes fees collected from shippers and carriers of hazardous materials to eligible Local Emergency Planning Committees for hazardous materials planning and training.

More Information

Homeland Security and Emergency Management: homelandsecurity.iowa.gov
LSA Staff Contact: Justus Thompson (515.725.2249) justus.thompson@legis.iowa.gov

- **Emergency Response Fund (ERF).** The ERF is created and funded through Iowa Code section [29C.8A](#). These funds are received annually and are used to match the HMEP through the U.S. DOT.

Disaster Recovery

Disaster grants are only received following a Presidential Disaster Declaration. The HSEMD is responsible for conducting disaster recovery through the following federal grants:

- **Public Assistance (PA) Grant Program.** The PA Grant Program is a disaster-based FEMA grant with a 75.0% federal government/25.0% state and local government match cost share. Funds are used for disaster-related emergency and permanent work, including debris removal, emergency protective measures, and repair or restoration of public facilities such as roads and bridges, water control facilities, buildings and grounds, utilities, parks, and recreation facilities. The Program also encourages protection from future damage by providing assistance for hazard mitigation measures during the recovery process.
- **Hazard Mitigation Assistance.** Hazard mitigation is any sustained action taken to reduce or eliminate long-term risk to people and property from natural hazards and their effects. Hazard Mitigation Assistance (HMA) grant programs provide funding from FEMA to states for eligible mitigation projects. The majority of mitigation funding utilized in Iowa has been through the Hazard Mitigation Grant Program (HMGP). The HMGP is authorized by Section 404 of the federal [Robert T. Stafford Disaster Relief and Emergency Assistance Act](#) following a Presidential Major Disaster Declaration. The amount of HMGP funding available to a state is based on the estimated total federal assistance to be provided by FEMA for disaster recovery under the Presidential Major Disaster Declaration. The HMGP is a disaster-based grant with a 75.0% federal government/25.0% state and local government match rate cost share.

Mitigation funds are used for mitigation planning, property acquisitions, tornado-safe rooms, and infrastructure projects. Infrastructure projects may include structural and nonstructural retrofitting of existing public buildings, facilities, or utilities to protect against wind, ice, or flood hazards (e.g., strengthening electric utility systems); minor structural hazard control or protection projects such as storm water management (e.g., culverts, floodgates, retention basins); and localized flood control projects (e.g., a floodwall). According to the HSEMD, mitigation projects average approximately \$4 in avoided future damages for every \$1 spent.

Administering Programs

The HSEMD is also responsible for administering the following State programs:

- **911 Wireless Surcharge.** This Program receives funding from a \$1 surcharge per month, per access line on each access line subscriber. Surcharge funds are used to provide 911 wireless services to the citizens of Iowa. The revenue is passed on to local governments through a payment formula and grants for processing the wireless calls. Additional funds are to be used for wireless carrier cost recovery, reimbursement of communication service providers, network improvements, the annual lease costs for the Iowa Statewide Interoperable Communications System (ISICS), and other items.
- **Radiological Emergency Preparedness.** This Program receives funding from three private nuclear power plants to support the planning, training, and exercise activity at the Duane Arnold Energy Center at Palo, Iowa; the Quad Cities Generating Station near Cordova, Illinois; and Cooper Nuclear Station near Brownsville, Nebraska. The State has annual requirements for all off-site planning, training, and exercise activities. Successfully passing these federally evaluated exercises allows the facilities to maintain operating licenses.
- **State and Local Assistance.** These moneys are administered by the Executive Council and provided to the HSEMD to address costs related to responding to disasters.
- **Radio Communications Platform Lease.** [House File 651](#) (E911 Funding), enacted during the 2015 Legislative Session, states that the HSEMD will pay on a quarterly basis for the lease costs

associated with the ISICS, which interfaces with the Iowa interoperability radio platform. This platform is under the joint purview of the Department of Public Safety (DPS) and the Department of Transportation (DOT). The three departments have been jointly submitting a biannual report to the ISICS Board since July 1, 2016.

Related Statutes and Administrative Rules

Iowa Code chapters [29C](#) and [34A](#)
Iowa Administrative Code [605](#)

Budget Unit Number

5830R400001

1443711

Other Funds Budget Unit Briefs

BUDGET UNIT BRIEF – FY 2025

Fiscal Services Division

July 1, 2024



Ground Floor, State Capitol Building

Des Moines, Iowa 50319

515.281.3566

Office of the Consumer Advocate

Purpose and History

The Office of the Consumer Advocate (OCA) is a separate division of the Attorney General's Office. The OCA was created in 1983 to represent Iowa consumers and the public interest with the goal of maintaining safe, reliable, reasonably priced, and nondiscriminatory utility services for all consumers while informing and educating the public on issues related to utilities. The OCA was transferred to the Attorney General's Office in 1986.

The OCA reviews and investigates regulated services provided to Iowa consumers by gas and electric utilities to ensure services are reliable, adequate, and provided at a reasonable cost. The OCA staff appears before the Iowa Utilities Board regarding applications for new or changed rates, conditions, terms of service, rulemaking proceedings, customer complaints, emissions planning budgets, energy efficiency programs, fuel and resource procurement plans, service territory determinations, and proposals to reorganize regulated utility businesses.

Rates for telecommunications are not regulated by the OCA. However, the OCA reviews tariffs for service standards and represents consumers in rulemaking, complaints, intercarrier disputes, and policy investigations to advance the goal of protecting consumers and ensuring competition in Iowa's telecommunications markets. The OCA is authorized to represent consumers and the public before federal agencies on utility related matters.

Consumer Advisory Panel

The Consumer Advisory Panel was created in 1983 and consists of nine members who represent varied interests from across the State. Five members are appointed by the Attorney General and four members are appointed by the Governor. The panel meets at the request of the Consumer Advocate to consult on public utility issues.

Funding and Billings — Commerce Revolving Fund

The OCA bills for its expenses on behalf of the Iowa Utilities Board. The OCA billings include direct and indirect assessments. An example of a direct assessment is a company currently under rate review being assessed for the costs of the review. Any company required to file an annual report with the Board is billed for OCA's remaining indirect costs. These are costs not directly related to a specific case. Approximately 450 companies are billed for indirect costs; this includes municipal utilities, telephone companies, and rate-regulated entities such as gas and electric companies.

More Information

Office of the Consumer Advocate: iowaattorneygeneral.gov/for-consumers/office-of-consumer-advocate-utilities

Office of the Attorney General: iowaattorneygeneral.gov

LSA Staff Contact: Molly Kilker (515.725.1286) molly.kilker@legis.iowa.gov

The utility industry is usually billed semiannually. The OCA and the Board cannot bill the industry for more than they spend. The financial statements are reviewed and reconciled with actual expenses before the fiscal year closes.

Payments from the utility industry are deposited in the Commerce Revolving Fund. The General Assembly appropriates from the Revolving Fund to the OCA in the Justice System Appropriations Act.

Other States

Forty-one states and the District of Columbia have an OCA. Generally, the remaining states have a nongovernmental entity to provide consumer input before the Utility Board. Most states are funded by assessments on the utility industry. Iowa is a member of the National Association of State Utility Consumer Advocates (NASUCA).

Related Statutes and Administrative Rules

Iowa Code chapter [475A](#)

Iowa Code section [546.12](#)

Iowa Administrative Code [199](#)

Budget Unit Number

1140B070019

1443789

BUDGET UNIT BRIEF – FY 2025

Fiscal Services Division

July 1, 2024



Ground Floor, State Capitol Building

Des Moines, Iowa 50319

515.281.3566

Farm Mediation Services

Purpose

The Attorney General or the Attorney General's designee is required to serve as the farm assistance program coordinator under Iowa Code section [13.13](#). The farm assistance program coordinator must contract with a nonprofit organization in the State to provide farm mediation services as provided in Iowa Code chapters [654A](#), [654B](#), and [654C](#). Since the farm crisis of the 1980s, the Attorney General has contracted with the Iowa Mediation Service (IMS) to provide farm mediation services to the State. Farmers and lenders use IMS mediators to satisfactorily resolve their disputes, with most cases revolving around farm debt.

Funding

From FY 2018 to FY 2022, the Department of Justice received a \$300,000 appropriation annually from the Consumer Education and Litigation Fund for farm mediation services.

Related Statutes and Administrative Rules

Iowa Code chapters [654A](#), [654B](#), and [654C](#)
Iowa Code section [13.13](#)

Budget Unit Number

1120B150088

1443662

More Information

Office of the Attorney General: iowaattorneygeneral.gov
LSA Staff Contact: Molly Kilker (515.725.1286) molly.kilker@legis.iowa.gov

BUDGET UNIT BRIEF – FY 2025

Fiscal Services Division

July 1, 2024



Ground Floor, State Capitol Building

Des Moines, Iowa 50319

515.281.3566

Attorney General — Criminal Prosecutions, Appeals, and State Tort Claims

Purpose and History

Since FY 2018, the Department of Justice has received an appropriation from the Consumer Education and Litigation Fund for salaries, support, maintenance, and miscellaneous purposes for criminal prosecutions, criminal appeals, and performing State tort claim duties pursuant to Iowa Code chapter [669](#).

Funding

In the annual Justice System Appropriations Bill, the Department of Justice receives an appropriation from the Consumer Education and Litigation Fund for these purposes. In FY 2018, this appropriation was \$1.0 million. From FY 2019 to FY 2021, the appropriation was \$1.5 million. Since FY 2022, \$2.0 million has been appropriated annually.

The Consumer Education and Litigation Fund consists of moneys received from State or federal consumer fraud judgments or settlements; civil penalties, costs, or attorney fees; moneys specifically directed to the Fund by judgments or settlements; and moneys that are designated by the judgments or settlements for use by the Attorney General for consumer litigation or education purposes.

Related Statutes and Administrative Rules

Iowa Code chapter [669](#)

Budget Unit Number

11201B10088

1443543

More Information

Office of the Attorney General: iowaattorneygeneral.gov
LSA Staff Contact: Molly Kilker (515.725.1286) molly.kilker@legis.iowa.gov

BUDGET UNIT BRIEF – FY 2025

Fiscal Services Division

July 1, 2024



Ground Floor, State Capitol Building

Des Moines, Iowa 50319

515.281.3566

Consumer Fraud — Public Education and Enforcement

Purpose

The Attorney General is charged with the enforcement of Iowa Code section [714.16](#), the Consumer Fraud Act. The Consumer Education and Litigation Fund is created under Iowa Code section [714.16C](#) under the control of the Attorney General. The Fund may be used for consumer education and investigation and prosecution of consumer fraud, and its use is restricted by law.

Funding

Iowa Code section 714.16C(2) makes a standing limited appropriation of \$1.1 million from the Consumer Education and Litigation Fund to the Office of the Attorney General for public education related to consumer fraud as well as enforcement of Iowa and federal consumer fraud laws. The General Assembly has increased this appropriation to \$1.9 million until the end of FY 2025. In FY 2026, this appropriation will return to the original statutory amount of \$1.1 million, unless otherwise authorized by the General Assembly.

Related Statutes and Administrative Rules

Iowa Code sections [714.16](#) and [714.16C](#)

Budget Unit Number

11208330088

1443590

More Information

Office of the Attorney General: iowaattorneygeneral.gov
LSA Staff Contact: Molly Kilker (515.725.1286) molly.kilker@legis.iowa.gov

BUDGET UNIT BRIEF – FY 2025

Fiscal Services Division

July 1, 2024



Ground Floor, State Capitol Building

Des Moines, Iowa 50319

515.281.3566

Older Iowans Consumer Fraud — Public Education and Investigation

Purpose

The Attorney General is charged with the enforcement of Iowa Code section [714.16](#), the Consumer Fraud Act. The Consumer Education and Litigation Fund is created in Iowa Code section [714.16C](#) under the control of the Attorney General. The Fund is used for consumer education and investigation and prosecution of consumer fraud, and its use is restricted by law.

Funding

Iowa Code section 714.16C(2) makes a \$75,000 standing limited appropriation from the Consumer Education and Litigation Fund to the Office of the Attorney General for investigation, prosecution, and consumer education related to consumer and criminal fraud committed against older Iowans. The General Assembly has increased this appropriation to \$125,000 until the end of FY 2025. In FY 2026, this appropriation will return to the original statutory amount of \$75,000 unless otherwise authorized by the General Assembly.

Related Statutes and Administrative Rules

Iowa Code sections [714.16](#) and [714.16C](#)

Budget Unit Number

11208340088

1443792

More Information

Office of the Attorney General: iowaattorneygeneral.gov
LSA Staff Contact: Molly Kilker (515.725.1286) molly.kilker@legis.iowa.gov

BUDGET UNIT BRIEF – FY 2025

Fiscal Services Division

July 1, 2024



Ground Floor, State Capitol Building

Des Moines, Iowa 50319

515.281.3566

AG — Medication Addiction Treatment Program

History and Purpose

During the 2022 Legislative Session, the General Assembly appropriated moneys from the Opioid Settlement Fund to the Office of the Attorney General for a medication addiction treatment program administered by the University of Iowa Hospitals and Clinics.

The Opioid Settlement Fund consists of moneys paid to the State as a result of a national settlement of litigation with entities concerning claims related to the manufacturing, marketing, selling, distribution, dispensing, or promoting of opioids. Moneys in the Fund may only be appropriated by the General Assembly for the purpose of abating the opioid crisis in the State.

Funding

For FY 2023, [House File 2573](#) (First Responders, Naloxone Fund Act) appropriated \$3.8 million from the Opioid Settlement Fund to the Office of the Attorney General for a medication addiction treatment program administered by the University of Iowa Hospitals and Clinics. Unobligated funds will revert to the Fund on July 1, 2024.

Related Statutes and Administrative Rules

Iowa Code chapters [13](#) and [263](#)
Iowa Administrative Code [61](#)

Budget Unit Number

11202B2011P

1443982

More Information

Office of the Attorney General: iowaattorneygeneral.gov
University of Iowa Hospitals and Clinics: uihc.org
LSA Staff Contact: Molly Kilker (515.725.1286) molly.kilker@legis.iowa.gov

BUDGET UNIT BRIEF – FY 2025

Fiscal Services Division

July 1, 2024



Ground Floor, State Capitol Building

Des Moines, Iowa 50319

515.281.3566

Gaming Enforcement Revolving Fund

Purpose and History

Prior to July 1, 2010, the Department of Public Safety (DPS) billed the gaming industry through the Iowa Racing and Gaming Commission (IRGC) for 100.0% of the fees for regulating gambling activities in Iowa. These fees include direct and indirect support costs such as supplies, equipment, fuel, and costs associated with support personnel. The gaming industry reimbursed regulatory fees to the General Fund on a weekly basis.

The Gaming Enforcement Revolving Fund was created during the 2010 Legislative Session. Since July 1, 2010, receipts from the gaming industry have been deposited in the Gaming Enforcement Revolving Fund rather than the General Fund. The Division of Criminal Investigation (DCI) Special Enforcement Operations Bureau receives funding through an appropriation from the Gaming Enforcement Revolving Fund.

Special Enforcement Operations Bureau

The Special Enforcement Operations Bureau of the DCI is in charge of both criminal investigations and regulatory enforcement of the laws and rules applicable to gambling in Iowa. The gaming industry is required to pay a regulatory fee for the salaries of no more than three special agents for each gambling facility.

Amusement Devices/Social and Charitable Gambling

The Bureau conducts routine inspections and criminal investigations into video lottery devices, amusement devices, and lottery pull-tabs. The Bureau also oversees raffles, carnival games, and bingo. Agents conduct investigations into illegal forms of gaming, including sports bookmaking, high-stakes poker, and cockfighting.

Required Reports

Beginning in 2015, the DCI is required to provide an annual report on January 15. The report details the activities of the previous fiscal year to the IRGC, the chairpersons and ranking members of the Justice System Appropriations Subcommittee, and the Legislative Services Agency (LSA).

More Information

Iowa Department of Public Safety: dps.iowa.gov

Iowa Racing and Gaming Commission: irgc.iowa.gov

LSA Staff Contact: Justus Thompson (515.725.2249) justus.thompson@legis.iowa.gov

Related Statutes and Administrative Rules

Iowa Code sections [80.43](#), [99D.14](#), and [99F.10](#)
Iowa Administrative Code [661](#)

Budget Unit Number

5950R960030

1443680

BUDGET UNIT BRIEF – FY 2025

Fiscal Services Division

July 1, 2024



Ground Floor, State Capitol Building

Des Moines, Iowa 50319

515.281.3566

911 Wireless Surcharge Administration

Purpose and History

The Iowa 911 system consists of 112 public safety answering points (PSAPs) across all 99 counties that are administered by local Joint 911 Service Boards or the Department of Public Safety (DPS). A PSAP is a 24-hour communications facility that receives 911 emergency calls and directly dispatches emergency response services. The 911 Program was created during the 1988 Legislative Session and is currently under the Department of Homeland Security and Emergency Management (HSEMD). The wireline 911 system was first launched in 1988, with the wireless 911 system launching in 1998.

Funding

The Iowa 911 system is funded by a combination of local government expenditures and statewide surcharges on telecommunications services. The 911 wireless surcharge is a \$1 surcharge included on the monthly phone bill of each wireless phone subscriber. The surcharge is collected by telecommunications providers and deposited quarterly into the 911 Emergency Communications Fund. The Fund is managed by the 911 program manager. Expenditures from the Fund must be made in a priority order pursuant to Iowa Code section [34A.7A](#). The first item in the priority order is a yearly appropriation by the General Assembly for 911 wireless surcharge administration. The appropriation is used to do the following:

- Implement, support, and maintain the functions of the director of the HSEMD.
- Implement, support, and maintain the functions of the program manager of the 911 Program.
- Employ the Auditor of State to perform an annual audit of the 911 Emergency Communications Fund.

Related Statutes and Administrative Rules

Iowa Code chapter [34A](#)

Iowa Administrative Code [605—10](#)

Budget Unit Number

5830R430046

1443506

More Information

HSEMD — 911 Program: homelandsecurity.iowa.gov/programs/911-program/
LSA Staff Contact: Justus Thompson (515.725.2249) justus.thompson@legis.iowa.gov