

**ECONOMIC DEVELOPMENT
APPROPRIATIONS SUBCOMMITTEE**

JANUARY 2024



Table of Contents

Analysis of the Governor’s Budget Recommendations

| | Page |
|--|------|
| Subcommittee Members and Staff | 1 |
| Summary of FY 2025 Recommendations | 3 |
| Department of Cultural Affairs (DCA) | 4 |
| Iowa Economic Development Authority (IEDA) | 5 |
| Iowa Finance Authority (IFA) | 8 |
| Iowa Workforce Development (IWD) | 10 |
| Public Employment Relations Board (PERB) | 14 |
| Board of Regents (BOR) | 16 |
| Comparisons to Other States — Gross Domestic Product | 19 |
| Reports Required to Be Filed with the General Assembly | 20 |
| Appendices | |
| A – Appropriations Tracking | 21 |
| General Fund Tracking..... | 22 |
| Other Funds Tracking..... | 24 |
| Full-Time Equivalent (FTE) Positions Tracking | 25 |
| B – Appropriations Activity FY 2023..... | 28 |
| C – Sample of Budget Schedules | 32 |
| D – Report on Federal Grants | 34 |
| E – Fee Project | 45 |
| F – Federal Funds..... | 46 |
| G – Budget Unit Briefs | 72 |



(Blank Page)



Economic Development Subcommittee Members

Analysis of the Governor's Budget Recommendations

SENATE

Mark S. Lofgren, Chairperson
Adrian Dickey, Vice Chairperson
William A. Dotzler Jr., Ranking Member
Kerry Gruenhagen
Herman C. Quirnbach

HOUSE

Martin L. Graber, Chairperson
Charley Thomson, Vice Chairperson
Heather Matson, Ranking Member
Jerome Amos Jr.
Brooke Boden
Austin Harris
Mary L. Madison
J.D. Scholten
Henry Stone

LEGISLATIVE SERVICES AGENCY

Fiscal Services Division

Evan Johnson (515.281.6301)
evan.johnson@legis.iowa.gov

Legal Services Division

Kathleen O'Connor (515.281.6329)
kate.oconnor@legis.iowa.gov

State of Iowa
90th General Assembly
Joint Economic Development Appropriations Subcommittee

As Of: 01/11/2024

Page 1



Chair
Representative
Grabers, Martin L.



Chair
Senator
Lofgren, Mark S.



Vice Chair
Senator
Dickey, Adrian



Vice Chair
Representative
Thomson, Charley



Ranking Member
Senator
Dotzler, William A.



Ranking Member
Representative
Matson, Heather



Representative
Amos, Jerome



Representative
Boden, Brooke



Senator
Gruenhagen, Kerry



Representative
Harris, Austin



Representative
Madison, Mary Lee



Senator
Quirnbach, Herman
C.

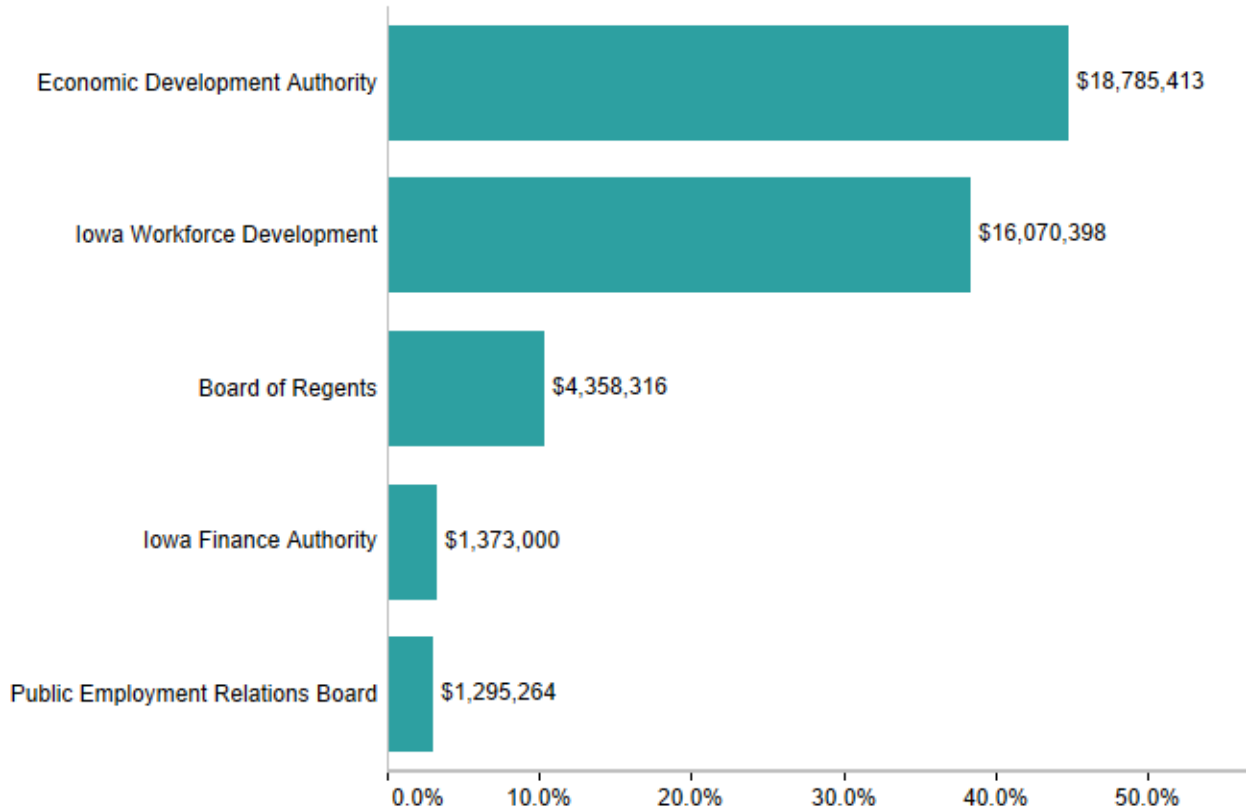


Representative
Scholten, J.D.

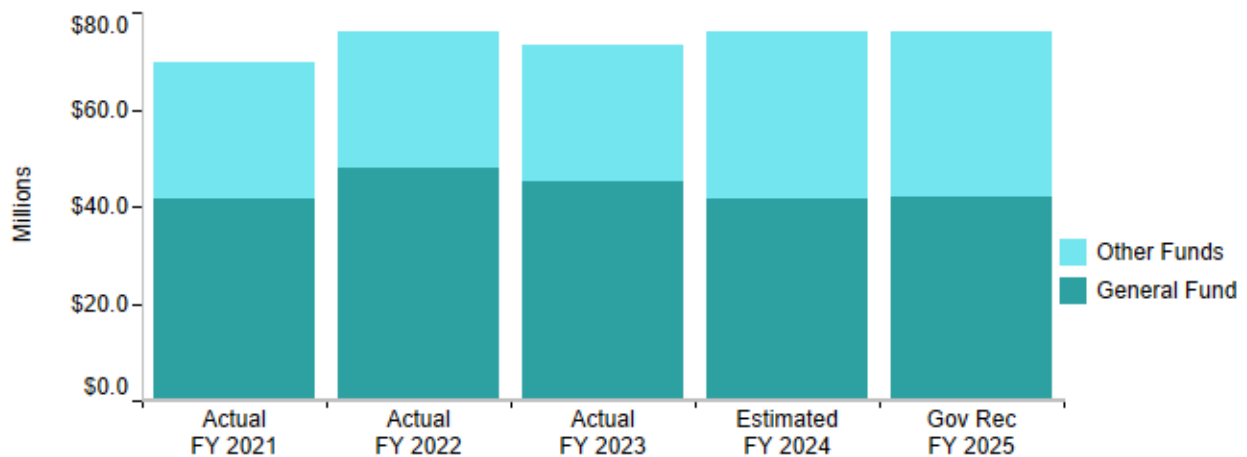


Representative
Stone, Henry

**FY 2025 General Fund Governor's Recommendations
 Total: \$41,882,391**



**Funding History by Appropriations Subcommittee —
 Economic Development**



DEPARTMENT OF CULTURAL AFFAIRS

Department of Cultural Affairs Alignment — Due to [Senate File 514](#) (State Government Alignment Act), the Department of Cultural Affairs was eliminated and its divisions, programs, and activities were transferred to other departments.

General Fund Recommendations

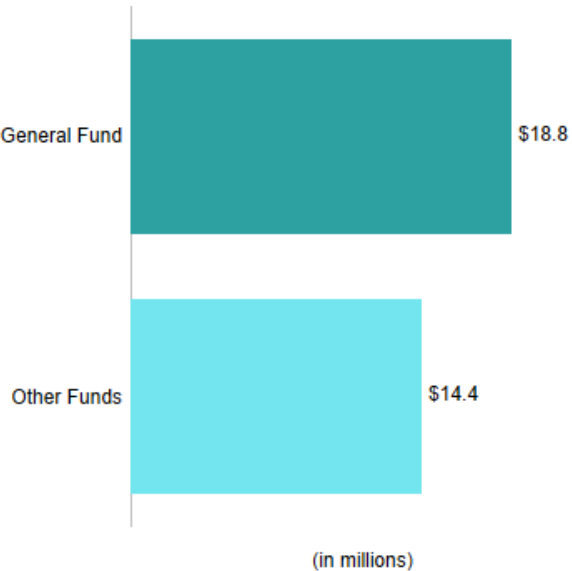
| | Actual FY 2023 <u>(1)</u> | Estimated FY 2024 <u>(2)</u> | Gov Rec FY 2025 <u>(3)</u> | Gov Rec vs Est FY 2024 <u>(4)</u> |
|---|---------------------------------|------------------------------------|----------------------------------|---|
| <u>Cultural Affairs, Department of</u> | | | | |
| Cultural Affairs, Dept. of | | | | |
| Administration Division | \$ 168,637 | \$ 0 | \$ 0 | \$ 0 |
| Community Cultural Grants | 172,090 | 0 | 0 | 0 |
| Historical Division | 3,142,351 | 0 | 0 | 0 |
| Historic Sites | 426,398 | 0 | 0 | 0 |
| Arts Division | 1,317,188 | 0 | 0 | 0 |
| Great Places | 150,000 | 0 | 0 | 0 |
| Cultural Trust Grants | 150,000 | 0 | 0 | 0 |
| County Endowment Funding - DCA Grants | 448,403 | 0 | 0 | 0 |
| Total Cultural Affairs, Department of | \$ 5,975,067 | \$ 0 | \$ 0 | \$ 0 |

IOWA ECONOMIC DEVELOPMENT AUTHORITY

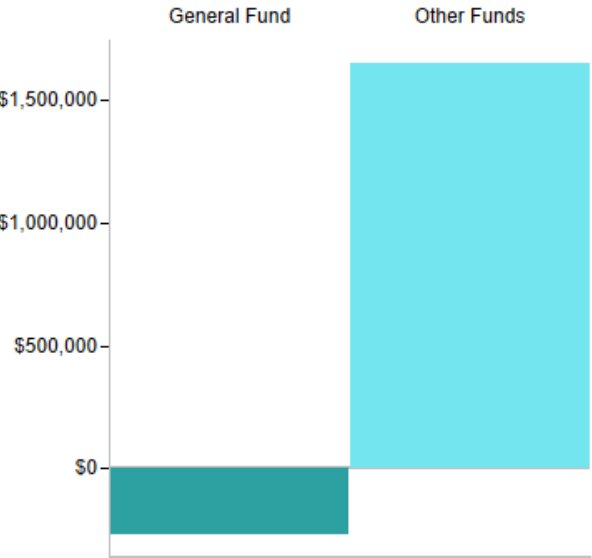
Overview and Funding History

Agency Overview: The [Iowa Economic Development Authority \(IEDA\)](#) is responsible for fostering the economic vitality of the State by working in focused partnerships with businesses, entrepreneurs, communities, and educational entities. The IEDA's primary responsibilities are in the areas of finance, marketing, local government and service coordination, exporting, tourism, culture, job training and entrepreneurial assistance, and small business.

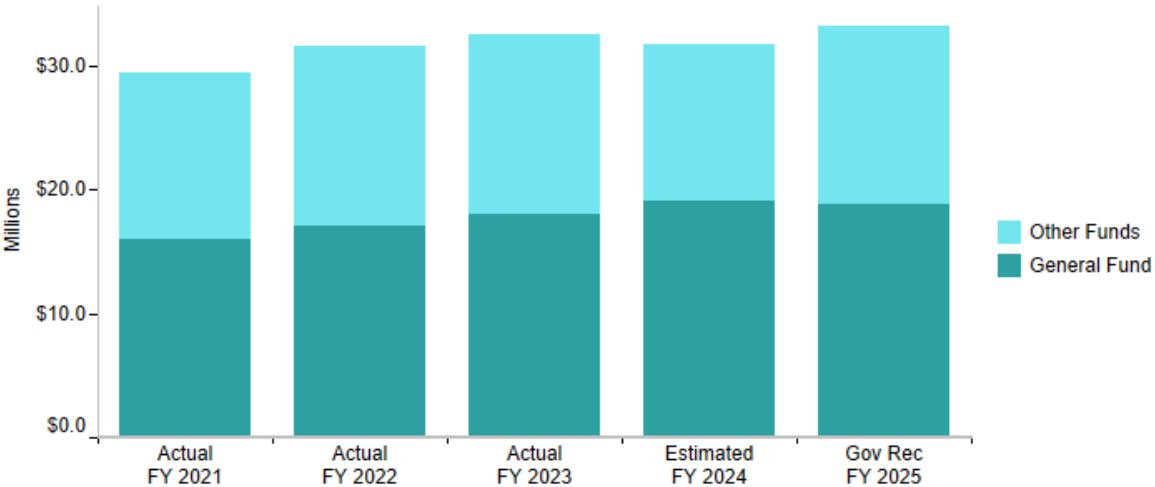
**FY 2025 Governor's Recommendations
Total: \$33,202,088**



**Governor's Recommendations
Compared to FY 2024**



Funding History



General Fund Recommendations

| | Actual FY 2023 <u>(1)</u> | Estimated FY 2024 <u>(2)</u> | Gov Rec FY 2025 <u>(3)</u> | Gov Rec vs Est FY 2024 <u>(4)</u> |
|--|---------------------------------|------------------------------------|----------------------------------|---|
| <u>Economic Development Authority</u> | | | | |
| Economic Development Authority | | | | |
| Economic Development Appropriation | \$ 13,318,553 | \$ 12,807,359 | \$ 12,921,510 | \$ 114,151 |
| World Food Prize | 375,000 | 500,000 | 750,000 | 250,000 |
| Iowa Comm. Volunteer Ser. | 168,201 | 0 | 0 | 0 |
| Councils of Governments (COGs) Assistance | 250,000 | 250,000 | 250,000 | 0 |
| Future Ready Reg. Apprenticeship Prog. | 760,000 | 0 | 0 | 0 |
| Butchery Innovation & Revitalization | 633,325 | 633,325 | 0 | -633,325 |
| Community Advertising and Strategic Plan | 1,100,000 | 1,100,000 | 1,100,000 | 0 |
| Tourism Marketing - Adjusted Gross Receipts | 1,443,700 | 1,443,700 | 1,443,700 | 0 |
| Operational Support Grants | 0 | 448,403 | 448,403 | 0 |
| Cultural Trust Grants | 0 | 150,000 | 150,000 | 0 |
| Iowa Arts Council | 0 | 1,400,000 | 1,400,000 | 0 |
| Community Cultural Grants | 0 | 172,090 | 172,090 | 0 |
| Great Places | 0 | 149,710 | 149,710 | 0 |
| Total Economic Development Authority | \$ 18,048,779 | \$ 19,054,587 | \$ 18,785,413 | \$ -269,174 |

Governor’s Recommendations FY 2025

Economic Development Appropriation **\$114,151**

An increase of \$114,151 for increased operational expenses.

World Food Prize **\$250,000**

An increase of \$250,000 to support the World Food Prize.

Butchery Innovation and Revitalization **\$-633,325**

A decrease of \$633,325 eliminating the appropriation and ending the Program.

Other Fund Recommendations

| | Actual FY 2023 <u>(1)</u> | Estimated FY 2024 <u>(2)</u> | Gov Rec FY 2025 <u>(3)</u> | Gov Rec vs Est FY 2024 <u>(4)</u> |
|--|---------------------------------|------------------------------------|----------------------------------|---|
| Economic Development Authority | | | | |
| Economic Development Authority | | | | |
| STEM Internships - SWJCF | \$ 633,325 | \$ 0 | \$ 0 | \$ 0 |
| STEM Best - SWJCF | 700,000 | 0 | 0 | 0 |
| Butchery Innovation and Revitalization - SWJCF | 366,675 | 366,675 | 0 | -366,675 |
| Empower Rural Iowa Program - SWJCF | 700,000 | 700,000 | 700,000 | 0 |
| High Quality Jobs Program - SWJCF | 11,700,000 | 11,700,000 | 11,700,000 | 0 |
| Future Ready Iowa Mentor Prog - SWJCF | 400,000 | 0 | 0 | 0 |
| Manufacturing 4.0 - SWJCF | <u>0</u> | <u>0</u> | <u>2,016,675</u> | <u>2,016,675</u> |
| Total Economic Development Authority | \$ 14,500,000 | \$ 12,766,675 | \$ 14,416,675 | \$ 1,650,000 |

Governor’s Recommendations FY 2025

Butchery Innovation and Revitalization — SWJCF \$-366,675

A decrease of \$366,675 eliminating the appropriation and ending the Program.

Manufacturing 4.0 — SWJCF \$2,016,675

An increase of \$2,016,675 for grants to assist small- and mid-sized companies with the adoption and integration of smart technologies into existing operations. Applicants to the Butchery Innovation and Revitalization Program would be eligible for the [Manufacturing 4.0 Program](#).

Discussion Items

State Government Alignment — [Senate File 514](#) (State Government Alignment Act) transferred various programs from the DCA to the IEDA, including the Iowa Arts Council, the Iowa Great Places Program, Community Cultural Grants, Cultural Trust Grants, and Operational Support Grants.

Destination Iowa — 2023 Iowa Acts, [Senate File 577](#) (FY 2024 Infrastructure Appropriations Act), appropriated \$6,500,000 from the Rebuild Iowa Infrastructure Fund (RIIF) to the Destination Iowa Fund. The Program previously received \$115,000,000 in federal funds through the [American Rescue Plan Act of 2021](#) (ARPA). The Program provides grants to projects that increase tourism, develop and enhance recreational opportunities, or contribute to quality of life in rural communities. The Subcommittee may wish to receive an update about the status of the Program.

Grow Iowa Values Fund — At the beginning of FY 2024, \$1,392,960 in cash remained in the Grow Iowa Values Fund (GIVF). The funding was repealed in 2011 Iowa Acts, chapter [133](#) (FY 2012 Infrastructure Appropriations Act). The Subcommittee may wish to hear about any planned initiatives funded through the GIVF and receive a financial update on the GIVF.

Energy Infrastructure Revolving Loan Program — 2021 Iowa Acts, chapter [177](#) (Taxation and Other Provisions Act), created the Energy Infrastructure Revolving Loan Program (EIRLP) to be administered by the IEDA. The Subcommittee may wish to hear from the IEDA regarding the EIRLP, which provides low-interest loans for energy infrastructure projects that facilitate electricity or gas generation, transmission, storage, or distribution. There was \$15,538,704 in available funds at the beginning of FY 2024.

Employer Child Care Tax Credit — In FY 2023, the General Assembly created the \$2,000,000 Employer Child Care Tax Credit and required the Department of Revenue, in consultation with the IEDA, to adopt administrative rules to administer the Credit. The Credit applies to tax years beginning on or after January 1, 2023. The first claims are expected to be made in FY 2024.

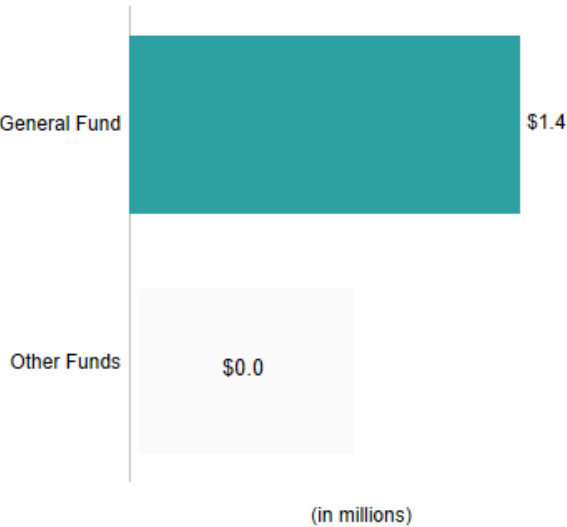
Federal Funds Related to COVID-19 — For additional information on the funds the State received as a result of the federal COVID-19 legislation, please see the **Federal Funds** section of this document.

IOWA FINANCE AUTHORITY

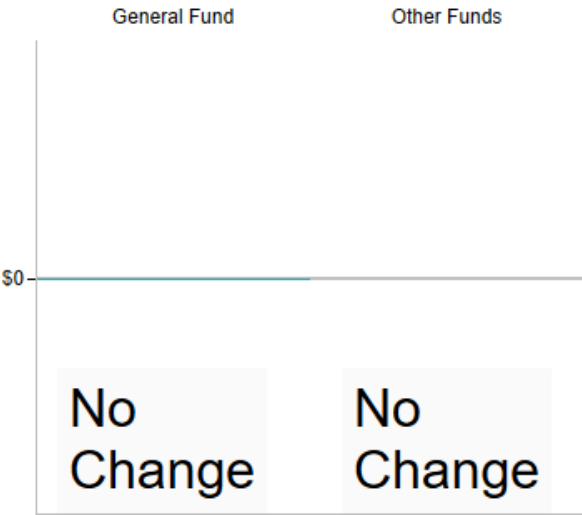
Overview and Funding History

Agency Overview: The [Iowa Finance Authority's \(IFA's\)](#) mission is to finance, administer, advance, and preserve affordable housing and to promote community and economic development for Iowans. The Authority receives no General Fund appropriation for operating expenses and does not have the ability to tax. The major funding sources for the Authority are bond proceeds, title guaranty fees, application fees, and interest earnings.

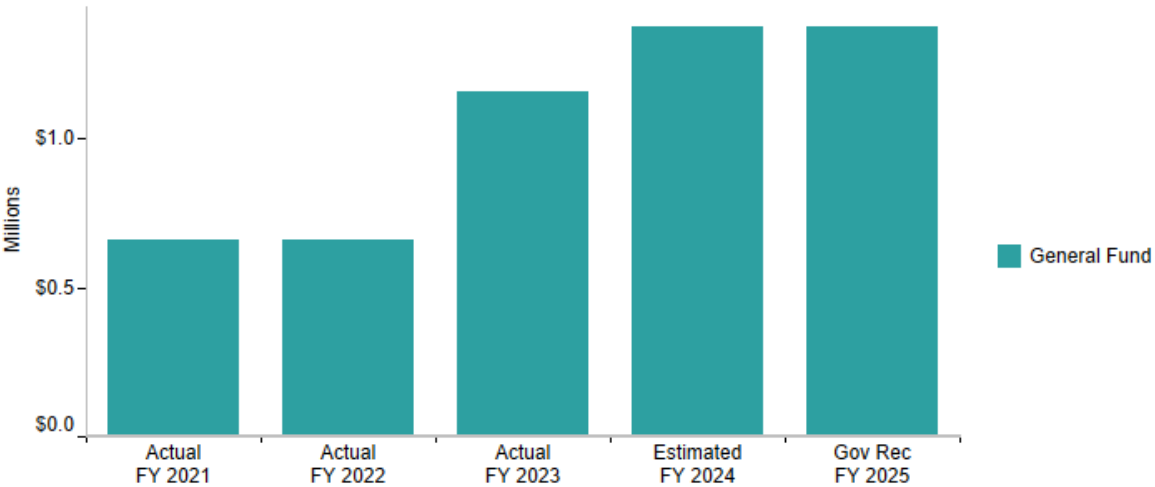
**FY 2025 Governor's Recommendations
Total: \$1,373,000**



**Governor's Recommendations
Compared to FY 2024**



Funding History



General Fund Recommendations

| | Actual FY 2023 <u>(1)</u> | Estimated FY 2024 <u>(2)</u> | Gov Rec FY 2025 <u>(3)</u> | Gov Rec vs Est FY 2024 <u>(4)</u> |
|-------------------------------------|---------------------------------|------------------------------------|----------------------------------|---|
| Iowa Finance Authority | | | | |
| Iowa Finance Authority | | | | |
| Rent Subsidy Program | \$ 658,000 | \$ 873,000 | \$ 873,000 | \$ 0 |
| Housing Renewal Pilot Program | 500,000 | 500,000 | 500,000 | 0 |
| Total Iowa Finance Authority | \$ 1,158,000 | \$ 1,373,000 | \$ 1,373,000 | \$ 0 |

Discussion Items

Rent Subsidy Program — 2023 Iowa Acts, [Senate File 559](#) (FY 2024 Economic Development Appropriations Act), increased the FY 2024 General Fund appropriation for the Home- and Community-Based Services (HCBS) Rent Subsidy Program by \$215,000 to meet Program demand. The Program provides rent assistance to individuals on a Medicaid HCBS waiver. The Subcommittee may wish to receive an update from the IFA about demand for the Program.

Housing Renewal Pilot Program — 2022 Iowa Acts, [House File 2564](#) (FY 2023 Economic Development Appropriations Act), created a new General Fund appropriation of \$500,000 to the IFA. The purpose of the Program is to help acquire and redevelop foreclosed properties that might otherwise become sources of abandonment and blight within their communities. A report on the impact of the Program is due to the General Assembly by December 31, 2024, and the Program is set to be repealed July 1, 2025. The Subcommittee may wish to receive an update from the IFA about the Program.

Federal Funds Related to COVID-19 — For additional information on the funds the State received as a result of the federal COVID-19 legislation, please see the **Federal Funds** section of this document.

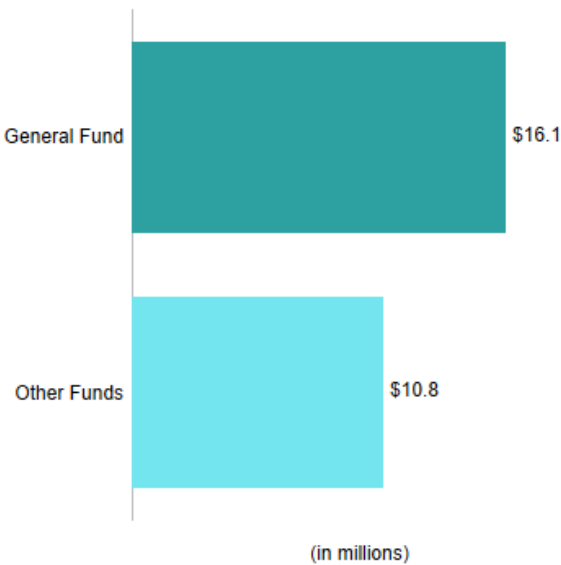
IOWA WORKFORCE DEVELOPMENT

Overview and Funding History

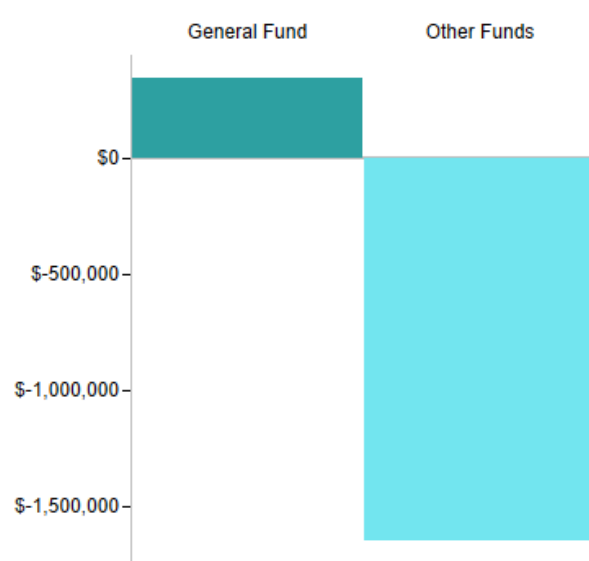
Agency Overview: [Iowa Workforce Development \(IWD\)](#) strives to improve the income, productivity, and safety of all Iowans. In conjunction with State and local economic development efforts, IWD also assists businesses in fulfilling workforce needs. IWD’s major services, products, and activities include:

- Workforce center services
- Business engagement
- Unemployment insurance
- Workforce information and analysis
- Vocational rehabilitation
- Resource management

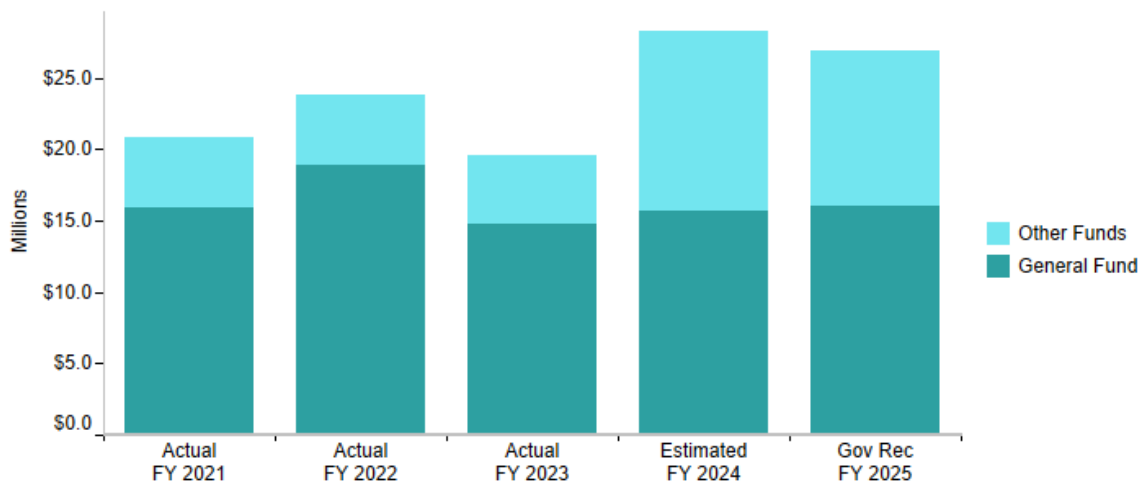
**FY 2025 Governor's Recommendations
Total: \$26,919,807**



**Governor's Recommendations
Compared to FY 2024**



Funding History



General Fund Recommendations

| | Actual FY 2023 <u>(1)</u> | Estimated FY 2024 <u>(2)</u> | Gov Rec FY 2025 <u>(3)</u> | Gov Rec vs Est FY 2024 <u>(4)</u> |
|---|---------------------------------|------------------------------------|----------------------------------|---|
| Workforce Development, Department of | | | | |
| IWD - Vocational Rehabilitation Services | | | | |
| Vocational Rehabilitation | \$ 0 | \$ 6,106,732 | \$ 6,226,739 | \$ 120,007 |
| Independent Living | 0 | 84,804 | 84,804 | 0 |
| Entrepreneurs with Disabilities Program | 0 | 138,506 | 138,506 | 0 |
| Independent Living Center Grant | 0 | 86,547 | 86,547 | 0 |
| IWD - Vocational Rehabilitation Services | \$ 0 | \$ 6,416,589 | \$ 6,536,596 | \$ 120,007 |
| Iowa Workforce Development | | | | |
| Labor Services Division | \$ 3,491,252 | \$ 0 | \$ 0 | \$ 0 |
| Workers' Compensation Division | 3,321,044 | 0 | 0 | 0 |
| Operations - Field Offices | 6,675,650 | 6,675,650 | 6,902,636 | 226,986 |
| Offender Reentry Program | 387,158 | 387,158 | 387,158 | 0 |
| I/3 State Accounting System | 228,822 | 228,822 | 228,822 | 0 |
| Future Ready Summer Youth Intern Program | 250,000 | 250,000 | 250,000 | 0 |
| Employee Misclassification Program | 379,631 | 379,631 | 379,631 | 0 |
| Adult Education and Literacy Programs | 0 | 500,000 | 500,000 | 0 |
| Workplace Injury and Safety Surveys | 0 | 125,555 | 125,555 | 0 |
| Future Ready Reg. Apprenticeship Prog. | 0 | 760,000 | 760,000 | 0 |
| Iowa Workforce Development | \$ 14,733,557 | \$ 9,306,816 | \$ 9,533,802 | \$ 226,986 |
| Total Workforce Development, Department of | \$ 14,733,557 | \$ 15,723,405 | \$ 16,070,398 | \$ 346,993 |

Governor's Recommendation FY 2025

Vocational Rehabilitation **\$120,007**

An increase of \$120,007 for increased operational expenses.

Operations — Field Offices **\$226,986**

An increase of \$226,986 for increased operational expenses.

Other Fund Recommendations

| | Actual FY 2023 (1) | Estimated FY 2024 (2) | Gov Rec FY 2025 (3) | Gov Rec vs Est FY 2024 (4) |
|---|--------------------------|-----------------------------|---------------------------|----------------------------------|
| Workforce Development, Department of | | | | |
| Iowa Workforce Development | | | | |
| Field Offices - Spec Cont Fund | \$ 2,416,084 | \$ 2,416,084 | \$ 2,416,084 | \$ 0 |
| Field Offices - UI Reserve Interest | 2,200,000 | 2,200,000 | 2,200,000 | 0 |
| AMOS Mid-Iowa Organizing Strategy - SWJCF | 100,000 | 100,000 | 100,000 | 0 |
| Future Ready Iowa Coordinator - SWJCF | 150,000 | 150,000 | 0 | -150,000 |
| Work-Based Learning Intermed Net - SWJCF | 0 | 1,500,000 | 0 | -1,500,000 |
| Adult Ed and Literacy for the Workforce - SWJCF | 0 | 5,500,000 | 5,500,000 | 0 |
| STEM Internships - SWJCF | 0 | 633,325 | 633,325 | 0 |
| Total Workforce Development, Department of | \$ 4,866,084 | \$ 12,499,409 | \$ 10,849,409 | \$ -1,650,000 |

Governor’s Recommendation FY 2025

Future Ready Iowa Coordinator — SWJCF \$-150,000

A decrease of \$150,000 eliminating the appropriation for the Future Ready Iowa Coordinator.

Work-Based Learning Intermediary Network — SWJCF \$-1,500,000

A decrease of \$1,500,000 eliminating the appropriation for the Network.

Discussion Items

State Government Alignment — [Senate File 514](#) (State Government Alignment Act) transferred various programs to and from IWD. The Labor Services Division and Workers’ Compensation Division were transferred from IWD to the Department of Inspections, Appeals, and Licensing. Vocational Rehabilitation, Independent Living, the Independent Living Center Grant, the Entrepreneurs with Disabilities Program, Adult Education and Literacy Programs, Adult Literacy for the Workforce, and the Work-Based Learning Intermediary Network were transferred from the Department of Education to IWD. The Future Ready Iowa Registered Apprenticeship Program and Science, Technology, Engineering, and Math (STEM) Internships were transferred from IEDA to IWD. The Subcommittee may wish to receive an update about the status of these programs.

Special Employment Security Contingency Fund — The Subcommittee may wish to hear from IWD about the funds available from the Special Employment Security Contingency Fund. An estimated \$3,100,000 will remain unencumbered in FY 2024 (this does not include \$2,200,000 for cash flow purposes). The appropriation for field offices in FY 2024 is \$2,400,000. Revenues available for field offices have decreased from \$4,100,000 in FY 2015 to an estimated \$2,600,000 in FY 2024. Agency expenditures have been as high as \$3,400,000 in FY 2017 and are estimated to be \$600,000 for FY 2024. The balance in the Fund was \$11,400,000 in FY 2016 and is estimated to be \$3,100,000 at the end of FY 2024 (excluding the cash flow moneys).

Unemployment Compensation Reserve Fund Interest — The Subcommittee may wish to request an update regarding the funds available from Unemployment Compensation Reserve Fund interest. The FY 2024 appropriation is \$2,200,000. IWD estimates interest from the Unemployment Compensation Reserve Fund will be \$6,800,000 in FY 2024. Interest rates increased from 0.18% annualized for January 2022 to 4.87% annualized for October 2023. The estimated Reserve Fund interest balance at the end of FY 2024 is \$10,600,000.

Unemployment Insurance Systems Modernization and Reed Act Funding — IWD has been authorized to use up to \$44,600,000 from the federal [Assistance for Unemployed Workers and Struggling Families Act \(Reed Act\)](#) for one-time funding for the modernization of unemployment insurance systems and for the acquisition of programming, software, and equipment required to provide an administrative system for the Iowa Unemployment Insurance Program. The Subcommittee may wish to request an

update from IWD about the status of this project. Previous Reed Act appropriations include \$4,800,000 in FY 2016, \$597,000 in FY 2017, and \$39,200,000 in FY 2018. As of December 4, 2023, IWD has expended \$18,270,690 and has an unspent balance of \$26,351,310. There is \$26,192,307 of available Reed Act funding that has yet to be appropriated.

Iowa's Unemployment Compensation Trust Fund — The Unemployment Compensation Trust Fund, or Unemployment Insurance Trust Fund, is administered by the U.S. Department of Labor in cooperation with IWD to help Iowans deal with periods of economic insecurity. State Unemployment Insurance laws are codified in Iowa Code chapter [96](#). The Fund is replenished through insurance taxes paid by Iowa employers based on a formula that includes an employer's five-year average annual benefit payment and the employer's five-year average annual taxable payroll. According to IWD data, \$260,476,759 was provided in regular unemployment insurance benefits in CY 2023, which is a slight increase from the \$253,914,156 provided in CY 2022. According to federal Department of Labor data, as of January 1, 2024, the balance in the Unemployment Insurance Trust Fund was \$1,804,549,557. The Subcommittee may request information from the IWD about the Department's efforts to provide unemployment insurance services to Iowans.

Vocational Rehabilitation Federal Funding — Federal funds match the General Fund appropriation for Vocational Rehabilitation Services (21.3% State to 78.7% federal). Available federal funds increase each year at the rate of inflation and are allotted to states by formula. State funds are subject to a maintenance of effort requirement. The Subcommittee may wish to request an update regarding the potential of additional federal matching funds.

Workforce Opportunity Fund — The Workforce Opportunity Fund is designed to sustain work-based learning programs, such as the Health Careers and Paraeducator Registered Apprenticeship programs, that were previously created with federal Coronavirus funds. The Fund will receive \$30,000,000 in existing funds. The Subcommittee may wish to request information about the Fund.

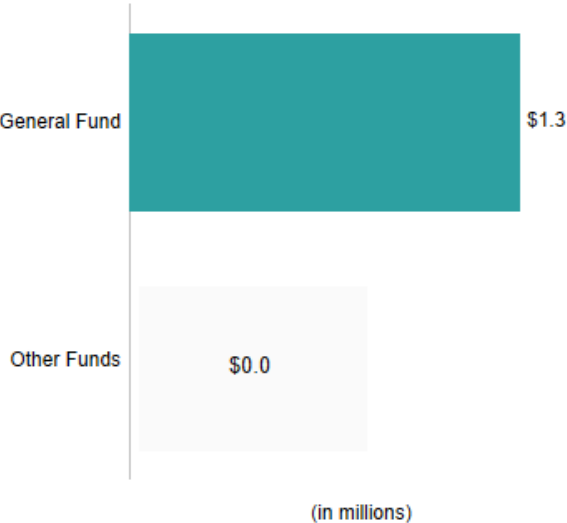
Federal Funds Related to COVID-19 — For additional information on the funds the State received as a result of the federal COVID-19 legislation, please see the **Federal Funds** section of this document.

PUBLIC EMPLOYMENT RELATIONS BOARD

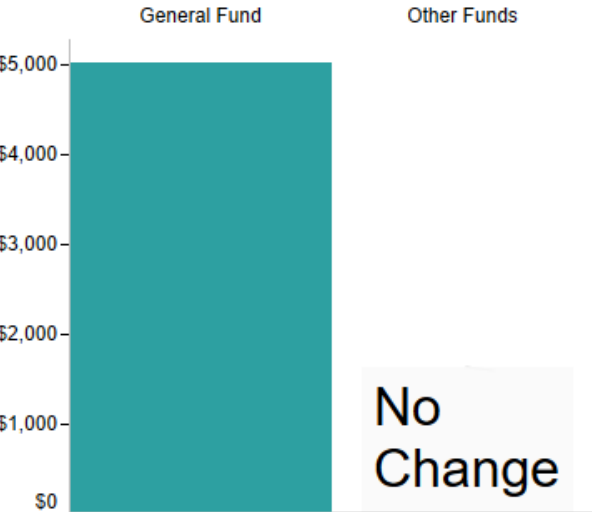
Overview and Funding History

Agency Overview: The Iowa [Public Employment Relations Board \(PERB\)](#) is responsible for implementing the provisions of the [State Public Employment Relations Act](#) and for adjudicating and conciliating labor and management disputes involving public employers and employee organizations throughout the State.

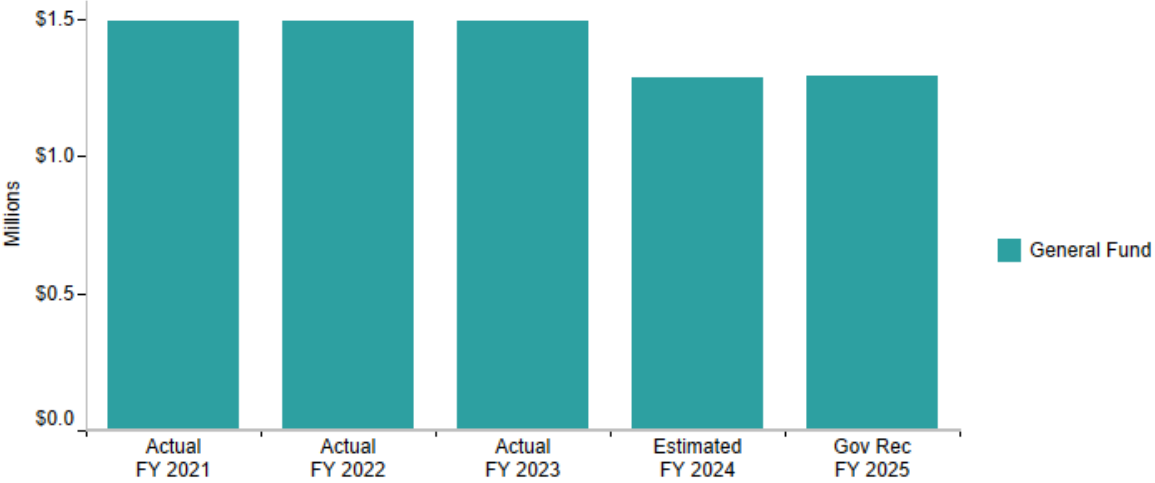
**FY 2025 Governor's Recommendations
Total: \$1,295,264**



**Governor's Recommendations
Compared to FY 2024**



Funding History



General Fund Recommendations

| | Actual FY 2023 <u>(1)</u> | Estimated FY 2024 <u>(2)</u> | Gov Rec FY 2025 <u>(3)</u> | Gov Rec vs Est FY 2024 <u>(4)</u> |
|--|---------------------------------|------------------------------------|----------------------------------|---|
| Public Employment Relations Board | | | | |
| Public Employment Relations General Office | \$ 1,492,452 | \$ 1,290,230 | \$ 1,295,264 | \$ 5,034 |
| Total Public Employment Relations Board | \$ 1,492,452 | \$ 1,290,230 | \$ 1,295,264 | \$ 5,034 |

Governor’s Recommendations FY 2025

General Office **\$5,034**

An increase of \$5,034 for increased operational expenses.

Discussion Items

General Office Budget — The Subcommittee may wish to request information from the PERB regarding its workload and General Office appropriation. The General Office appropriation decreased by \$202,222 in FY 2024 compared to FY 2023 as a result of the PERB Board transitioning from full-time to part-time.

Federal Funds Related to COVID-19 — For additional information on the funds the State received as a result of the federal COVID-19 legislation, please see the **Federal Funds** section of this document.

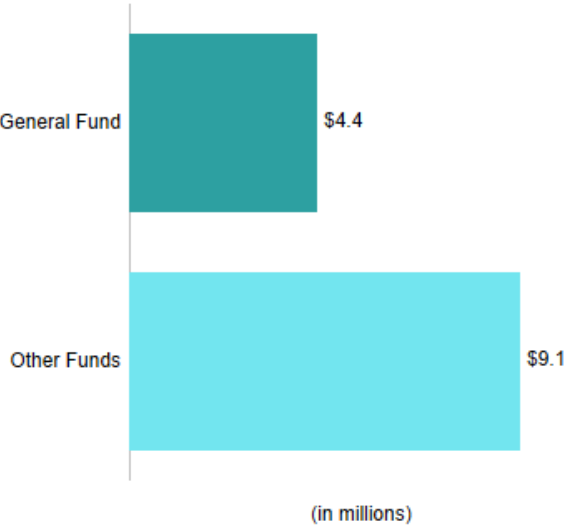
BOARD OF REGENTS

Overview and Funding History

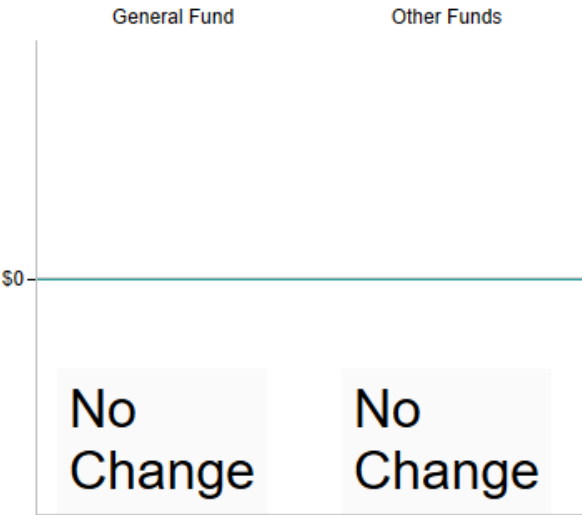
Agency Overview: The Economic Development Appropriations Subcommittee appropriates funds to the [Board of Regents](#) universities for the following purposes:

- The Regents Innovation Fund appropriation is allocated to the three Regents institutions for capacity-building infrastructure in areas related to technology commercialization; marketing and business development efforts related to technology commercialization, entrepreneurship, and business growth; and infrastructure projects and programs needed to assist in implementation of activities under Iowa Code chapter [262B](#) (Commercialization of Research). Refer to the **Budget Unit Brief [Regents Innovation Fund](#)** for more information.
- The University of Iowa (UI) Economic Development appropriation includes the UI Pharmaceuticals Program, the UI Research Park, and the Technology Innovation Center. Refer to the **Budget Unit Brief [University of Iowa — Economic Development](#)** for more information.
- The UI Entrepreneur and Economic Growth appropriation is to be used to expand public/private partnerships and programming through the Pappajohn Entrepreneurial Center. Refer to the **Budget Unit Brief [University of Iowa — Entrepreneur and Economic Growth](#)** for more information.
- The Iowa State University (ISU) Economic Development appropriation includes the Institute for Physical Research and Technology, the Small Business Development Centers, and the ISU Research Park. Refer to the **Budget Unit Brief [Iowa State University — Economic Development](#)** for more information.
- The University of Northern Iowa (UNI) Economic Development appropriation includes the Institute for Decision Making (IDM), the Metal Casting Center, Advance Iowa, the Family Business Center, and the MyEntreNet Program. Refer to the **Budget Unit Brief [University of Northern Iowa — Economic Development](#)** for more information.

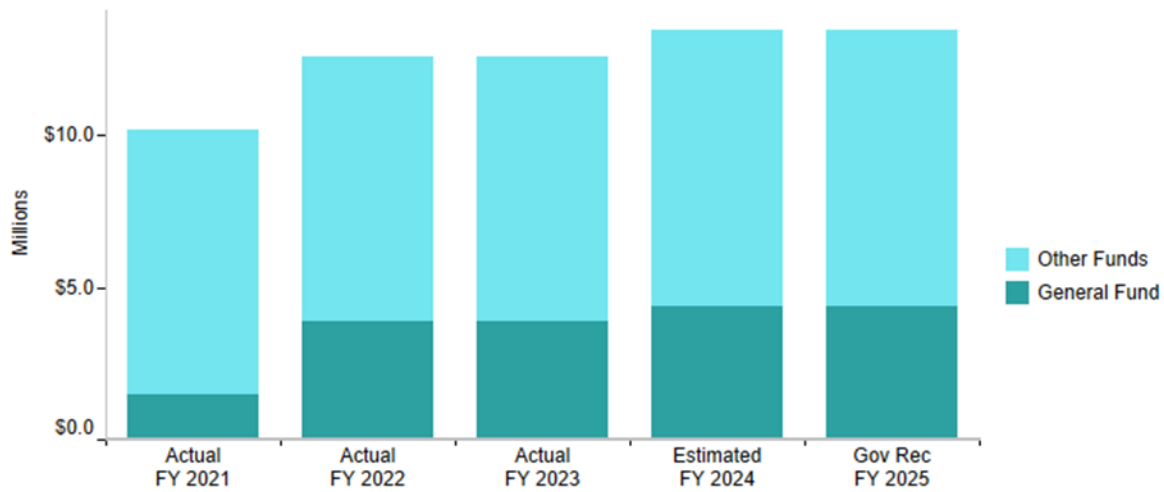
FY 2025 Governor's Recommendations
Total: \$13,458,316



Governor's Recommendations Compared to FY 2024



Funding History



General Fund Recommendations

| | Actual FY 2023 (1) | Estimated FY 2024 (2) | Gov Rec FY 2025 (3) | Gov Rec vs Est FY 2024 (4) |
|---|--------------------------|-----------------------------|---------------------------|----------------------------------|
| Regents, Board of | | | | |
| Regents, Board of | | | | |
| ISU - Biosciences Innovation Ecosystem - GF | \$ 2,623,481 | \$ 2,963,995 | \$ 2,963,995 | \$ 0 |
| UI - Biosciences Innovation Ecosystem - GF | 874,494 | 1,000,000 | 1,000,000 | 0 |
| UNI - Additive Manufacturing - GF | 394,321 | 394,321 | 394,321 | 0 |
| Total Regents, Board of | \$ 3,892,296 | \$ 4,358,316 | \$ 4,358,316 | \$ 0 |

Other Fund Recommendations

| | Actual FY 2023 (1) | Estimated FY 2024 (2) | Gov Rec FY 2025 (3) | Gov Rec vs Est FY 2024 (4) |
|---|--------------------------|-----------------------------|---------------------------|----------------------------------|
| Regents, Board of | | | | |
| Regents, Board of | | | | |
| Regents Innovation Fund - SWJCF | \$ 3,000,000 | \$ 3,000,000 | \$ 3,000,000 | \$ 0 |
| ISU - Economic Development - SWJCF | 2,424,302 | 2,424,302 | 2,424,302 | 0 |
| UI - Economic Development - SWJCF | 209,279 | 209,279 | 209,279 | 0 |
| UI - Entrepreneur and Econ Growth - SWJCF | 2,000,000 | 2,000,000 | 2,000,000 | 0 |
| UNI - Economic Development - SWJCF | 1,066,419 | 1,466,419 | 1,466,419 | 0 |
| Total Regents, Board of | \$ 8,700,000 | \$ 9,100,000 | \$ 9,100,000 | \$ 0 |

Discussion Items

Economic Development, Commercialization of Research, and Technology Transfer — The Subcommittee may wish to receive an update from the Board of Regents regarding collaboration between the universities and businesses and how these efforts bring private and federal resources into Iowa. According to the Board of Regents, licensed technology has increased revenue to Iowa companies by \$53,800,000 from FY 2019 to FY 2023, while the three universities were awarded \$687,800,000 from competitive federal grants and awards in FY 2023.

UNI Manufacturing 4.0 — UNI's Institute for Decision Making (IDM) and Additive Manufacturing Center (AMC) are in partnership with the IEDA to advance Manufacturing 4.0 initiatives and economic development training across Iowa. The Subcommittee may wish to request an update from UNI about the partnership and its goals.

Federal Funds Related to COVID-19 — For additional information on the funds the State received as a result of the federal COVID-19 legislation, please see the **Federal Funds** section of this document.

Comparisons to Other States — Gross Domestic Product

Data gathered by the [Bureau of Economic Analysis \(BEA\)](#) represents the Gross Domestic Product (GDP) by state. The GDP is the value added to goods and services by economic activity. It is equivalent to a state's gross output (sales or receipts and other operating income, commodity taxes, and inventory change) minus input (consumption of goods and services purchased from other U.S. industries or imported). This measure uses chained 2017 dollars to account for inflation.

When evaluated on a per capita basis, Iowa ranked 20th in the nation, with a per capita GDP of \$61,817, in calendar year 2022. The state with the highest per capita GDP was New York (\$89,623), followed by Massachusetts (\$86,560) and Washington (\$82,348). The three lowest states were Mississippi (\$38,827), West Virginia (\$43,109), and Arkansas (\$45,099).

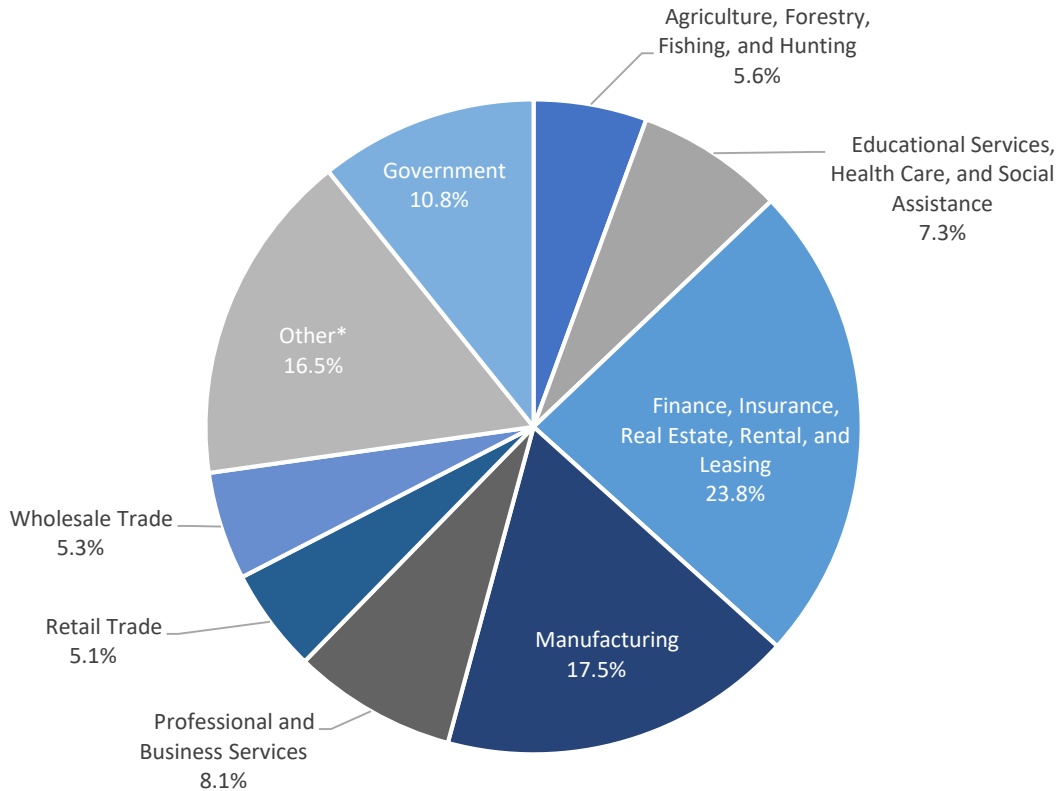
Since 2017, Iowa's GDP has grown by 5.73%, the 36th largest increase among all states. The state with the largest increase was Idaho (25.71%), followed by Utah (24.31%) and Washington (21.62%). The states that had the slowest growth were Alaska (-6.04%), Louisiana (-3.57%), and North Dakota (-3.06%).

The chart on the following page displays Iowa's GDP by North American Industry Classification System (NAICS) sector. The largest two sectors of Iowa's GDP are Finance, Insurance, Real Estate, Rental, and Leasing (23.80%) and Manufacturing (17.50%).

The fastest-growing sectors in Iowa since 2017 are Professional and Business Services (32.40%) and Agriculture, Forestry, Fishing, and Hunting (29.90%). The sectors with the slowest growth since 2017 are Wholesale Trade (-5.90%) and Retail Trade (-2.80%).

For additional comparisons, refer to the [Bureau of Economic Analysis](#).

Iowa's GDP by Industry CY 2022 (\$197.846 billion Chained 2017 Dollars)



*Other includes:

- Mining
- Utilities
- Construction
- Transportation and Warehousing
- Information
- Arts, Entertainment, Recreation, Accommodation, and Food Services
- Any other industry not otherwise categorized

Reports Required to Be Filed with General Assembly

Reports and other documents required to be filed with the General Assembly are organized by submitting department and by date and are published on this [webpage](#).

LSA Staff Contact: Evan Johnson (515.281.6301) evan.johnson@legis.iowa.gov



Appendix A – Appropriations Tracking

Analysis of the Governor's Budget Recommendations

This Appendix contains tracking for the following:

- General Fund
- Other Funds
- Full-Time Equivalent (FTE) Positions

The Legislative Services Agency publishes **Budget Unit Briefs** that discuss the purpose of particular appropriations and programs. If a publication is available, it has been hyperlinked in the title of the appropriation.

Economic Development General Fund

| | Actual FY 2023 <u>(1)</u> | Estimated FY 2024 <u>(2)</u> | Gov Rec FY 2025 <u>(3)</u> | Gov Rec vs Est FY 2024 <u>(4)</u> |
|---|---------------------------------|------------------------------------|----------------------------------|---|
| <u>Cultural Affairs, Department of</u> | | | | |
| Cultural Affairs, Dept. of | | | | |
| Administration Division | \$ 168,637 | \$ 0 | \$ 0 | \$ 0 |
| Community Cultural Grants | 172,090 | 0 | 0 | 0 |
| Historical Division | 3,142,351 | 0 | 0 | 0 |
| Historic Sites | 426,398 | 0 | 0 | 0 |
| Arts Division | 1,317,188 | 0 | 0 | 0 |
| Great Places | 150,000 | 0 | 0 | 0 |
| Cultural Trust Grants | 150,000 | 0 | 0 | 0 |
| County Endowment Funding - DCA Grants | 448,403 | 0 | 0 | 0 |
| Total Cultural Affairs, Department of | \$ 5,975,067 | \$ 0 | \$ 0 | \$ 0 |
| <u>Economic Development Authority</u> | | | | |
| Economic Development Authority | | | | |
| Economic Development Appropriation | \$ 13,318,553 | \$ 12,807,359 | \$ 12,921,510 | \$ 114,151 |
| World Food Prize | 375,000 | 500,000 | 750,000 | 250,000 |
| Iowa Comm. Volunteer Ser. | 168,201 | 0 | 0 | 0 |
| Councils of Governments (COGs) Assistance | 250,000 | 250,000 | 250,000 | 0 |
| Future Ready Reg. Apprenticeship Prog. | 760,000 | 0 | 0 | 0 |
| Butchery Innovation & Revitalization | 633,325 | 633,325 | 0 | -633,325 |
| Community Advertising and Strategic Plan | 1,100,000 | 1,100,000 | 1,100,000 | 0 |
| Tourism Marketing - Adjusted Gross Receipts | 1,443,700 | 1,443,700 | 1,443,700 | 0 |
| Operational Support Grants | 0 | 448,403 | 448,403 | 0 |
| Cultural Trust Grants | 0 | 150,000 | 150,000 | 0 |
| Iowa Arts Council | 0 | 1,400,000 | 1,400,000 | 0 |
| Community Cultural Grants | 0 | 172,090 | 172,090 | 0 |
| Great Places | 0 | 149,710 | 149,710 | 0 |
| Total Economic Development Authority | \$ 18,048,779 | \$ 19,054,587 | \$ 18,785,413 | \$ -269,174 |
| <u>Iowa Finance Authority</u> | | | | |
| Iowa Finance Authority | | | | |
| Rent Subsidy Program | \$ 658,000 | \$ 873,000 | \$ 873,000 | \$ 0 |
| Housing Renewal Pilot Program | 500,000 | 500,000 | 500,000 | 0 |
| Total Iowa Finance Authority | \$ 1,158,000 | \$ 1,373,000 | \$ 1,373,000 | \$ 0 |

Economic Development General Fund

| | Actual FY 2023 <u>(1)</u> | Estimated FY 2024 <u>(2)</u> | Gov Rec FY 2025 <u>(3)</u> | Gov Rec vs Est FY 2024 <u>(4)</u> |
|--|---------------------------------|------------------------------------|----------------------------------|---|
| <u>Public Employment Relations Board</u> | | | | |
| Public Employment Relations | | | | |
| General Office | \$ 1,492,452 | \$ 1,290,230 | \$ 1,295,264 | \$ 5,034 |
| Total Public Employment Relations Board | \$ 1,492,452 | \$ 1,290,230 | \$ 1,295,264 | \$ 5,034 |
| <u>Workforce Development, Department of</u> | | | | |
| IWD - Vocational Rehabilitation Services | | | | |
| Vocational Rehabilitation | \$ 0 | \$ 6,106,732 | \$ 6,226,739 | \$ 120,007 |
| Independent Living | 0 | 84,804 | 84,804 | 0 |
| Entrepreneurs with Disabilities Program | 0 | 138,506 | 138,506 | 0 |
| Independent Living Center Grant | 0 | 86,547 | 86,547 | 0 |
| IWD - Vocational Rehabilitation Services | \$ 0 | \$ 6,416,589 | \$ 6,536,596 | \$ 120,007 |
| Iowa Workforce Development | | | | |
| Labor Services Division | \$ 3,491,252 | \$ 0 | \$ 0 | \$ 0 |
| Workers' Compensation Division | 3,321,044 | 0 | 0 | 0 |
| Operations - Field Offices | 6,675,650 | 6,675,650 | 6,902,636 | 226,986 |
| Offender Reentry Program | 387,158 | 387,158 | 387,158 | 0 |
| I/3 State Accounting System | 228,822 | 228,822 | 228,822 | 0 |
| Future Ready Summer Youth Intern Program | 250,000 | 250,000 | 250,000 | 0 |
| Employee Misclassification Program | 379,631 | 379,631 | 379,631 | 0 |
| Adult Education and Literacy Programs | 0 | 500,000 | 500,000 | 0 |
| Workplace Injury and Safety Surveys | 0 | 125,555 | 125,555 | 0 |
| Future Ready Reg. Apprenticeship Prog. | 0 | 760,000 | 760,000 | 0 |
| Iowa Workforce Development | \$ 14,733,557 | \$ 9,306,816 | \$ 9,533,802 | \$ 226,986 |
| Total Workforce Development, Department of | \$ 14,733,557 | \$ 15,723,405 | \$ 16,070,398 | \$ 346,993 |
| <u>Regents, Board of</u> | | | | |
| Regents, Board of | | | | |
| ISU - Biosciences Innovation Ecosystem - GF | \$ 2,623,481 | \$ 2,963,995 | \$ 2,963,995 | \$ 0 |
| UI - Biosciences Innovation Ecosystem - GF | 874,494 | 1,000,000 | 1,000,000 | 0 |
| UNI - Additive Manufacturing - GF | 394,321 | 394,321 | 394,321 | 0 |
| Total Regents, Board of | \$ 3,892,296 | \$ 4,358,316 | \$ 4,358,316 | \$ 0 |
| Total Economic Development | \$ 45,300,151 | \$ 41,799,538 | \$ 41,882,391 | \$ 82,853 |

Economic Development Other Funds

| | Actual FY 2023 <u>(1)</u> | Estimated FY 2024 <u>(2)</u> | Gov Rec FY 2025 <u>(3)</u> | Gov Rec vs Est FY 2024 <u>(4)</u> |
|--|---------------------------------|------------------------------------|----------------------------------|---|
| <u>Economic Development Authority</u> | | | | |
| Economic Development Authority | | | | |
| STEM Internships - SWJCF | \$ 633,325 | \$ 0 | \$ 0 | \$ 0 |
| STEM Best - SWJCF | 700,000 | 0 | 0 | 0 |
| Butchery Innovation and Revitalization - SWJCF | 366,675 | 366,675 | 0 | -366,675 |
| Empower Rural Iowa Program - SWJCF | 700,000 | 700,000 | 700,000 | 0 |
| High Quality Jobs Program - SWJCF | 11,700,000 | 11,700,000 | 11,700,000 | 0 |
| Future Ready Iowa Mentor Prog - SWJCF | 400,000 | 0 | 0 | 0 |
| Manufacturing 4.0 - SWJCF | 0 | 0 | 2,016,675 | 2,016,675 |
| Total Economic Development Authority | \$ 14,500,000 | \$ 12,766,675 | \$ 14,416,675 | \$ 1,650,000 |
| <u>Workforce Development, Department of</u> | | | | |
| Iowa Workforce Development | | | | |
| Field Offices - Spec Cont Fund | \$ 2,416,084 | \$ 2,416,084 | \$ 2,416,084 | \$ 0 |
| Field Offices - UI Reserve Interest | 2,200,000 | 2,200,000 | 2,200,000 | 0 |
| AMOS Mid-Iowa Organizing Strategy - SWJCF | 100,000 | 100,000 | 100,000 | 0 |
| Future Ready Iowa Coordinator - SWJCF | 150,000 | 150,000 | 0 | -150,000 |
| Work-Based Learning Intermed Net - SWJCF | 0 | 1,500,000 | 0 | -1,500,000 |
| Adult Ed and Literacy for the Workforce - SWJCF | 0 | 5,500,000 | 5,500,000 | 0 |
| STEM Internships - SWJCF | 0 | 633,325 | 633,325 | 0 |
| Total Workforce Development, Department of | \$ 4,866,084 | \$ 12,499,409 | \$ 10,849,409 | \$ -1,650,000 |
| <u>Regents, Board of</u> | | | | |
| Regents, Board of | | | | |
| Regents Innovation Fund - SWJCF | \$ 3,000,000 | \$ 3,000,000 | \$ 3,000,000 | \$ 0 |
| ISU - Economic Development - SWJCF | 2,424,302 | 2,424,302 | 2,424,302 | 0 |
| UI - Economic Development - SWJCF | 209,279 | 209,279 | 209,279 | 0 |
| UI - Entrepreneur and Econ Growth - SWJCF | 2,000,000 | 2,000,000 | 2,000,000 | 0 |
| UNI - Economic Development - SWJCF | 1,066,419 | 1,466,419 | 1,466,419 | 0 |
| Total Regents, Board of | \$ 8,700,000 | \$ 9,100,000 | \$ 9,100,000 | \$ 0 |
| Total Economic Development | \$ 28,066,084 | \$ 34,366,084 | \$ 34,366,084 | \$ 0 |



Explanation of FTE Position Data

Analysis of the Governor's Budget Recommendations

The following is an explanation of the full-time equivalent (FTE) position information provided on the following tables. The columns of FTE position data represent different points in time that the numbers were compiled. For additional information on the State's FTE positions, see the **Issue Review** entitled [FY 2017 FTE Positions and Personnel Costs](#).

Actual FY 2023: This data represents the actual FTE position utilization calculated at the close of the fiscal year. The FTE position usage is calculated by taking the actual hours worked during the fiscal year and dividing the number by 2,080 hours. For example, if a department has budgeted a full-time position (equating to 1.00 FTE) and this position is vacant for six months of the fiscal year, at the close of the fiscal year the calculation of the actual FTE position would be 0.50 ($1,040 \div 2,080 = 0.50$). The calculation of the actual FTE position factors out the portion of the position that was vacant during the fiscal year.

Estimated FY 2024: This data represents the estimated FTE positions that were budgeted by the departments at the beginning of FY 2024 and incorporates any revisions made to the budget by the departments through (approximately) December 2023. Changes to the estimates can occur for a variety of reasons. For example, if departments are not provided funding for salary adjustments to cover the costs of funding collective bargaining contracts, the departments will often reduce the number of FTE positions in order to cover costs.

Gov. Rec. FY 2025: This is the Governor's recommendation for FY 2025.

Gov. Rec. FY 2025 vs Est. FY 2024: This represents the difference between the Governor's recommended FTE positions for FY 2025 and the most recent estimates for FY 2024.

Economic Development

FTE Positions

| | Actual FY 2023 <u>(1)</u> | Estimated FY 2024 <u>(2)</u> | Gov Rec FY 2025 <u>(3)</u> | Gov Rec vs Est FY 2024 <u>(4)</u> |
|--|---------------------------------|------------------------------------|----------------------------------|---|
| <u>Cultural Affairs, Department of</u> | | | | |
| Cultural Affairs, Dept. of | | | | |
| Administration Division | 0.63 | 0.00 | 0.00 | 0.00 |
| Historical Division | 41.86 | 0.00 | 0.00 | 0.00 |
| Historic Sites | 3.34 | 0.00 | 0.00 | 0.00 |
| Arts Division | 8.25 | 0.00 | 0.00 | 0.00 |
| Great Places | 1.01 | 0.00 | 0.00 | 0.00 |
| Total Cultural Affairs, Department of | <u>55.09</u> | <u>0.00</u> | <u>0.00</u> | <u>0.00</u> |
| <u>Economic Development Authority</u> | | | | |
| Economic Development Authority | | | | |
| Economic Development Appropriation | 62.30 | 61.90 | 61.70 | -0.20 |
| Iowa Commission on Volunteer Service | 12.56 | 0.22 | 0.00 | -0.22 |
| Future Ready Iowa Mentor Prog - SWJCF | 1.62 | 7.60 | 0.00 | -7.60 |
| Iowa Arts Council | 0.00 | 7.80 | 7.80 | 0.00 |
| Total Economic Development Authority | <u>76.48</u> | <u>77.52</u> | <u>69.50</u> | <u>-8.02</u> |
| <u>Workforce Development, Department of</u> | | | | |
| IWD - Vocational Rehabilitation Services | | | | |
| Vocational Rehabilitation | 0.00 | 248.00 | 248.00 | 0.00 |
| Independent Living | 0.00 | 1.00 | 1.00 | 0.00 |
| IWD - Vocational Rehabilitation Services | <u>0.00</u> | <u>249.00</u> | <u>249.00</u> | <u>0.00</u> |
| Iowa Workforce Development | | | | |
| Labor Services Division | 53.06 | 0.00 | 0.00 | 0.00 |
| Workers' Compensation Division | 23.64 | 0.00 | 0.00 | 0.00 |
| Field Office Operating Fund | 160.08 | 173.37 | 173.37 | 0.00 |
| Offender Reentry Program | 3.88 | 5.00 | 5.00 | 0.00 |
| Employee Misclassification Program | 2.98 | 3.00 | 3.00 | 0.00 |
| Future Ready Iowa Coordinator - SWJCF | 1.00 | 1.00 | 1.00 | 0.00 |
| Workplace Injury and Safety Surveys | 0.00 | 2.00 | 3.00 | 1.00 |
| Iowa Workforce Development | <u>244.64</u> | <u>184.37</u> | <u>185.37</u> | <u>1.00</u> |
| Total Workforce Development, Department of | <u>244.64</u> | <u>433.37</u> | <u>434.37</u> | <u>1.00</u> |
| <u>Public Employment Relations Board</u> | | | | |
| Public Employment Relations | | | | |
| General Office | 4.02 | 5.25 | 5.00 | -0.25 |
| Total Public Employment Relations Board | <u>4.02</u> | <u>5.25</u> | <u>5.00</u> | <u>-0.25</u> |

Economic Development FTE Positions

| | Actual FY 2023 <u>(1)</u> | Estimated FY 2024 <u>(2)</u> | Gov Rec FY 2025 <u>(3)</u> | Gov Rec vs Est FY 2024 <u>(4)</u> |
|---|---------------------------------|------------------------------------|----------------------------------|---|
| <u>Regents, Board of</u> | | | | |
| Regents, Board of | | | | |
| ISU - Economic Development - SWJCF | 50.95 | 50.95 | 50.95 | 0.00 |
| UI - Economic Development - SWJCF | 6.00 | 6.00 | 6.00 | 0.00 |
| UI - Entrepreneur and Econ Growth - SWJCF | 8.00 | 8.00 | 8.00 | 0.00 |
| UNI - Economic Development - SWJCF | 13.00 | 13.00 | 13.00 | 0.00 |
| ISU - Biosciences Innovation Ecosystem - GF | 7.64 | 8.40 | 8.40 | 0.00 |
| UI - Biosciences Innovation Ecosystem - GF | 4.35 | 4.35 | 4.35 | 0.00 |
| UNI - Additive Manufacturing - GF | 2.73 | 2.73 | 2.73 | 0.00 |
| Total Regents, Board of | <u>92.67</u> | <u>93.43</u> | <u>93.43</u> | <u>0.00</u> |
| Total Economic Development | <u><u>472.89</u></u> | <u><u>609.57</u></u> | <u><u>602.30</u></u> | <u><u>-7.27</u></u> |

The following information summarizes FY 2023 General Fund and non-General Fund appropriations for departments under the purview of the Health and Human Services Appropriations Subcommittee. Appropriations are adjusted for several factors throughout the fiscal year, including supplemental appropriations, deappropriations, and adjustments to standing appropriations to account for actual expenditures. Other activity associated with appropriated funds includes balances brought forward, transfers, and reversions. The tables show each of the departments’ appropriations and the changes that occurred throughout the fiscal year. The following information describes each column. Columns described below that are not displayed in the tables did not have any activity

- **Original Appropriation:** This is the amount appropriated in enacted appropriations bills during the 2022 Legislative Session.
- **Adjustment to Standings:** These adjustments represent changes that are made to budgeted standing unlimited appropriations for the purpose of balancing the year-end amount. There are numerous standing unlimited appropriations established in the Iowa Code. The exact amount for each of these appropriations is not known until the close of the fiscal year. As the General Assembly develops the annual budget, an estimated amount is included for budgeting purposes. This estimated appropriation is then adjusted to reflect actual expenditures.
- **Supplemental Appropriations/Deappropriations:** These changes represent the supplemental appropriations and deappropriations enacted during the 2023 Legislative Session.
- **Session Law Adjustment:** During the 2022 Legislative Session [House File 2559](#) (FY 2023 Justice System Appropriations Act) appropriated \$243,797 for allocation across Department of Corrections (DOC) institutions. The Department allocated the funding to the appropriation for DOC Institutional Pharmaceuticals.
- **Salary Adjustment (Other Funds Only):** Several non-General Fund appropriations were authorized to receive appropriation adjustments to fund salary increases for FY 2023.
- **Total Appropriation:** This is the sum of all of appropriations and adjustments listed above. It represents the final appropriation amount after changes were applied.
- **Balance Brought Forward:** These are the appropriated funds allowed to carry forward from FY 2022 to FY 2023. These funds provided additional spendable dollars for FY 2023.
- **Transfers In and Out (General Fund Only):** These adjustments represent transferred appropriation spending authority between enacted appropriations. These transfers are usually implemented by the Governor through the authority provided in Iowa Code section [8.39](#).
- **Balance Carryforward:** These are appropriated funds that are allowed to carry forward from FY 2023 to FY 2024. These funds provide additional spendable dollars for FY 2024.
- **Reversions:** These are the unspent appropriated funds that revert back to the fund from which they were appropriated.
- **Total Adjustments:** This is the sum of the Balance Brought Forward, Transfers, Balance Carryforward, and Reversions.
- **Total Expended:** This number represents the appropriation after all of the above adjustments have been made. The result is the total appropriated funds that were expended in FY 2023.

Economic Development – FY 2023
General Fund

| | | Total Appropriation | | | | Adjustments | | | | | | Total Expended | |
|------------------------------------|---|---------------------|------------------|-----------------|-----------------|--------------|-------------------------|-------------|--------------|-----------------------|------------|----------------|--------------|
| | | Original Approp | Adj to Standings | Session Law Adj | Supp & Deapprop | Total | Balance Brought Forward | Transfer In | Transfer Out | Balance Carry Forward | Reversion | Total | |
| Cultural Affairs, Department of | Administration Division | \$168,637 | \$0 | \$0 | \$0 | \$168,637 | \$0 | \$0 | \$-34,970 | \$0 | \$-1 | \$-34,971 | \$133,666 |
| | Arts Division | \$1,317,188 | \$0 | \$0 | \$0 | \$1,317,188 | \$235,000 | \$0 | \$-92,140 | \$-137,535 | \$0 | \$5,325 | \$1,322,513 |
| | Community Cultural Grants | \$172,090 | \$0 | \$0 | \$0 | \$172,090 | \$0 | \$0 | \$0 | \$0 | \$0 | \$0 | \$172,090 |
| | County Endowment Funding - DCA Grants | \$448,403 | \$0 | \$0 | \$0 | \$448,403 | \$0 | \$0 | \$0 | \$0 | \$0 | \$0 | \$448,403 |
| | Cultural Trust Grants | \$150,000 | \$0 | \$0 | \$0 | \$150,000 | \$0 | \$0 | \$0 | \$0 | \$0 | \$0 | \$150,000 |
| | Great Places | \$150,000 | \$0 | \$0 | \$0 | \$150,000 | \$0 | \$0 | \$0 | \$-18,628 | \$0 | \$-18,628 | \$131,372 |
| | Historic Sites | \$426,398 | \$0 | \$0 | \$0 | \$426,398 | \$0 | \$0 | \$0 | \$0 | \$0 | \$0 | \$426,398 |
| | Historical Division | \$3,142,351 | \$0 | \$0 | \$0 | \$3,142,351 | \$0 | \$127,110 | \$0 | \$-25,000 | \$0 | \$102,110 | \$3,244,461 |
| Economic Development Authority | Butchery Innovation & Revitalization | \$633,325 | \$0 | \$0 | \$0 | \$633,325 | \$0 | \$0 | \$0 | \$0 | \$0 | \$0 | \$633,325 |
| | Community Advertising and Strategic Plan | \$1,100,000 | \$0 | \$0 | \$0 | \$1,100,000 | \$0 | \$0 | \$0 | \$-218,586 | \$0 | \$-218,586 | \$881,414 |
| | Councils of Governments (COGs) Assistance | \$250,000 | \$0 | \$0 | \$0 | \$250,000 | \$0 | \$0 | \$0 | \$0 | \$0 | \$0 | \$250,000 |
| | Economic Development Appropriation | \$13,318,553 | \$0 | \$0 | \$0 | \$13,318,553 | \$1,019,337 | \$0 | \$0 | \$-1,755,073 | \$0 | \$-735,737 | \$12,582,816 |
| | Future Ready Reg. Apprenticeship Prog. | \$760,000 | \$0 | \$0 | \$0 | \$760,000 | \$0 | \$0 | \$0 | \$0 | \$0 | \$0 | \$760,000 |
| | Iowa Comm. Volunteer Ser. | \$168,201 | \$0 | \$0 | \$0 | \$168,201 | \$0 | \$0 | \$0 | \$0 | \$0 | \$0 | \$168,201 |
| | Tourism Marketing - Adjusted Gross Receipts | \$1,443,700 | \$0 | \$0 | \$0 | \$1,443,700 | \$0 | \$0 | \$0 | \$0 | \$0 | \$0 | \$1,443,700 |
| | USS Iowa | \$0 | \$0 | \$0 | \$0 | \$0 | \$75,000 | \$0 | \$0 | \$0 | \$0 | \$75,000 | \$75,000 |
| Iowa Finance Authority | World Food Prize | \$375,000 | \$0 | \$0 | \$0 | \$375,000 | \$0 | \$0 | \$0 | \$0 | \$0 | \$0 | \$375,000 |
| | Housing Renewal Pilot Program | \$500,000 | \$0 | \$0 | \$0 | \$500,000 | \$0 | \$0 | \$0 | \$0 | \$0 | \$0 | \$500,000 |
| | Rent Subsidy Program | \$658,000 | \$0 | \$0 | \$0 | \$658,000 | \$93,280 | \$0 | \$0 | \$-37,817 | \$0 | \$55,463 | \$713,463 |
| Public Employment Relations Board | General Office | \$1,492,452 | \$0 | \$0 | \$0 | \$1,492,452 | \$62,641 | \$0 | \$0 | \$-202,182 | \$-202,182 | \$-341,723 | \$1,150,729 |
| Regents, Board of | ISU - Biosciences Innovation Ecosystem - GF | \$2,623,481 | \$0 | \$0 | \$0 | \$2,623,481 | \$0 | \$0 | \$0 | \$0 | \$0 | \$0 | \$2,623,481 |
| | UI - Biosciences Innovation Ecosystem - GF | \$874,494 | \$0 | \$0 | \$0 | \$874,494 | \$0 | \$0 | \$0 | \$0 | \$0 | \$0 | \$874,494 |
| | UNI - Additive Manufacturing - GF | \$394,321 | \$0 | \$0 | \$0 | \$394,321 | \$0 | \$0 | \$0 | \$0 | \$0 | \$0 | \$394,321 |

Economic Development – FY 2023
General Fund

| | | Total Appropriation | | | | | Adjustments | | | | | | Total Expended |
|--------------------------------------|--|---------------------|------------------|-----------------|-----------------|--------------|-------------------------|-------------|--------------|-----------------------|------------|-------------|----------------|
| | | Original Approp | Adj to Standings | Session Law Adj | Supp & Deapprop | Total | Balance Brought Forward | Transfer In | Transfer Out | Balance Carry Forward | Reversion | Total | |
| Workforce Development, Department of | Employee Misclassification Program | \$379,631 | \$0 | \$0 | \$0 | \$379,631 | \$0 | \$0 | \$0 | \$0 | \$0 | \$0 | \$379,631 |
| | Future Ready Iowa Employer Innovation Fund | \$0 | \$0 | \$0 | \$0 | \$0 | \$2,373,201 | \$0 | \$0 | \$0 | \$-709,633 | \$1,663,568 | \$1,663,568 |
| | Future Ready Summer Youth Intern Program | \$250,000 | \$0 | \$0 | \$0 | \$250,000 | \$232,822 | \$0 | \$0 | \$-365,296 | \$0 | \$-132,474 | \$117,526 |
| | I/3 State Accounting System | \$228,822 | \$0 | \$0 | \$0 | \$228,822 | \$0 | \$0 | \$0 | \$0 | \$0 | \$0 | \$228,822 |
| | Labor Services Division | \$3,491,252 | \$0 | \$0 | \$0 | \$3,491,252 | \$2,705,474 | \$0 | \$0 | \$-2,117,305 | \$0 | \$588,169 | \$4,079,421 |
| | Offender Reentry Program | \$387,158 | \$0 | \$0 | \$0 | \$387,158 | \$0 | \$0 | \$0 | \$0 | \$0 | \$0 | \$387,158 |
| | Operations - Field Offices | \$6,675,650 | \$0 | \$0 | \$0 | \$6,675,650 | \$1,174,898 | \$0 | \$0 | \$0 | \$0 | \$1,174,898 | \$7,850,548 |
| | Workers' Compensation Division | \$3,321,044 | \$0 | \$0 | \$0 | \$3,321,044 | \$752,216 | \$0 | \$0 | \$-782,287 | \$0 | \$-30,071 | \$3,290,973 |
| Grand Total | | \$45,300,151 | \$0 | \$0 | \$0 | \$45,300,151 | \$8,723,869 | \$127,110 | \$-127,110 | \$-5,659,710 | \$-911,816 | \$2,152,343 | \$47,452,494 |

Economic Development – FY 2023
Other Funds

| | | Total Appropriation | | | | Adjustments | | | | Total Expended |
|--------------------------------------|--|---------------------|------------------|-----------------|--------------|-------------------------|-----------------------|--------------|--------------|----------------|
| | | Original Approp | Adj to Standings | Supp & Deapprop | Total | Balance Brought Forward | Balance Carry Forward | Reversion | Total | |
| Economic Development Authority | Butchery Innovation and Revitalization - SWJCF | \$366,675 | \$0 | \$0 | \$366,675 | \$0 | \$0 | \$0 | \$0 | \$366,675 |
| | Empower Rural Iowa Program - SWJCF | \$700,000 | \$0 | \$0 | \$700,000 | \$527,190 | -\$501,535 | \$0 | \$25,655 | \$725,655 |
| | Future Ready Iowa Mentor Prog - SWJCF | \$400,000 | \$0 | \$0 | \$400,000 | \$175,949 | -\$177,962 | \$0 | -\$2,012 | \$397,988 |
| | High Quality Jobs Program - SWJCF | \$11,700,000 | \$0 | \$0 | \$11,700,000 | \$0 | \$0 | \$0 | \$0 | \$11,700,000 |
| | STEM Best - SWJCF | \$700,000 | \$0 | \$0 | \$700,000 | \$0 | -\$518,648 | \$0 | -\$518,648 | \$181,352 |
| | STEM Internships - SWJCF | \$633,325 | \$0 | \$0 | \$633,325 | \$1,942,236 | \$0 | \$0 | \$1,942,236 | \$2,575,561 |
| | USS Iowa - VLPF | \$0 | \$0 | \$0 | \$0 | \$75,000 | -\$75,000 | \$0 | \$0 | \$0 |
| Regents, Board of | ISU - Economic Development - SWJCF | \$2,424,302 | \$0 | \$0 | \$2,424,302 | \$0 | \$0 | \$0 | \$0 | \$2,424,302 |
| | Regents Innovation Fund - SWJCF | \$3,000,000 | \$0 | \$0 | \$3,000,000 | \$0 | \$0 | \$0 | \$0 | \$3,000,000 |
| | UI - Economic Development - SWJCF | \$209,279 | \$0 | \$0 | \$209,279 | \$0 | \$0 | \$0 | \$0 | \$209,279 |
| | UI - Entrepreneur and Econ Growth - SWJCF | \$2,000,000 | \$0 | \$0 | \$2,000,000 | \$0 | \$0 | \$0 | \$0 | \$2,000,000 |
| | UNI - Economic Development - SWJCF | \$1,066,419 | \$0 | \$0 | \$1,066,419 | \$0 | \$0 | \$0 | \$0 | \$1,066,419 |
| Workforce Development, Department of | AMOS Mid-Iowa Organizing Strategy - SWJCF | \$100,000 | \$0 | \$0 | \$100,000 | \$3,658 | \$0 | \$0 | \$3,658 | \$103,658 |
| | Field Offices - Spec Cont Fund | \$2,416,084 | \$0 | \$0 | \$2,416,084 | \$0 | \$0 | -\$2,416,084 | -\$2,416,084 | \$0 |
| | Field Offices - UI Reserve Interest | \$2,200,000 | \$0 | \$0 | \$2,200,000 | \$0 | \$0 | \$0 | \$0 | \$2,200,000 |
| | Future Ready Iowa Coordinator - SWJCF | \$150,000 | \$0 | \$0 | \$150,000 | \$0 | \$0 | \$0 | \$0 | \$150,000 |
| Grand Total | | \$28,066,084 | \$0 | \$0 | \$28,066,084 | \$2,724,034 | -\$1,273,144 | -\$2,416,084 | -\$965,194 | \$27,100,890 |



Appendix C – Sample of Budget Schedules

Analysis of the Governor’s Budget Recommendations

Schedule 1 Example

Schedule 1 shows the decision packages used by the Executive Branch to arrive at a department’s annual budget request (dollars and FTE positions) and the Governor’s recommendations for a budget unit.

STATE OF IOWA
Fiscal Year 2025 Annual Budget
SPECIAL DEPARTMENT: (460) Health and Human Services, Department of
Budget Unit: (413N200001) Medical Assistance
Schedule 1

| <u>Rank</u> | <u>Description</u> | <u>Funding Source</u> | <u>Fiscal Year 2025 Department Request</u> | <u>Fiscal Year 2025 Governor's Recommendations</u> |
|----------------------------------|------------------------|-------------------------------|--|--|
| Base | | Appropriation | 1,543,626,752 | 1,543,626,752 |
| | | FTE | 12.10 | 12.10 |
| 0001 | Medicaid increase need | Appropriation | 0 | 74,956,904 |
| Total Budget Unit Funding | | Fiscal Year 2024 Estimated | <u>Fiscal Year 2025 Department Request</u> | <u>Fiscal Year 2025 Governor's Recommendations</u> |
| Appropriation | | <u>\$ 1,543,626,779</u> | <u>\$ 1,543,626,779</u> | <u>\$ 1,618,583,680</u> |
| Total FTE | | 13.10 | 12.10 | 12.10 |

Department name & budget unit number

Fiscal year

Base appropriation and FTE positions plus decision packages

Total appropriation and FTE positions

Budget schedules are available at: www.legis.iowa.gov/publications/fiscal/budgetSchedules.

Schedule 6 Example

Schedule 6 provides a detailed budget for all appropriated accounts or funds under the control of a department. Resources include the appropriation, the salary adjustment (if applicable), across-the-board reductions, supplemental appropriations, intrastate receipts from other agencies, receipts from local governments, and other receipts such as fees. Expenditures include all expenses related to the operating budget, such as salary, travel, and contracts. Expenditures also include reversions or balance brought forward.

STATE OF IOWA
 Fiscal Year 2025 Annual Budget
 SPECIAL DEPARTMENT: (460) Health and Human Services, Department of
 Budget Unit: (413N200001) Medical Assistance
 Schedule 6

| | Fiscal Year 2023 Actual | Fiscal Year 2024 Estimated | Fiscal Year 2025 Department Request | Fiscal Year 2025 Governor's Recomm | |
|-----------------------------------|----------------------------|-------------------------------|---|--|--|
| Resources | | | | | |
| Appropriations | | | | | ← Department name & budget unit number |
| Appropriation | \$ 1,510,127,388 | \$ 1,543,626,779 | \$ 1,543,626,779 | \$ 1,618,583,680 | ← Fiscal year |
| Other Resources | | | | | |
| Balance Brought Forward (Approps) | 373,606,538 | 421,379,409 | 201,179,093 | 229,781,534 | ← Appropriations |
| Receipts | | | | | |
| Federal Support | 5,019,670,866 | 4,900,589,034 | 4,784,768,556 | 4,936,697,810 | |
| Local Governments | 34,470,133 | 44,634,490 | 44,634,490 | 44,634,490 | |
| Intra State Receipts | 283,018,887 | 340,346,759 | 335,602,759 | 335,602,759 | ← Budget unit receipts |
| Interest | 128,828 | 150,000 | 150,000 | 150,000 | |
| Fees, Licenses & Permits | 9,956,071 | 10,585,740 | 11,097,827 | 11,097,827 | |
| Refunds & Reimbursements | 743,949,559 | 598,758,944 | 722,345,126 | 722,345,126 | |
| Other Sales & Services | 176,511 | 3,000,000 | 3,000,000 | 3,000,000 | |
| Unearned Receipts | 170,999,066 | 142,044,930 | 251,067,719 | 251,067,719 | |
| | <u>6,262,369,922</u> | <u>6,040,109,897</u> | <u>6,152,666,477</u> | <u>6,304,595,731</u> | |
| Total Resources | <u>\$ 8,146,103,848</u> | <u>\$ 8,005,116,085</u> | <u>\$ 7,897,472,349</u> | <u>\$ 8,152,960,945</u> | |
| FTE | <u>8.53</u> | <u>13.10</u> | <u>12.10</u> | <u>12.10</u> | ← FTE positions |
| Disposition of Resources | | | | | |
| Personal Services-Salaries | \$ 864,498 | \$ 1,145,524 | \$ 1,145,524 | \$ 1,145,524 | ← Budget unit expenditures |
| Personal Travel In State | 0 | 9,582 | 9,582 | 9,582 | |
| Personal Travel Out of State | 0 | 500 | 500 | 500 | |
| Office Supplies | 0 | 3,000 | 3,000 | 3,000 | |
| Printing & Binding | 36,497 | 82,000 | 82,000 | 82,000 | |
| Postage | 643,009 | 1,080,116 | 1,080,116 | 1,080,116 | |
| Communications | 3,491 | 500 | 500 | 500 | |

Budget schedules are available at: www.legis.iowa.gov/publications/fiscal/budgetSchedules.



Appendix D – Report on Federal Grants

Analysis of the Governor’s Budget Recommendations

Grants Enterprise Management Report

The Grants Enterprise Management System (GEM\$) was established by the Iowa Legislature in 2003 to simplify the grant identification and application process for State customers and to provide a unified grants management approach within State government.

The Office of Grants Enterprise Management under the DOM is required to submit a report to the Fiscal Services Division of the Legislative Services Agency (LSA) by January 31 of each year, with a listing of all grants received during the previous calendar year with a value over \$1,000 and the funding entity and purpose for each grant.

The tables below are the report received by the DOM.

2023 Competitive-Noncompetitive Grant Report
Report Required by Iowa Code Section 8.9
Iowa Department of Management
Source: Data submitted by State Agencies

| State Agency | Title of Application | CFDA # if known | Application Date | Amount Awarded | Match Amount | MOE Required Y/N | Funding Start Date | Funding End Date | # of FTE's Associated with Grant | Notes |
|------------------------------|---|-----------------|------------------|--------------------|--------------------|------------------|--------------------|------------------|----------------------------------|--|
| DAS | National Park Service - Semiquincentennial Grant Program | 15.904 | 12/6/2022 | \$77,096 | \$18,762 | N | 9/1/2023 | 8/31/2026 | 0.15 | |
| DAS | Library of Congress Teaching with Primary Sources | N/A | 2/15/23 | \$85,204 | \$30,821 | N | 10/1/2023 | 9/30/2024 | 0.4 | |
| DAS | National Endowment for the Humanities: United We Stand Connecting through Culture | 45.149 | 5/9/2023 | \$28,290 | \$0 | N | TBD | | | |
| DAS | National Endowment for the Humanities - Infrastructure and Capacity Building Challenge Grants: Capital Projects | 45.130 | 5/17/2023 | \$995,027 | \$3,980,108 | N | TBD | | | Requested amt; award notification expected 12/2023 |
| DAS | National Endowment for the Humanities - National History Day Supplemental Funding | 45.149 | 6/30/2023 | \$13,518 | \$0 | N | TBD | | | Requested amt; award notification expected 12/2024 |
| DAS | IMLS - Grants To States Program | 45.310 | 3/15/2023 | \$2,222,261 | \$1,144,801 | Y | 10/1/2022 | 9/30/2024 | 5 | |
| DCA | National Endowment for the Arts State Partnership Agreement | 45.025 | 10/5/2022 | \$865,270 | \$865,270 | N | 7/1/2023 | 8/31/2024 | 5 | |
| Subtotal DAS | | | | \$4,286,666 | \$6,039,762 | | | | | |
| Aging | Senior Community Service Employment Program | 17.235 | 7/1/2022 | \$1,021,711 | | N/A | 7/1/2022 | 6/20/2023 | 0.7 | Match is In-Kind, Supervisory Hours-AARP Documents for grant |
| Subtotal Legacy Aging | | | | \$1,021,711 | \$0 | | | | | |
| IDALS | FFY2023 Umbrella Grant | 10.025 | 4/13/2023 | \$442,146 | \$0 | N | 4/1/2023 | 3/31/2024 | 2.6 | |
| IDALS | FFY2023 ADT Traceability Grant | 10.025 | 4/28/2023 | \$306,519 | \$0 | N | 4/1/2023 | 3/31/2024 | 2.5 | |
| IDALS | FFY2023 Swine Health Improvement Plan (SHIP) | 10.025 | 3/2/2023 | \$78,576 | \$0 | N | 4/1/2023 | 3/31/2024 | 0.5 | |
| IDALS | 2023 CAPS Grant | 10.025 | 2/16/2023 | \$117,854 | \$14,241 | N | 1/1/2023 | 12/31/2023 | 1 | |
| IDALS | National Animal Disease Preparedness and Response Program (NADPRP) 2022 | 10.025 | 3/16/2023 | \$107,362 | \$0 | N | 3/1/2023 | 12/31/2024 | 1 | |
| IDALS | FFY2023 Specialty Crop Block Grant Program | 10.170 | 4/26/2023 | \$355,600 | \$0 | N | 9/30/2023 | 9/29/2026 | 0.15 | |
| IDALS | FFY2024 Meat and Poultry Base | 10.475 | 9/18/2023 | \$1,900,000 | \$1,900,000 | N | 10/1/2023 | 9/30/2024 | 27.63 | |
| IDALS | FFY2024 Meat and Poultry CIS | 10.475 | 9/18/2023 | \$200,000 | \$133,333 | N | 10/1/2023 | 9/30/2024 | 11.38 | |
| IDALS | 2024 FERN Grant | 10.479 | 7/24/2023 | \$95,833 | \$0 | N | 10/1/2023 | 9/30/2024 | 0.5 | |
| IDALS | WIC FMNP ARPA | 10.557 | 4/13/2023 | \$302,369 | \$0 | N | 5/15/2023 | 9/30/2025 | 0 | |
| IDALS | 2024 USDA WIC FMNP | 10.572 | 9/30/2023 | Unknown | | N | 10/1/2023 | 9/30/2024 | | |
| IDALS | 2024 USDA Seniors FMNP | 10.576 | 9/30/2023 | Unknown | \$0 | N | 10/1/2023 | 9/30/2024 | | |
| IDALS | Seniors FMNP ARPA | 10.576 | 11/18/2022 | \$660,308 | \$0 | N | 1/1/2023 | 9/30/2024 | 0 | |
| IDALS | 2024 A&E Regulatory Grant | 15.250 | 6/6/2023 | \$5,000 | \$5,000 | N | 7/1/2023 | 6/30/2024 | 0.07 | |

2023 Competitive-Noncompetitive Grant Report
Report Required by Iowa Code Section 8.9
Iowa Department of Management
Source: Data submitted by State Agencies

| State Agency | Title of Application | CFDA # if known | Application Date | Amount Awarded | Match Amount | MOE Required Y/N | Funding Start Date | Funding End Date | # of FTE's Associated with Grant | Notes |
|-----------------------|---|-----------------|------------------|---------------------|---------------------|------------------|--------------------|------------------|----------------------------------|-------|
| IDALS | FFY23 Abandoned Mine Land Reclamation Grant | 15.252 | 6/6/2023 | \$2,829,000 | \$0 | N | 7/1/2023 | 6/30/2024 | 3 | |
| IDALS | FFY23 BIL Abandoned Mine Land Reclamation Grant | 15.252 | 6/16/2023 | \$5,988,480 | \$0 | N | 1/1/2023 | 12/31/2028 | 5.59 | |
| IDALS | 2024 Pesticide Performance Partnership Grant | 66.605 | 5/3/2023 | \$1,099,670 | \$257,471 | N | 7/1/2023 | 6/30/2024 | 12 | |
| IDALS | 2024 Produce Safety Rule Grant | 93.103 | 4/28/2023 | \$235,233 | \$0 | N | 7/1/2023 | 6/30/2024 | 1 | |
| IDALS | FFY2023 AFRPS Grant | 93.103 | 4/27/2023 | \$365,579 | \$0 | N | 7/1/2023 | 6/30/2024 | 1 | |
| IDALS | FFY2023 ERPS Grant | 93.103 | 4/27/2023 | \$48,393 | \$0 | N | 7/1/2023 | 6/30/2024 | 0.5 | |
| IDALS | FFY2023 LFFM Grant | 93.103 | 4/26/2023 | \$419,983 | \$0 | N | 7/1/2023 | 6/30/2024 | 1 | |
| Subtotal IDALS | | | | \$15,557,904 | \$2,310,045 | | | | | |
| IEDA | FY2023 - Historic Preservation Fund- Annual State Historic Preservation Office Grants | 15.904 | 4/27/2023 | \$1,071,922 | \$714,615 | | 10/1/2022 | 9/30/2025 | 12 | |
| Subtotal EDA | | | | \$1,071,922 | \$714,615 | | | | | |
| IDOE | 21st Century - Career Pathway | 84.287 | N/A | \$270,175 | \$0 | N | 01/12/23 | 05/11/26 | 0.25 | |
| IDOE | Technology Innovation | 10.541 | N/A | \$373,134 | \$0 | N | 09/20/23 | 12/30/26 | 1.1 | |
| IDOE | Team Nutrition Training | 10.574 | N/A | \$831,023 | \$0 | N | 09/15/23 | 12/30/26 | 0.3 | |
| IDOE | Gear Up 3.0 | 84.3345 | 07/31/23 | \$25,823,545 | \$25,862,579 | N | 12/30/30 | 12/30/30 | 8.44 | |
| Subtotal IDOE | | | | \$27,297,877 | \$25,862,579 | | | | | |
| HSEM | 2023 Hazardous Materials Emergency Preparedness Grant | 20.703 | 2/27/2023 | \$353,475 | \$88,369 | N | 10/1/2022 | 9/30/2025 | | |
| HSEM | 2023 Nonprofit Security Grant Program - competitive | 97.008 | 5/1/2023 | \$3,144,579 | \$0 | N | 9/1/2023 | 8/31/2026 | | |
| HSEM | 2023 Emergency Operations Center Grant Program | 97.052 | 4/14/2023 | \$218,054 | \$0 | N | 6/1/2023 | 5/31/2023 | | |
| HSEM | 2023 Homeland Security Grant Program | 97.067 | 5/5/2023 | \$4,847,500 | \$0 | N | 9/1/2023 | 8/31/2023 | | |
| HSEM | 2023 Emergency Management Performance Grant | 97.042 | 5/18/2023 | \$4,686,295 | \$44,686,295 | N | 10/1/2022 | 9/30/2025 | | |
| HSEM | Public Assistance 4732 Flooding | 97.036 | 4/24/2023 | \$5,008,745 | \$1,669,582 | N | 8/25/2023 | 8/25/2027 | | |
| HSEM | Hazard Mitigation 4732 Spring Flooding | 97.039 | 4/24/2023 | \$1,284,005 | \$321,001 | N | 8/25/2023 | 8/25/2028 | | |
| HSEM | 2023 Legislative Pre-Disaster Mitigation (competitive) | 97.047 | 3/1/2023 | \$3,140,156 | \$996,875 | N | 9/25/2023 | 9/25/2026 | | |
| HSEM | 2023 Building Resilience Infrastructure and Communities (BRIC) (competitive) | 97.047 | 4/26/2023 | \$0 | \$0 | N | 10/16/2023 | 10/16/2027 | | |

2023 Competitive-Noncompetitive Grant Report
Report Required by Iowa Code Section 8.9
Iowa Department of Management
Source: Data submitted by State Agencies

| State Agency | Title of Application | CFDA # if known | Application Date | Amount Awarded | Match Amount | MOE Required Y/N | Funding Start Date | Funding End Date | # of FTE's Associated with Grant | Notes |
|----------------------|---|--------------------|---------------------|---------------------|---------------------|------------------------|-----------------------|---------------------|--|-------|
| HSEM | 2023 Flood Mitigation Assistance (FMA) (competitive) | 97.029 | 4/26/2023 | \$0 | \$0 | N | 10/16/2023 | 10/16/2027 | | |
| HSEM | Public Assistance 4642 Severe Storms | 97.036 | 12/15/2021 | \$5,231,843 | \$523,184 | N | 2/23/2022 | 2/23/2026 | | |
| HSEM | Hazard Mitigation 4642 Severe Storms | 97.039 | 12/15/2021 | \$1,448,377 | \$144,838 | N | 2/23/2022 | 2/23/2026 | | |
| HSEM | 2021 Building Resilience Infrastructure and Communities (BRIC) (competitive) | 97.047 | 9/13/2021 | \$1,384,056 | \$291,654 | N | 9/13/2021 | 9/13/2025 | | |
| HSEM | 2022 Building Resilience Infrastructure and Communities (BRIC) (competitive) | 97.047 | 9/30/2022 | \$67,000 | \$16,750 | N | 9/30/2022 | 9/30/2026 | | |
| Subtotal HSEM | | | | \$30,814,086 | \$48,738,547 | | | | | |
| DHR | OJJDP Combined FY21&FY22 PREA funds | 16.735 | 6/12/2023 | \$10,231 | \$0 | N | 10/1/2022 | 9/30/2024 | 0 | |
| DHR | OJJDP FY 2023 Title II Formula Grants | | 8/7/2023 | \$600,000 | \$60,000 | N | 10/1/2023 | 9/30/2027 | 1 | |
| DHR | FY 2023 State Justice Statistics program | 16.55 | 4/17/2023 | \$225,000 | \$0 | N | 1/1/2024 | 12/31/2024 | 1.25 | |
| DHR | Environmental Justice Government-to- Government Program (EJG2G) | 66.312 | 4/13/2023 | \$1,000,328 | \$0 | N | 12/1/2023 | 9/30/2026 | 0.1 | |
| Subtotal DHR | | | | \$1,835,559 | \$60,000 | | | | | |
| Human Services | Access & Visitation | | | \$100,000 | | N/A No | 10/1/2022 | 9/30/2023 | 0 | |
| Human Services | Adoption Assistance (Title IV-E) | | | \$12,934,546 | | N/A No | 10/1/2020 | 9/30/2022 | 0 | |
| Human Services | Adoption Assistance (Title IV-E) | | | \$38,796,034 | | N/A No | 10/1/2022 | 9/30/2023 | 0 | |
| Human Services | Adoption Incentive Program | | | \$1,360,500 | | N/A No | 10/1/2021 | 9/30/2025 | 0 | |
| Human Services | CFSP | | | \$305,476 | | N/A No | 10/1/2022 | 9/30/2023 | 0 | |
| Human Services | Chafee Foster Care Program for Successful Transition to Adulthood | | | -\$1,183,036 | | N/A No | 10/1/2020 | 9/30/2022 | 0 | |
| Human Services | Child Care & Development Fund - Discretionary | | | \$8,764,874 | | N/A Yes | 10/1/2021 | 9/30/2024 | 0 | |
| Human Services | Child Care & Development Fund - Discretionary | | | \$62,695,075 | | N/A Yes | 10/1/2022 | 9/30/2025 | 0 | |
| Human Services | Child Care & Development Fund - Mandatory | | | \$8,507,792 | | N/A Yes | 10/1/2021 | 9/30/2025 | 0 | |
| Human Services | Child Care & Development Fund - Matching | | | \$21,628,996 | | N/A Yes | 10/1/2021 | 9/30/2025 | 0 | |
| Human Services | Child Support (IV-D) | | | \$5,904,372 | | N/A No | 10/1/2021 | 9/30/2022 | 0 | |
| Human Services | Child Support (IV-D) | | | \$21,595,564 | | N/A No | 10/1/2022 | 9/30/2023 | 0 | |
| Human Services | Child Support (IV-D) Incentive Payments | | | \$125,301 | | N/A No | 7/1/2021 | 9/30/2021 | 0 | |
| Human Services | Child Support (IV-D) Incentive Payments | | | \$1,750,000 | | N/A No | 7/1/2022 | 9/30/2022 | 0 | |
| Human Services | Child Support (IV-D) Incentive Payments | | | \$5,250,000 | | N/A No | 10/1/2022 | 6/30/2023 | 0 | |
| Human Services | Child Welfare (IV-B) | | | \$28,805 | | N/A No | 10/1/2021 | 9/30/2023 | 0 | |
| Human Services | Child Welfare (IV-B) | | | \$2,894,987 | | N/A No | 10/1/2022 | 9/30/2024 | 0 | |

2023 Competitive-Noncompetitive Grant Report
Report Required by Iowa Code Section 8.9
Iowa Department of Management
Source: Data submitted by State Agencies

| State Agency | Title of Application | CFDA # if known | Application Date | Amount Awarded | Match Amount | MOE | Funding Start Date | Funding End Date | # of FTE's Associated with Grant | Notes |
|----------------|--|--------------------|---------------------|-----------------|--------------|-----------------|-----------------------|---------------------|--|----------------|
| | | | | | | Required Y/N | | | | |
| Human Services | Children's Justice Act | | | \$190,201 | N/A | No | 10/1/2021 | 9/30/2025 | 0 | |
| Human Services | Community Mental Health Block Grant | | | \$7,739,414 | N/A | No | 10/1/2022 | 9/30/2024 | 0 | |
| Human Services | Community Mental Health Block Grant | | | \$621,948 | N/A | No | 10/17/2022 | 10/16/2024 | 0 | |
| Human Services | Crisis Counseling | | | -\$51,781 | N/A | No | 9/9/2020 | 6/10/2022 | 0 | |
| Human Services | Developmental Disabilities | | | \$774,176 | N/A | No | 10/1/2022 | 9/30/2024 | 0 | |
| Human Services | E&T 50% | | | \$26,426 | N/A | No | 10/1/2021 | 9/30/2023 | 0 | |
| Human Services | E&T 100% Admin | | | \$616,141 | N/A | No | 10/1/2021 | 9/30/2023 | 0 | |
| Human Services | E&T Participant Costs x390 | | | \$248,681 | N/A | No | 10/1/2021 | 9/30/2023 | 0 | |
| Human Services | Education and Training Vouchers | | | \$462,110 | N/A | No | 10/1/2021 | 9/30/2024 | 0 | |
| Human Services | Expanding DD Councils Access to COVID 19 Vaccines | | | -\$4,746 | N/A | No | 4/1/2021 | 9/30/2022 | 0 | |
| Human Services | Family Resources | | | \$639,603 | N/A | No | 10/1/2021 | 9/30/2024 | 0 | |
| Human Services | Foster Care (Title IV-E) | | | \$17,409,980 | N/A | No | 10/1/2020 | 9/30/2023 | 0 | |
| Human Services | Guardianship | | | \$239,505 | N/A | No | 10/1/2021 | 9/30/2023 | 0 | |
| Human Services | Health Information Technology (HIT) Administrative Payments | | | \$266,797 | N/A | No | 10/1/2021 | 9/30/2022 | 0 | |
| Human Services | Independent Living | | | \$1,380,917 | N/A | No | 10/1/2021 | 9/30/2024 | 0 | |
| Human Services | Kinship Navigator Programs | | | \$200,000 | N/A | No | 10/1/2021 | 9/30/2023 | 0 | |
| Human Services | Medical Administration | | | \$91,407,010 | N/A | No | 1/1/2022 | 6/30/2023 | 0 | |
| Human Services | Medical Program | | | \$4,964,918,881 | N/A | No | 1/1/2022 | 6/30/2023 | 0 | |
| Human Services | Money Follows the Person | | | \$18,710,639 | N/A | No | 1/1/2007 | 9/30/2027 | 0 | |
| Human Services | Child Abuse Basic | | | \$1,048,191 | N/A | No | 10/1/2021 | 9/30/2027 | 0 | |
| Human Services | Nutrition Education | | | \$3,041,925 | N/A | No | 10/1/2022 | 9/30/2025 | 0 | |
| Human Services | P-EBT Grants to States | | | -\$388,788 | N/A | No | 10/1/2021 | 9/30/2023 | 0 | |
| Human Services | OSCE (REACH) | | | -\$14,181 | N/A | No | 9/30/2016 | 9/29/2017 | 0 | |
| Human Services | PATH | | | \$346,662 | N/A | No | 7/1/2022 | 6/30/2023 | 0 | Amount pending |
| Human Services | Preventative Services (DCFE) | | | \$4,421,261 | N/A | No | 10/1/2021 | 9/30/2023 | 0 | Amount pending |
| Human Services | Promoting Safe & Stable Families | | | \$2,540,874 | N/A | No | 10/1/2021 | 9/30/2024 | 0 | Amount pending |
| Human Services | Promoting Safe & Stable Families - Case Worker | | | \$151,558 | N/A | No | 10/1/2022 | 9/30/2024 | 0 | Amount pending |
| Human Services | Refugee Cash & Medical Administrative | | | \$2,190,857 | N/A | No | 10/1/2020 | 9/30/2023 | 0 | |
| Human Services | Refugee Social Services | | | \$7,928,436 | N/A | No | 10/1/2018 | 9/30/2024 | 0 | |
| Human Services | Refugee Health Promotion | | | -\$40,166 | N/A | No | 8/15/2019 | 8/14/2020 | 0 | |
| Human Services | SNAP Administration | | | \$26,539,252 | N/A | No | 10/1/2021 | 9/30/2023 | 0 | |
| Human Services | SNAP Contingency | | | \$2,824,067 | N/A | No | 10/1/2021 | 9/30/2023 | 0 | |
| Human Services | Social Services Block Grant | | | \$3,836,109 | N/A | No | 10/1/2021 | 9/30/2023 | 0 | |
| Human Services | Social Services Block Grant | | | \$11,481,253 | N/A | No | 10/1/2022 | 9/30/2024 | 0 | |

2023 Competitive-Noncompetitive Grant Report
Report Required by Iowa Code Section 8.9
Iowa Department of Management
Source: Data submitted by State Agencies

| State Agency | Title of Application | CFDA # if known | Application Date | Amount Awarded | Match Amount | MOE | Funding Start Date | Funding End Date | # of FTE's Associated with Grant | Notes |
|--------------------------------|--|--------------------|---------------------|------------------------|--------------------|-----------------|-----------------------|---------------------|--|--|
| | | | | | | Required Y/N | | | | |
| Human Services | State Children's Health Insurance Program | | | \$155,944,494 | N/A | No | 10/1/2021 | 9/30/2024 | 0 | |
| Human Services | State Exchange Regular | | | \$4,359 | N/A | No | 10/1/2021 | 9/30/2022 | 0 | |
| Human Services | Survey & Certification | | | \$3,664,961 | N/A | No | 4/1/2022 | 6/30/2023 | 0 | |
| Human Services | TEFAP Reach & Resiliency | | | \$1,417,046 | N/A | No | 6/13/2022 | 6/30/2025 | 0 | |
| Human Services | State Exchange E & T | | | \$4,609 | N/A | No | 10/1/2021 | 9/30/2023 | 0 | |
| Human Services | TEFAP and TEFAP Farm Bill | | | \$1,025,375 | N/A | No | 10/1/2022 | 9/30/2023 | 0 | |
| Human Services | TEFAP Farm to Food Bank | | | \$37,898 | N/A | No | 10/1/2022 | 9/30/2023 | 0 | |
| Human Services | Temporary Assistance for Needy Families | | | \$32,102,227 | N/A | Yes | 10/1/2021 | 9/30/2022 | 0 | |
| Human Services | Temporary Assistance for Needy Families | | | \$96,965,023 | N/A | Yes | 10/1/2022 | 9/30/2023 | 0 | |
| | TANF Pandemic Emergency Assistance Funds- | | | | | | | | | |
| Human Services | ARPA | | | \$744,995 | N/A | Yes | 10/1/2022 | 9/30/2024 | 0 | |
| Human Services | CCBHC | | | \$458,333 | N/A | No | 4/30/2022 | 4/29/2024 | 0 | |
| Human Services | ARP ELDER ABUSE | | | \$1,567,993 | N/A | No | 8/1/2021 | 9/30/2024 | 0 | |
| Human Services | CCBHC | | | \$1,000,000 | N/A | No | 3/31/2023 | 3/30/2024 | 0 | |
| Subtotal Human Services | | | | \$5,658,099,810 | | | | | | |
| Justice | OVW 2023 STOP VAWA | 16.588 | 9/13/2023 | \$1,908,936 | \$397,622 | N | 7/1/2023 | 6/30/2025 | 1 | |
| Justice | OVW 2023 Sexual Assault Services | 16.017 | 8/22/2023 | \$857,935 | \$0 | N | 8/1/2023 | 7/31/2025 | 0.5 | |
| Justice | OVC FY2023 VOCA Victim Assistance | 16.575 | 8/23/2023 | \$13,070,205 | \$3,104,174 | N | 10/1/2022 | 9/30/2026 | 6 | |
| Justice | OVC FY2023 VOCA Victim Compensation | 16.576 | 8/23/2023 | \$1,989,000 | \$0 | N | 10/1/2022 | 9/30/2026 | 1.5 | |
| Justice | Family Violence Prevention & Services | 93.671 | 9/19/2023 | \$1,609,076 | \$382,156 | N | 10/1/2022 | 9/30/2024 | 1 | |
| Subtotal Justice | | | | \$19,435,152 | \$3,883,952 | | | | | |
| DOM / DoIT | ACP Outreach Grant Program | 32.011 | 6/30/2023 | \$399,704 | \$0 | N | 9/1/2023 | 8/31/2024 | 0.3 | |
| Subtotal DOM/DoIT | | | | \$399,704 | \$0 | | | | | |
| DNR | Iowa Partners for Conservation (IPC 23) | 10.902 | 5/25/2023 | \$1,260,000 | \$159,390 | N | 9/22/2023 | 8/30/2028 | | |
| DNR | Support Urban Species of Greater | 15.634 | 2/15/2023 | \$245,176 | \$82,395 | N | | | | |
| DNR | IA FY23 Spongy Moth Survey | 10.025 | 2/15/2023 | \$20,000 | \$0 | N | 4/18/2023 | 4/15/2024 | | |
| DNR | Walnut Twig Beetle Survey | 10.025 | 3/22/2023 | \$20,000 | \$0 | N | 4/17/2023 | 4/1/2024 | | Requested amt; award notification is TBD |
| DNR | Mississippi Monitoring | 15.978 | 2/10/2023 | \$584,053 | \$0 | N | 10/1/2022 | 9/30/2024 | | |
| DNR | Iowa Wildlife Action Plan Revision Assistance 2023-2025 | 15.634 | 6/14/2023 | \$84,452 | \$28,151 | N | 10/1/2023 | 9/30/2025 | | |
| DNR | Performance Partnership Grant (2023 partial) | 66.605 | 09/27/21 | \$1,183,121 | N/A | Y | 10/01/21 | 09/30/23 | N/A | |
| DNR | Performance Partnership Grant (2023 partial) | 66.605 | 09/27/21 | \$2,420,470 | N/A | Y | 10/01/21 | 09/30/23 | N/A | |

2023 Competitive-Noncompetitive Grant Report
Report Required by Iowa Code Section 8.9
Iowa Department of Management
Source: Data submitted by State Agencies

| State Agency | Title of Application | CFDA # if known | Application Date | Amount Awarded | Match Amount | MOE Required Y/N | Funding Start Date | Funding End Date | # of FTE's Associated with Grant | Notes |
|--------------|--|-----------------|------------------|----------------|--------------|------------------|--------------------|------------------|----------------------------------|-------|
| DNR | CWA Section 604b Base & BIL Water Quality Management Planning (2023) | 66.454 | 09/30/22 | \$417,000 | \$0 | N | 10/01/22 | 06/30/27 | 0.85 | |
| DNR | Brownfield BIL State Response (2022) | 66.817 | 12/09/22 | \$300,000 | \$0 | N | 10/01/22 | 12/31/23 | 0.25 | |
| DNR | Leaking Underground Storage Tanks Clean-up (2023) | 66.805 | 01/19/23 | \$773,555 | \$85,951 | N | 04/01/23 | 03/31/26 | 5 | |
| DNR | Groundwater Monitoring Network (2023) | 15.980 | 01/25/23 | \$27,444 | \$0 | N | 07/01/23 | 06/30/25 | 0.25 | |
| DNR | Supplemental 106 Monitoring (2022 partial) | 66.419 | 01/26/23 | \$132,300 | \$0 | N | 10/01/22 | 12/31/25 | 0 | |
| DNR | PM2.5 Air Quality Monitoring (2023) | 66.034 | 03/22/23 | \$496,679 | \$0 | N | 04/01/23 | 03/31/25 | 0 | |
| DNR | Supplemental 106 Monitoring (2023) | 66.419 | 03/23/23 | \$306,997 | \$0 | N | 10/01/22 | 12/31/25 | 0 | |
| DNR | Brownfield State Response (2023) amended | 66.817 | 04/03/23 | \$520,000 | \$0 | N | 07/01/21 | 06/30/24 | 1.95 | |
| DNR | Brownfield BIL State Response (2023) amended | 66.817 | 04/15/23 | \$117,700 | \$0 | N | 10/01/22 | 12/31/24 | 0.35 | |
| DNR | Air Monitoring Network IRA (2023) | 66.034 | 04/17/23 | \$173,267 | \$0 | N | 07/01/23 | 06/30/25 | 0 | |
| DNR | Performance Partnership Grant (2023 final) | 66.605 | 05/08/23 | \$2,452,930 | | | | | N/A | |
| DNR | Iowa IJA SWIFR Grant (2023) | 66.920 | 05/26/23 | \$511,502 | \$0 | N | 10/01/23 | 09/30/26 | 0 | |
| DNR | Cooperating Technical Partners (2023) | 97.045 | 06/01/23 | \$2,053,323 | \$0 | N | 08/29/23 | 09/28/27 | 1.1 | |
| DNR | Community Assistance Program - State Support Services (2023) | 97.023 | 06/07/23 | \$343,618 | | N | 07/01/23 | 06/30/24 | 3 | |
| DNR | Superfund Combined (2023) amended | 66.802 | 06/08/23 | \$480,822 | \$6,817 | N | 07/01/18 | 06/30/24 | 1.75 | |
| DNR | Underground Storage Tank Operations (2023) | 66.804 | 06/21/23 | \$100,000 | \$33,333 | N | 10/01/23 | 09/30/26 | 1.5 | |
| DNR | Underground Storage Tank Prevention (2023) | 66.804 | 06/21/23 | \$292,263 | \$97,421 | N | 10/01/23 | 09/30/26 | 3.25 | |
| DNR | DWSRF BIL Lead Service Lines (2022) | 66.468 | 06/22/23 | \$44,913,000 | \$0 | N | 09/01/23 | 09/30/26 | 0 | |
| DNR | DWSRF BIL PFAS/Emerging Contaminants (2022) | 66.468 | 06/22/23 | \$11,969,000 | \$0 | N | 09/01/23 | 09/30/26 | 0 | |
| DNR | CWSRF BIL PFAS/Emerging Contaminants (2022) | 66.458 | 06/22/23 | \$1,265,000 | \$0 | N | 09/01/23 | 09/30/26 | 0 | |
| DNR | DWSRF Capitalization Grant (2023) amended | 66.468 | 06/23/23 | \$160,000 | \$32,000 | N | 09/01/22 | 09/30/25 | 0 | |
| DNR | CWA Section 319h Non-point Source Management (2023) | 66.46 | 06/29/23 | \$3,852,000 | \$2,568,000 | N | 10/01/23 | 09/30/28 | 12.5 | |
| DNR | National Dam Safety Program (2023) | 97.041 | 07/20/23 | \$294,076 | \$0 | N | 09/14/23 | 09/13/24 | 2.35 | |

2023 Competitive-Noncompetitive Grant Report
Report Required by Iowa Code Section 8.9
Iowa Department of Management
Source: Data submitted by State Agencies

| State Agency | Title of Application | CFDA # if known | Application Date | Amount Awarded | Match Amount | MOE Required Y/N | Funding Start Date | Funding End Date | # of FTE's Associated with Grant | Notes |
|---------------------|---|--------------------|---------------------|----------------------|---------------------|------------------------|-----------------------|---------------------|--|-------------------------------|
| DNR | CWSRF Capitalization Grant (2023) | 66.458 | 08/08/23 | \$10,152,000 | \$2,030,400 | N | 09/01/23 | 09/30/26 | 3 | |
| DNR | CWSRF BIL General Supplemental (2023) | 66.458 | 08/08/23 | \$28,210,000 | \$2,821,000 | N | 09/01/23 | 09/30/23 | 6 | |
| DNR | Performance Partnership Grant (2024-2025) | 66.605 | 09/19/23 | | | Y | | | | |
| DNR | DWSRF Capitalization Grant (2023) | 66.468 | 09/22/23 | | | N | | | | |
| DNR | DWSRF BIL General Supplemental (2023) | 66.468 | 09/22/23 | | | N | | | | |
| DNR | CWA Section 604b Base & BIL Water Quality Management Planning (2024) | 66.454 | 09/26/23 | | | N | | | | |
| DNR | Iowa FY24 Fisheries Research | 15.605 | 3/17/2023 | \$934,498 | \$311,500 | N | 7/1/2023 | 6/30/2024 | | |
| DNR | Iowa FY24 Fish Culture | 15.605 | 3/9/2023 | \$2,578,040 | \$859,347 | N | 7/1/2023 | 6/30/2024 | | |
| DNR | Iowa FY24 F&W Management | 15.611 | 3/24/2023 | \$8,100,000 | \$3,813,326 | N | 7/1/2023 | 6/30/2024 | | |
| DNR | Iowa FY24 Wildlife Research and Surveys | 15.611 | 3/6/2023 | \$915,585 | \$305,195 | N | 7/1/2023 | 6/30/2024 | | |
| DNR | Iowa FY24 Boone Co R3 land acq | 15.611 | 7/20/2023 | \$425,250 | \$150,750 | N | 10/1/2023 | 9/30/2025 | 0 | |
| DNR | IA FY24 Hunter Education | 15.611 | 3/15/2023 | \$1,423,618 | \$474,593 | N | 7/1/2023 | 6/30/2024 | | |
| DNR | Iowa-2022 BIG Tier 1-Dubuque Marina | 15.622 | 9/8/2021 | \$200,000 | \$66,700 | N | 8/1/2023 | 12/31/2024 | 0 | |
| DNR | Iowa ANS Management FFY23 | 15.608 | 5/15/2023 | \$95,023 | \$27,283 | N | 1/1/2024 | 12/31/2024 | 0 | |
| DNR | Removal of Steamboat Rock Dam on the Iowa River, Iowa | 15.685 | 10/30/2023 | \$1,000,000 | \$600,000 | N | 1/1/2024 | 12/31/2028 | 0 | Through continuing resolution |
| DNR | Iowa Des Moines Lobe Wetland Initiative II | 15.623 | 2/24/2022 | \$1,000,000 | \$2,515,500 | N | 10/1/2023 | 9/30/2026 | 0 | date |
| DNR | Three-Mile Lake Fish Habitat Project | 15.686 | 6/9/2023 | \$40,000 | \$40,000 | N | 7/1/2023 | 6/30/2025 | 0 | Balance due to states |
| DNR | Wetland Restoration in PPJV Priority Areas of the Iowa Wetland Management District | 15.654 | 6/7/2023 | \$162,534 | \$0 | N | 7/1/2023 | 12/31/2025 | 0 | |
| Subtotal DNR | | | | \$133,006,296 | \$17,109,052 | | | | | |
| DPS | Iowa ICAC Task Force | 16.543 | 9/8/2023 | \$442,013 | \$0 | N | 10/1/2023 | 9/30/2024 | 0 | |
| DPS | National Criminal History Record Improvement (NCHIP) | 16.554 | 2/16/2023 | \$1,200,000 | \$0 | N | 6/1/2023 | 9/30/2024 | 0 | |
| DPS | Residential Substance Abuse (RSAT) | 16.593 | 8/2/2023 | \$422,329 | \$140,776 | N | 10/1/2023 | 9/30/2027 | 0.25 | |
| DPS | Project Safe Neighborhood (PSN) Northern District | 16.609 | 4/4/2023 | \$94,718 | \$0 | N | 10/1/2023 | 9/30/2026 | 0.1 | |
| DPS | Project Safe Neighborhood (PSN) Southern District | 16.609 | 4/4/2023 | \$122,335 | \$0 | N | 10/1/2023 | 9/30/2026 | 0.1 | |
| DPS | Byrne Justice Assistance Grant (JAG) | 16.738 | 8/29/2023 | \$2,178,973 | \$0 | N | 10/1/2023 | 9/30/2026 | 1.3 | |
| DPS | JAG Sex Offender Registration Act (SORNA) | 16.738 | 8/11/2023 | \$0 | \$0 | | 10/1/2023 | 9/30/2025 | 0 | |
| DPS | State Crisis Intervention Program (SCIP) | 16.738 | 1/3/2023 | \$2,478,792 | \$0 | N | 10/1/2022 | 9/30/2026 | 0.82 | |

2023 Competitive-Noncompetitive Grant Report
Report Required by Iowa Code Section 8.9
Iowa Department of Management
Source: Data submitted by State Agencies

| State Agency | Title of Application | CFDA # if known | Application Date | Amount Awarded | Match Amount | MOE Required Y/N | Funding Start Date | Funding End Date | # of FTE's Associated with Grant | Notes |
|--------------|--|--------------------|---------------------|----------------|--------------|------------------------|-----------------------|---------------------|--|-------|
| DPS | Capacity Enhancement for Backlog Reduction (CEBR) | 16.741 | 3/27/2023 | \$968,753 | \$0 | N | 10/1/2023 | 9/30/2025 | 3 | |
| DPS | Coverdell Forensic Science | 16.742 | 5/24/2023 | \$312,708 | \$0 | N | 10/1/2023 | 9/30/2025 | 0.2 | |
| DPS | John R. Justice (JRJ) | 16.816 | 7/13/2023 | \$90,276 | \$0 | | 10/1/2023 | 9/30/2025 | 0.1 | |
| DPS | FY24 MCSAP Grant Program | 20.218 | 8/18/2023 | | \$373,871 | Y | 10/1/2023 | 9/30/2026 | 100 | |
| DPS | Section 405b Occupant Protection High Belt Use | 20.616 | 2/14/2023 | \$511,802 | \$204,721 | Y | 10/1/2022 | 9/30/2023 | 0 | |
| DPS | Section 405c Data Program | 20.616 | 2/14/2023 | \$567,921 | \$227,168 | Y | 10/1/2022 | 9/30/2023 | 0 | |
| DPS | Section 405d Impaired Driving | 20.616 | 2/14/2023 | \$2,023,064 | \$809,225 | Y | 10/1/2022 | 9/30/2023 | 0 | |
| DPS | Section 405d 24-7 Soberiety | 20.616 | 2/14/2023 | \$61,049 | \$24,420 | Y | 10/1/2022 | 9/30/2023 | 0 | |
| DPS | Section 405f Motorcycle Safety Grant | 20.616 | 2/14/2023 | \$62,116 | \$24,846 | Y | 10/1/2022 | 9/30/2023 | 0 | |
| DPS | Section 405b Occupant Protection High Belt Use | 20.616 | 11/30/2023 | \$131,902 | \$52,761 | Y | 10/1/2022 | 9/30/2023 | 0 | |
| DPS | Section 405b Occupant Protection High Belt Use | 20.616 | 11/30/2023 | \$40,870 | \$16,348 | Y | 10/1/2022 | 9/30/2023 | 0 | |
| DPS | Section 405c Data Program | 20.616 | 11/30/2023 | \$146,365 | \$58,546 | Y | 10/1/2022 | 9/30/2023 | 0 | |
| DPS | Section 405c Data Program | 20.616 | 11/30/2023 | \$45,351 | \$18,141 | Y | 10/1/2022 | 9/30/2023 | 0 | |
| DPS | Section 405d Impaired Driving | 20.616 | 11/30/2023 | \$521,330 | \$208,532 | Y | 10/1/2022 | 9/30/2023 | 0 | |
| DPS | Section 405d Impaired Driving | 20.616 | 11/30/2023 | \$161,994 | \$64,798 | Y | 10/1/2022 | 9/30/2023 | 0 | |
| DPS | Section 405d 24-7 Soberiety | 20.616 | 11/30/2023 | \$15,732 | \$6,293 | Y | 10/1/2022 | 9/30/2023 | 0 | |
| DPS | Section 405d 24-7 Soberiety | 20.616 | 11/30/2023 | \$4,888 | \$1,955 | Y | 10/1/2022 | 9/30/2023 | 0 | |
| DPS | Section 405f Motorcycle Safety Grant | 20.616 | 11/30/2023 | \$16,009 | \$6,403 | Y | 10/1/2022 | 9/30/2023 | 0 | |
| DPS | Section 405f Motorcycle Safety Grant | 20.616 | 11/30/2023 | \$4,960 | \$1,984 | Y | 10/1/2022 | 9/30/2023 | 0 | |
| DPS | STOP | 93.243 | 2/12/2023 | \$60,000 | \$0 | N | 9/30/2023 | 9/29/2024 | 0.1 | |
| DPS | Drug Free Communities | 93.276 | 3/1/2023 | \$125,000 | \$125,000 | N | 9/30/2023 | 9/29/2024 | 0.1 | |
| DPS | De-escalation Virtual Reality Training | 16.710 | 5/22/2023 | \$285,000 | \$0 | N | 1/1/2024 | 3/1/2025 | 0 | |
| DPS | Law Enforcement Mental Health & Wellness Program | 16.710 | 4/21/2023 | \$0 | \$0 | N | 10/2/2023 | 10/2/2025 | 0 | |
| DPS | Body-worn Camera Policy and Implementation Program | 16.835 | 4/7/2023 | \$1,225,000 | \$1,225,000 | N | 10/1/2023 | 9/30/2026 | 0 | |
| DPS | HP-CMV (Multi-Agency Strike Force) | 20.237 | 4/2/2023 | \$2,000,000 | \$0 | N | 9/1/2023 | 9/30/2025 | 67 | |
| DPS | Section 402 Federal Highway Safety Program | 20.600 | 2/14/2023 | \$3,816,916 | \$1,526,767 | Y | 10/1/2022 | 9/30/2023 | 12 | |
| DPS | Section 402 Federal Highway Safety Program | 20.600 | 2/14/2023 | \$238,631 | \$95,452 | Y | 10/1/2022 | 9/30/2023 | 12 | |
| DPS | Section 402 Federal Highway Safety Program | 20.600 | 2/14/2023 | \$19,310 | \$7,724 | Y | 10/1/2022 | 9/30/2023 | 12 | |

2023 Competitive-Noncompetitive Grant Report
Report Required by Iowa Code Section 8.9
Iowa Department of Management
Source: Data submitted by State Agencies

| State Agency | Title of Application | CFDA # if known | Application Date | Amount Awarded | Match Amount | MOE Required Y/N | Funding Start Date | Funding End Date | # of FTE's Associated with Grant | Notes |
|---|--|--------------------|---------------------|---------------------|--------------------|------------------------|-----------------------|---------------------|--|-------|
| DPS | Section 402 Federal Highway Safety Program | 20.600 | 11/30/2023 | \$994,471 | \$397,789 | Y | 10/1/2022 | 9/30/2023 | 12 | |
| DPS | Section 402 Federal Highway Safety Program | 20.600 | 11/30/2023 | \$262,008 | \$104,803 | Y | 10/1/2022 | 9/30/2023 | 12 | |
| DPS | HIDTA | 95.001 | 3/23/2023 | \$2,216,206 | \$0 | N | 1/1/2023 | 12/31/2024 | 6 | |
| Subtotal DPS | | | | \$23,868,792 | \$5,723,323 | | | | | |
| IUB | PHMSA 2024 State Base Gas & Hazardous Liquid Grant | 20.700 | 9/28/2023 | \$1,373,657 | N/A | N | 1/1/2024 | 12/31/2024 | 14 | |
| IUB | State Damage Prevention Program Grants - 2023 | 20.720 | 4/28/2023 | \$97,001 | N/A | N | 10/1/2023 | 9/30/2024 | 15 | |
| IUB | PHMSA 2023 Pipeline Safety Program One Call Grant | 20.721 | 4/28/2023 | \$48,840 | N/A | N | 9/30/2023 | 9/29/2024 | 10 | |
| Subtotal IUB (includes ODCP, GTSB, CMVU) | | | | \$1,519,498 | \$0 | | | | | |
| IVA | Veterans Cemetery Grant Program | 64.203 | 6/28/2023 | TBD | | | | | | |
| Subtotal IVA | | | | \$0 | \$0 | | | | | |
| IWD | PY 2022 WIOA Adult Program Activities | 17.258 | 6/3/2022 | \$735,303 | N/A | N | 7/1/2022 | 6/30/2025 | 87 | |
| IWD | PY 2022 WIOA Dislocated Worker Program | 17.278 | 6/3/2022 | \$904,368 | N/A | N | 7/1/2022 | 6/30/2025 | 87 | |
| IWD | FY 2023 WIOA Adult Program Activities | 17.258 | 6/3/2022 | \$3,281,479 | N/A | N | 10/1/2022 | 9/30/2025 | 87 | |
| IWD | FY 2023 WIOA Dislocated Worker Program | 17.278 | 6/3/2022 | \$3,592,867 | N/A | N | 10/1/2022 | 9/30/2025 | 87 | |
| IWD | PY 2023 WIOA Youth Activities | 17.259 | 5/26/2023 | \$5,652,031 | N/A | N | 4/1/2023 | 6/30/2024 | 87 | |
| IWD | PY 2023 WIOA Adult Program Activities | 17.258 | 5/26/2023 | \$802,571 | N/A | N | 7/1/2023 | 6/30/2026 | 87 | |
| IWD | PY 2023 WIOA Dislocated Worker Program | 17.278 | 5/26/2023 | \$889,451 | N/A | N | 7/1/2023 | 6/30/2026 | 87 | |
| IWD | FY 22 Trade Adjustment Assistance (TAA) Program Training and Other Activities | 17.245 | 7/8/2022 | \$4,227,047 | N/A | N | 10/1/2021 | 9/30/2024 | 5 | |
| IWD | FY 23 Trade Adjustment Assistance (TAA) Program Training and Other Activities | 17.245 | 8/15/2023 | \$263,170 | N/A | N | 10/1/2022 | 9/30/2025 | 5 | |
| IWD | UIPL No. 11-23 Integrity Grant | 17.225 | 7/28/2023 | \$1,739,000 | \$0 | N | 9/1/2023 | 12/31/2025 | 19 | |
| IWD | FY 2023 ARPA-UI Tiger Team Grant | 17.225 | 8/18/2023 | \$267,019 | \$0 | N | 4/1/2023 | 12/31/2025 | | |
| IWD | American Rescue Plan - UI Tiger Team Grant | 17.225 | 3/10/2023 | \$2,714,781 | \$0 | N | 4/17/2023 | 3/31/2024 | 6 | |
| IWD | Iowa Foreign Labor Certification | 17.273 | 4/24/2023 | \$361,216 | \$0 | | 10/1/2023 | 9/30/2024 | 6 | |

2023 Competitive-Noncompetitive Grant Report
Report Required by Iowa Code Section 8.9
Iowa Department of Management
Source: Data submitted by State Agencies

| State Agency | Title of Application | CFDA # if known | Application Date | Amount Awarded | Match Amount | MOE Required Y/N | Funding Start Date | Funding End Date | # of FTE's Associated with Grant | Notes |
|---------------------|--|--------------------|---------------------|------------------------|----------------------|------------------------|-----------------------|---------------------|--|-------|
| IWD | PY 2023 Iowa Workforce Development SCSEP Application | 17.235 | 6/23/2023 | \$1,023,423 | \$113,714 | | 7/1/2023 | 6/30/2024 | 1 | |
| IWD | Iowa Workforce Development WOTC Funding Allotments for Fiscal Year 2023 | 17.271 | 11/16/2022 | \$48,591 | \$0 | | 10/1/2022 | 9/30/2024 | 3 | |
| IWD | Iowa Workforce Development WOTC 2023 | 17.271 | 4/13/2023 | \$170,185 | \$0 | | 10/1/2022 | 9/30/2024 | 3 | |
| IWD | Adult Education and Literacy | 84.002 | NA | \$4,413,447 | \$5,790,000 | Yes | 7/1/2023 | 9/30/2025 | 4 | |
| IWD | Work Opportunity Tax Credit (WOTC) Program Senior Community Service Employment Program | 17.271 | | \$218,776 | \$0 | No | 10/1/2022 | 9/30/2024 | 2 | |
| IWD | FY 2023 Foreign Labor Certification (FLC) Program | 17.235 | | \$1,023,423 | \$113,714 | No | 7/1/2023 | 6/30/2024 | 1 | |
| IWD | Wagner-Peyser Employment Services (ES) Program | 17.273 | | \$361,216 | \$0 | No | 10/1/2022 | 9/30/2025 | 4 | |
| IWD | "Growing an Organic, Diverse, High-Performing, High-Demand, and Dynamic Registered Apprenticeship Ecosystem in Iowa" | 17.285 | 5/1/2023 | \$669,827 | | N/A | 7/1/2023 | 6/30/2024 | 2 | |
| Subtotal IWD | | | | \$39,443,113 | \$6,017,428 | | | | | |
| Total | | | | \$5,957,658,090 | \$116,459,303 | | | | | |



Appendix E – Fee Project

Analysis of the Governor’s Budget Recommendations

The Fee Project acts as a reference guide to fees charged by departments and agencies. The information reflects FY 2021 and FY 2022 and, when possible, includes the number of persons who paid each fee and the amount of revenue generated by each fee. The information is reported by State agencies as of December 2022. The Fee Project workbooks for each subcommittee are available on each respective subcommittee webpage at the links listed below. Hard copies of these reports are available from the Fiscal Services Division upon request.

Administration and Regulation — www.legis.iowa.gov/docs/publications/FEES/1313507.xlsx

Agriculture and Natural Resources — www.legis.iowa.gov/docs/publications/FEES/1313425.xlsx

Economic Development — www.legis.iowa.gov/docs/publications/FEES/1313432.xlsx

Education — www.legis.iowa.gov/docs/publications/FEES/1313434.xlsx

Human Services — www.legis.iowa.gov/docs/publications/FEES/1313436.xlsx

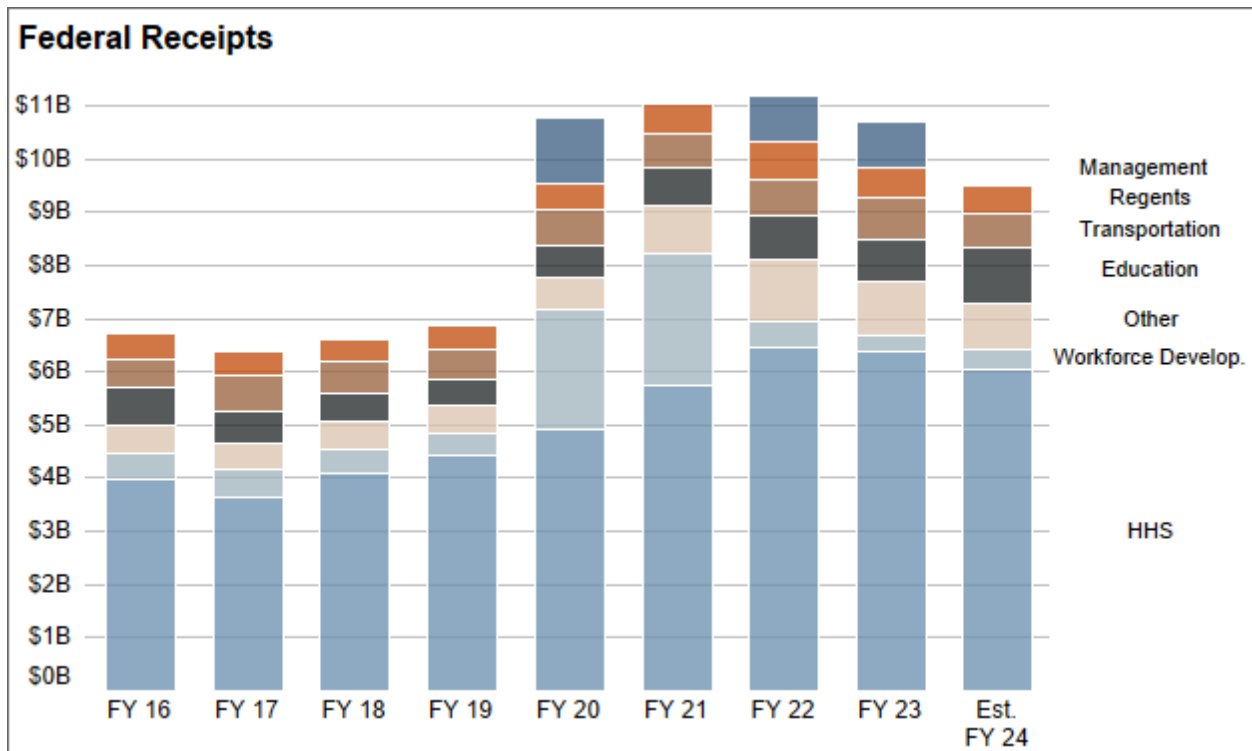
Justice System — www.legis.iowa.gov/docs/publications/FEES/1313438.xlsx

Transportation — www.legis.iowa.gov/docs/publications/FEES/1313287.xlsx

FY 2024 Federal Funds

Beginning in FY 2020, federal receipts received by the State of Iowa increased by \$3.895 billion compared to FY 2019 due to the COVID-19 pandemic. Prior to the pandemic, year-over-year increases ranged from \$100.0 million (FY 2017) to \$606.1 million (FY 2019). Federal receipts have remained elevated since FY 2020, though a decrease for estimated FY 2024 and FY 2025 is expected. For FY 2024, it is estimated that Iowa will receive a total of \$9.526 billion in federal funds. The majority of the federal funds received by the Department of Health and Human Services (HHS) are distributed to the Medicaid Program. **Figure 1** shows the major recipients of federal funds from FY 2016 to estimated FY 2024.

Figure 1



Note: Fiscal Years in **Figure 1** are on a state fiscal year.

Figure 2 provides a history of federal funds received by Iowa departments for FY 2021, FY 2022, and FY 2023 and includes estimated federal funds for FY 2024.

Figure 2

| Federal Receipts | | | | |
|---------------------------|---------------------------|---------------------------|---------------------------|------------------------------|
| (in millions) | | | | |
| | Actual FY 2021 | Actual FY 2022 | Actual FY 2023 | Estimated FY 2024 |
| Health and Human Services | 5,739.5 | 6,455.6 | 6,371.0 | 6,055.7 |
| Workforce Development | 2,473.4 | 475.8 | 321.8 | 367.2 |
| Education | 911.3 | 1,183.6 | 1,004.2 | 853.7 |
| Other | 721.2 | 815.6 | 805.9 | 1,050.5 |
| Transportation | 633.1 | 697.2 | 787.6 | 652.3 |
| Regents | 610.2 | 715.6 | 548.5 | 545.8 |
| Management | 0.5 | 852.2 | 851.6 | 1.0 |
| Total | 11,089.4 | 11,195.5 | 10,690.6 | 9,526.2 |

Federal Funds Tracking: Grants Enterprise Management System

The Iowa [Grants Enterprise Management System \(GEM\\$\)](#) is operated by the Department of Management (DOM) and is designed as a resource for State agencies and local governments for researching and applying for federal grant opportunities and tracking the award of funding, if granted. The System:

- Manages the reporting of grants applied for and received by State agencies.
- Posts State grants available for application.
- Manages State agency awards to government entities, nonprofit organizations, private businesses, and individuals. This includes the grant application, selection, award/contracting, monitoring, communications, modification, reporting, closeout, and financial management processes.

GEM\$ also enables State departments to collaborate on grants when possible. Agencies that used GEM\$ to report their awards in FY 2023 included:

- Department of Administrative Services
- Iowa Economic Development Authority
- Department of Education
- Department of Management
- Department of Homeland Security and Emergency Management
- Iowa Commission on Volunteer Service
- Governor’s Office of Drug Control Policy
- Department of Health and Human Services
- Department of Cultural Affairs
- Department of Public Defense
- Department of Public Safety
- Department of Justice
- Department of Corrections
- Iowa College Student Aid Commission
- Department of Agriculture and Land Stewardship
- Department of Natural Resources
- Attorney General
- Iowa Vocational Rehabilitation Services
- Civil Rights Commission
- Department for the Blind
- Department on Aging
- Department of Transportation
- Iowa Public Television
- Judicial Branch

Related Websites

Federal Funds Information for States: www.ffis.org

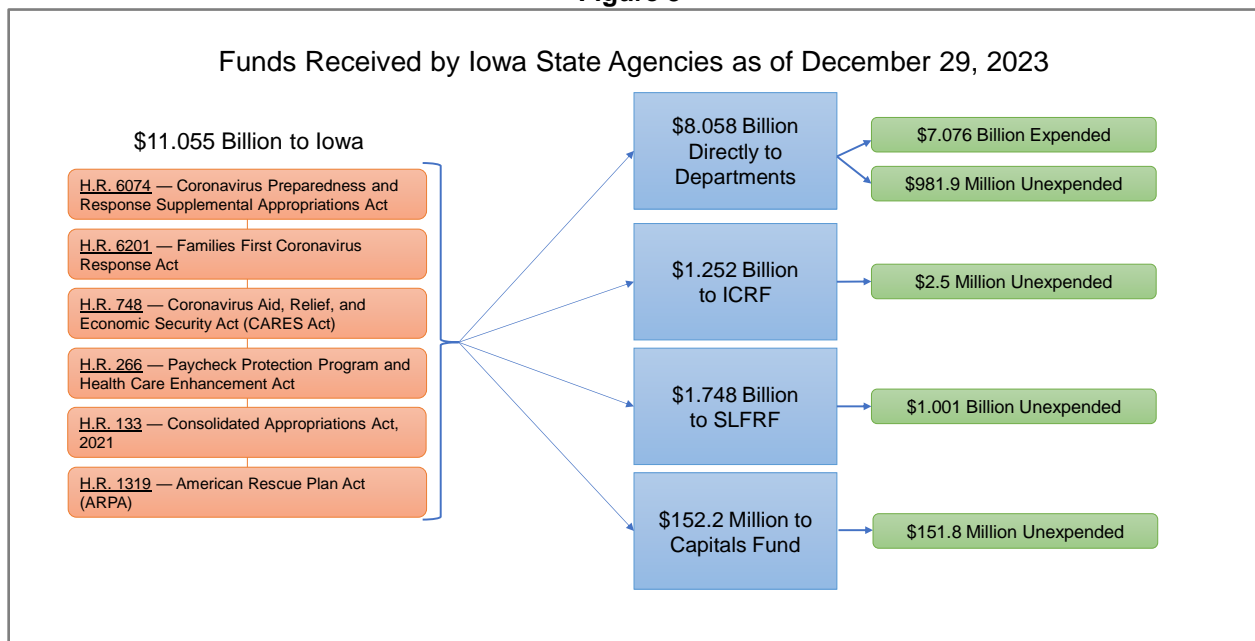
Government Accountability Office: www.gao.gov

CARES Act, ARPA, and Other Federal Stimulus Acts. In response to the COVID-19 pandemic, the federal government enacted six Acts in 2020 and 2021. Those Acts are:

- [H.R. 6074](#) — Coronavirus Preparedness and Response Supplemental Appropriations Act, enacted March 6, 2020.
- [H.R. 6201](#) — Families First Coronavirus Response Act, enacted March 18, 2020.
- [H.R. 748](#) — Coronavirus Aid, Relief, and Economic Security (CARES) Act, enacted March 27, 2020.
- [H.R. 266](#) — Paycheck Protection Program and Health Care Enhancement Act, enacted April 24, 2020.
- [H.R. 133](#) — Consolidated Appropriations Act, 2021, enacted December 27, 2020.
- [H.R. 1319](#) — American Rescue Plan Act of 2021 (ARPA), enacted March 11, 2021.

Through December 29, 2023, State agencies in Iowa have reported federal awards totaling \$11.055 billion related to the six Acts to address a wide variety of expenses related to the COVID-19 pandemic. Of this total, \$8.058 billion has been awarded directly to departments, \$1.252 billion was awarded to the Iowa Coronavirus Relief Fund (ICRF), \$1.748 billion was awarded to the Iowa Coronavirus State and Local Fiscal Recovery Fund (SLFRF) for the State and nonentitlement units of government, and \$152.2 million was awarded to the Coronavirus Capitals Fund. The **Appendix** at the end of the Federal Funds section details the \$8.058 billion awarded directly to State departments.

Figure 3



Of the \$8.058 billion in federal funds awarded directly to State departments, \$7.076 billion (87.8%) has been expended as of December 29, 2023. Of the total year-to-date expenses, \$2.993 billion (42.3%) has been expended for worker unemployment benefits. This figure does not include the funds from the ICRF and SLFRF allocated for this same purpose.

Total expenses from the programs that have expended the most funding are outlined in **Figure 4**. The majority of expenditures (78.8%) occurred from FY 2020 to FY 2022. Federal payments for unemployment insurance, which are separate from any payments made to unemployment insurance from the ICRF and SLFRF, were more than half of all expenses in FY 2020 (58.1%) and FY 2021 (55.8%). The Coronavirus Relief Fund was the second major program from which expenses were made and comprised 26.2% of expenditures in FY 2020 and 18.9% in FY 2021. Funding for the Medical Assistance Program (Medicaid) was a key piece of expenditures from federal funding. Expenditures made monthly are continued until the end of calendar year 2023. Although the Medical Assistance Program was the top program in expenses in FY 2023, consistent awards mean that expenses total \$1.257 billion and comprised 13.9% of expenditures. Beginning in FY 2022, two new programs established under ARPA began to contribute to total spending. The SLFRF has totaled \$750.2 million in expenses and will be one of the major programs in the future. The American Rescue Plan Elementary and Secondary School Emergency Relief Program also comprised a major source of expenses with a total of \$564.2 million.

Figure 4

| COVID-19 Aid Expenses by Top Eight Programs | | | | | | |
|--|------------------|------------------|------------------|------------------|----------------|------------------|
| (in millions) | | | | | | |
| | FY 2020 | FY 2021 | FY 2022 | FY 2023 | FY 2024 | Total |
| American Rescue Plan Elementary and Secondary School Emerg. Relief | \$0.0 | \$0.0 | \$176.0 | \$294.3 | \$93.8 | \$564.2 |
| Child Care and Development Block Grant | \$6.2 | \$62.6 | \$205.0 | \$137.9 | \$7.6 | \$419.3 |
| Coronavirus Relief Fund | \$553.3 | \$574.3 | \$104.5 | \$14.7 | \$0.0 | \$1,246.8 |
| Coronavirus State and Local Fiscal Recovery Fund | \$0.0 | \$0.0 | \$386.8 | \$253.3 | \$110.0 | \$750.2 |
| Elementary and Secondary School Emergency Relief Fund | \$64.4 | \$75.3 | \$221.5 | \$48.9 | \$5.9 | \$415.9 |
| Medical Assistance Program | \$136.6 | \$301.1 | \$322.0 | \$340.9 | \$156.9 | \$1,257.5 |
| National School Lunch Program | \$38.8 | \$59.2 | \$6.6 | \$27.3 | \$13.1 | \$145.1 |
| Other | \$86.4 | \$266.1 | \$543.6 | \$268.2 | \$117.0 | \$1,281.3 |
| Unemployment Insurance | \$1,228.0 | \$1,692.8 | \$64.6 | \$7.0 | \$0.3 | \$2,992.6 |
| Grand Total | \$2,113.8 | \$3,031.4 | \$2,030.7 | \$1,392.5 | \$504.6 | \$9,073.0 |

Note: This figure reflects expenses that occurred between July 1 and June 30 without regard to accrual adjustments.

Figure 5

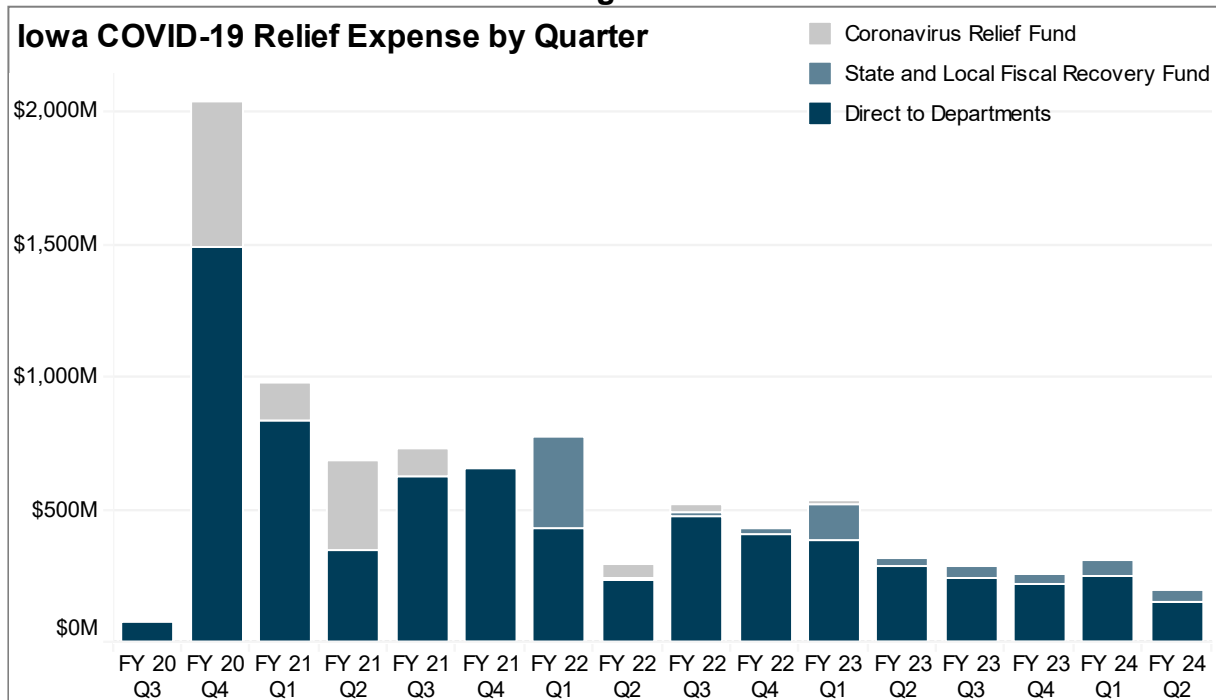


Figure 5 shows how federal relief funding has been spent, and how expenses have slowed when reviewed by quarter. The figure displays larger expenses at the start of the COVID-19 pandemic (FY 2020 Q4). The ICRF was a major part of spending through FY 2021 Q3, but expenses since then have decreased. Funding provided directly to departments has provided the largest share of expenditure in each quarter. Expenditure from the SLFRF began in earnest in FY 2022 Q1, but this expense was driven by the two largest payments. The first was a transfer to the Unemployment Insurance Fund, and the second was a transfer to nonentitlement units of government in Iowa.

To summarize, the ICRF is nearing the point of final closeout. Programs allocated directly to departments have remained the majority of expenses, but these funding streams will begin sunseting soon. The majority of the expenditures from the SLFRF remain to be made.

Figure 6 focuses on the top eight programs for the four most recent quarters. The Medical Assistance Program comprises 31.5% of all expenses, and American Rescue Plan Elementary and Secondary School Emergency Relief comprises 21.1% of all expenses. Lastly, the SLFRF will remain a major portion of State expenditures into FY 2027, with \$1.001 billion in funds remaining.

Figure 6

| Federal COVID-19 Aid Expenses by Four Most Recent Quarters | | | | | |
|--|----------------|----------------|----------------|----------------|------------------|
| Top 8 Programs (in millions) | | | | | |
| | FY 23 Q3 | FY 23 Q4 | FY 24 Q1 | FY 24 Q2 | Total |
| American Rescue Plan Elementary and Secondary School Emerg. Relief | \$71.0 | \$56.9 | \$91.6 | \$2.2 | \$221.7 |
| Child Care and Development Block Grant | \$10.2 | \$15.4 | \$6.7 | \$0.9 | \$33.2 |
| Coronavirus State and Local Fiscal Recovery Fund | \$46.9 | \$37.9 | \$63.6 | \$46.4 | \$194.7 |
| Elementary and Secondary School Emergency Relief Fund | \$6.4 | \$5.5 | \$5.9 | \$0.0 | \$17.9 |
| Epidemiology and Laboratory Capacity for Infectious Diseases (ELC) | \$6.3 | \$4.2 | \$6.2 | \$23.6 | \$40.2 |
| Highway Planning and Construction | \$5.6 | \$10.1 | \$12.6 | \$3.0 | \$31.2 |
| Medical Assistance Program | \$86.2 | \$87.8 | \$85.4 | \$71.5 | \$330.9 |
| National School Lunch Program | \$5.9 | \$0.0 | \$0.0 | \$13.1 | \$19.0 |
| Other | \$47.4 | \$41.2 | \$39.3 | \$32.6 | \$160.5 |
| Total | \$285.9 | \$258.9 | \$311.3 | \$193.4 | \$1,049.5 |

Note: This figure reflects expenses that occurred between July 1 and June 30 without regard to accrual adjustments.

Awards Directly to Departments

Figure 7 displays the eight agencies that received the most funding and combines all other agencies. Of the \$8.058 billion in federal funds awarded directly to State agencies, \$7.076 billion (87.8%) has been expended as of December 29, 2023. Of the total year-to-date expenses, \$2.993 billion (42.3%) has been expended for worker unemployment benefits. This figure does not include the funds from the ICRF and SLFRF allocated for this same purpose.

Figure 7

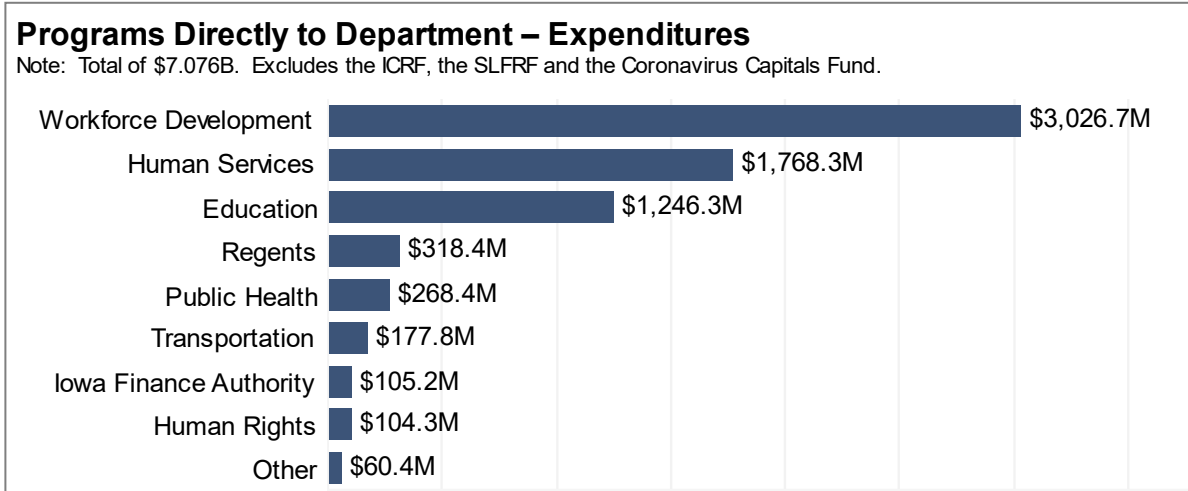
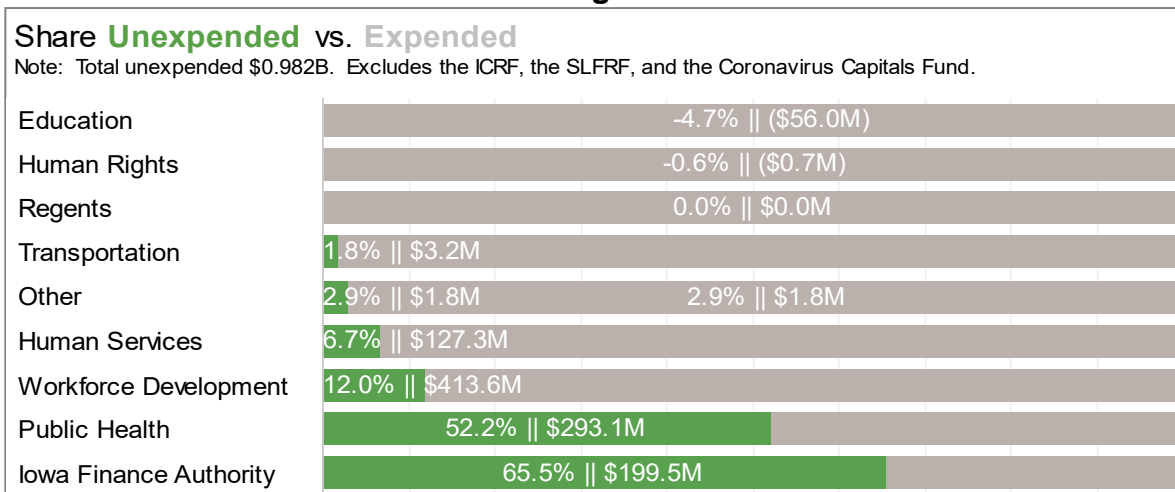


Figure 8 displays the share of awarded funds that have been unexpended versus expended by State agencies. The Department of Public Health (DPH), initially a standalone department but now within the HHS, and the Iowa Finance Authority (IFA) currently have the largest percentage of dollars awarded to them that are unexpended. Some of these awarded dollars may no longer be available for expenditure. However, the DPH and IFA have reported expenditures as late as December 2023. For the DPH, the majority of unexpended funds are for the Epidemiology and Laboratory Capacity for Infectious Diseases Program. Expense reporting for this program is ongoing, and funding will remain available in future years. For the IFA, the majority of the unexpended funds are for Emergency Rental Assistance. Similar to the DPH, expense reporting for Emergency Rental Assistance is ongoing and funding will remain available in future years.

Figure 8



Note: Expenses for the Departments of Education and Human Rights exceeded the awarded amount because receipts exceeded estimated awards.

Iowa Coronavirus Relief Fund

Iowa received \$1.250 billion in federal funds through the CARES Act on April 20, 2020, illustrated in **Figure 9**. To date, \$2.4 million in interest earnings has been credited to the Fund. As of December 29, 2023, net transfers to agencies total \$1.247 billion, with some moneys having been returned to the Fund. The current balance in the Fund is \$2.5 million. Of the \$1.247 billion transferred to the agencies, a total of \$1.247 billion has been expended for various programs. The Treasury has revised the guidance to provide that a cost associated with a necessary expenditure incurred due to the public health emergency shall be considered to have been incurred by December 31, 2021, if the recipient has incurred an obligation concerning such cost by December 31, 2021. Recipients were allowed to record their expenditures through September 30, 2022. As of this date, \$3.1 million has been returned to the federal government. A final report has not been issued on all ICRF expenditures, but the State is allowed to retain interest earnings for administrative expenses.

Figure 9

| Coronavirus Relief Fund (April 2020 CARES Act) | | |
|---|-----------|------------------|
| Coronavirus Relief Fund | | |
| Federal Support | \$ | 1,250,000,000 |
| Interest | | 2,411,565 |
| Federal Support Returned | | -3,125,641 |
| Net Transfers to Agencies | | -1,247,199,802 |
| Fund Balance | \$ | 2,086,121 |
| Department Activities | | |
| Transfers Received | | 1,247,199,802 |
| Reported Expenses | | -1,246,832,986 |
| Unexpended Transfers | \$ | 366,817 |
| Total Unexpended | \$ | 2,452,938 |

The LSA published an update on [Federal Assistance Related to COVID-19](#) in August. Adjustments were made to Coronavirus Relief Administration and Oversight under the DOM. For this program, the Governor has transferred \$477,000 to the DOM to administer the Coronavirus Relief Fund. A balance of \$344,000 remains unexpended. The LSA will continue to monitor the Fund for future transactions.

Iowa State and Local Coronavirus Fiscal Recovery Fund

The State of Iowa has received \$1.703 billion in federal funds and \$48.9 million in interest, which has been deposited into the SLFRF. As of December 29, 2023, \$771.1 million has been transferred to various departments. The first \$237.5 million was transferred to the Department of Workforce Development's (IWD's) Unemployment Insurance Trust Fund. These funds are used to support ongoing unemployment benefits for Iowans. An additional \$221.2 million was transferred to the Iowa Department of Revenue for payments to nonentitlement units of government, which are cities with a population of less than 50,000. Funds provided to State and local governments have broad spending flexibility, including addressing emergency and economic effects of the pandemic; replenishing revenue losses due to the shutdown of the economy; investments in water, sewer, and broadband infrastructure; and premium pay to essential workers.

Funds in the SLFRF must be used to cover costs incurred by recipients between March 3, 2021, and December 31, 2024, and funds must be expended by December 31, 2026, or they will revert to the federal government.

Figure 10 reflects SLFRF activity across the State. This includes moneys that remain in the Fund and moneys that have been transferred to departments and are no longer in the SLFRF but have not been expended by the State.

Figure 10

| Coronavirus State and Local Fiscal Recovery Fund Revenue, Transfers, and Department Activities | | |
|---|-----------|----------------------|
| Coronavirus Fiscal Recovery Fund | | |
| Federal Support | \$ | 1,702,586,735 |
| Interest | | 48,857,072 |
| Net Transfers to Agencies | | -771,136,399 |
| Fund Balance | \$ | 980,307,408 |
| Department Activities | | |
| Transfers Received | | 771,136,399 |
| Reported Expenses | | -750,149,387 |
| Unexpended Transfers | \$ | 20,987,012 |
| Total Unexpended | \$ | 1,001,294,421 |

Figure 11 shows expenses at a program level. Note that some programs may show expenses that exceed transfers that have been made to a department. The discrepancy is primarily due to the ongoing nature of transaction reporting. The LSA will continue to monitor these programs.

In addition, several of these departments were moved by 2023 Iowa Acts, [Senate File 514](#) (State Government Alignment Act). However, these departments received transfers and made expenditures that occurred before the passage of SF 514. These instances will show the initial department that received the funding, and the department that currently administers the program will be displayed in parentheses.

Figure 11

**Iowa Coronavirus State and Local Fiscal Recovery Fund
Total Transfers and Expenses**

| | Net Transfers | Expenses |
|---|----------------------|-----------------------|
| Administrative Services | \$ 27,661,436 | \$ 28,826,974 |
| Local Government Relief Payments Support | 386,225 | 386,225 |
| Public Sector Premium Pay - Corrections | 1,524,000 | 1,524,000 |
| Public Sector Premium Pay - Teachers | 95,000 | 95,000 |
| Public Sector Premium Pay - Peace Officer | 5,988,000 | 5,988,000 |
| Premium Pay Administration | 6,000 | 6,000 |
| PPE and DME Storage and Distribution - DAS | 1,003,933 | 903,189 |
| Iowa Juvenile Home - Demolition and Asbestos Remediation | 353,278 | 353,278 |
| Park Avenue Project | 18,305,000 | 18,183,483 |
| HHS Strategic Space Planning | 0 | 1,387,798 |
| Aging (HHS) | \$ 435,000 | \$ 230,800 |
| Office of Public Guardian | 435,000 | 230,800 |
| Agriculture and Land Stewardship | \$ 3,500,000 | \$ 2,950,681 |
| Iowa Conservation Infrastructure | 3,500,000 | 2,950,681 |
| Office of the Chief Information Officer (DOM) | \$ 96,204,983 | \$ 108,301,505 |
| OCIO Broadband Community Engagement | 1,320,000 | 1,320,000 |
| Broadband Infrastructure Support Grants | 57,530,354 | 69,591,483 |
| Broadband Expansion Grant Administration | 2,855,320 | 2,953,274 |
| Security Operations Center | 2,487,567 | 2,681,336 |
| Data Center Migration | 11,720,439 | 9,761,583 |
| Operations System Replacement | 760,000 | 144,498 |
| Endpoint Detection and Response Platform | 3,922,972 | 3,408,364 |
| Cap. Complex Network Upgrade | 1,163,179 | 1,163,179 |
| Inventory and Asset Management | 420,000 | 389,681 |
| Digital Transformation Project | 3,394,441 | 4,156,647 |
| Identity and Access Management | 3,490,375 | 3,490,375 |
| Identity and Access Management Fall 2023 | 3,595,086 | 3,595,086 |
| State Financial System | 3,416,257 | 5,452,006 |
| Joint Forces HQ HVAC Replacement | 128,993 | 128,993 |
| Statewide IT Organization | 0 | 65,000 |
| College Student Aid Commission (Department of Education) | \$ 7,710,211 | \$ 7,541,969 |
| GEAR UP Iowa Future Ready | 1,834,657 | 1,663,280 |
| National Guard Benefits Program | 600,000 | 600,000 |
| National Guard Service Scholarship Supp. Spring 2023 | 1,600,000 | 1,600,000 |
| National Guard Service Scholarship Supp. Spring 2023 - Additional | 175,554 | 175,554 |
| Last Dollar Scholarship Program | 3,500,000 | 3,500,000 |
| ICAPS Security | 0 | 3,135 |
| Corrections | \$ 8,264,040 | \$ 9,543,983 |
| Homes for Iowa | 8,150,497 | 9,430,440 |
| Iowa Correctional Offender Network | 113,542 | 113,542 |
| Education | \$ 766,950 | \$ 1,227,097 |
| Iowa Private Sector Premium Pay | 732,020 | 732,020 |
| Critical Incident Mapping | 34,930 | 34,930 |
| GEAR UP Iowa Future Ready | 0 | 460,148 |

Figure 11 (cont.)

| Iowa Coronavirus State and Local Fiscal Recovery Fund | | |
|--|----------------------|----------------------|
| Total Transfers and Expenses | | |
| | Net Transfers | Expenses |
| Economic Development Authority | \$ 46,274,736 | \$ 45,891,208 |
| Tourism Marketing Projects | 1,241,754 | 1,241,754 |
| Iowa Promotional Campaign Fall 2021 | 3,899,982 | 3,899,982 |
| Iowa Promotional Campaign Spring 2022 | 4,700,000 | 4,700,000 |
| Iowa Promotional Campaign Spring 2023 | 3,750,000 | 3,750,000 |
| Manufacturing 4.0 Small Manufacturers | 4,200,000 | 4,128,201 |
| Manufacturing 4.0 Mid-Size Manufacturers | 17,200,000 | 16,751,476 |
| Downtown Housing Grant Program | 1,591,000 | 1,589,543 |
| Nonprofit Initiative | 7,974,000 | 7,979,505 |
| Destination Iowa - Outdoor Recreation | 478,000 | 558,674 |
| Iowa Brand Development | 240,000 | 305,000 |
| Manufacturing 4.0 - Tech. Investment Small Manufacturers | 1,000,000 | 932,529 |
| Talent Attraction | 0 | 54,544 |
| Health and Human Services | \$ 2,650,000 | \$ 0 |
| Lucas Building Renovation Planning | 2,650,000 | 0 |
| Homeland Security | \$ 12,388,167 | \$ 7,807,834 |
| PPE Storage | 213,304 | 213,304 |
| School Safety Improv. Fund and Vulnerability Assessments | 10,151,778 | 6,006,950 |
| Hazardous Condition Remediation Plan | 448,085 | 0 |
| School Safety Administration | 1,575,000 | 1,587,580 |
| Iowa Finance Authority | \$ 37,618,229 | \$ 22,079,751 |
| Wastewater Infrastructure for Unsewered Communities | 8,144,279 | 7,631,245 |
| Economically Significant Projects | 22,000,000 | 10,881,511 |
| Minority Down Payment Assistance Pilot Program | 965,000 | 965,000 |
| Watershed Protection Projects | 6,451,138 | 2,544,182 |
| Industrial Water Reuse Projects | 57,813 | 57,813 |
| Management | \$ 6,043,784 | \$ 6,043,784 |
| Fund Administration | 3,165,633 | 3,165,633 |
| Workforce Realignment Consultant | 42,500 | 42,500 |
| Guidehouse - Alignment Consultant | 1,035,514 | 1,035,514 |
| Rule Management Program | 362,546 | 362,546 |
| Organizational Change Management Support | 475,125 | 475,125 |
| Alignment Employee Engagement | 837,465 | 837,465 |
| Area Education Agency Benchmarking | 125,000 | 125,000 |
| Natural Resources | \$ 892,479 | \$ 892,479 |
| Hazardous Condition Remediation Plan | 892,479 | 892,479 |
| Public Defense | \$ 0 | \$ 1,405,734 |
| DPS and DPD Deployment | 0 | 1,405,734 |

Figure 11 (cont.)

| Iowa Coronavirus State and Local Fiscal Recovery Fund | | |
|--|-----------------------|-----------------------|
| Total Transfers and Expenses | | |
| | Net Transfers | Expenses |
| Public Safety | \$ 11,713,658 | \$ 11,349,296 |
| Computer Aided Dispatch | 0 | 24,975 |
| DPS Recruitment Initiative | 368,485 | 368,485 |
| School Safety Hardware and Software | 6,154,615 | 6,154,574 |
| School Safety Bureau | 1,325,000 | 1,207,347 |
| Motor Vehicle Enforcement | 3,297,226 | 3,025,583 |
| DPS and DPD Deployment | 568,332 | 568,332 |
| State Fair | \$ 0 | \$ 1,324,057 |
| Iowa State Fair Security Improvements | 0 | 1,324,057 |
| Regents | \$ 3,407,576 | \$ 3,365,485 |
| UNI Future Ready Iowa Scholarship Program | 1,444,493 | 1,317,199 |
| Veterinary Diagnostic Lab Phase II | 1,813,208 | 1,898,411 |
| Biosciences Infrastructure | 149,875 | 149,875 |
| Revenue | \$ 221,185,312 | \$ 221,185,312 |
| Local Government Relief | 221,185,312 | 221,185,312 |
| Transportation | \$ 28,000,000 | \$ 13,934,548 |
| Commercial Aviation Airports | 28,000,000 | 13,934,548 |
| Veterans Affairs | \$ 248,411 | \$ 265,232 |
| Veterans Trust Fund Supplemental Grant | 248,411 | 265,232 |
| Workforce Development | \$ 256,171,428 | \$ 255,981,659 |
| Unemployment Insurance Trust Fund | 237,470,586 | 237,470,586 |
| IowaWORKS Program Promotion | 601,023 | 601,023 |
| Reemployment Case Management System | 4,123,955 | 3,751,694 |
| Child Care Challenge | 6,728,485 | 6,728,485 |
| Summer Youth Internship Projects | 1,441,975 | 1,312,892 |
| Labor Market Information | 235,071 | 279,900 |
| Child Care Challenge Bus. Incentive | 244,253 | 244,253 |
| Health Careers Registered Apprenticeship | 687,390 | 687,390 |
| Work-Based Learning Professional Profiling System | 853,750 | 863,720 |
| Teacher and Paraeducator Registered Apprenticeship | 3,447,288 | 3,680,023 |
| Iowa Language Learners Job Training Program | 72,386 | 79,302 |
| Entry-Level Driver Training Program | 110,537 | 127,662 |
| Home Base Iowa Portal | 154,729 | 154,729 |
| | \$ 771,136,399 | \$ 750,149,387 |

Department of Administrative Services (DAS)

- **Local Government Relief Payments Support:** The Governor has transferred \$386,000 to administer local government relief for nonentitlement units in cities with a population less than 50,000. The DAS has expended the balance of the funds.
- **Iowa Public Sector Premium Pay:** The Governor has transferred \$7.6 million to the program. This program provides a premium pay lump-sum payment to teachers (\$95,000) employed by the State, law enforcement (\$6.0 million) and corrections officers (\$1.5 million), and medical professionals working in corrections. The DAS has expended the balance of the funds. This includes \$6,000 expended for administration.
- **PPE and DME Storage and Distribution:** The Governor has transferred \$1.0 million to pay for centralized storage of personal protective equipment (PPE) and durable medical equipment (DME). The DAS has expended \$903,000, and there is a balance of \$101,000 remaining.
- **Iowa Juvenile Home:** The Governor has transferred \$353,000 to the DAS for the demolition and asbestos remediation at the Iowa Juvenile Home to prepare the site for community redevelopment. The DAS has expended the balance of the funds.
- **Park Avenue Project:** The Governor has transferred \$18.3 million for the purchase of a building, completion of short-term improvements and relocation of staff, and long-term improvements. The DAS has expended \$18.2 million, and there is a balance of \$122,000 remaining.
- **HHS Strategic Space Planning:** A transfer has not been recorded, but funds are expected to be transferred in the future. This project is a renovation of the Hoover State Office Building and the Lucas State Office Building related to the relocation of HHS staff. The DAS has expended \$1.4 million.

Department on Aging

- **Office of the Public Guardian:** The Governor has transferred \$435,000 to reduce the current waiting list of lowans in need of guardianship-conservatorship via contracted services. This will pay for one calendar year of public guardianship services for 81 people. The Department has expended \$231,000, and there is a balance of \$204,000 remaining.

Department of Agriculture and Land Stewardship (DALs)

- **Iowa Conservation Infrastructure:** The Governor has transferred \$3.5 million to improve water quality by harnessing the collective ability of both private and public resources, organizations, and contractors to rally around the Nutrient Reduction Strategy and implement proven conservation practices to reduce nutrients. This program will invest in nonpoint source conservation projects in priority watersheds with layered benefits including improved water quality, habitat, recreation, and carbon sequestration. The DALs has expended \$3.0 million, and there is a balance of \$549,000 remaining.

Office of the Chief Information Officer (OCIO)

- **OCIO Broadband Community Engagement:** The Governor has transferred \$1.3 million to provide Iowa cities and counties with education, research, consulting, and related support in connection with the development of broadband plans. Such plans will identify stakeholders, partners, funding sources, and supporting data that can be used to support broadband development at the local government level. The OCIO has expended the balance of the funds.
- **Broadband Infrastructure Support Grants:** The Governor has transferred \$57.5 million to Broadband Infrastructure Grants. These grants are intended to support broadband expansion across the State. The OCIO has expended \$69.6 million. This expense exceeds the amount transferred to date by \$12.1 million, but additional funds are expected to be transferred in the future.
- **Broadband Expansion Grant Administration:** The Governor has transferred \$2.9 million to administer broadband grants. The OCIO has expended \$3.0 million. This expense exceeds the amount transferred to date by \$98,000, but additional funds are expected to be transferred in the future.
- **Security Operations Center:** The Governor has transferred \$2.5 million to expand the Security Operations Center to provide continuous security monitoring services, provide security of network systems, and improve the State's ability to respond to cyberattacks. The OCIO has expended

\$2.7 million. This expense exceeds the amount transferred to date by \$194,000, but additional funds are expected to be transferred in the future.

- **Data Center Migration:** The Governor has transferred \$11.7 million to support the State's Data Center Migration and Resiliency Project to include migration of data to a new data center and to update or replace aged infrastructure. The OCIO has expended \$9.8 million, and there is a balance of \$2.0 million remaining.
- **Operations System Replacement:** The Governor has transferred \$760,000 to replace unsupported endpoints and software across the State network. The OCIO has expended \$144,000, and there is a balance of \$616,000 remaining.
- **Endpoint Detection and Response Platform:** The Governor has transferred \$3.9 million to acquire software licenses for a new Endpoint Detection and Response (EDR) platform capable of serving State agencies and local governments. The EDR platform will provide additional security protections for managed endpoints including personal computers, servers, and other devices. The OCIO has expended \$3.4 million, and there is a balance of \$515,000 remaining.
- **Capitol Complex Network Upgrade:** The Governor has transferred \$1.2 million to replace network and wireless infrastructure across the Capitol complex. The OCIO has expended the balance of the funds.
- **Inventory and Asset Management:** The Governor has transferred \$420,000 to acquire or build systems intended to track information technology (IT) assets. The OCIO has expended \$390,000, and there is a balance of \$30,000 remaining.
- **Digital Transformation Project:** The Governor has transferred \$3.4 million to update State websites to improve user experience. The OCIO has expended \$4.2 million. This expense exceeds the amount transferred to date by \$762,000, but additional funds are expected to be transferred in the future.
- **Identity and Access Management:** The Governor has transferred \$3.5 million to renew the Okta platform, which provides a single identity access point to employees and citizens to interact with systems operated by the State. The OCIO has expended the balance of the funds.
- **Identity and Access Management Fall 2023:** The Governor has transferred \$3.6 million to support the fall 2023 one-year renewal of the OCIO's Okta platform, which provides a single identity for employees and citizens interacting with State government systems. The OCIO has expended the balance of the funds.
- **State Financial System:** The Governor has transferred \$3.4 million to upgrade the current State finance and accounting system to the latest cloud-based version to ensure greater security of the State's financial infrastructure and to provide greater transparency and accountability through the improved system functionality. The OCIO has expended \$5.5 million. This expense exceeds the amount transferred to date by \$2.0 million, but additional funds are expected to be transferred in the future.
- **Heating, Ventilation, and Air Conditioning (HVAC) Replacement:** The Governor has transferred \$129,000 to replace HVAC equipment in the data center at the Joint Forces Headquarters. This equipment serves the Iowa Air National Guard, the Iowa Communications Network, and the OCIO. The OCIO has expended the balance of the funds.
- **Statewide IT Organization:** A transfer has not been recorded, but funds are expected to be transferred in the future. This project will support costs to engage a third party for consulting and development of various implementation plans for statewide IT reorganization. The OCIO has expended \$65,000.

College Student Aid Commission (CSAC)

- **GEAR UP Iowa Future Ready:** The Governor has transferred \$1.8 million to GEAR UP. These funds will be used to launch the GEAR UP Iowa Future Ready Project. This four-year project will support a cohort of students beginning in the ninth grade and will follow them as they progress through school, while also supporting the graduating class at partner schools each year. The program is a partnership between Iowa College Aid, partner school districts, certain higher education institutions, and community-based organizations. The CSAC has expended \$1.7 million, and there is a balance of \$171,000 remaining.

- **National Guard Benefits Program:** The Governor has transferred \$600,000 to the National Guard Benefits Program. These funds will be used to cover a 20.0% increase in applicants to the scholarship program. The Program provides scholarship awards to Iowa National Guard members who attend eligible Iowa colleges and universities. The CSAC has expended the balance of the funds.
- **National Guard Service Scholarship:** The Governor has transferred \$1.6 million to provide tuition reimbursement for Iowa National Guard soldiers and airmen for spring 2023. The CSAC has expended the balance of the funds.
- **National Guard Service Scholarship — Additional:** The Governor has transferred \$176,000 to provide additional funding for tuition reimbursement for Iowa National Guard soldiers and airmen for spring 2023. The CSAC has expended the balance of the funds.
- **Last Dollar Scholarship Program:** The Governor has transferred \$3.5 million to the Last Dollar Scholarship Program. The Program will cover any remaining tuition and qualified fees for students who meet the Federal Pell Grant qualifications. The Program provides funding to Iowans for short-term programs of study aligned with high-demand jobs at Iowa colleges. The CSAC has expended the balance of the funds.
- **Iowa College Aid Processing System (ICAPS) Security:** A transfer has not been recorded, but funds are expected to be transferred in the future. The project will protect ICAPS data by adding multi-factor authentication, enhancing record audit history, using the State's web application firewall, and adding CAPTCHA technology. The CSAC has expended \$3,000.

Department of Corrections (DOC)

- **Homes for Iowa:** The Governor has transferred \$8.2 million to support a building trades jobs training program for Iowa inmates. This program will construct modular homes for income-qualified Iowa residents. The DOC has expended \$9.4 million. This expense exceeds transfers by \$1.3 million, but additional funds are expected to be transferred in the future.
- **Iowa Corrections Offender Network (ICON):** The Governor transferred \$114,000 to support essential data programming for the ICON system, which will increase operational efficiency within the system and reporting capabilities. The DOC has expended the balance of the funds.

Department of Education

- **Iowa Private Sector Premium Pay:** The Governor has transferred \$732,000 to provide a premium pay lump-sum payment to teachers at independent schools. The Department has expended the balance of the funds.
- **Critical Incident Mapping:** The Governor has transferred \$35,000 for a critical incident mapping system. Critical incident mapping will be made available to independently accredited nonpublic K-12 school locations to include a detailed floor plan of the school building and surrounding school grounds that incorporates key information needed by emergency first responders to plan for and respond to an emergency. The Department has expended the balance of the funds.
- **GEAR UP Iowa Future Ready:** A transfer has not been recorded, but funds are expected to be transferred in the future. These funds will be used to launch the GEAR UP Iowa Future Ready Project. This four-year project will support a cohort of students beginning in the ninth grade and will follow them as they progress through school, while also supporting the graduating class at partner schools each year. The program is a partnership between Iowa College Aid, partner school districts, certain higher education institutions, and community-based organizations. The Department has expended \$460,000.

Economic Development Authority (IEDA)

- **Tourism Marketing Projects:** The Governor has transferred \$1.2 million to promote tourism through investment in an image inventory for tourism marketing campaigns and redesign of the Travellowa.com tourism website. The IEDA has expended the balance of the funds.
- **Iowa Promotional Campaign Fall 2021:** The Governor has transferred \$3.9 million to invest in a comprehensive multimedia advertising campaign around a 30-second video that introduces Iowa to the nation and encourages travelers to explore the State. The IEDA has expended the balance of the funds.

- **Iowa Promotional Campaign Spring 2022:** The Governor has transferred \$4.7 million to invest in a comprehensive multimedia advertising campaign around a 30-second video that introduces Iowa to the nation and encourages travelers to explore the State. The IEDA has expended the balance of the funds.
- **Iowa Promotional Campaign Spring 2023:** The Governor has transferred \$3.8 million to a multimedia advertising campaign intended to encourage people to visit, live in, and work in Iowa. The IEDA has expended the balance of the funds.
- **Manufacturing 4.0 “Small”:** The Governor has transferred \$4.2 million to help Iowa’s small manufacturers continue to advance their processes; automate decision making; and optimize their current human capital from manual, labor-intensive positions into highly skilled, value-added occupations, thus allowing manufacturing to continue to be the largest contributor to the State’s gross domestic product (GDP). The IEDA has expended \$4.1 million, and there is a balance of \$72,000 remaining.
- **Manufacturing 4.0 “Mid-Size”:** The Governor has transferred \$17.2 million to help Iowa’s mid-size manufacturers continue to advance their processes; automate decision making; and optimize their current human capital from manual, labor-intensive positions into highly skilled, value-added occupations, thus allowing manufacturing to continue to be the largest contributor to the State’s GDP and competitive on the worldwide manufacturing scale. The IEDA has expended \$16.8 million, and there is a balance of \$449,000 remaining.
- **Downtown Housing Grant Program:** The Governor has transferred \$1.6 million to the Downtown Housing Grant Program. The Program is intended to develop upper-story spaces in downtown properties into residential units to create new housing units in rural Iowa communities. The IEDA has expended \$1.6 million, and there is a balance of \$1,500 remaining.
- **Nonprofit Initiative:** The Governor has transferred \$8.0 million to the Nonprofit Initiative. The Program will provide grants for Iowa nonprofits to invest in infrastructure. The IEDA has expended \$8.0 million. This expense exceeds transfers by \$5,500, but additional funds are expected to be transferred in the future.
- **Destination Iowa — Outdoor Recreation:** The Governor has transferred \$478,000 to support projects that support outdoor recreation. The IEDA has expended \$559,000. This expense exceeds transfers by \$81,000, but additional funds are expected to be transferred in the future.
- **Iowa Brand Development:** The Governor has transferred \$240,000 for brand development. The IEDA has expended \$305,000. This expense exceeds transfers by \$65,000, but additional funds are expected to be transferred in the future.
- **Manufacturing 4.0 — Tech Investment Small Manufacturers:** The Governor transferred \$1.0 million to assist firms that have between 3 and 150 employees acquire specialized hardware or software in the industry 4.0 technology groups. The IEDA has expended \$933,000, and there is a balance of \$67,000 remaining.
- **Talent Attraction:** A transfer has not been recorded, but funds are expected to be transferred in the future. This program will build a talent attraction system that is trackable, personal, leverages partnerships statewide and strengthens them, and gives communities a meaningful role in the This Is Iowa campaign. The IEDA has expended \$55,000.

Department of Health and Human Services (HHS)

- **Lucas Building Renovation:** The Governor has transferred \$2.7 million to the HHS to begin renovation planning. No funds have been expended.

Department of Homeland Security and Emergency Management (HSEMD)

- **Personal Protective Equipment (PPE) Storage:** The Governor has transferred \$213,000 to pay for a warehouse lease for the storage of PPE. The HSEMD has expended the balance of the funds.
- **School Safety Improvement Fund and School Safety Vulnerability Assessments:** The Governor has transferred \$10.2 million to perform vulnerability assessments and minor capital improvements for school safety enhancements. The HSEMD has expended \$6.0 million, and there is a balance of \$4.1 million remaining.
- **Hazardous Condition Remediation Plan:** The Governor has transferred \$448,000 to the HSEMD. The Project will support the replacement of damaged equipment and supplies for first responders and

hazardous condition remediation associated with an explosion and subsequent fire at a factory in the city of Marengo. No funds have been expended.

- **School Safety Administration:** The Governor has transferred \$1.6 million to pay for costs associated with the administration of the School Safety Program. The HSEMD has expended \$1.6 million. This expense exceeds transfers by \$13,000, but additional funds are expected to be transferred in the future.

Iowa Finance Authority (IFA)

- **Wastewater Infrastructure for Unsewered Communities:** The Governor has transferred \$8.1 million to the Water Infrastructure Fund to provide grants for property owners residing in an unsewered community to repair or upgrade their septic system. A portion of funding will also be reserved to provide financial assistance to unsewered communities to implement an existing plan for constructing a centralized wastewater system. The IFA has expended \$7.6 million, and there is a balance of \$513,000 remaining.
- **Economically Significant Projects:** The Governor has transferred \$22.0 million to provide funding to support the Clean and/or Drinking Water State Revolving Fund-eligible water infrastructure components of projects in Iowa that serve a large population or geographical area, with the added benefit of promoting tourism and supporting economic growth by creating jobs and/or increasing local revenue. The IFA has expended \$10.9 million, and there is a balance of \$11.1 million remaining.
- **Minority Down Payment Assistance (DPA) Pilot Program:** The Governor has transferred \$965,000 to provide 200 eligible Iowa minority households with assistance purchasing a home. The Program provides a \$5,000 down payment and a closing costs assistance grant when used with the IFA's FirstHome mortgage program. The IFA has expended the balance of the funds.
- **Watershed Protection Projects:** The Governor has transferred \$6.5 million for projects that will invest in nonpoint source watershed projects. The IFA has expended \$2.5 million, and there is a balance of \$3.9 million remaining.
- **Industrial Water Reuse Projects:** The Governor has transferred \$58,000 to provide matching grants for manufacturers to install onsite water reuse systems at industrial and/or manufacturing facilities. The IFA has expended the balance of the funds.

Department of Management

- **Fund Administration:** The Governor has transferred \$3.2 million to pay for administrative costs associated with the State and Local Fiscal Recovery Fund. The DOM has expended the balance of the funds.
- **Workforce Realignment Consultant:** The Governor has transferred \$43,000 to the DOM to review workforce service delivery and to align State programs with the goal of returning to prepandemic rates of unemployment and labor participation. The DOM has expended the balance of the funds.
- **Guidehouse Alignment Consultant:** The Governor has transferred \$1.0 million to pay for a contract with Guidehouse Consulting. The DOM has expended the balance of the funds.
- **Rule Management Program:** The Governor has transferred \$363,000 to the DOM. This application is intended to be used by the Governor and State agencies to review and rewrite administrative code rules. The DOM has expended the balance of the funds.
- **Organizational Change Management Support:** The Governor has transferred \$475,000 to the DOM for outside services. The DOM has expended the balance of the funds.
- **Alignment Employee Engagement:** The Governor has transferred \$837,000 to the DOM to use employee survey results to improve employee retention through the alignment transition. The DOM has expended the balance of the funds.
- **Area Education Agency Benchmarking:** The Governor has transferred \$125,000 to the DOM. This project will identify leading approaches for administering special education services and will provide an in-depth analysis of peer state performance, structure, and approach for providing special education services. The DOM has expended the balance of the funds.

Department of Natural Resources (DNR)

- **Hazardous Condition Remediation Plan:** The Governor has transferred \$893,000 to the DNR. The project will support the replacement of damaged equipment and supplies for first responders and

hazardous condition remediation associated with an explosion and subsequent fire at a factory in the city of Marengo. The DNR has expended the balance of the funds.

Department of Public Defense (DPD)

- **DPD and DPS Deployment:** A transfer has not been recorded, but funds are expected to be transferred in the future. The program will deploy Iowa National Guard troops and Department of Public Safety (DPS) employees to the southern border in response to the State of Texas Emergency Management Assistance Compact (EMAC) request. The DPD has expended \$1.4 million.

Department of Public Safety

- **Computer Aided Dispatch:** A transfer has not been recorded, but funds are expected to be transferred in the future. The project will provide funds to purchase a new computer aided dispatch system and record management system which will facilitate the sharing and searching of joint law enforcement data. The DPS has expended \$25,000.
- **DPS Recruitment Initiative:** The Governor has transferred \$368,000 to the DPS for a recruitment program. This funding will be used to enhance the ability of the DPS to recruit public sector employees. The Department is planning to develop outreach materials, conduct digital marketing, and create a careers website for sworn officers. The DPS has expended the balance of the funds.
- **School Safety Hardware and Software:** The Governor has transferred \$6.2 million for threat monitoring software, the creation of an anonymous reporting tool, and safety radios that allow schools to communicate with law enforcement during emergencies. The DPS has expended \$6.2 million, and there is a balance of \$40 remaining.
- **School Safety Bureau:** The Governor has transferred \$1.3 million to the School Safety Program. Funds will be made available to schools to assess school safety, coordinate and facilitate training requests, and provide continuous monitoring for an anonymous reporting tool. The DPS has expended \$1.2 million, and there is a balance of \$118,000 remaining.
- **Motor Vehicle Enforcement:** The Governor has transferred \$3.3 million to the DPS to move motor vehicle enforcement (MVE) from the Department of Transportation (DOT) to the DPS. The project will support costs to align commercial vehicle enforcement under one department. The DPS will utilize funds to support MVE transition costs, purchase a fleet and supply building, and support DPS general operation costs. The DPS has expended \$3.0 million, and there is a balance of \$272,000 remaining.
- **DPS and DPD Deployment:** The Governor has transferred \$568,000. The Program will deploy Iowa National Guard troops and DPS employees to the southern border in response to the State of Texas EMAC request. The DPS has expended the balance of the funds.

Iowa State Fair

- **Security Improvements:** A transfer has not been recorded, but funds are expected to be transferred in the future. This funding will be used for construction and renovation of an Iowa State Fair Patrol and Security Office. The State Fair has expended \$1.3 million.

Board of Regents

- **UNI Future Ready Scholarship Program:** The Governor has transferred \$1.4 million to the University of Northern Iowa (UNI) for scholarships. These scholarships are intended to cover the difference between the tuition rates of UNI and community colleges. This Program is for students pursuing one of the qualifying UNI online degree completion programs. The Board of Regents has expended \$1.3 million, and there is a balance of \$127,000 remaining.
- **Veterinary Diagnostic Laboratory Phase II:** The Governor has transferred \$1.8 million to Iowa State University to support phase two of the construction of the Veterinary Diagnostic Laboratory. The Board of Regents has expended \$1.9 million. This expense exceeds transfers by \$85,000, but additional funds are expected to be transferred in the future.
- **Biosciences Infrastructure:** The Governor has transferred \$150,000 for biosciences infrastructure. The Board of Regents has expended the balance of the funds.

Department of Revenue (IDR)

- **Local Government Relief:** The Governor has transferred \$221.2 million to distribute the Local Fiscal Recovery Fund payment to nonentitlement units within Iowa. Nonentitlement units are cities with less than 50,000 in population. The IDR has expended the balance of the funds.

Department of Transportation

- **Commercial Aviation Airports:** The Governor has transferred \$28.0 million to the DOT for projects on commercial aviation airports. The total cost of the program was announced at \$100.0 million. There are currently eight commercial aviation airports, which are located in Burlington, Cedar Rapids, Des Moines, Dubuque, Fort Dodge, Mason City, Sioux City, and Waterloo. Commercial airports may apply for funding based on a formula, with 10.0% split evenly between the eight commercial service airports in Iowa, and the additional amount allocated based on 2019 passenger enplanements. The DOT has expended \$13.9 million, and there is a balance of \$14.1 million remaining.

Department of Veterans Affairs

- **Veterans Trust Fund Supplemental Grant:** The Governor has transferred \$248,000. The program was intended to clear the backlog of Veterans Trust Fund applications approved by the State Commission on Veterans Affairs or received by the Department of Veterans Affairs from counties as of November 3, 2022. Applications submitted by veterans prior to March 3, 2021, are not eligible for this program. The Department of Veterans Affairs has expended \$265,000. This expense exceeds transfers by \$17,000, but additional funds are expected to be transferred in the future.

Department of Workforce Development (IWD)

- **Unemployment Insurance Trust Fund:** The Governor has transferred \$237.5 million to support the Unemployment Insurance Trust Fund and reduce the pandemic's impact on employers. The IWD has expended the balance of the funds.
- **IowaWORKS Program Promotion:** The Governor has transferred \$601,000 to promote the IowaWorks.gov website, which is the central location for Iowans looking for employment. With job vacancies at an all-time high, this marketing campaign has helped promote opportunities that are being offered by employers across the State of Iowa. The IWD has expended the balance of the funds.
- **Reemployment Case Management System:** The Governor has transferred \$4.1 million to support expanded Reemployment Services and Eligibility Assessment (RESEA) interviews and work search audits, reducing unemployment time for those on unemployment benefits through individualized reemployment plans. The IWD has expended \$3.8 million, and there is a balance of \$372,000 remaining.
- **Child Care Challenge:** The Governor has transferred \$6.7 million to create new child care slots across the State to help communities improve their child care options and bolster opportunities for Iowans to reenter the workforce. The IWD has expended the balance of the funds.
- **Summer Youth Internship Projects:** The Governor has transferred \$1.4 million to provide internship opportunities in high-demand fields to youth with barriers to employment and/or who are at risk of not graduating. The IWD has expended \$1.3 million, and there is a balance of \$129,000 remaining.
- **Labor Market Information:** The Governor has transferred \$235,000 for projects to enhance the State's ability to provide detailed labor market data to stakeholders to build a stronger, more skilled workforce. The IWD has expended \$280,000. This expense exceeds transfers by \$45,000, but additional funds are expected to be transferred in the future.
- **Child Care Challenge Business Incentive:** The Governor has transferred \$244,000. This Program is intended to help employers offer or expand child care options as a benefit to their employees. Funds awarded will support local infrastructure investments to build or expand child care capacity or to support arrangements between employers and child care facilities to expand and reserve child care slots. The IWD has expended the balance of the funds.
- **Health Careers Registered Apprenticeship:** The Governor has transferred \$687,000. The Program will support community efforts to establish new or expand on existing registered apprenticeship programs for health care careers for high school students. The program will be an

alternative pathway to health education with an added opportunity to earn and learn, including one-to-one mentoring during on-the-job training. Supplemental assistance will be provided to acquire simulation software and hardware to further enhance apprentices' educational and practical experience and readiness for the field. The IWD has expended the balance of the funds.

- **Work-Based Learning Professional Profiling System:** The Governor has transferred \$854,000. The project will provide an application and platform for tracking apprenticeship credentials and sharing them with employers. This will create a more efficient way for prospective employers to assess the qualifications of candidates and a simple method for prospective employees to make their qualifications and background known to employers who are looking for workers. The IWD has expended \$864,000. This expense exceeds transfers by \$10,000, but additional funds are expected to be transferred in the future
- **Teacher and Paraeducator Registered Apprenticeship:** The Governor has transferred \$3.4 million. The Program is intended to provide opportunities for current high school students and adults to earn a paraeducator certificate and associate degree and for paraeducators to earn their bachelor's degree while learning and working in the classroom. The IWD has expended \$3.7 million. This expense exceeds transfers by \$233,000, but additional funds are expected to be transferred in the future.
- **Iowa Language Learners Job Training Program:** The Governor has transferred \$72,000. The Program will make funds available to encourage and enable businesses and employer consortiums to provide onsite language learning opportunities to reduce language barriers within the workplace. The IWD has expended \$79,000. This expense exceeds transfers by \$6,900, but additional funds are expected to be transferred in the future.
- **Entry-Level Driver Training Program:** The Governor has transferred \$111,000. This funding is intended to reimburse employers and nonprofits that provide Entry-Level Driver Training (ELDT). The IWD has expended \$128,000. This expense exceeds transfers by \$17,000, but additional funds are expected to be transferred in the future.
- **Home Base Iowa Portal:** The Governor has transferred \$155,000 to improve job resources and data collection through the IowaWORKS platform related to veterans employed through Home Base Iowa. The IWD has expended the balance of the funds.

Coronavirus Capitals Fund. The Coronavirus Capitals Fund is another source of federal funding under the discretion of the Governor. The funding for this program will total \$152.2 million. These funds will be allocated for broadband expansion in Iowa. As of December 29, 2023, \$233,000 has been transferred to the Broadband Fund and the OCIO is reporting \$233,000 in expenses. Additional transfers to the Broadband Fund are expected.

Reporting Requirements. On June 17, 2021, the U.S. Department of the Treasury released [Compliance and Reporting Guidance](#) for the State and Local Federal Recovery Funds, which required the State to submit an Interim Report and a Recovery Plan Performance Report to the federal government by August 31, 2021.


In addition to the requirement to submit the reports to the federal government, 2021 Iowa Acts, [House File 895](#) (FY 2022 and FY 2023 Federal Block Grant Appropriations Act), requires that whenever the DOM is required to report to the U.S. Department of the Treasury on the State and Local Federal Recovery Funds, the DOM is also required to submit the same information to the LSA. The most recent [report](#) issued by the DOM is available online.

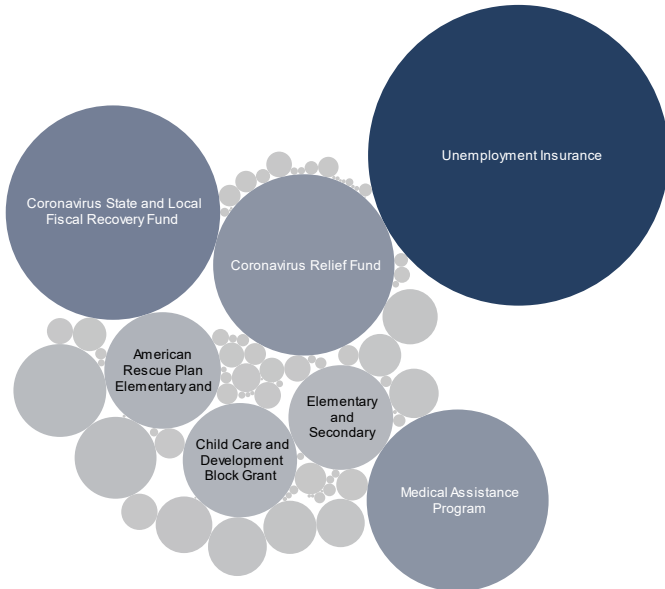
Dashboard: Federal COVID-19 Relief — Awards and Expenditures. The Fiscal Services Division of the LSA has published an interactive Tableau dashboard that displays details regarding federally provided COVID-19 relief. The dashboard details statewide awards and expenses at the program level. The dashboard is available at: legis.iowa.gov/publications/covid19Relief.

Federal COVID-19 Relief Awards
Iowa Legislative Services Agency || Source: Iowa Department of Management

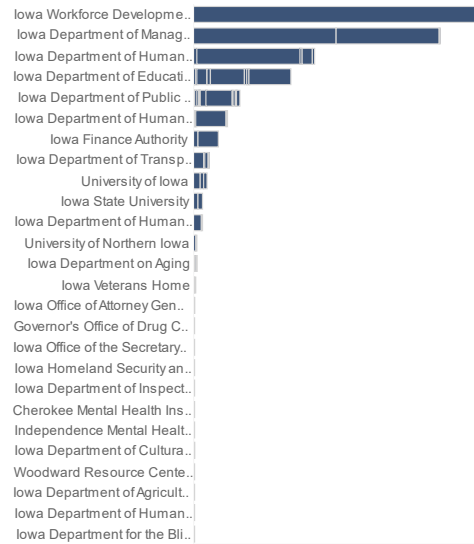
\$11.055B Total Reported Awards

87 Federal Programs Reported

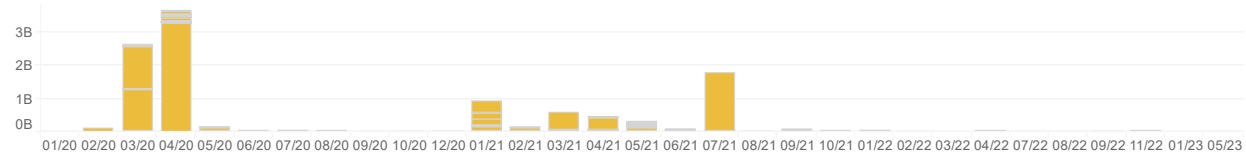
About this dashboard
Click the icon on/off 



Awards by Department



Awards by Month (as of 12/29/2023)



The data displayed in this dashboard is provided by the DOM and is updated weekly. The dashboard allows users to review detailed information regarding the awarded and expended funds. Additional details may be available upon request.

Additional Information. The DOM and DAS have established a process for tracking expenditures of federal funds that State agencies have received for costs associated with the COVID-19 pandemic. The expenditure data is available at: data.iowa.gov.

The LSA will continue to analyze the estimated funding allocations to Iowa and will provide future updates as more information becomes available. For more information about awards, allocations, or expenditures, please contact the LSA.

LSA Staff Contacts: Evan Johnson (515.281.6301) evan.johnson@legis.iowa.gov
Adam Broich (515.281.8223) adam.broich@legis.iowa.gov

Appendix – Federal Awards by Department and Program

Source: data.iowa.gov || Updated Through December 29, 2023

| Department | Federal Program | Awards | Expenses | Available Funds |
|----------------------------------|---|---------------|-----------------|-----------------|
| Aging | Elder Abuse Prevention Interventions Program | \$38,952 | (\$38,250) | \$702 |
| | National Family Caregiver Support, Title III, Part E | \$2,412,567 | (\$2,089,767) | \$322,800 |
| | Special Programs for the Aging, Title III, Part B, Grants for Supportive Services and Senior Centers | \$6,903,516 | (\$6,032,401) | \$871,115 |
| | Special Programs for the Aging, Title III, Part C, Nutrition Services | \$15,957,362 | (\$14,767,505) | \$1,189,857 |
| | Special Programs for the Aging, Title III, Part D, Disease Prevention and Health Promotion Services | \$426,326 | (\$331,206) | \$95,120 |
| | Special Programs for the Aging, Title IV, and Title II, Discretionary Projects | \$692,290 | (\$677,983) | \$14,307 |
| | Special Programs for the Aging, Title VII, Chapter 2, Long-Term Care Ombudsman Services for Older Individuals | \$292,850 | (\$226,887) | \$65,963 |
| | Total | \$26,723,863 | (\$24,163,999) | \$2,559,864 |
| Agriculture and Land Stewardship | Plant and Animal Disease, Pest Control, and Animal Care | \$266,176 | (\$237,992) | \$28,184 |
| | Total | \$266,176 | (\$237,992) | \$28,184 |
| Blind | Randolph-Sheppard – Financial Relief and Restoration Payments | \$203,966 | (\$203,966) | \$0 |
| | Total | \$203,966 | (\$203,966) | \$0 |
| Cultural Affairs | Promotion of the Humanities Division of Preservation and Access | \$465,700 | (\$465,700) | \$0 |
| | Promotion of the Humanities Federal/State Partnership | \$442,700 | (\$442,700) | \$0 |
| | Total | \$908,400 | (\$908,400) | \$0 |
| Drug Control Policy | Coronavirus Emergency Supplemental Funding Program | \$5,754,321 | (\$5,781,132) | (\$26,811) |
| | Total | \$5,754,321 | (\$5,781,132) | (\$26,811) |
| Education | American Rescue Plan Elementary and Secondary School Emergency Relief | \$516,344,144 | (\$564,184,355) | (\$47,840,211) |
| | American Rescue Plan Elementary and Secondary School Emergency Relief – Homeless Children and Youth (ARP-HCY) | \$1,268,374 | (\$2,108,971) | (\$840,597) |
| | American Rescue Plan Emergency Assistance to Non-Public Schools | \$23,744,042 | (\$13,358,144) | \$10,385,898 |
| | Child and Adult Care Food Program | \$1,862,614 | (\$1,683,903) | \$178,711 |
| | Coronavirus Response and Relief Supplemental Appropriations Emergency Assistance for Non-Public Schools | \$26,271,345 | (\$26,271,345) | \$0 |

Appendix – Federal Awards by Department and Program

Source: data.iowa.gov || Updated Through December 29, 2023

| Department | Federal Program | Awards | Expenses | Available Funds |
|-----------------------------------|--|------------------------|--------------------------|-----------------------|
| Education | Elementary and Secondary School Emergency Relief Fund | \$416,489,855 | (\$415,930,352) | \$559,503 |
| | Governor's Emergency Relief Fund | \$37,783,389 | (\$35,807,023) | \$1,976,366 |
| | Grants to States | \$2,974,383 | (\$2,581,572) | \$392,811 |
| | National School Lunch Program | \$115,772,703 | (\$145,100,039) | (\$29,327,336) |
| | Pandemic EBT Administrative Costs | \$204,482 | (\$203,868) | \$614 |
| | Rethink K12 Education Models Grants | \$17,681,016 | (\$9,790,540) | \$7,890,476 |
| | Special Education - Grants for Infants and Families | \$1,962,406 | (\$2,203,609) | (\$241,203) |
| | Special Education Grants to States | \$25,016,861 | (\$25,016,861) | \$0 |
| | Special Education Preschool Grants | \$2,032,917 | (\$2,032,917) | \$0 |
| | Supply Chain Resiliency: Farm to School State Agency Formula Grant | \$892,116 | (\$74,892) | \$817,224 |
| Total | | \$1,190,300,647 | (\$1,246,348,391) | (\$56,047,744) |
| Homeland Security and Emer. Mgmt. | Emergency Performance Management Grant | \$2,640,448 | (\$2,487,008) | \$153,440 |
| | Total | \$2,640,448 | (\$2,487,008) | \$153,440 |
| Human Rights | Community Services Block Grant | \$10,821,398 | (\$10,813,390) | \$8,008 |
| | Low-Income Home Energy Assistance | \$92,842,993 | (\$93,518,305) | (\$675,312) |
| | Total | \$103,664,391 | (\$104,331,696) | (\$667,305) |
| Human Services | Adoption Assistance | \$16,552,708 | (\$16,552,708) | \$0 |
| | Block Grants for Community Mental Health Services | \$18,067,154 | (\$9,846,349) | \$8,220,805 |
| | Chafee Education and Training Vouchers Program (ETV) | \$697,415 | (\$697,415) | \$0 |
| | Child Abuse and Neglect State Grants | \$985,790 | (\$734,300) | \$251,490 |
| | Child Care and Development Block Grant | \$496,585,094 | (\$380,309,430) | \$116,275,664 |
| | Children's Health Insurance Program | \$34,434,859 | (\$34,434,859) | \$0 |

Appendix – Federal Awards by Department and Program

Source: data.iowa.gov || Updated Through December 29, 2023

| Department | Federal Program | Awards | Expenses | Available Funds |
|---|--|--------------------------|------------------------|----------------------|
| Human Services | Community-Based Child Abuse Prevention Grants | \$2,424,305 | (\$55,000) | \$2,369,305 |
| | Developmental Disabilities Basic Support and Advocacy Grants | \$36,536 | (\$25,990) | \$10,546 |
| | Elder Abuse Prevention Interventions Program | \$1,696,036 | (\$1,693,399) | \$2,637 |
| | Emergency Food Assistance Program (Administrative Costs) | \$2,492,473 | (\$2,492,473) | \$0 |
| | Foster Care Title IV-E | \$1,958,252 | (\$1,958,252) | \$0 |
| | Guardianship Assistance | \$747,333 | (\$747,333) | \$0 |
| | John H. Chafee Foster Care Program for Successful Transition to Adulthood | \$4,798,212 | (\$3,615,176) | \$1,183,036 |
| | MaryLee Allen Promoting Safe and Stable Families Program | \$610,050 | (\$161,403) | \$448,647 |
| | Medical Assistance Program | \$1,257,493,348 | (\$1,257,493,348) | \$0 |
| | Money Follows the Person Rebalancing Demonstration | \$37,918,155 | (\$37,918,155) | \$0 |
| | Pandemic EBT Administrative Costs | \$5,888,500 | (\$7,452,374) | (\$1,563,874) |
| | Provider Relief Fund | \$4,525,988 | (\$4,379,825) | \$146,163 |
| | Refugee and Entrant Assistance State/Replacement Designee Administered Programs | \$264,134 | (\$264,134) | \$1 |
| | State Administrative Matching Grants for the Supplemental Nutrition Assistance Program | \$594,192 | (\$594,192) | \$0 |
| | Stephanie Tubbs Jones Child Welfare Services Program | \$476,722 | (\$476,722) | \$0 |
| Temporary Assistance for Needy Families | \$6,333,899 | (\$6,425,737) | (\$91,839) | |
| Total | \$1,895,581,155 | (\$1,768,328,575) | \$127,252,580 | |
| Inspections and Appeals | State Survey and Certification of Health Care Providers and Suppliers (Title XVIII) Medicare | \$2,277,832 | (\$706,820) | \$1,571,012 |
| | Total | \$2,277,832 | (\$706,820) | \$1,571,012 |
| Iowa Finance Authority | Emergency Rental Assistance Program | \$254,716,328 | (\$84,033,206) | \$170,683,123 |
| | Homeowner Assistance Fund | \$50,000,000 | (\$21,146,552) | \$28,853,448 |
| | Total | \$304,716,328 | (\$105,179,758) | \$199,536,570 |

Appendix – Federal Awards by Department and Program

Source: data.iowa.gov || Updated Through December 29, 2023

| Department | Federal Program | Awards | Expenses | Available Funds |
|--|--|--------------------|----------------------|----------------------|
| Justice | Family Violence Prevention and Services/Domestic Violence Shelter and Supportive Services | \$4,894,484 | (\$2,340,078) | \$2,554,406 |
| | Family Violence Prevention and Services/Sexual Assault/Rape Crisis Services and Supports | \$1,803,338 | (\$926,832) | \$876,506 |
| | Total | \$6,697,822 | (\$3,266,910) | \$3,430,912 |
| Management | Child Care and Development Block Grant | \$0 | (\$5,881,444) | (\$5,881,444) |
| | Total | \$0 | (\$5,881,444) | (\$5,881,444) |
| Public Health | Activities to Support State, Tribal, Local and Territorial (STLT) Health Department Response to Public Health or Healthcare Crises | \$31,646,110 | (\$22,627,190) | \$9,018,920 |
| | Behavioral Risk Factor Surveillance System | \$19,479 | (\$19,479) | \$0 |
| | Block Grants for Prevention and Treatment of Substance Abuse | \$23,239,115 | (\$14,235,383) | \$9,003,732 |
| | CDC's Collaboration with Academia to Strengthen Public Health | \$26,958,149 | (\$482,133) | \$26,476,016 |
| | Emergency Grants to Address Mental and Substance Use Disorders During COVID-19 | \$4,859,647 | (\$3,186,880) | \$1,672,767 |
| | Epidemiology and Laboratory Capacity for Infectious Diseases (ELC) | \$327,570,183 | (\$144,056,283) | \$183,513,900 |
| | Grants to States for Loan Repayment | \$1,425,169 | (\$682,001) | \$743,168 |
| | HIV Care Formula Grants | \$173,500 | (\$173,500) | \$0 |
| | Immunization Cooperative Agreements | \$68,753,135 | (\$31,193,566) | \$37,559,569 |
| | Maternal, Infant, and Early Childhood Home Visiting Program | \$5,862,138 | (\$2,915,229) | \$2,946,909 |
| | National Bioterrorism Hospital Preparedness Program | \$2,464,248 | (\$2,158,263) | \$305,985 |
| | National Center for Injury Prevention and Control | \$33,588 | (\$33,588) | \$0 |
| | Preventive Health Services: Sexually Transmitted Diseases Control Grants | \$4,672,767 | (\$3,652,337) | \$1,020,430 |
| | Public Health Emergency Response: Cooperative Agreement for Emergency Response: Public Health Crisis Response | \$25,800,617 | (\$13,753,382) | \$12,047,235 |
| | Public Health Training Centers Program | \$3,000,000 | (\$685,920) | \$2,314,080 |
| Rural Health Research Centers | \$17,569,568 | (\$15,210,299) | \$2,359,269 | |
| Small Rural Hospital Improvement Grant Program | \$7,588,530 | (\$7,277,182) | \$311,348 | |

Appendix – Federal Awards by Department and Program

Source: data.iowa.gov || Updated Through December 29, 2023

| Department | Federal Program | Awards | Expenses | Available Funds |
|-----------------------|---|--------------------------|--------------------------|----------------------|
| Public Health | Traumatic Brain Injury State Demonstration Grant Program | \$86,400 | (\$14,611) | \$71,789 |
| | WIC Special Supplemental Nutrition Program for Women, Infants, and Children | \$9,778,952 | (\$6,028,063) | \$3,750,889 |
| | Total | \$561,501,295 | (\$268,385,290) | \$293,116,005 |
| Regents | Higher Education Emergency Relief Fund | \$107,569,348 | (\$107,569,348) | \$0 |
| | Higher Education Emergency Relief Fund II | \$131,249,902 | (\$131,249,902) | \$0 |
| | Provider Relief Fund | \$79,531,217 | (\$79,531,217) | \$0 |
| | Total | \$318,350,467 | (\$318,350,467) | \$0 |
| Secretary of State | 2018 HAVA Election Security Grants | \$4,870,694 | (\$4,870,694) | \$0 |
| | Total | \$4,870,694 | (\$4,870,694) | \$0 |
| Transportation | Enhanced Mobility of Seniors and Individuals with Disabilities | \$349,811 | (\$313,888) | \$35,923 |
| | Federal Transit Formula Grants | \$42,820,959 | (\$39,957,656) | \$2,863,303 |
| | Formula Grants for Rural Areas and Tribal Transit Program | \$16,000,554 | (\$14,317,878) | \$1,682,676 |
| | Highway Planning and Construction | \$121,866,016 | (\$123,222,550) | (\$1,356,534) |
| | Total | \$181,037,340 | (\$177,811,972) | \$3,225,368 |
| Veterans Affairs | Provider Relief Fund | \$4,847,353 | (\$4,847,353) | \$0 |
| | Veterans State Nursing Home Care | \$7,092,601 | (\$7,092,601) | \$0 |
| | Total | \$11,939,954 | (\$11,939,955) | \$0 |
| Workforce Development | Child Care and Development Block Grant | \$0 | (\$33,109,243) | (\$33,109,243) |
| | Unemployment Insurance | \$3,438,693,947 | (\$2,992,633,088) | \$446,060,859 |
| | WIOA National Dislocated Worker Grants / WIA National Emergency Grants | \$1,665,000 | (\$977,610) | \$687,390 |
| | Total | \$3,440,358,947 | (\$3,026,719,940) | \$413,639,007 |
| Total | \$8,057,794,047 | (\$7,075,904,408) | \$981,889,639 | |



Appendix G – Budget Unit Briefs

Analysis of the Governor’s Budget Recommendations

Budget Unit Briefs are created by the LSA and contain background information related to State appropriations and special purpose funds. Budget Unit Briefs are available for every State appropriation made for the current fiscal year (FY) and can be found at the following link: www.legis.iowa.gov/publications/fiscal/budgetUnitInfo

The following Budget Unit Briefs are available for Economic Development Subcommittee FY 2025 appropriations.

BUDGET UNIT BRIEF – FY 2025

Fiscal Services Division

July 1, 2024



Ground Floor, State Capitol Building

Des Moines, Iowa 50319

515.281.3566

Economic Development Appropriation

Purpose and History

The Iowa Economic Development Authority (IEDA) was created in 2011 Iowa Acts, chapter [118](#) (Economic Development Agencies and Programs Act). The IEDA is the successor entity of the Department of Economic Development. The Department of Economic Development was established in 1986 pursuant to Iowa Code chapter [15](#) and was the successor entity for programs and powers previously delegated to the Iowa Development Commission and the Office for Planning and Programming. All duties, responsibilities, and obligations of the former Department were assumed by the IEDA. The mission of the IEDA is to foster the economic vitality of the State by working in focused partnerships with businesses, entrepreneurs, communities, and educational entities. The IEDA's primary responsibilities are in the areas of finance, marketing, local government and service coordination, exporting, tourism, job training and entrepreneurial assistance, and small business.

Some highlights of the programs operated by the IEDA include the High Quality Jobs Program; the Enterprise Zones Program; the Main Street Iowa Program; the federal Community Development Block Grant; the Tourism Office; and Iowa's international trade offices in China, Germany, Israel, Japan, Mexico, and Singapore.

Funding

The Economic Development appropriation first occurred in FY 2012 and funds the general operations of the IEDA. From FY 2003 to FY 2012, the Department of Economic Development received appropriations for its three main divisions (Administration, Business Development, and Community Development). Prior to that, the Department of Economic Development received separate appropriations for each program operated.

The IEDA also operates programs that receive State appropriations from the General Fund and other funds, as well as programs that are federally funded.

Related Statutes and Administrative Rules

Iowa Code chapter [15](#)

Iowa Administrative Code [261](#)

Budget Unit Number

2690E470001

1443645

More Information

Iowa Economic Development Authority: iowaeda.com
LSA Staff Contact: Evan Johnson (515.281.6301) evan.johnson@legis.iowa.gov

BUDGET UNIT BRIEF – FY 2025

Fiscal Services Division

July 1, 2024



Ground Floor, State Capitol Building

Des Moines, Iowa 50319

515.281.3566

World Food Prize

Purpose and History

The World Food Prize is an international award recognizing the achievements of individuals who have advanced human development by improving the quality, quantity, or availability of food in the world. The World Food Prize recognizes contributions in any field involved in the world food supply, such as food and agriculture, science and technology, manufacturing, marketing, nutrition, economics, poverty alleviation, political leadership, and the social sciences.

The World Food Prize emphasizes the importance of a nutritious and sustainable food supply for all. By honoring persons who have worked successfully toward this goal, the World Food Prize calls attention to what has been done to improve global food security and what can be accomplished in the future.

[Dr. Norman E. Borlaug](#), winner of the Nobel Peace Prize in 1970 for his work in world agriculture, envisioned a prize that would honor those who have made significant and measurable contributions to improving the world's food supply. Beyond recognizing these persons for their personal accomplishments, Borlaug saw the World Food Prize as a means of establishing role models who would inspire others. His vision was realized when the World Food Prize was created in 1986. Laureates have been recognized from countries around the world.

The World Food Prize Youth Institute was established in 1994 by the World Food Prize Foundation. The primary goal of the Institute is to increase awareness of the World Food Prize mission among Iowa youth. Through an application process, students and their mentor teachers (one student/teacher team per high school) are selected to attend the annual three-day Youth Institute in October. These attendees represent a cross-section of the State, including large and small urban and rural communities.

Funding — State General Fund

Iowa Code section [15.368\(1\)](#) makes an annual General Fund standing appropriation of \$1.0 million to the World Food Prize beginning with FY 2010. The World Food Prize received a \$1.0 million appropriation for FY 2009. The General Assembly, until FY 2018, annually appropriated approximately \$1.0 million from a combination of two sources: the General Fund and the Rebuild Iowa Infrastructure Fund (RIIF). The total appropriation for FY 2018 was \$700,000 before decreasing in FY 2020 to \$375,000 from the General Fund with no RIIF appropriation.

The funds are used for administration and support of the World Food Prize and for the Borlaug/Ruan Scholar Program. None of the moneys received from governmental sources are used to fund the World Food Prize award given to the recipient of the World Food Prize. Governmental funds are also not used to pay for food or beverages at any of the social functions held as part of any World Food Prize event. No State funds are used for capital projects.

More Information

World Food Prize: worldfoodprize.org

Iowa Economic Development Authority: iowaeda.com

LSA Staff Contact: Evan Johnson (515.281.6301) evan.johnson@legis.iowa.gov

Other Sources of Revenue

In addition to the General Fund standing appropriation, the World Food Prize receives contributions from the United States Department of Agriculture, corporations, foundations, and private donors.

Related Statutes and Administrative Rules

Iowa Code sections [1C.12](#) and [15.368](#)

Budget Unit Number

2690E020001

1443867

BUDGET UNIT BRIEF – FY 2025

Fiscal Services Division

July 1, 2024



Ground Floor, State Capitol Building

Des Moines, Iowa 50319

515.281.3566

Councils of Governments (COGs) Assistance

Background

The Councils of Governments (COGs) are established in Iowa Code chapter [28H](#).

Purpose and History

The COGs were established by Governor Harold Hughes with [Executive Order Number 11](#) on February 19, 1968. This action was a result of a study entitled "A Regional Delineation for the State of Iowa" prepared by the Office of Planning and Programing (OPP) in December 1967.

The purpose of the study was to create multicounty regions to facilitate the coordination of planning, programming, and administration of State services. The study illustrated that while many State agencies used "areas" or "regions," no two areas were delineated in the same way, producing an uncoordinated pattern of overlapping services. Some voluntary associations began to emerge as an attempt by local citizens to join together to study, analyze, plan, and act on issues that affected their area. Four major criteria were used to determine the shape, size, and number of the regions within the State. These include the identification of a focal point or central city, convenience of the citizen consumer, efficiency of field workers, and an adequate economic base. The methodology used in the report resulted in the designation of 16 multicounty areas and 16 area cities to be used for the coordination of State services and federal programs.

The COGs were codified by the General Assembly in 1990 Iowa Acts, chapter [1157](#) (Councils of Governments Act) and slightly modified from the original proposal. This Act set the number of COGs at 16, and in 2007, the number was increased to 17 in 2007 Iowa Acts, chapter [76](#) (Councils of Governments — Additional Area Act). The Iowa Association of Councils of Governments (ICOG) is the statewide association of regional councils that frequently serves as the central contracting and administrative association for management services for the COGs.

Organization

The priorities and programs of each COG are established and governed by a policy board made up of local elected officials and citizens. To carry out these activities, the COGs work with public, private, and nonprofit sector partners to leverage resources and seek solutions to complex issues. The staff of the COGs generally includes an executive director, policy or program directors, professional planners, and other support staff.

Services Provided

Each COG provides specific programs and services tailored to the unique needs of its region and communities. The types and amount of services offered by each COG can vary by region and can evolve as the needs of the COG's member communities change. According to Iowa Code section [28H.3](#), COGs are required to perform services that include the following:

More Information

Iowa Association of Councils of Governments: www.iowacog.com
LSA Staff Contact: Evan Johnson (515.281.6301) evan.johnson@legis.iowa.gov

- Planning services and technical assistance.
- Coordinating delivery of community development programs and services with local, State, and federal programs and activities.
- Preparing a regional community development plan that must be updated annually. The plan must include:
 - Inventory and needs assessment of regional infrastructure.
 - Labor supply.
 - Cultural and fine arts resources.
 - Housing.
 - Primary health care services.
 - Natural resources, conservation, and recreational facilities.
 - Regionwide development opportunities.

Service Contracts with State Agencies

Multiple State agencies have utilized the COGs to help with the coordination and delivery of services, including the following examples:

- The Department of Public Health used COGs to help implement the Iowans Fit for Life program. The COGs led the communities through an asset mapping process to examine nutritional and physical activity assets available and develop a plan to increase access to healthy foods and physical activity. Initially, only select COGs were utilized in the rollout of the pilot program. Five COGs participated in implementation in FY 2012, and 10 participated in the program in FY 2013.
- The [Department of Natural Resources](#) uses COGs as part of the [Iowa Waste Exchange](#) and the [Resource Enhancement and Protection](#) (REAP) programs, and one COG coordinates the Indian Creek Watershed Management Authority. Some COGs also participate in solid waste planning and education in their regions.
- The [Department of Health and Human Services](#) (HHS) utilizes one COG as the Decategorization Coordinator in the COG's region.
- The [Iowa Department of Homeland Security and Emergency Management](#) previously utilized COGs to provide grant administration services for regional awards under the [Homeland Security Grant Program](#), the [Hazard Mitigation Grant Program](#), and the Federal Emergency Management Agency's (FEMA's) [Public Assistance Grant Program](#).
- The [Department of Transportation](#) works closely with [regional and metropolitan planning organizations](#) in the areas of surface transportation planning and public transit. Regions defined for these purposes are similar but not identical to the regions defined for COGs. In some but not all cases, the regional planning entities are supported by COG staff.
- The [Iowa Economic Development Authority](#) does not directly use COGs but does make Community Development Block Grant awards to cities and counties. These entities often hire COGs to administer federal grants.
- The [Iowa Finance Authority](#) has utilized COGs to conduct Low-Income Housing Tax Credit project inspections, the Homelessness Prevention and Rapid Rehousing Program, and the Local Housing Trust Fund programs of the State Housing Trust Fund.

The COGs have also been utilized to assist with disaster recovery efforts, including the Jumpstart Housing Assistance Program and the Iowans Helping Iowans Housing Assistance Program.

Funding

The COGs receive funding from a number of sources, including membership dues, federal and State programs, grants, administrative service fees, and grant writing services. The dues structure varies by region and is set by the policy board of the individual COG. The COGs have received funding from the General Assembly through a number of appropriations and allocations:

- In fiscal years 1995 to 2007, the COGs were funded through an appropriation from the loan repayments of the Rural Community 2000 (RC 2000) Fund. Statewide funding for all COGs typically totaled \$150,000.
- In FY 2008, the appropriation to the COGs was \$40,000 from the repayments to the RC 2000 Fund.

- In FY 2009, the General Assembly appropriated \$160,000 out of the Grow Iowa Values Fund interest, in addition to \$20,000 in loan repayments received by the RC 2000 Fund.
- In FY 2010, the General Assembly appropriated \$144,000 from the Federal Economic Stimulus and Jobs Holding Account interest.
- In 2010, the General Assembly created a standing allocation of \$175,000 from the Economic Development Fund (formerly the Grow Iowa Values Fund) interest for fiscal years 2011 through 2013 in 2011 Iowa Acts, chapter [1184](#) (FY 2010 Infrastructure Appropriations Act). The Economic Development Fund was repealed at the end of FY 2012; however, the Iowa Economic Development Authority was allowed to carry forward this funding to spend in FY 2013 in 2013 Iowa Acts, chapter [1136](#) (FY 2012 Economic Development Appropriations Act).
- Beginning with FY 2014, the General Assembly began providing COG funding in the Economic Development Appropriations Act.

The moneys appropriated by the General Assembly are used to leverage federal and local dollars for various programs. The State dollars are typically, although not exclusively, utilized as matching dollars for the federal Economic Development Support for Planning Organizations Program administered by the [U.S. Economic Development Administration](#). Additionally, for some of the services provided to State agencies outlined above, COGs receive administrative fees for the work done.

Related Statutes and Administrative Rules

Iowa Code chapter [28H](#)

Budget Unit Number

2690EA60001

1443595

BUDGET UNIT BRIEF – FY 2025

Fiscal Services Division

July 1, 2024



Ground Floor, State Capitol Building

Des Moines, Iowa 50319

515.281.3566

Butchery Innovation and Revitalization Program

Purpose and History

2021 Iowa Acts, chapter [175](#) (Butchery Innovation and Revitalization Program Act), created the Butchery Innovation and Revitalization Fund and Program within the [Iowa Economic Development Authority](#) (IEDA). The Program awards financial assistance to eligible meat processing businesses, licensed custom lockers, and mobile slaughter units. Businesses must be located in the State, not have been the subject of regulatory enforcement within the last five years, employ individuals legally authorized to work in the State, currently not be in bankruptcy, and employ fewer than 75 individuals.

The Act also created an Artisanal Butchery Program Task Force within the [Iowa Department of Agriculture and Land Stewardship](#) (IDALS) for the purpose of exploring the feasibility of establishing an artisanal butchery program at a community college or at an institution governed by the [Iowa Board of Regents](#).

Funding

The Butchery Innovation and Revitalization Program was first funded with a General Fund appropriation of \$750,000 in FY 2022. Since FY 2023, the Program has been funded with a General Fund appropriation of \$633,325 (63.0%) and a Skilled Worker and Job Creation Fund (SWJCF) appropriation of \$366,675 (37.0%).

Related Statutes and Administrative Rules

Iowa Code section [15E.370](#)

Budget Unit Number

269067G0001

1443552

More Information

Iowa Economic Development Authority: www.iowaeda.com

Butchery Innovation and Revitalization Program: iowaeda.com/grow/butchery-innovation-revitalization

LSA Staff Contact: Evan Johnson (515.281.6301) evan.johnson@legis.iowa.gov

BUDGET UNIT BRIEF – FY 2025

Fiscal Services Division

July 1, 2024



Ground Floor, State Capitol Building

Des Moines, Iowa 50319

515.281.3566

Community Advertising and Strategic Plan

Purpose and History

The Community Advertising and Strategic Plan appropriation to the Iowa Economic Development Authority (IEDA) is used for advertising, promoting, placement, and implementation of the IEDA's strategic plan for tourism and travel. The Community Advertising and Strategic Plan is coordinated with the Tourism Marketing Program, which is currently funded through wagering tax receipts as specified in Iowa Code section [99F.11\(4\)\(d\)\(2\)](#).

The IEDA is required to submit an annual report to the General Assembly on or before January 15 regarding activities funded through Community Advertising and Strategic Plan outreach.

Funding

Funding for the Community Advertising and Strategic Plan began in FY 2023 in 2022 Iowa Acts, [House File 2564](#) (FY 2023 Economic Development Appropriations Act) with a General Fund appropriation of \$1.1 million.

Related Statutes and Administrative Rules

Iowa Code chapter [15](#)

Budget Unit Number

2690F260001

1443968Doc ID 1367167

More Information

Economic Development Authority: iowaeda.com
LSA Staff Contact: Evan Johnson (515.281.6301) evan.johnson@legis.iowa.gov

BUDGET UNIT BRIEF – FY 2025

Fiscal Services Division

July 1, 2024



Ground Floor, State Capitol Building

Des Moines, Iowa 50319

515.281.3566

Tourism Marketing — Adjusted Gross Receipts

Purpose and History

The Tourism Marketing Adjusted Gross Receipts appropriation was created by 2006 Iowa Acts, chapter [1151](#) (Endow Iowa Tax Credit and County Endowment Fund Change Act), to fund regional tourism marketing. The appropriation goes to the Iowa Economic Development Authority (IEDA) and is used to pay for the spring advertising campaign that the Travel Iowa Office conducts. Funds are also used for other advertising not associated with the spring campaign and for providing out-of-state marketing grants to groups in Iowa to promote their venues or events. The appropriation first occurred in FY 2008. The standing appropriation is prohibited from being used for administrative purposes.

Funding

The appropriation is funded from the 0.2% tax on the adjusted gross receipts of all gambling in Iowa. This amount is placed in the State General Fund. Of that percentage, \$520,000 (or an amount specified by the General Assembly through legislative action) goes to the IEDA for the Community Cultural Grants Program. The remainder is divided in half, with one half deposited in the Rebuild Iowa Infrastructure Fund and the other half allocated to this appropriation.

Funding — State General Fund

The IEDA also utilizes its Economic Development Appropriation from the General Fund for Travel Iowa operations. Expenditures include advertising for media planning, development, and placement; public relations; Iowa welcome centers and State Fair advertising; and Iowa Travel Guide photography and production.

Related Statutes and Administrative Rules

Iowa Code sections [15.108](#) and [99F.11](#)

Budget Unit Number

26908220001

Doc ID 1444110

More Information

Iowa Economic Development Authority: iowaeda.com

Iowa Arts and Culture: culture.iowaeda.com

Travel Iowa: traveliowa.com

LSA Staff Contact: Evan Johnson (515.281.6301) evan.johnson@legis.iowa.gov

BUDGET UNIT BRIEF – FY 2025

Fiscal Services Division

July 1, 2024



Ground Floor, State Capitol Building

Des Moines, Iowa 50319

515.281.3566

Operational Support Grants

Purpose

Iowa Code section [99F.11\(3\)\(d\)\(1\)](#) provides a standing limited appropriation of \$520,000 from a portion of the State Wagering Tax revenue deposited in the General Fund to the Iowa Economic Development Authority (IEDA). Of the appropriation, 50.0% of the moneys are allocated for operational support grants to major multidiscipline cultural organizations that demonstrate cultural and managerial excellence on a continuing basis. The remaining 50.0% is allocated for the Community Cultural Grants Program established in Iowa Code section 15.436. These grants are made to cities and nonprofit, tax-exempt community organizations for the development of community programs that provide local jobs for Iowa residents and promote Iowa's historic, ethnic, and cultural heritages.

Funding

The annual Economic Development Appropriations Act provides the General Fund support for this appropriation. The annual General Fund appropriation is the standing limited amount of \$520,000 unless the appropriation is modified by the General Assembly. This appropriation has been modified by the General Assembly each fiscal year since FY 2009 to appropriate a lesser amount.

Related Statutes and Administrative Rules

Iowa Code chapter [15](#) and section [99F.11](#)

Iowa Administrative Code [221—6](#)

Budget Unit Number

26909390001

Doc ID 1444058

More Information

Iowa Economic Development Authority: iowaeda.com

Iowa Arts and Culture Grants: culture.iowaeda.com/grants

LSA Staff Contact: Evan Johnson (515.281.6301) evan.johnson@legis.iowa.gov

BUDGET UNIT BRIEF – FY 2025

Fiscal Services Division

July 1, 2024



Ground Floor, State Capitol Building

Des Moines, Iowa 50319

515.281.3566

Cultural Trust Grants

Purpose and History

The Cultural Trust Grants appropriation began with enactment of 2017 Iowa Acts, chapter [169](#) (FY 2018 Economic Development Appropriations Act). The Grants were administered by the Iowa Arts Council of the Department of Cultural Affairs from FY 2018 to FY 2023. Beginning in FY 2024 with the enactment of 2023 Iowa Acts, [SF 514](#) (State Government Alignment Act), administration of the Grants was transferred to the Iowa Arts Council of the Iowa Economic Development Authority (IEDA). The Grants are used for a statewide educational program to promote long-term financial stability and sustainability of nonprofit cultural organizations.

Funding

The Cultural Trust Grants are funded through an annual General Fund appropriation in the Economic Development Appropriations Act. The Grants originally received \$25,000 in FY 2018, which replaced a portion of the funding that was provided from interest on the Iowa Cultural Trust Fund in previous years. The appropriation was increased to \$75,000 in FY 2019. Since FY 2020, the Grants have received an annual \$150,000 appropriation.

Related Statutes and Administrative Rules

Iowa Code chapter [15](#)

Iowa Administrative Code [261](#)

Budget Unit Number

2690F530001

Doc ID 1444062

More Information

Iowa Economic Development Authority: iowaeda.com

Iowa Arts Council: culture.iowaeda.com/arts

LSA Staff Contact: Evan Johnson (515.281.6301) evan.johnson@legis.iowa.gov

BUDGET UNIT BRIEF – FY 2025

Fiscal Services Division

July 1, 2024



Ground Floor, State Capitol Building

Des Moines, Iowa 50319

515.281.3566

Iowa Arts Council

Purpose and History

The Iowa Arts Council was created by the General Assembly in 1967 in [SF 625](#) (State Arts Council Act). The Council was transferred and became a division within the Department of Cultural Affairs (DCA) in 1986 in [SF 2175](#) (State Government Reorganization Act). In 2023, the Council was transferred to the Iowa Economic Development Authority (IEDA) in [SF 514](#) (State Government Alignment Act).

The Council is an advisory council consisting of 15 members, appointed by the Governor, who are recognized for their interest or experience in connection with the performing and fine arts. The term of office of each member of the Council is three years. The Governor designates a chairperson and a vice chairperson from among the Council's members.

The mission of the Council is to enrich the quality of life and learning in Iowa communities by encouraging excellence in the arts through leadership, networking, grants, and technical assistance.

Funding — State General Fund

The Arts Council receives a State General Fund appropriation. This appropriation represents approximately 67.0% of the Council's budget.

Funding — Other Sources of Revenue

The Council is also funded through the National Endowment for the Arts Partnership Agreement Grant Program. This agreement requires a State match of at least one-to-one for the federal grant.

Related Statutes and Administrative Rules

Iowa Code chapter [15](#)

Iowa Administrative Code [222](#)

Budget Unit Number

2690F540001

Doc ID 1444064

More Information

Iowa Arts Council: culture.iowaeda.com/arts

National Endowment for the Arts: arts.gov

Partnership Agreement Grant Program: arts.gov/grants/partnership-agreement-grants

LSA Staff Contact: Evan Johnson (515.281.6301) evan.johnson@legis.iowa.gov

BUDGET UNIT BRIEF – FY 2025

Fiscal Services Division

July 1, 2024



Ground Floor, State Capitol Building

Des Moines, Iowa 50319

515.281.3566

Community Cultural Grants

Purpose and History

The Community Cultural Grant Program was created in 1983 Iowa Acts, chapter [207](#) (Job Creation Programs Established and Financed Act) under the Office of Planning and Programming. The General Assembly codified and transferred the Program to the Department of Cultural Affairs (DCA) in 1986 Iowa Acts, chapter [1245](#) (State Government Reorganization Act) and later to the Iowa Economic Development Authority (IEDA) in 2023 Iowa Acts, [SF 514](#) (State Government Alignment Act).

The purpose of the Program is to provide grants to cities, county governments, tribal councils, or nonprofit/tax-exempt community groups to support the development of community programs that provide jobs for Iowa citizens while promoting Iowa's cultural, ethnic, and historical heritages. This promotion can be achieved through the development of festivals, music, drama, cultural programs, historic restorations, or tourism projects.

The Program is operated as a competitive grant program, and awards range from \$1,000 to \$25,000. Recipients are required to provide matching funds of at least 50.0% of the total cost of the program. The matching fund requirement may be met by substituting in-kind services. Proposals are submitted to an advisory committee that is comprised of at least three representatives from across the State with expertise in the arts, history, and economic development. The advisory committee reviews each application and makes final recommendations to the Director of the IEDA for funding of eligible projects. In reviewing applications, the advisory committee evaluates the following:

- The historical, ethnic, cultural, and tourism value and the quality of the proposed project.
- The number and impact of full-time and part-time employment opportunities for Iowans that would be created by the proposed project.
- The degree of collaboration with other interested entities.
- The financial need of the applicant for the proposed project.
- The appropriateness of the project budget.

Funding

The General Fund appropriation to the Community Cultural Grant Program represents approximately 20.0% of the total Program funding. The Community Cultural Grant Program also receives half of a standing appropriation of \$520,000 in Iowa Code section [99F.11](#) from wagering tax revenue that is deposited in the General Fund. The other half of the standing appropriation goes to Operational Support Grants. This appropriation has been reduced by the General Assembly in the Standings Act each year since FY 2009.

Related Statutes and Administrative Rules

Iowa Code chapter [15](#) and section [99F.11](#)

Iowa Administrative Code [221—6](#)

More Information

Iowa Community Cultural Grants: culture.iowaeda.com/grants
LSA Staff Contact: Evan Johnson (515.281.6301) evan.johnson@legis.iowa.gov

Budget Unit Number

2690F550001

Doc ID 1444066

BUDGET UNIT BRIEF – FY 2025

Fiscal Services Division

July 1, 2024



Ground Floor, State Capitol Building

Des Moines, Iowa 50319

515.281.3566

Iowa Great Places Program

Purpose and History

The Iowa Great Places Program was created under the Department of Cultural Affairs in the 2005 Legislative Session by [HF 868](#) (Grow Iowa Values Fund Act). The Program was transferred to the Iowa Economic Development Authority (IEDA) in the 2023 Legislative Session in [SF 514](#) (State Government Alignment Act). The Program is designed to assist local communities in developing innovative and entrepreneurial cultural and tourism efforts. Communities (neighborhoods, cities, counties, regions, or any combination of these entities) engage in a strategic planning process to assess their strengths and areas of opportunity, create a vision for enhancing their unique attributes and quality of life, and design a plan to implement their vision. The projects in the Iowa Great Places Program are capital projects that must meet the definition of vertical infrastructure. State agency support is available to assist applicants in the planning process, and conferences are held throughout the year on topics such as grant writing and community development.

Once an applicant has engaged in this process and created a feasible and sustainable plan, the applicant can invite the State to formally designate the project an Iowa Great Place through a proposal submission process.

Based on these submissions, a coalition of State agency partners and the Iowa Great Places Citizen Advisory Board choose the finalists. The Board then tours each finalist location, and designees are chosen and recommended to the Director of the IEDA for final approval. The recommendations are based on the following criteria:

- A guiding vision plan and interrelated set of strategies.
- Broad-based support for projects that includes multiple local and regional partners and public-private partnerships.
- Strong organizational capacity demonstrated by financial and programmatic performance and service to constituents.

Once selected, each Iowa Great Places designee is asked to produce a work plan that outlines the major activities and associated costs (if applicable) for each project in the proposal. Approved Iowa Great Places designees enter a three-year Memorandum of Understanding (MOU) with the State and begin to implement plans with technical assistance from State agencies. The Iowa Great Places designation creates a partnership between the State of Iowa and each Iowa Great Place, with the following benefits:

- Technical assistance from all relevant State agencies for project implementation.
- Additional consideration for grant applications from all State agencies for projects specifically included in an Iowa Great Places proposal.
- Special consideration for applications to the State Historic Tax Credit Program (pending availability).
- Greater publicity.

More Information

Iowa Great Places Program: culture.iowaeda.com/grants/iowa-great-places

Iowa Arts and Culture: culture.iowaeda.com

LSA Staff Contact: Evan Johnson (515.281.6301) evan.johnson@legis.iowa.gov

- Iowa Great Places Infrastructure Grant funds (pending availability).

Iowa Great Places Grant Funds

2006 Iowa Acts, chapter [1179](#) (FY 2007 Infrastructure Appropriations Act) created the Iowa Great Places Program Fund. Communities designated as an Iowa Great Place are allowed to apply for Iowa Great Places Infrastructure Grants. Pending available funds, an Iowa Great Places designee may submit one application for each project. Depending on the population of the Iowa Great Places designee, there is a minimum match requirement equal to a percentage of the grant request. The grant funds can be used only for physical infrastructure projects deemed beneficial to the public and included in the MOU. “Physical infrastructure” is defined as land acquisition and construction, major renovation and repair of buildings, all appurtenant structures, site development, parks and recreational trails, and permanent design exhibits that are expected to last and be maintained for at least 20 years. Physical infrastructure does not mean routine, recurring maintenance or operational expenses, ongoing utilities, or leasing of a building or appurtenant structure without a lease-purchase agreement.

Designated Iowa Great Places and Approved Projects

[Approved grants](#) include infrastructure projects that have allowed Iowa Great Places designees to make improvements to their communities, such as park creation and development, acquisition and renovation of historical buildings, renovation and expansion of museums, recreational trails design and construction, and streetscape and riverfront enhancements.

Funding — State General Fund

Administration costs associated with the Iowa Great Places Program are funded by a General Fund appropriation in the annual Economic Development Appropriations Act.

Other Sources of Revenue

Iowa Great Places Infrastructure Grant funds have been provided from various sources. In FY 2007, \$3.0 million was appropriated from the Endowment for Iowa’s Health Restricted Capitals Fund, and in FY 2008, 3.0 million was appropriated from the Rebuild Iowa Infrastructure Fund (RIIF). The Program received \$2.0 million in FY 2009 and \$1.9 million in FY 2010 from the RIIF. In FY 2011, the Program received \$2.0 million from the Revenue Bonds Capitals Fund. From FY 2012 to FY 2023, the Program received \$1.0 million annually from the RIIF.

Related Statutes and Administrative Rules

Iowa Code chapter [15](#)

Budget Unit Number

2690F560001

Doc ID 1444067

BUDGET UNIT BRIEF – FY 2025

Fiscal Services Division

July 1, 2024



Ground Floor, State Capitol Building

Des Moines, Iowa 50319

515.281.3566

Rent Subsidy Program

Purpose and History

The Home- and Community-Based Services (HCBS) Rent Subsidy Program provides rent assistance to individuals on one of the Medicaid HCBS Waivers. Individuals who are on an HCBS Waiver have their health care and other support services paid for by the Medicaid Program; however, due to federal law, the Medicaid Program cannot pay for housing unless it is in an institutional setting. The Rent Subsidy Program provides a monthly rent assistance payment to these individuals to help them live successfully in their own homes or communities until they become eligible for any other local, State, or federal rent assistance. By providing a rent subsidy and allowing these individuals to live in their homes or communities, the State is able to save money by avoiding the use of higher-cost institutional-based care and allow individuals to remain in a less restrictive setting. The Program has been administered by the Iowa Finance Authority (IFA) since FY 2005.

The Rent Subsidy Program began in FY 1997 as an allocation of the General Fund State Supplementary Assistance appropriation to the then Department of Human Services (DHS) in 1996 Iowa Acts, chapter [1213](#) (FY 1997 Health and Human Services Appropriations Act). The Program was funded with an annual allocation from the DHS until FY 2004, when the Program was funded by the Senior Living Trust Fund (SLTF) as part of a larger appropriation to the DHS in 2003 Iowa Acts, chapter [175](#) (FY 2004 Health and Human Services Appropriations Act). In FY 2005, the DHS transferred the Program to the IFA through an Iowa Code chapter [28E](#) agreement, and in FY 2006, the IFA received a direct appropriation for the Program from the SLTF in 2005 Iowa Acts, chapter [175](#) (FY 2006 Health and Human Services Appropriations Act). The Program resumed funding from the General Fund in FY 2012 in 2011 Iowa Acts, chapter [130](#) (FY 2012 Economic Development Appropriations Act).

Funding — State General Fund

The Rent Subsidy Program currently receives 100.0% of its funding from a State General Fund appropriation in the annual Economic Development Appropriations Act.

Related Statutes and Administrative Rules

Iowa Code chapter [28E](#)

Iowa Administrative Code [265—24](#)

Budget Unit Number

2700F920001

1443819

More Information

Home and Community-Based Services Rent Subsidy Program:

iowafinance.com/renter-programs/home-and-community-based-services-rent-subsidy-program

Iowa Finance Authority: iowafinanceauthority.gov

Department of Health and Human Services: hhs.iowa.gov

Medicaid HCBS Waivers: legis.iowa.gov/docs/publications/FTNO/1294641.pdf

LSA Staff Contact: Evan Johnson (515.281.6301) evan.johnson@legis.iowa.gov

BUDGET UNIT BRIEF – FY 2025

Fiscal Services Division

July 1, 2024



Ground Floor, State Capitol Building

Des Moines, Iowa 50319

515.281.3566

Housing Renewal Pilot Program

Purpose and History

The Housing Renewal Pilot Program was created in 2022 as a new State General Fund appropriation for FY 2023. The Program provides grants for the purposes of acquisition, rehabilitation, and resale of ownership units; acquisition and demolition of blighted structures; and redevelopment. The Program requires 25.0% of General Fund moneys to be allocated to rural communities in the 88 least-populated counties in the State.

The Program requirements also allow a nonprofit Iowa affiliate to partner with local governments or nonprofit entities and further define grant parameters, including a maximum of \$100,000 per housing unit, a maximum of 36 months to use grant funding, and income requirements for homebuyers of housing funded through the Program. The Iowa Finance Authority (IFA) is also permitted to use 5.0% of the moneys appropriated for administration of the Program.

Funding — State General Fund

The Housing Renewal Pilot Program appropriation from the General Fund started with the 2022 enactment of [HF 2564](#) (FY 2023 Economic Development Appropriations Act).

Related Statutes and Administrative Rules

Iowa Code chapter [16](#)

Budget Unit Number

2700F940001

1443967

More Information

Iowa Finance Authority: iowafinance.com
LSA Staff Contact: Evan Johnson (515.281.6301) evan.johnson@legis.iowa.gov

BUDGET UNIT BRIEF – FY 2025

Fiscal Services Division

July 1, 2024



Ground Floor, State Capitol Building

Des Moines, Iowa 50319

515.281.3566

Public Employment Relations Board

Purpose and History

The Public Employment Relations Board (PERB) is responsible for implementing the provisions of the Public Employment Relations Act (PERA) and for adjudicating and conciliating labor/management disputes involving public employers and employee organizations throughout the State.

The PERB attempts to promote harmonious and cooperative relationships between the State government and its employees without disruption of public services through the use of expert and timely services of a neutral agency.

The PERB is an Executive Branch agency created by the Iowa General Assembly in 1974 to administer the PERA (Iowa Code chapter [20](#)). Iowa Code chapter 20 defines the collective bargaining rights and duties of public employers and public employees in Iowa. The PERB is administered by a three-member board, which may delegate powers and duties to the Executive Director as appropriate.

Funding

The PERB receives an annual appropriation from the General Fund to provide for the costs of performing the duties of the PERB. In addition to the General Fund appropriation, the PERB receives fees from a seminar conducted every other year and registration fees of arbitrators and neutral parties.

Related Statutes and Administrative Rules

Iowa Code chapter [20](#)

Iowa Administrative Code [621](#)

Budget Unit Number

5720Q810001

1443808

More Information

Public Employment Relations Board: iowaperb.iowa.gov
ALRA — Association of Labor Relations Agencies: www.alra.org
LSA Staff Contact: Evan Johnson (515.281.6301) evan.johnson@legis.iowa.gov

BUDGET UNIT BRIEF – FY 2025

Fiscal Services Division

July 1, 2024



Ground Floor, State Capitol Building

Des Moines, Iowa 50319

515.281.3566

Vocational Rehabilitation

Purpose and History

Iowa Vocational Rehabilitation Services (IVRS) assists individuals with disabilities to achieve employment and live independently. IVRS is responsible for providing services leading to employment for eligible Iowans with disabilities in accordance with Iowa Code chapter [259](#), the federal Rehabilitation Act of 1973 (as amended and codified in [29 U.S.C. §701](#) et seq.), the federal Social Security Act ([42 U.S.C. §301](#) et seq.), and corresponding federal regulations.

During the 2023 Legislative Session, [SF 514](#) (State Government Alignment Act) transferred IVRS to the Iowa Department of Workforce Development (IWD). Prior to FY 2024, IVRS was a division of the Department of Education.

Iowa Vocational Rehabilitation Services serves individuals with disabilities under Title II and Title XVI of the federal [Social Security Act](#) and Title IV of the federal [Workforce Innovation and Opportunity Act](#) by doing the following:

- Providing vocationally related assistance to help persons with disabilities achieve economic independence.
- Providing disability determinations that result in appropriate financial benefits per Social Security Administration guidelines.

Other services and financial assistance are provided to enable persons with disabilities to continue to function independently as long as possible within their communities and to prevent institutionalization.

Employees of IVRS work within the following three bureaus and a Planning and Development Team:

- **Disability Determination Services Bureau.** This bureau is responsible for determining the eligibility of Iowa residents who apply for disability benefits under the Social Security Disability Insurance (Title II), Supplemental Security Income (Title XVI), or Department of Health and Human Services Medicaid Waiver programs.
- **Rehabilitation Services Bureau.** This bureau assists eligible individuals with disabilities to become employed. Persons who receive vocational rehabilitation services have a wide range of disabilities.
- **Administrative Services Bureau.** This bureau provides support to the other elements of IVRS through the functions of fiscal accounting, budgeting, payroll, statistical records, reporting, closed case file control, personnel management, collective bargaining administration, purchasing and property control, information systems, and the physical plant management of the Jessie Parker Building.
- **Planning and Development Team.** This team is responsible for planning, legal services program evaluation, and outreach. This includes development of business contacts to foster client employment. Services also include oversight of the Iowa Independent Living Centers and Statewide Independent Living Council, as well as some direct service provision to Iowans with independent living needs.

More Information

Iowa Vocational Rehabilitation: ivrs.iowa.gov

LSA Staff Contact: Evan Johnson (515.281.6301) evan.johnson@legis.iowa.gov

The Office of the Administrator is responsible for the overall administration of the statewide programs. The administrator determines program scope and policies; promotes public interest and acceptance; directs budget funds; develops program plans; and provides for staff development, research, and evaluation. Under the umbrella of the administrator are two community advisory groups: the State Rehabilitation Council and the Community Rehabilitation Program Advisory Group.

Waiting List

Iowa Vocational Rehabilitation Services often does not have the capacity to serve all individuals with its current State and federal funding and, as a result, maintains waiting lists. Counselors determine an individual's eligibility according to federal guidelines, and then depending upon the significance of the individual's disability, the individual may be placed on one of three waiting lists:

- **Most Significantly Disabled (MSD)** — The individual has a significant disability and is seriously limited in three or more functional areas (mobility, communications, self-care, self-direction, interpersonal skills, work tolerance, and work skills).
- **Significantly Disabled (SD)** — The individual has a physical or mental disability that seriously limits the person in one or two of the MSD-listed functional areas.
- **Others Eligible** — The individual is eligible for services; however, the person does not meet the criteria for either MSD or SD.

As funds become available, individuals on the waiting lists are served according to the severity of disability. Individuals on the MSD waiting list are served first. All individuals on the MSD waiting list must be served before individuals on the SD waiting list. Others Eligible are served only when all those from the SD waiting list have been served.

Funding

The Vocational Rehabilitation General Fund appropriation is used for the general operation of IVRS. The General Fund appropriation matches federal funds, and for every \$1 in State funding, IVRS receives \$3.69 in federal funds (21.3% State to 78.8% federal). The federal grant is subject to a maintenance of effort (MOE) requirement that requires the State to spend an amount equal to or greater than the amount spent the second previous year. If the State does not meet the MOE requirement, the federal grant is reduced by the amount of the shortfall.

Related Statutes and Administrative Rules

Iowa Code chapter 84G

Iowa Administrative Code [877—33](#)

Budget Unit Number

28301670001

Doc ID 1444069

BUDGET UNIT BRIEF – FY 2025

Fiscal Services Division

July 1, 2024



Ground Floor, State Capitol Building

Des Moines, Iowa 50319

515.281.3566

Independent Living

Purpose and History

The Independent Living Program works to maximize the leadership, empowerment, independence, and productivity of individuals with disabilities and to integrate them into society. Independent living programs provide financial assistance to expand and improve independent living services; to develop and support statewide networks of centers for independent living; and to improve working relationships among State independent living rehabilitation programs, centers for independent living, Statewide Independent Living Councils (SILCs), Rehabilitation Act programs outside of Title VII, and other relevant federal and nonfederal programs.

The Independent Living Program was transferred to the Iowa Department of Workforce Development (IWD) from the Department of Education during the 2023 Legislative Session in [Senate File 514](#) (State Government Alignment Act).

Funding

The Independent Living Program has received annual General Fund appropriations of \$85,000 since FY 2018 in the Education Appropriations Act. Beginning in FY 2024, the appropriation was transferred to the Economic Development Appropriations Act. This represents 20.0% of the Program's funding. The remaining 80.0% is federal funding from the U.S. Department of Health and Human Services.

Related Statutes and Administrative Rules

Iowa Code chapter 84G

Iowa Administrative Code [877—33](#)

Budget Unit Number

28301680001

Doc ID 1444070

More Information

Iowa Vocational Rehabilitation: ivrs.iowa.gov

Iowa Statewide Independent Living Council: iowasilc.org

LSA Staff Contact: Evan Johnson (515.281.6301) evan.johnson@legis.iowa.gov

BUDGET UNIT BRIEF – FY 2025

Fiscal Services Division

July 1, 2024



Ground Floor, State Capitol Building

Des Moines, Iowa 50319

515.281.3566

Entrepreneurs with Disabilities Program

Purpose and History

Iowa Vocational Rehabilitation Services (IVRS) works in collaboration with the Iowa Department for the Blind to administer the Iowa Self-Employment (ISE) Program, also known as the Entrepreneurs with Disabilities (EWD) Program. The Program provides business development funds in the form of technical assistance (up to \$10,000) and financial assistance (up to \$10,000) to qualified Iowans with disabilities who start, expand, or acquire a business within the State of Iowa.

Limitations of the Program include the following:

- IVRS may limit or deny ISE assistance to an applicant who has previously received educational or training equipment from IVRS through another rehabilitation program when such equipment could be used in the applicant's proposed business.
- Any equipment purchased for the applicant under this Program that is no longer used by the applicant shall be returned to IVRS.
- An applicant must demonstrate at least 51.0% ownership in a for-profit business that is actively owned, operated, and managed in Iowa.
- Recommendation for and approval of financial assistance is based on acceptance of a business plan feasibility study and documentation of the applicant's ability to match dollar-for-dollar the amount of funds requested.
- The applicant's business plan feasibility study must result in self-sufficiency as measured by earnings that equal or exceed 80.0% of substantial gainful activity.
- IVRS does not support the purchase of real estate or improvements to real estate.
- IVRS does not provide funding to be used as a cash infusion, for personal or business loan repayments, or for personal or business credit card debt.

IVRS may deny ISE assistance to an applicant planning to start, expand, or acquire any of the following types of businesses:

- A hobby or similar activity that does not produce income at the level required for self-sufficiency.
- A business venture that is speculative in nature or considered high-risk by the Better Business Bureau or a similar organization.
- A business registered with the federal Internal Revenue Service as a Section 501(c)(3) entity or other entity set up deliberately to be not-for-profit.
- A business that is not fully compliant with all local, State, and federal zoning requirements and all other applicable local, State, and federal requirements.

The ISE Program began in FY 2009 under the Department of Education. The Program was transferred to the Iowa Department of Workforce Development (IWD) during the 2023 Legislative Session in [SF 514](#) (State Government Alignment Act).

More Information

Iowa Self-Employment Program: ivrs.iowa.gov/agency-services/self-employment-program

Iowa Vocational Rehabilitation: ivrs.iowa.gov

LSA Staff Contact: Evan Johnson (515.281.6301) evan.johnson@legis.iowa.gov

Technical Assistance Funds

Technical assistance funds may be used for specialized consulting services as determined necessary by the counselor, the business development specialist, and the client. Technical assistance funds may be awarded up to a maximum of \$10,000 per applicant and do not require matching funds from the client. Specialized technical assistance may include legal services, accounting, website development, and graphic design.

Financial Assistance Funds

Financial assistance funds may be awarded up to \$10,000 based on an approved business plan feasibility study and evidence of business need or evidence of business progression. A dollar-for-dollar match is required if the award exceeds \$1,500. Financial assistance may include business equipment, flyers, supplies, inventory, computers and software, advertising, insurance, and business-related rent costs for up to six months.

Funding

The ISE Program first received funding in FY 2009 from a \$197,000 General Fund appropriation. This was decreased to \$163,000 in FY 2010 and to \$156,000 in FY 2011. From FY 2012 to FY 2017, the appropriation was set at \$146,000. Since FY 2018, the ISE has received an annual General Fund appropriation of \$139,000. Beginning in FY 2024, funding for the ISE Program was transferred from the annual Education Appropriations Act to the annual Economic Development Appropriations Act.

Related Statutes and Administrative Rules

Iowa Code chapter [84G](#)

Iowa Administrative Code [877—33](#)

Budget Unit Number

28301800001

Doc ID 1444071

BUDGET UNIT BRIEF – FY 2025

Fiscal Services Division

July 1, 2024



Ground Floor, State Capitol Building

Des Moines, Iowa 50319

515.281.3566

Independent Living Center Grant

Purpose and History

The Centers for Independent Living promote the full participation of persons with disabilities as equal members of society and provide assistance to all persons, regardless of their disability, to develop the skills necessary for acquiring, maintaining, and increasing their independence. Services provided by the Centers include peer support, skills training, advocacy, and referrals to other agencies that may be able to meet individuals' needs.

There are six Centers in Iowa, located in Des Moines, Iowa City, the Quad Cities, Council Bluffs, Oskaloosa, and Sioux City.

The Independent Living Center Grant Program was transferred to the Iowa Department of Workforce Development (IWD) from the Department of Education during the 2023 Legislative Session in [Senate File 514](#) (State Government Alignment Act).

State Funding

The General Fund appropriation for the Independent Living Center Grant is passed through Iowa Vocational Rehabilitation Services (IVRS) to the Centers for Independent Living through a contracting process.

The Program received its first appropriation in FY 2009 for \$246,000. The appropriation was decreased to \$45,000 in FY 2010 and \$43,000 in FY 2011. From FY 2012 to FY 2014, the appropriation was \$40,000. From FY 2015 to FY 2017, the appropriation increased to \$90,000. From FY 2018 to FY 2023, the appropriation was \$86,000. Since FY 2024, the Program has received an annual appropriation of \$87,000 in the Economic Development Appropriations Act.

Federal Funding

The Centers for Independent Living may also receive federal funding under the federal Rehabilitation Act of 1973 ([29 U.S.C. section 701](#) et seq.).

- Part B funding flows through IVRS to the Centers.
- Part C funding flows directly to the Centers and is restricted to four core services:
 - Information and referral services.
 - Independent living skills training.
 - Peer counseling, including cross-disability peer counseling.
 - Individual and systems advocacy.

More Information

Iowa Vocational Rehabilitation Services: ivrs.iowa.gov

Iowa Statewide Independent Living Council: iowasilc.org

U.S. Department of Health and Human Services, Administration for Community Living:
acl.gov/programs/aging-and-disability-networks/centers-independent-living

LSA Staff Contact: Evan Johnson (515.281.6301) evan.johnson@legis.iowa.gov

The Centers also receive private donations and are eligible for grants from other entities.

Related Statutes and Administrative Rules

Iowa Code chapter 84G

Iowa Administrative Code [877—33](#)

Budget Unit Number

28301920001

Doc ID 1444072

BUDGET UNIT BRIEF – FY 2025

Fiscal Services Division

July 1, 2024



Ground Floor, State Capitol Building

Des Moines, Iowa 50319

515.281.3566

Operations — Field Offices

History and Purpose

The first employment offices in Iowa history date back to the 1920s, when Iowa entered into a cooperative agreement with the U.S. Department of Labor to provide employment services at the Polk County Courthouse, the city hall in Sioux City, and the Farm Bureau office in Creston. By 1934, employment services expanded to 10 district offices throughout Iowa, and in the 1970s there were an estimated 70 regular and satellite field offices. This number of offices continued to operate through the 1990s and early 2000s. Funding for the offices mainly came from the federal government through various programs that were established and evolved over the years. Eventually, federal funds for administrative support began to decline, and State funding began to play a larger role in support of the field offices.

An Administrative Contribution Surcharge was established with the enactment of 1987 Iowa Acts, chapter [222](#) (Unemployment Compensation Contribution Array System Act). The Surcharge applied to all employers other than a governmental entity or a nonprofit organization and was equal to 0.1% of federal unemployment insurance taxable wages, or one penny for every \$10 paid to a worker. The Surcharge averaged \$7 per employee per year. This Surcharge was then placed in the Administrative Contribution Surcharge Fund, which the General Assembly appropriated for personnel and nonpersonnel costs associated with running the rural and satellite job service offices in population centers of fewer than 20,000 people. The Surcharge and Fund were repealed as a result of the enactment of 2003 Iowa Acts, 1st Ex, chapter [1](#) (Taxation, Economic Growth and Development, and Other Changes Act) and the ruling of the Supreme Court in [Rants v. Vilsack](#).

After the repeal of the Surcharge, General Fund appropriations began in FY 2005 with the creation of three standing limited appropriations in Iowa Code section [96.7A](#) in 2004 Iowa Acts, 1st Ex, chapter [1002](#) (Workforce and Economic Development Appropriations and Related Changes Act). The standing appropriation was repealed by 2006 Iowa Acts, chapter [1176](#) (FY 2007 Economic Development Appropriations Act), and an appropriation is now annually included in the Economic Development Appropriations Act.

Operations

Iowa Workforce Development (IWD) currently operates 15 regional one-stop centers and 3 satellite field offices. The purpose of workforce development centers is to provide a one-stop career center within each region of the State to deliver an integrated network of information resources and workforce development services to job seekers, businesses, employees, students, schools and colleges, and the public at large. The following services are provided as core services in each workforce development center in the State:

- Individual career and employment consulting.
- Employment readiness training.
- Occupational skill development.

More Information

IowaWORKS Integrated Workforce Delivery: workforce.iowa.gov/jobs/iowaworks

Unemployment Compensation Reserve Fund Issue Review:

www.legis.iowa.gov/docs/publications/IR/1087.pdf

LSA Staff Contact: Evan Johnson (515.281.6301) evan.johnson@legis.iowa.gov

- Basic skills development.
- Individual income and support services.
- Business employment consulting.
- Employment networking and placement.
- Labor market information services.
- Special assistance with plant closings and layoffs.
- Community workforce development consulting.

Funding — State General Fund

The General Fund appropriation is included annually in the Economic Development Appropriations Act. This appropriation is transferred to the Field Office Operating Fund. Total funding for the field office system fluctuates from year to year depending on certain economic conditions and the availability of federal funding from different programs. The General Fund expenditures represent approximately 20.0% to 40.0% of the total operating costs of the field offices. These expenditures also include other State funds described below.

Funding — Other State Funds

The General Assembly also appropriates other funds to field offices as available. These include the interest earned on the Unemployment Insurance (UI) Reserve Fund and the Special Employment Contingency Fund (also known as the Penalty and Interest Fund, or P & I Fund). The UI Reserve Fund Interest appropriations were initially estimated at \$4.0 million, but may not generate as much revenue as originally estimated due to varying interest rates. These funds are the second source utilized by IWD once the General Fund appropriation is depleted. Special Employment Contingency Fund appropriations are the third source of State funding that IWD utilizes if needed.

Funding — Federal Funds

The field offices are also funded through a variety of federal programs, some with broad eligibility requirements and some with very specific purposes and consumers to serve. These programs include:

- [Wagner-Peyser Act](#): Provides employment opportunities for any citizen over age 15. Funding can be used for staff and facility support and labor market information data collection. This source represents approximately 10.0% to 18.0% of the total operating costs of the field offices.
- [Unemployment Insurance Allocations](#): Provides limited support for offices after major program operations are expended. This funding source represents approximately 10.0% to 25.0% of the total operating costs of the field offices, recently being closer to 25.0%.
- [PROMISE JOBS](#): Provides training and job placement assistance to families in the Family Investment Program (FIP), Iowa's cash assistance program under the federal Temporary Assistance for Needy Families (TANF) Program. Funding is transferred from the Iowa Department of Health and Human Services to IWD and is then split between IWD and subcontractors that provide Workforce Investment Act (WIA) services in those regions. For IWD, this represents approximately 20.0% of the total operating costs of the field offices.
- [Disabled Veterans Outreach Program](#): Provides funds to support dedicated staff positions to develop and provide employment and job training opportunities for disabled and other qualified veterans. Also included is the Local Veteran Employment Representative. This funding source represents approximately 4.0% of the total operating costs of the field offices.
- [Reemployment Eligibility Assessment](#): Requires individuals to receive reemployment services through local offices in order to maintain their unemployment benefits. Services include skills assessment, education regarding the services provided at one-stop offices, and preparation for employment. This represents approximately 3.0% to 6.0% of the total operating costs.
- [Trade Assistance Act Training](#): Assists workers who have lost their jobs as a result of foreign trade. This represents approximately 1.0% to 3.0% of the total operating costs of the field offices.
- Other Federal Programs: Other federal programs for targeted consumers represent less than 3.0% of total operating costs.

- [Reed Act](#): One-time funding source last received in 2002. Funding in 2002 was used to partially fill the UI Reserve Fund and support the local offices.

Related Statutes and Administrative Rules

Iowa Code chapter [84A](#)

Iowa Code section [96.7A](#)

Iowa Administrative Code [877](#)

Budget Unit Number

3090Q300001

Doc ID 1444112

BUDGET UNIT BRIEF – FY 2025

Fiscal Services Division

July 1, 2024



Ground Floor, State Capitol Building

Des Moines, Iowa 50319

515.281.3566

Offender Reentry Program — Iowa Workforce Development

Purpose and History

The Offender Reentry Program began in FY 2009 and is a partnership initiative between Iowa Workforce Development (IWD) and the Department of Corrections. Currently, IWD places workforce advisors on site at the Mitchellville, Newton, Rockwell City, Mount Pleasant, Fort Dodge, and Clarinda prisons. This staff works with soon-to-be-released offenders with the goal of having them placed in a job before they leave prison.

The IowaWORKS Program offers offenders resources and assistance to prepare for postrelease employment. One-on-one consultations with a workforce advisor are provided to offenders before their release to discuss employment options. Offenders have the opportunity to register with IowaWORKS; this in turn allows them to search for open employment positions in their communities prior to their release. The Program holds employment workshops that focus on employment preparation, organization, effective job-searching techniques, job applications, résumés, cover letters, and interviewing. Additionally, offenders have the opportunity to test for the National Career Readiness Certificate. This is an opportunity for offenders to add a credential to their résumé.

Funding — State General Fund

The Program receives an annual State General Fund appropriation for operations in the Economic Development Appropriations Act.

Other Sources of Revenue

The Program may receive additional funds as needed from the IWD Field Office Operating Fund. The Department of Corrections provides office space and other overhead costs.

Related Statutes and Administrative Rules

This Program has no specific Iowa Code chapter or administrative rules. The Program operates as an extension of the Division of Workforce Services of IWD.

Budget Unit Number

3090Q370001

1443786

More Information

Iowa Workforce Development: www.iowaworkforcedevelopment.gov
Department of Corrections: doc.iowa.gov
LSA Staff Contact: Evan Johnson (515.281.6301) evan.johnson@legis.iowa.gov

BUDGET UNIT BRIEF – FY 2025

Fiscal Services Division

July 1, 2024



Ground Floor, State Capitol Building

Des Moines, Iowa 50319

515.281.3566

I/3 State Accounting System — Iowa Workforce Development

Purpose

This appropriation is used to reimburse the Department of Administrative Services (DAS) for the expenses of operating the Integrated Information for Iowa (I/3) System related to its use by Iowa Workforce Development (IWD).

Funding

This General Fund appropriation began with the 2016 enactment of [HF 2455](#) (FY 2017 Economic Development Appropriations Act). The amount billed to and paid by the IWD may be more or less than the appropriation. Any moneys from the appropriation remaining unencumbered or unobligated at the close of the fiscal year do not revert to the General Fund and are available for the following fiscal year.

Related Statutes and Administrative Rules

Iowa Code chapter [84A](#)

Budget Unit Number

3090Q390001

1443716

More Information

DAS – Integrated Information for Iowa: das.iowa.gov/state-accounting/i3
HF 2455: www.legis.iowa.gov/docs/publications/LGE/86/HF2455.pdf
LSA Staff Contact: Evan Johnson (515.281.6301) evan.johnson@legis.iowa.gov

BUDGET UNIT BRIEF – FY 2025

Fiscal Services Division

July 1, 2024



Ground Floor, State Capitol Building

Des Moines, Iowa 50319

515.281.3566

Future Ready Summer Youth Intern Program

Purpose and History

This is a General Fund appropriation to the Iowa Department of Workforce Development (IWD) for a Summer Youth Intern Pilot Program intended to help young people at risk of not graduating from high school explore and prepare for high-demand careers through summer work experience, including the development of soft skills.

Funding — State General Fund

The General Fund appropriation began with the enactment of 2018 Iowa Acts, chapter [1169](#) (FY 2019 Economic Development Appropriations Act). Any moneys from the appropriation remaining unencumbered or unobligated at the close of the fiscal year do not revert to the General Fund and are available for the following fiscal year.

Related Statutes and Administrative Rules

This Program has no specific Iowa Code chapter or administrative rules.

Budget Unit Number

3090QA10001

1443859

More Information

Iowa Workforce Development: workforce.iowa.gov
LSA Staff Contact: Evan Johnson (515.281.6301) evan.johnson@legis.iowa.gov

BUDGET UNIT BRIEF – FY 2025

Fiscal Services Division

July 1, 2024



Ground Floor, State Capitol Building

Des Moines, Iowa 50319

515.281.3566

Employee Misclassification Program

Purpose and History

Employee misclassification takes place when an employer incorrectly classifies workers as independent contractors rather than employees. An employer has different legal, tax, and financial obligations depending on how a worker is classified. Intentionally misclassifying workers is illegal and constitutes tax and insurance evasion.

Governor Chet Culver issued [Executive Order Number 8](#) on July 16, 2008, creating a task force to examine and report on the issue of employee misclassification and make recommendations for enforcement of applicable laws. The task force submitted a report on December 17, 2008, that made the following recommendations:

- Enhance enforcement of existing statutes through the creation of a special Misclassification Unit within Iowa Workforce Development (IWD).
- Develop misclassification education materials and increase outreach efforts.
- Execute a data-sharing agreement with the Internal Revenue Service (IRS) that allows State and federal agencies to exchange employment data necessary to track instances of employment misclassification of workers.

Following this report, the General Assembly appropriated \$500,000 in FY 2010 and authorized \$250,000 from the Special Employment Security Contingency Fund (also known as the Penalty and Interest Fund or P & I Fund) for enhancing efforts to investigate employers who misclassify workers. This appropriation was later reduced in an across-the-board reduction of all General Fund appropriations.

The IWD receives tips, leads, and referrals from workers, employers, government agencies, and the public. Investigators and auditors then conduct a review of many different factors surrounding the employment practices of the business. After the completion of an investigation and finding, the Misclassification Unit refers cases to the Division of Labor's Contractor Registration Program, the Iowa Workers' Compensation Division, and the Iowa Department of Revenue to determine what obligations are owed under those laws and programs. These entities also share information with the Misclassification Unit. The IWD also signed and still maintains a data-sharing agreement with the IRS that allows for the transfer of information related to employee misclassification.

Funding

The Employee Misclassification Program has received an annual State General Fund appropriation since FY 2010. The Employee Misclassification Program also utilizes funds from the Unemployment Insurance Base Administration Grant that the IWD receives from the U.S. Department of Labor.

More Information

Iowa Workforce Development: www.iowaworkforcedevelopment.gov

Iowa Workers' Compensation Division: www.iowaworkcomp.gov

Iowa Department of Revenue: tax.iowa.gov

U.S. Department of Labor: www.dol.gov

LSA Staff Contact: Evan Johnson (515.281.6301) evan.johnson@legis.iowa.gov

Related Statutes and Administrative Rules

This program has no specific Iowa Code chapter or administrative rules.

Budget Unit Number

3090Q380001

1443650

BUDGET UNIT BRIEF – FY 2025

Fiscal Services Division

July 1, 2024



Ground Floor, State Capitol Building

Des Moines, Iowa 50319

515.281.3566

Adult Education and Literacy Programs

Purpose and History

The General Fund appropriation for Adult Education and Literacy Programs is distributed as grants to community colleges for the purpose of adult basic education programs for students requiring instruction in English as a second language. Adult education programs are designed to enable adults to do the following:

- Become literate and obtain the knowledge and skills necessary for employment and self-sufficiency.
- Obtain educational skills necessary to become full partners in the educational development of their children.
- Complete a secondary school education.

The Adult Education and Literacy Programs appropriation was transferred to the Iowa Department of Workforce Development (IWD) from the Department of Education during the 2023 Legislative Session in [SF 514](#) (State Government Alignment Act).

Funding — State General Fund

Since FY 2020, the Adult Education and Literacy Programs appropriation has received an annual General Fund appropriation of \$500,000.

Funding — Skilled Worker and Job Creation Fund

Since FY 2014, Adult Education and Literacy Programs have received an annual \$5.5 million appropriation from the Skilled Worker and Job Creation Fund (SWJCF). The SWJCF appropriation provides funding for adult education and literacy programs at the community colleges, including adult basic education, adult education leading to a high school equivalency diploma, English as a second language instruction, workplace and family literacy instruction, and integrated basic education and technical skills instruction.

Related Statutes and Administrative Rules

Iowa Code sections [8.75](#) and [260C.50](#)
Iowa Administrative Code [281—21](#) and [32](#)

Budget Unit Number

3090QA50001

Doc ID 1444073

More Information

Iowa Department of Workforce Development: workforce.iowa.gov
LSA Staff Contact: Evan Johnson (515.281.6301) evan.johnson@legis.iowa.gov

BUDGET UNIT BRIEF – FY 2025

Fiscal Services Division

July 1, 2024



Ground Floor, State Capitol Building

Des Moines, Iowa 50319

515.281.3566

Workplace Injury and Safety Surveys

Purpose and History

Funding for workplace injury and safety surveys as a separate line item was first appropriated in 2023 Iowa Acts, [SF 559](#) (FY 2024 Economic Development Appropriations Act) for the operation of workplace safety surveys as well as workplace data collection and analysis. Prior to FY 2024, funding for this activity was part of the General Fund appropriation to the Labor Services Division of the Iowa Department of Workforce Development (IWD). Federal requirements for workplace injury and safety surveys require that the program remain under the IWD to be eligible for federal funding.

Funding

The Workplace Injury and Safety Surveys appropriation is funded through a General Fund appropriation in the annual Economic Development Appropriations Act.

Related Statutes and Administrative Rules

Iowa Code chapter [84A](#)

Budget Unit Number

3090QA70001

Doc ID 1444068

More Information

Iowa Department of Workforce Development: workforce.iowa.gov
LSA Staff Contact: Evan Johnson (515.281.6301) evan.johnson@legis.iowa.gov

BUDGET UNIT BRIEF – FY 2025

Fiscal Services Division

July 1, 2024



Ground Floor, State Capitol Building

Des Moines, Iowa 50319

515.281.3566

Future Ready Iowa Registered Apprenticeship Program

Purpose and History

The Future Ready Iowa [Registered Apprenticeship Program](#), funded through a General Fund appropriation to the Iowa Department of Workforce Development (IWD), is designed to encourage small to midsize businesses to start or grow registered apprenticeship programs in high-demand occupations that provide paid training to help link employers and employees. Registered apprenticeships combine on-the-job learning with related classroom instruction, providing the apprentice with a nationally recognized credential and employers with a skilled worker at the end of the program. A qualified apprenticeship program must be registered with the Iowa Office of Apprenticeship or the [U.S. Department of Labor](#) and have fewer than 20 registered apprentices.

The Registered Apprenticeship Program was transferred to the IWD from the Iowa Economic Development Authority (IEDA) in 2023 Iowa Acts, [SF 514](#) (State Government Alignment Act). From FY 2019 to FY 2023, the Program was funded through a General Fund appropriation to the IEDA.

Funding

A \$1.0 million annual General Fund appropriation for the Registered Apprenticeship Program began with the enactment of 2018 Iowa Acts, chapter [1169](#) (FY 2019 Economic Development Appropriations Act). The annual appropriation was decreased to \$760,000 in 2020 Iowa Acts, chapter [171](#) (FY 2021 Economic Development Appropriations Act).

Any moneys from the appropriation remaining unencumbered or unobligated at the close of the fiscal year do not revert to the General Fund and are available for the following fiscal year.

Related Statutes and Administrative Rules

Iowa Code chapter 84E

Iowa Administrative Code [261.13](#)

Budget Unit Number

3090QB40001

Doc ID 1444074

More Information

Iowa Department of Workforce Development: iowaworkforcedevelopment.gov

LSA Staff Contact: Evan Johnson (515.281.6301) evan.johnson@legis.iowa.gov

BUDGET UNIT BRIEF – FY 2025

Fiscal Services Division

July 1, 2024



Ground Floor, State Capitol Building

Des Moines, Iowa 50319

515.281.3566

Iowa State University (ISU) — Biosciences Innovation Ecosystem

Purpose and History

The [Iowa State University \(ISU\) — Biosciences Innovation Ecosystem](#) appropriation is used in cooperation with the Iowa Economic Development Authority (IEDA) to support a [biosciences innovation ecosystem](#) intended to strengthen Iowa's position in biobased chemicals, digital agriculture, vaccines, and medical devices.

Funding — State General Fund

2019 Iowa Acts, Chapter [154](#) (FY 2020 Economic Development Appropriations Act), appropriated \$825,000 from the General Fund, which was the initial appropriation to the Ecosystem. 2021 Iowa Acts, Chapter [171](#) (FY 2022 Economic Development Appropriations Act), increased the appropriation to \$2.6 million. 2023 Iowa Acts, [Senate File 559](#) (FY 2024 Economic Development Appropriations Act), increased the appropriation to \$3.0 million. Any unexpended funds are available for expenditure in the following fiscal year.

Budget Unit Number

6150LD30001

1443736

More Information

Iowa State University: www.iastate.edu
LSA Staff Contact: Evan Johnson (515.281.6301) evan.johnson@legis.iowa.gov

BUDGET UNIT BRIEF – FY 2025

Fiscal Services Division

July 1, 2023



Ground Floor, State Capitol Building

Des Moines, Iowa 50319

515.281.3566

University of Iowa (UI) — Biosciences Innovation Ecosystem

Purpose and History

The [University of Iowa \(UI\) — Biosciences Innovation Ecosystem](#) appropriation is used in cooperation with the Iowa Economic Development Authority (IEDA) to support a [biosciences innovation ecosystem](#) intended to strengthen Iowa's position in biobased chemicals, digital agriculture, vaccines, and medical devices.

Funding — State General Fund

2019 Iowa Acts, chapter [154](#) (FY 2020 Economic Development Appropriations Act), appropriated \$275,000 from the General Fund, which was the initial appropriation to the Ecosystem. 2021 Iowa Act chapter [171](#) (FY 2022 Economic Development Appropriations Act), increased the appropriation to \$874,000. 2023 Iowa Acts, [Senate File 559](#) (FY 2024 Economic Development Appropriations Act), increased the appropriation to \$1.0 million. Any unexpended funds are available for expenditure in the following fiscal year.

Budget Unit Number

6150LD50001

1443496Doc ID 1366585

More Information

University of Iowa (UI): uiowa.edu

LSA Staff Contact: Evan Johnson (515.281.6301) evan.johnson@legis.iowa.gov

BUDGET UNIT BRIEF – FY 2025

Fiscal Services Division

July 1, 2023



Ground Floor, State Capitol Building

Des Moines, Iowa 50319

515.281.3566

UNI — Additive Manufacturing

Purpose and History

The University of Northern Iowa (UNI) — Additive Manufacturing budget unit funding is appropriated from the General Fund to the UNI. The funding is used for expansion of the UNI [Metal Casting Center's](#) additive manufacturing capabilities related to investment castings technology and industry support.

Funding — State General Fund

The appropriation was first made for FY 2020 through the General Fund with the 2019 enactment of [SF 608](#) (FY 2020 Economic Development Appropriations Act). Any unexpended funds appropriated to the UNI from the General Fund for Additive Manufacturing are available for expenditure in the following fiscal year. The UNI is required to make a good faith effort to coordinate support from private entities for the expansion of additive manufacturing.

Budget Unit Number

6150LD60001

1443958

More Information

University of Northern Iowa: uni.edu
LSA Staff Contact: Evan Johnson (515.281.6301) evan.johnson@legis.iowa.gov

BUDGET UNIT BRIEF – FY 2025

Fiscal Services Division

July 1, 2024



Ground Floor, State Capitol Building

Des Moines, Iowa 50319

515.281.3566

Butchery Innovation and Revitalization — SWJCF

Purpose and History

2021 Iowa Acts, chapter [175](#) (Butchery Innovation and Revitalization Program Act), created the Butchery Innovation and Revitalization Fund and Program within the [Iowa Economic Development Authority](#) (IEDA). The Program awards financial assistance to eligible meat processing businesses, licensed custom lockers, and mobile slaughter units. Businesses must be located in the State, not have been the subject of regulatory enforcement within the last five years, employ individuals legally authorized to work in the State, currently not be in bankruptcy, and employ fewer than 75 individuals.

The Act also created an Artisanal Butchery Program Task Force within the [Iowa Department of Agriculture and Land Stewardship](#) (IDALS) for the purpose of exploring the feasibility of establishing an artisanal butchery program at a community college or at an institution governed by the [Iowa Board of Regents](#).

Funding

The Butchery Innovation and Revitalization Program was first funded with a General Fund appropriation of \$750,000 in FY 2022. Since FY 2023, the Program has been funded with a General Fund appropriation of \$633,325 (63.0%) and a Skilled Worker and Job Creation Fund (SWJCF) appropriation of \$366,675 (37.0%).

Related Statutes and Administrative Rules

Iowa Code section [15E.370](#)

Budget Unit Number

2690F270006

1443969

More Information

Iowa Economic Development Authority: iowaeda.com
Butchery Innovation and Revitalization Program: iowaeda.com/grow/butchery-innovation-revitalization
LSA Staff Contact: Evan Johnson (515.281.6301) evan.johnson@legis.iowa.gov

BUDGET UNIT BRIEF – FY 2025

Fiscal Services Division

July 1, 2024



Ground Floor, State Capitol Building

Des Moines, Iowa 50319

515.281.3566

Empower Rural Iowa Program

Purpose and History

In 2018, Governor Reynolds created the [Empower Rural Iowa](#) (ERI) initiative through [Executive Order 3](#), organizing three task forces (Investing in Rural Iowa, Growing Rural Iowa, and Connecting Rural Iowa) to study issues affecting Iowa's rural economies and to make recommendations to the Governor and General Assembly. 2019 Iowa Acts, [House File 772](#) (Empower Rural Iowa Act), created incentives for the ERI initiative within the Iowa Economic Development Authority (IEDA) to support Iowa's rural economies. The Center for Rural Revitalization, housed within the IEDA, is responsible for the day-to-day operations of the ERI program.

Funding

2021 Iowa Acts, [House File 871](#) (FY 2022 Economic Development Appropriations Act), appropriated \$700,000 in FY 2022 from the [Iowa Skilled Worker and Job Creation Fund \(SWJCF\)](#) to the ERI Program for various initiatives. A \$300,000 appropriation was first made for FY 2020 through the SWJCF with the 2019 enactment of [Senate File 608](#) (FY 2020 Economic Development Appropriations Act) for the [Empower Rural Iowa Rural Innovation Grant Program](#) to support innovative rural projects. A \$100,000 appropriation was first made in SF 608 from the SWJCF for the [Rural Housing Assessment Grant Program](#) to provide small communities with hard data and housing-related information specific to the community being analyzed.

In 2013, the 85th General Assembly enacted [HF 604](#) (FY 2014 Education Appropriations Act), section 31, which established the SWJCF in Iowa Code section [8.75](#) as a separate fund in the State treasury. The Fund centralizes funding for job creation, job training, and job learning opportunities. The 85th General Assembly also enacted [HF 638](#) (Infrastructure Appropriations Act), section 30, which established a standing limited appropriation of \$66.0 million in wagering tax receipts from the Rebuild Iowa Infrastructure Fund (RIIF) to the SWJCF (Iowa Code section [8.57\(5\)\(f\)\(1\)\(d\)](#)). The new funding replaced approximately \$16.2 million in General Fund appropriations and \$15.0 million in RIIF appropriations that were being used for some of the programs. Beginning with FY 2019, the standing limited appropriation to the SWJCF is \$63.8 million.

Related Statutes and Administrative Rules

Iowa Code chapter [8B](#)

Iowa Code section [15.354](#)

Iowa Code section [15.355](#)

Iowa Administrative Code [261—220.1](#)

Iowa Administrative Code [261—221.1](#)

More Information

Iowa Economic Development Authority: www.iowaeda.com/empower-rural-iowa
LSA Staff Contact: Evan Johnson (515.281.6301) evan.johnson@legis.iowa.gov

Budget Unit Number

2690F200006

1443499

BUDGET UNIT BRIEF – FY 2025

Fiscal Services Division

July 1, 2024



Ground Floor, State Capitol Building

Des Moines, Iowa 50319

515.281.3566

High Quality Jobs Program — Skilled Worker and Job Creation Fund

History and Purpose

The [Iowa Economic Development Authority](#) (IEDA) has two main components for business incentives through the High Quality Jobs Program: tax credits, which are capped at \$170.0 million annually, and cash incentives, which are appropriated by the General Assembly. Within these tax credits and incentives, there are other programs that also have mandatory and discretionary allocation amounts.

Tax Credits

The IEDA tax credit cap was established during the 2009 Legislative Session with the enactment of [SF 483](#) (Tax Credit Limits — Net Operating Loss Carryback Elimination Act). This Act established the annual aggregate tax credit limit for economic development programs. The cap was set at \$185.0 million. If the IEDA exceeds the cap for a given fiscal year, the amount in excess is counted against the next fiscal year.

During the 2010 Legislative Session, the cap on the amount that could be awarded was adjusted to \$125.0 million with the enactment of [SF 2380](#) (Taxation — Credits, Expenditures, and Incentives — Estate Taxes Act).

During the 2011 Legislative Session, a maximum of \$10.0 million of the overall annual cap was set aside for the Redevelopment Tax Credit Program for Brownfield and Grayfield sites with the enactment of [SF 514](#) (Brownfields and Grayfields Redevelopment Tax Credit Program).

Also during the 2011 Legislative Session, additional allocations were made with the enactment of [SF 517](#) (Economic Development Appropriations Act). The tax credit amount for investments in qualifying businesses and community-based seed capital funds was set at \$2.0 million. The tax credit amount for investments in an innovation fund pursuant to Iowa Code section [15E.52](#) was set at \$8.0 million.

With the 2013 Legislative Session enactment of [HF 620](#) (IEDA Programs and Financial Assistance Act), the cap was increased to \$170.0 million.

The IEDA Board is allowed to reallocate amounts less than the sum provided in statute if it determines there is not enough demand. In one fiscal year, the cap may be exceeded by a maximum amount of 20.0% of the authorized annual cap.

Cash Incentives

During the 2012 Legislative Session, [HF 2337](#) (FY 2013 Economic Development Appropriations Act) appropriated \$15.0 million from the Rebuild Iowa Infrastructure Fund (RIIF) for the High Quality Jobs

More Information

Iowa Economic Development Authority: www.iowaeconomicdevelopment.com
Main Street Program: www.iowaeconomicdevelopment.com/MainStreetIowa
LSA Staff Contact: Evan Johnson (515.281.6301) evan.johnson@legis.iowa.gov

Program. This is the successor program to the Economic Development Fund Financial Assistance Program (formerly Grow Iowa Values Fund). The appropriation from the Skilled Worker and Job Creation Fund (SWJCF) to the IEDA for the High Quality Jobs Program was first made during the 2013 Legislative Session, for FY 2014, with an appropriation in [HF 604](#) (FY 2014 Education Appropriations Act). The appropriation has been continued in the annual Economic Development Appropriations Act. The IEDA is permitted to allocate \$1.0 million from the SWJCF appropriation to the [Main Street Iowa Program](#). This was first allocated in [HF 620](#) (IEDA Programs and Financial Assistance Act) during the 2013 Legislative Session. The allocation has been continued in the Economic Development Appropriations Act each year. High Quality Jobs Program assistance and funding is outlined in Iowa Code section [15.335B](#).

Funding

Beginning with FY 2014, the appropriation for the High Quality Jobs Program cash incentives was moved to the SWJCF with the 2013 enactment of [HF 604](#) (FY 2014 Education Appropriations Act). An appropriation for the Program from the SWJCF has been continued in the annual Economic Development Appropriations Act.

Related Statutes and Administrative Rules

Iowa Code chapters [15](#) and [15E](#)
Iowa Administrative Code [261—68](#)

Budget Unit Number

2690EA70006

1443708

BUDGET UNIT BRIEF – FY 2025

Fiscal Services Division

July 1, 2024



Ground Floor, State Capitol Building

Des Moines, Iowa 50319

515.281.3566

Field Offices — Special Contingency Fund

History and Purpose

The first employment offices in Iowa history date back to the 1920s, when Iowa entered into a cooperative agreement with the U.S. Department of Labor to provide employment services at the Polk County Courthouse, the city hall in Sioux City, and the Farm Bureau office in Creston. By 1934, employment services expanded to 10 district offices throughout Iowa, and in the 1970s there were an estimated 70 regular and satellite field offices. This number of offices continued to operate through the 1990s and early 2000s. Funding for the offices mainly came from the federal government through various programs that were established and evolved over the years. Eventually, federal funds for administrative support began to decline, and State funding began to play a larger role in support of the field offices.

An Administrative Contribution Surcharge was established with the enactment of 1987 Iowa Acts, chapter [222](#) (Unemployment Compensation Contribution Array System Act). The Surcharge applied to all employers other than a governmental entity or a nonprofit organization and was equal to 0.1% of federal unemployment insurance taxable wages, or one penny for every \$10 paid to a worker. The Surcharge averaged \$7 per employee per year. This Surcharge was then placed in the Administrative Contribution Surcharge Fund, which the General Assembly appropriated for personnel and nonpersonnel costs associated with running the rural and satellite job service offices in population centers of fewer than 20,000 people. The Surcharge and Fund were repealed as a result of the enactment of 2003 Iowa Acts, 1st Ex, chapter [1](#) (Taxation, Economic Growth and Development, and Other Changes Act) and the ruling of the Supreme Court in [Rants v. Vilsack](#).

After the repeal of the Surcharge, General Fund appropriations began in FY 2005 with the creation of three standing limited appropriations in Iowa Code section [96.7A](#) in 2004 Iowa Acts, 1st Ex, chapter [1002](#) (Workforce and Economic Development Appropriations and Related Changes Act). The standing appropriation was repealed by 2006 Iowa Acts, chapter [1176](#) (FY 2007 Economic Development Appropriations Act), and an appropriation is now annually included in the Economic Development Appropriations Act.

Operations

Iowa Workforce Development (IWD) currently operates 15 regional one-stop centers and 3 satellite field offices. The purpose of workforce development centers is to provide a one-stop career center within each region of the State to deliver an integrated network of information resources and workforce development services to job seekers, businesses, employees, students, schools and colleges, and the public at large. The following services are provided as core services in each workforce development center in the State:

- Individual career and employment consulting.
- Employment readiness training.
- Occupational skill development.
- Basic skills development.

More Information

IowaWORKS Integrated Workforce Delivery: iowaworkforcedevelopment.gov/iowaworks-centers
LSA Staff Contact: Evan Johnson (515.281.6301) evan.johnson@legis.iowa.gov

- Individual income and support services.
- Business employment consulting.
- Employment networking and placement.
- Labor market information services.
- Special assistance with plant closings and layoffs.
- Community workforce development consulting.

Funding — State General Fund

The General Fund appropriation is included annually in the Economic Development Appropriations Act. This appropriation is transferred to the Field Office Operating Fund. Total funding for the field office system fluctuates from year to year depending on certain economic conditions and the availability of federal funding from different programs. The General Fund expenditures represent approximately 20.0% to 40.0% of the total operating costs of the field offices. These expenditures also include other State funds described below.

Funding — Other State Funds

The General Assembly also appropriates other funds to field offices as available. These include the interest earned on the Unemployment Insurance (UI) Reserve Fund and the Special Employment Contingency Fund (also known as the Penalty and Interest Fund, or P & I Fund). The UI Reserve Fund Interest appropriations were initially estimated at \$4.0 million, but may not generate as much revenue as originally estimated due to varying interest rates. These funds are the second source utilized by IWD once the General Fund appropriation is depleted. Special Employment Contingency Fund appropriations are the third source of State funding that IWD utilizes if needed.

Funding — Federal Funds

The field offices are also funded through a variety of federal programs, some with broad eligibility requirements and some with very specific purposes and consumers to serve. These programs include:

- [Wagner-Peyser Act](#): Provides employment opportunities for any citizen over age 15. Funding can be used for staff and facility support and labor market information data collection. This source represents approximately 10.0% to 18.0% of the total operating costs of the field offices.
- [Unemployment Insurance Allocations](#): Provides limited support for offices after major program operations are expended. This funding source represents approximately 10.0% to 25.0% of the total operating costs of the field offices, recently being closer to 25.0%.
- [PROMISE JOBS](#): Provides training and job placement assistance to families in the Family Investment Program (FIP), Iowa's cash assistance program under the federal Temporary Assistance for Needy Families (TANF) Program. Funding is transferred from the Iowa Department of Health and Human Services to IWD and is then split between IWD and subcontractors that provide Workforce Investment Act (WIA) services in those regions. For IWD, this represents approximately 20.0% of the total operating costs of the field offices.
- [Disabled Veterans Outreach Program](#): Provides funds to support dedicated staff positions to develop and provide employment and job training opportunities for disabled and other qualified veterans. Also included is the Local Veteran Employment Representative. This funding source represents approximately 4.0% of the total operating costs of the field offices.
- [Reemployment Eligibility Assessment](#): Requires individuals to receive reemployment services through local offices in order to maintain their unemployment benefits. Services include skills assessment, education regarding the services provided at one-stop offices, and preparation for employment. This represents approximately 3.0% to 6.0% of the total operating costs.
- [Trade Assistance Act Training](#): Assists workers who have lost their jobs as a result of foreign trade. This represents approximately 1.0% to 3.0% of the total operating costs of the field offices.
- **Other Federal Programs**: Other federal programs for targeted consumers represent less than 3.0% of total operating costs.

- [Reed Act](#): One-time funding source last received in 2002. Funding in 2002 was used to partially fill the UI Reserve Fund and support the local offices.

Related Statutes and Administrative Rules

Iowa Code chapter [84A](#)

Iowa Code section [96.7A](#)

Iowa Administrative Code [877](#)

Budget Unit Number

3090Q160052

1443666

BUDGET UNIT BRIEF – FY 2025

Fiscal Services Division

July 1, 2024



Ground Floor, State Capitol Building

Des Moines, Iowa 50319

515.281.3566

Field Offices — Unemployment Insurance Reserve Interest

History and Purpose

The first employment offices in Iowa history date back to the 1920s, when Iowa entered into a cooperative agreement with the U.S. Department of Labor to provide employment services at the Polk County Courthouse, the City Hall in Sioux City, and the Farm Bureau office in Creston. By 1934, employment services expanded to 10 district offices throughout Iowa, and in the 1970s there were an estimated 70 regular and satellite field offices. This number of offices continued to operate through the 1990s and early 2000s. Funding for the offices mainly came from the federal government through various programs that were established and evolved over the years. Eventually, federal funds for administrative support began to decline, and State funding began to play a larger role in support of the field offices.

An Administrative Contribution Surcharge was established with the enactment of 1987 Iowa Acts, chapter [222](#) (Unemployment Compensation Contribution Array System Act). The Surcharge applied to all employers other than a governmental entity or a nonprofit organization and was equal to 0.1% of federal unemployment insurance taxable wages, or one penny for every \$10 paid to a worker. The Surcharge averaged \$7 per employee per year. This Surcharge was then placed in the Administrative Contribution Surcharge Fund, which the General Assembly appropriated for personnel and nonpersonnel costs associated with running the rural and satellite job service offices in population centers of fewer than 20,000 people. The Surcharge and Fund were repealed as a result of the enactment of 2003 Iowa Acts, 1st Ex, chapter [1](#) (Taxation, Economic Growth and Development, and Other Changes Act), and the ruling of the Supreme Court in [Rants v. Vilsack](#).

After the repeal of the Surcharge, General Fund appropriations began in FY 2005 with the creation of three standing limited appropriations in Iowa Code section [96.7A](#) in 2004 Iowa Acts, 1st Ex, chapter [1002](#) (Workforce and Economic Development Appropriations and Related Changes Act). The standing appropriation was repealed by 2006 Iowa Acts, chapter [1176](#) (FY 2007 Economic Development Appropriations Act), and an appropriation is now annually included in the Economic Development Appropriations Act.

Operations

Iowa Workforce Development (IWD) currently operates 15 regional one-stop centers and 3 satellite field offices. The purpose of workforce development centers is to provide a one-stop career center within each region of the State to deliver an integrated network of information resources and workforce development services to job seekers, businesses, employees, students, schools, colleges, and the public at large. The following services are provided as core services in each workforce development center in the State:

- Individual career and employment consulting.
- Employment readiness training.
- Occupational skill development.
- Basic skills development.

More Information

IowaWORKS Integrated Workforce Delivery: iowaworkforcedevelopment.gov/iowaworks-centers
LSA Staff Contact: Evan Johnson (515.281.6301) evan.johnson@legis.iowa.gov

- Individual income and support services.
- Business employment consulting.
- Employment networking and placement.
- Labor market information services.
- Special assistance with plant closings and layoffs.
- Community workforce development consulting.

Funding — State General Fund

The General Fund appropriation is included annually in the Economic Development Appropriations Act. This appropriation is transferred to the Field Office Operating Fund. Total funding for the field office system fluctuates from year to year depending on certain economic conditions and the availability of federal funding from different programs. The General Fund expenditures represent approximately 20.0% to 40.0% of the total operating costs of the field offices. These expenditures also include other State funds described below.

Funding — Other State Funds

The General Assembly also appropriates other funds to field offices as available. These include the interest earned on the Unemployment Insurance (UI) Reserve Fund and the Special Employment Contingency Fund (also known as the Penalty and Interest Fund, or P & I Fund). The UI Reserve Fund Interest appropriations were initially estimated at \$4.0 million, but may not generate as much revenue as originally estimated due to varying interest rates. These funds are the second source utilized by IWD once the General Fund appropriation is depleted. Special Employment Contingency Fund appropriations are the third source of State funding that IWD utilizes if needed.

Funding — Federal Funds

The field offices are also funded through a variety of federal programs, some with broad eligibility and some with very specific purposes and consumers to serve. These programs include:

- [Wagner-Peyser Act](#): Provides employment opportunities for any citizen over age 15. Funding can be used for staff and facility support and labor market information data collection. This source represents approximately 10.0% to 18.0% of the total operating costs of the field offices.
- [Unemployment Insurance Allocations](#): Provides limited support for offices after major program operations are expended. This funding source represents approximately 10.0% to 25.0% of the total operating costs of the field offices, recently being closer to 25.0%.
- [PROMISE JOBS](#): Provides training and job placement assistance to families in the Family Investment Program, Iowa's cash assistance program under the federal Temporary Assistance for Needy Families Program. Funding is transferred from the Department of Human Services to IWD, and is then split between IWD and subcontractors that are providing Workforce Investment Act services in those regions. For IWD, this represents approximately 20.0% of the total operating costs of the field offices.
- [Disabled Veterans Outreach Program](#): Provides funds to support dedicated staff positions to develop and provide employment and job training opportunities for disabled and other qualified veterans. Also included is the Local Veteran Employment Representative. This funding source represents approximately 4.0% of the total operating costs of the field offices.
- [Reemployment Eligibility Assessment](#): Requires individuals to receive reemployment services through local offices in order to maintain their unemployment benefits. Services include skills assessment, education regarding the services provided at one-stop offices, and preparation for employment. This represents approximately 3.0% to 6.0% of the total operating costs.
- [Trade Assistance Act Training](#): Assists workers who have lost their jobs as a result of foreign trade. This represents approximately 1.0% to 3.0% of the total operating costs of the field offices.
- Other Federal Programs: Other federal programs for targeted consumers represent less than 3.0% of total operating costs.
- [Reed Act](#): One-time funding source last received in 2002. Funding in 2002 was used to partially fill the UI Reserve Fund and support the local offices.

Related Statutes and Administrative Rules

Iowa Code chapter [84A](#)

Iowa Code section [96.7A](#)

Iowa Administrative Code [877](#)

Budget Unit Number

3090Q030692

1443667

BUDGET UNIT BRIEF – FY 2025

Fiscal Services Division

July 1, 2024



Ground Floor, State Capitol Building

Des Moines, Iowa 50319

515.281.3566

A Mid-Iowa Organizing Strategy (AMOS) — Skilled Worker and Job Creation Fund

History and Purpose

The Skilled Worker and Job Creation Fund (SWJCF) appropriation to Iowa Workforce Development (IWD) began in FY 2014 and funds training programs for unemployed and underemployed central Iowans who need skills to advance to higher-paying jobs with full benefits. As a condition of receiving funding, an entity must testify regarding the expenditure of the moneys upon the request of the Joint Appropriations Subcommittee on Economic Development. This job training program, Project IOWA (Iowa Opportunities for Workforce Advancement), is intended to be coordinated by an organization like A Mid-Iowa Organizing Strategy (AMOS), a nonprofit community organization.

Project IOWA is a workforce development initiative that seeks to move chronically underemployed and impoverished central Iowa residents through intensive skills training to a career-track, living-wage job with benefits. The cornerstone to this approach is combining relevant technical training (developed and taught by industry leaders) and employment skills training through classes taught concurrently.

Funding

The Program receives an annual appropriation from the Skilled Worker and Job Creation Fund in the Economic Development Appropriations Act. The funding does not revert until the close of the following fiscal year.

In addition to the SWJCF appropriation, Project IOWA operates with various levels of support from private contributions and other miscellaneous sources of income.

Related Statutes and Administrative Rules

Iowa Code chapter [84A](#)

Iowa Code section [8.57](#)

Budget Unit Number

3090Q170006

1443534

More Information

Skilled Worker and Job Creation Fund: www.legis.iowa.gov/docs/code/8.75.pdf

Iowa Workforce Development: www.iowaworkforcedevelopment.gov/

Project IOWA: www.projectiowa.org

A Mid-Iowa Organizing Strategy (AMOS): amosiowa.org

LSA Staff Contact: Evan Johnson (515.281.6301) evan.johnson@legis.iowa.gov

BUDGET UNIT BRIEF – FY 2025

Fiscal Services Division

July 1, 2023



Ground Floor, State Capitol Building

Des Moines, Iowa 50319

515.281.3566

Future Ready Iowa Coordinator — SWJCF

Purpose and History

This is a Skilled Worker and Job Creation Fund (SWJCF) appropriation to the [Iowa Department of Workforce Development](#) (IWD) for the cost of staffing to coordinate [Future Ready Iowa](#) efforts.

Funding

The General Fund appropriation began with the 2018 enactment of [HF 2493](#) (FY 2019 Economic Development Appropriations Act). Any moneys from the appropriation remaining unencumbered or unobligated at the close of a fiscal year do not revert to the Fund and are available for the following fiscal year. The General Fund appropriation was not continued after FY 2019. With the 2019 enactment of [SF 608](#) (FY 2020 Economic Development Appropriations Act), the funding and 0.5 full-time equivalent (FTE) position is provided from the SWJCF.

Budget Unit Number

3090Q310006

1443959

More Information

LSA Staff Contact: Evan Johnson (515.281.6301) evan.johnson@legis.iowa.gov

BUDGET UNIT BRIEF – FY 2025

Fiscal Services Division

July 1, 2024



Ground Floor, State Capitol Building

Des Moines, Iowa 50319

515.281.3566

Work-Based Learning Intermediary Network — Skilled Worker and Job Creation Fund

Purpose and History

The [Work-Based Learning Intermediary Network](#) appropriation is awarded by the Iowa Department of Workforce Development (IWD) to 15 regional intermediary networks. The networks serve school districts within each region by facilitating cooperation and collaboration between businesses and entities within the State education system and offering work-based learning activities to students and teachers. The regional networks help students connect with the higher education system, businesses, and communities through relevant, work-based learning activities across 16 career clusters.

The Work-Based Learning Intermediary Network was created in FY 2014 under the Department of Education. It was transferred to the IWD during the 2023 Legislative Session in [Senate File 514](#) (State Government Alignment Act).

Funding

The Work-Based Learning Intermediary Network appropriation was funded for the first time in FY 2014 and has received an annual appropriation of \$1.5 million from the Skilled Worker and Job Creation Fund. At that level of funding, the appropriation is allocated to the 15 regional networks on a competitive basis based on annual learning plans submitted to the IWD.

If the appropriation level exceeds \$1.5 million, the statute requires that each regional network receives \$100,000, and the remaining funding is to be allocated to the networks using the formula established in Iowa Code section [260C.18C](#) for the annual General Aid appropriation to the community colleges.

Each regional network is required to match at least 25.0% of the State allocation through private donations, in-kind contributions, or other public moneys.

Related Statutes and Administrative Rules

Iowa Code chapter [84A](#)

Iowa Administrative Code [281—21](#)

Budget Unit Number

3090QA80006

Doc ID 1444076

More Information

Iowa Department of Workforce Development: iowaworkforcedevelopment.gov

LSA Staff Contact: Evan Johnson (515.281.6301) evan.johnson@legis.iowa.gov

BUDGET UNIT BRIEF – FY 2025

Fiscal Services Division

July 1, 2024



Ground Floor, State Capitol Building

Des Moines, Iowa 50319

515.281.3566

Adult Education and Literacy for the Workforce — Skilled Worker and Job Creation Fund

Purpose and History

The Adult Literacy for the Workforce appropriation provides funding for adult education and literacy programs at Iowa community colleges. The programs include adult basic education, adult education leading to a high school equivalency diploma, English as a second language instruction, and workplace and family literacy instruction.

The Adult Literacy for the Workforce appropriation was transferred to the Iowa Department of Workforce Development (IWD) from the Department of Education during the 2023 Legislative Session in 2023 Iowa Acts, [SF 514](#) (State Government Alignment Act).

Funding — Skilled Worker and Job Creation Fund

The Adult Literacy for the Workforce appropriation was funded for the first time in FY 2014 and has received an annual appropriation of \$5.5 million from the Skilled Worker and Job Creation Fund (SWJCF). The appropriation is allocated as follows:

- \$3.9 million to community colleges using the formula for the annual General Aid appropriation in Iowa Code section [260C.18C](#).
- No more than \$150,000 to the IWD for the implementation of adult education and literacy programs.
- No more than \$1.3 million as grants to community colleges for adult basic education programs for students requiring instruction in English as a second language.
- \$210,000 to the Department of Health and Human Services to administer a program to provide supplemental support for international refugees to improve learning, English literacy, life skills, cultural competencies, and integration in a county with a population over 350,000.

Funding — State General Fund

Since FY 2020, Adult Literacy for the Workforce also receives an annual General Fund appropriation of \$500,000 for grants to community colleges for the purpose of adult basic education programs for students requiring instruction in English as a second language.

Related Statutes and Administrative Rules

Iowa Code sections 84A.19 and [260C.50](#)

Iowa Administrative Code [281—23](#) and [281—32](#)

Budget Unit Number

3090QB10006

Doc ID 1444075

More Information

Iowa Department of Workforce Development: iowaworkforcedevelopment.gov

LSA Staff Contact: Evan Johnson (515.281.6301) evan.johnson@legis.iowa.gov

BUDGET UNIT BRIEF – FY 2025

Fiscal Services Division

July 1, 2024



Ground Floor, State Capitol Building

Des Moines, Iowa 50319

515.281.3566

Science, Technology, Engineering, and Mathematics (STEM) — Skilled Worker and Job Creation Fund (SWJCF)

Purpose and History

The purpose of the Science, Technology, Engineering, and Mathematics (STEM) appropriation is to provide students studying in STEM fields with internships that lead to a permanent position with Iowa employers, as provided in Iowa Code section [15.411\(3\)\(c\)](#). For every two dollars of wages earned by the student, the employer may receive an amount of one dollar for every dollar paid by the employer to the intern, not to exceed \$5,000 per internship.

The program was established during the 2014 Legislative Session in 2014 Iowa Acts, chapter [1132](#) (FY 2015 Economic Development Appropriations Act).

The appropriated funds remaining unencumbered or unobligated at the end of a fiscal year are not to revert and are to remain available for expenditure for STEM internship purposes in subsequent fiscal years.

Funding

A General Fund STEM internship appropriation of \$1.0 million was first made during the 2014 Legislative Session in [HF 2460](#). Beginning with the enactment of 2016 Iowa Acts, chapter [1135](#) (FY 2017 Economic Development Appropriations Act), the appropriation was provided from the Skilled Worker and Job Creation Fund (SWJCF). 2022 Iowa Acts, chapter [1148](#) (FY 2023 Economic Development Appropriations Act), decreased the SWJCF appropriation to \$633,000. 2023 Iowa Acts, [SF 559](#) (FY 2024 Economic Development Appropriations Act), transferred the appropriation from the Iowa Economic Development Authority to the Iowa Department of Workforce Development.

Related Statutes and Administrative Rules

Iowa Code section [15.411\(3\)](#)

Iowa Administrative Code [877—30](#)

Budget Unit Number

3090QB20006

Doc ID 1444327

More Information

Iowa Department of Workforce Development: workforce.iowa.gov
LSA Staff Contact: Evan Johnson (515.281.6301) evan.johnson@legis.iowa.gov

BUDGET UNIT BRIEF – FY 2025

Fiscal Services Division

July 1, 2024



Ground Floor, State Capitol Building

Des Moines, Iowa 50319

515.281.3566

Regents Innovation Fund

Purpose and History

The appropriation to the State Board of Regents (Regents) for the Regents Innovation Fund is used for capacity-building infrastructure in areas related to technology commercialization; marketing and business development efforts related to technology commercialization, entrepreneurship, and business growth; and infrastructure projects and programs needed to assist in implementation of activities under Iowa Code chapter [262B](#) (Commercialization of Research).

The Regents institutions are required to provide a one-to-one match of additional moneys for the activities funded with the appropriation.

The appropriation from the Skilled Worker and Job Creation Fund for the commercialization of research was first made during the 2013 Legislative Session, for FY 2014, with an appropriation in [HF 604](#) (Education Appropriations Act). The appropriation has been continued annually in the Economic Development Appropriations Act.

Funding — Skilled Worker and Job Creation Fund

An annual appropriation of \$3.0 million is provided from the Skilled Worker and Job Creation Fund and is allocated to the three Regents institutions as follows:

- Iowa State University, 35.0%: \$1.1 million
- University of Iowa, 35.0%: \$1.1 million
- University of Northern Iowa, 30.0%: \$900,000

The Board of Regents is required to submit an annual economic development and technology transfer report by January 15 to the Governor, the General Assembly, and the Legislative Services Agency regarding the use of the appropriation to the Regents.

Other Sources of Revenue

In addition, the programs supported by the Regents Innovation Fund operate with various levels of support from federal funds and other miscellaneous sources of income.

Related Statutes and Administrative Rules

Iowa Code chapter [262B](#)

More Information

Skilled Worker and Job Creation Fund: www.legis.iowa.gov/docs/code/8.75.pdf
Office of the Vice President for Research and Economic Development: www.vpresearch.iastate.edu
LSA Staff Contact: Evan Johnson (515.281.6301) evan.johnson@legis.iowa.gov

Budget Unit Number

6150L670006

1443814

BUDGET UNIT BRIEF – FY 2025

Fiscal Services Division

July 1, 2024



Ground Floor, State Capitol Building

Des Moines, Iowa 50319

515.281.3566

Iowa State University — Economic Development — Skilled Worker and Job Creation Fund

Purpose and History

The Skilled Worker and Job Creation Fund (SWJCF) appropriation to Iowa State University (ISU) began in FY 2014 and is designated for ongoing economic development efforts.

The Iowa State University Economic Development appropriation funds three programs. The first two fall under the Office of the Vice President for Research and Economic Development, and the third falls under the ISU College of Business.

Research Park. The ISU Research Park was created in 1987 to provide space and resources to technology-based firms and research organizations. The Park currently offers assistance and accessibility to many university and area connections including facilities, expertise, technology, financing, and recruiting. The Research Park includes multiple incubators that provide wet lab and office space and business development services to startup companies.

Institute for Physical Research and Technology (IPRT). Established in 1987, the IPRT is a network of research centers whose mission is to focus fundamental and applied research on the development of new technologies through interdisciplinary research. The IPRT Centers plus the IPRT Company Assistance Unit provide no-cost technical assistance in materials and nondestructive evaluation, and cost-share funds to create or improve products and processes.

Small Business Development Centers (SBDCs). Established in 1981, the SBDCs counsel and train persons in managing, financing, and operating small businesses; conduct market research; and provide comprehensive information services and access to experts in a variety of fields. The Lead SBDC Center at ISU subcontracts with other universities, community colleges, and other institutions to provide a network of 16 regional assistance centers throughout Iowa.

The University is required to focus expenditures on projects that will provide economic stimulus in Iowa and emphasize providing services to Iowa-based companies.

More Information

Iowa State University: www.iastate.edu

Office of the Vice President for Research and Economic Development: www.vpresearch.iastate.edu

ISU College of Business: www.business.iastate.edu

Research Park: www.isupark.org/the-park

Institute for Physical Research and Technology (IPRT): lib.dr.iastate.edu/iprt

Small Business Development Centers (SBDCs): www.iowasbdc.org

LSA Staff Contact: Evan Johnson (515.281.6301) evan.johnson@legis.iowa.gov

Funding — State General Fund

The ISU Economic Development programs received an annual General Fund appropriation to support general operations until FY 2014. ISU also received an annual General Fund appropriation of approximately \$100,000 in the Economic Development Appropriations Act for the SBDCs until FY 2018.

Other Sources of Revenue

Beginning with FY 2014, the appropriation was moved to the SWJCF. These programs operate with various levels of support from federal funds and other miscellaneous sources of income. Approximately 30.0% of the SWJCF appropriation is required to be used for the SBDCs.

Related Statutes and Administrative Rules

Iowa Code chapter [266](#)

Budget Unit Number

6150L430006

1443737

BUDGET UNIT BRIEF – FY 2025

Fiscal Services Division

July 1, 2024



Ground Floor, State Capitol Building

Des Moines, Iowa 50319

515.281.3566

University of Iowa — Economic Development — Skilled Worker and Job Creation Fund

Purpose and History

The Skilled Worker and Job Creation Fund (SWJCF) appropriation to the University of Iowa (UI) began in FY 2014 and is intended to support ongoing economic development efforts.

The UI Economic Development appropriation funds three programs. The first two programs are part of the UI Iowa Centers for Enterprise, and the third program is part of the College of Pharmacy.

- **UI Research Park (formerly Oakdale Research Park):** Established in 1989, the Research Park leases building sites and space to growing technology companies that require sustained research relationships with the University. Corporations located within the Park receive access to the research resources of UI, including a business incubator, research facilities and faculty scientists, and physicians and engineers.
- **Technology Innovation Center:** The Center provides office space and a nurturing business environment to new technology-based ventures that do not require wet laboratories. Corporate tenants can access the amenities and services available at the BioVentures Center, plus additional amenities located within or near the Center. Support services include high-speed Internet, UI library access, basic administrative infrastructure, capital acquisition and business development resources, and conference/meeting rooms.
- **UI Pharmaceuticals (formerly the Center for Advanced Drug Development):** The UI Pharmaceuticals Program provides contract pharmaceutical services, including preformulation studies, formulation development, clinical supply manufacturing, small-scale commercial manufacturing, analytical method development and validation, routine quality control analysis, stability studies, and active pharmaceutical ingredient and excipient release testing to clients from around the world.

The University is required to focus expenditures on projects that will provide economic stimulus in Iowa and emphasize providing services to Iowa-based companies.

Funding — State General Fund

The UI Economic Development Programs received an annual General Fund appropriation to support general operations until FY 2014.

More Information

Skilled Worker and Job Creation Fund: www.legis.iowa.gov/docs/code/8.75.pdf

University of Iowa: www.uiowa.edu

LSA Staff Contact: Evan Johnson (515.281.6301) evan.johnson@legis.iowa.gov

Other Sources of Revenue

Beginning with FY 2014, the appropriation was moved to the SWJCF. In addition, these programs operate with various levels of support from sales and services, interest, and other miscellaneous sources of income.

Related Statutes and Administrative Rules

Iowa Code chapter [263](#)

Budget Unit Number

6150L060006

1443893

BUDGET UNIT BRIEF – FY 2025

Fiscal Services Division

July 1, 2024



Ground Floor, State Capitol Building

Des Moines, Iowa 50319

515.281.3566

University of Iowa — Entrepreneur and Economic Growth — Skilled Worker Job Creation Fund

Purpose and History

The Skilled Worker and Job Creation Fund (SWJCF) appropriation to the University of Iowa began in FY 2014 and is intended to support the Entrepreneurship and Economic Growth Initiative. The appropriation is to be used to expand public/private partnerships and programming through the Pappajohn Entrepreneurial Center.

Funding — Other Sources of Revenue

The Initiative was first funded in FY 2014 from the General Fund. Since FY 2014, the annual appropriation has been made from the SWJCF in the Economic Development Appropriations Act. In addition, these programs operate with various levels of support from sales and services, interest, and other miscellaneous sources of income.

Related Statutes and Administrative Rules

Iowa Code chapter [263](#)

Budget Unit Number

6150L200006

1443894

More Information

Skilled Worker and Job Creation Fund: www.legis.iowa.gov/docs/code/8.75.pdf

University of Iowa: www.uiowa.edu

Pappajohn Entrepreneurial Center: www.iowajpec.org

HF 604: www.legis.iowa.gov/docs/publications/iactc/85.1/CH0141.pdf

LSA Staff Contact: Evan Johnson (515.281.6301) evan.johnson@legis.iowa.gov

BUDGET UNIT BRIEF – FY 2025

Fiscal Services Division

July 1, 2024



Ground Floor, State Capitol Building

Des Moines, Iowa 50319

515.281.3566

University of Northern Iowa — Economic Development — Skilled Worker and Job Creation Fund

Purpose and History

The Skilled Worker and Job Creation Fund (SWJCF) appropriation to the University of Northern Iowa (UNI) began in FY 2014 and is for ongoing economic development efforts related to the Metal Casting Center, the Institute for Decision Making, the MyEntreNet online entrepreneur resource (now called Iowa SourceLink), Advance Iowa, and the UNI Family Business Center. These programs are part of UNI's Business and Community Services Division. The purpose of the SWJCF appropriation is to support Iowa businesses and communities, with an emphasis on entrepreneurs and small businesses.

Metal Casting Center (MCC): The MCC now includes the Foundry 4.0 Center and provides foundry research, applied technology, and technical business assistance directly to the foundry industry. The MCC links UNI research and resources to private sector applications. The MCC has 3D printing facilities and technical resources in additive manufacturing. Foundry 4.0 facilities on the UNI campus and at TechWorks in Waterloo lead innovations for the foundry industry in 3D printing, sensors, Internet of Things (IoT), and investment casting technologies.

Institute for Decision Making (IDM): Established in 1987, the IDM guides organizations and community-based groups in making decisions and taking organized action toward economic and community development results. The IDM serves and advises economic development corporations, chambers of commerce, convention and visitor bureaus, community planning organizations, regional workforce groups, regional entrepreneur programs, and other similar groups. Priorities for IDM programming include guiding regional and statewide workforce initiatives and supporting economic developers with statewide Manufacturing 4.0 initiatives.

MyEntreNet Program/Iowa SourceLink: MyEntreNet is an entrepreneurship development system consisting of an online social network and free web resources, coupled with collaboratively delivered services for entrepreneurs in Iowa. In 2009, MyEntreNet became a statewide interactive community offering live webinars, peer learning, and other business services. The MyEntreNet team partners with the Iowa Economic Development Authority to offer online resources via [Iowa SourceLink](#). A component of the MyEntreNet Program and Iowa SourceLink is the Business Concierge service, designed to provide secondary research and on-demand business information to answer clients' business questions via email or online chat and over the phone. Another service of Iowa SourceLink is the Business License Information Center, which provides small businesses with licensing information and support in conjunction with the Secretary of State.

More Information

University of Northern Iowa: www.uni.edu
Business and Community Services: www.bcs.uni.edu
Metal Casting Center (MCC): www.mcc.uni.edu
Institute for Decision Making (IDM): www.bcs.uni.edu/idm
Advance Iowa: cbgi.uni.edu/advance-iowa
UNI Family Business Center: unifamilybusinesscenter.com
LSA Staff Contact: Evan Johnson (515.281.6301) evan.johnson@legis.iowa.gov

Advance Iowa: UNI's former Center for Business Growth and Innovation was integrated under the umbrella of Advance Iowa in 2021. These centers serve entrepreneurs and small- and medium-sized business owners throughout the State. The primary goals are business transition and employee ownership. This includes work to support employee stock ownership plans (ESOPs) in Iowa and other forms of employee ownership, with a focus on rural regions of Iowa. Advance Iowa also has a number of peer working groups across the State and assists small businesses with strategic direction.

Family Business Center (FBC): In 2021, The Family Business Center was formally recognized by the Iowa Board of Regents as a center. Family business programming was delivered for three years to determine the level of need and interest across Iowa. The FBC focuses on issues for family businesses, including governance, communication, and transition. Programming includes a breakfast series for family businesses, an annual conference, peer groups, platforms for direct family-to-family interaction and other support.

Funding

The UNI Economic Development Programs received an annual General Fund appropriation to support general operations until FY 2014. Beginning with FY 2014, the appropriation was moved to the SWJCF. These programs operate with various levels of support from other funds. UNI economic development programs are required to focus expenditures on projects that will provide economic stimulus in Iowa and emphasize providing services to Iowa-based companies. All programs pursue grants and contracts, foundation support, federal funds, fees for services, and other sources of revenue.

Related Statutes and Administrative Rules

Iowa Code chapter [268](#)

Budget Unit Number

6150L520006

1443784