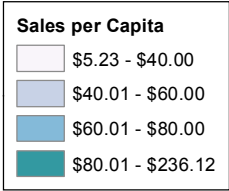
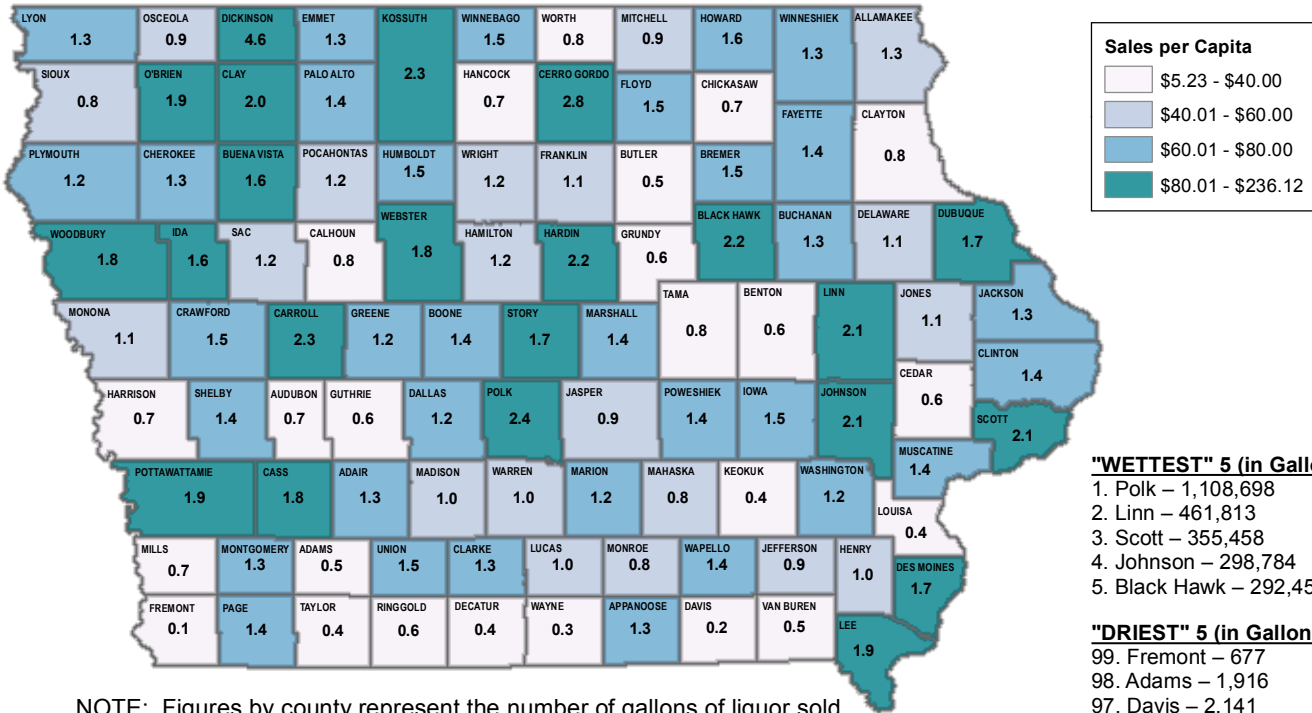


# LIQUOR SALES PER CAPITA BY COUNTY – FY 2016



**"WETTEST" 5 (in Gallons Sold):**

1. Polk – 1,108,698
2. Linn – 461,813
3. Scott – 355,458
4. Johnson – 298,784
5. Black Hawk – 292,454

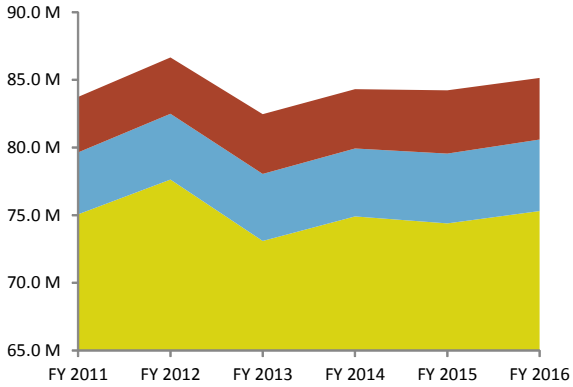
**"DRIEST" 5 (in Gallons Sold):**

99. Fremont – 677
98. Adams – 1,916
97. Davis – 2,141
96. Wayne – 2,225
95. Taylor – 2,478

NOTE: Figures by county represent the number of gallons of liquor sold per capita. Per capita was calculated by dividing the total liquor sales and gallons sold by the total population estimate by county.

**Totals Statewide in Millions FY 2016 (and 1-Year Change):**  
**Gallons Sold: 5.3 M (+1.1%)**  
**Liquor Sales: \$288.9 M (+3.9%)**

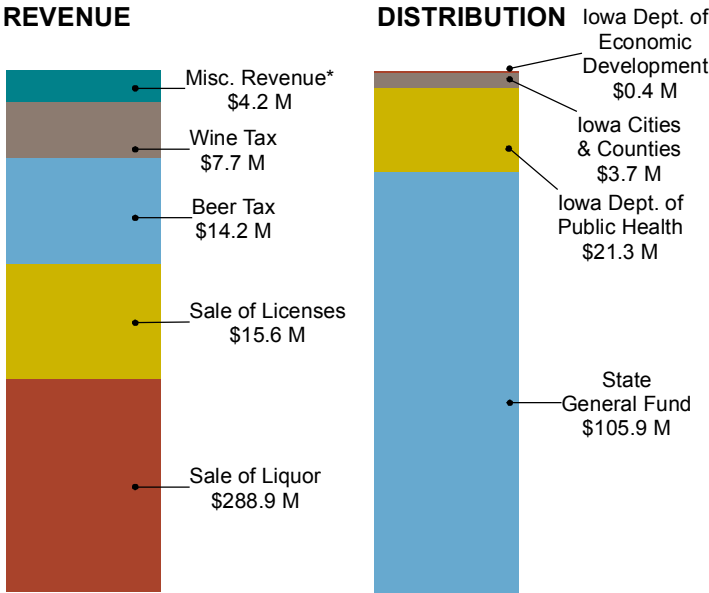
**ALCOHOLIC BEVERAGE SALES BY TYPE IN GALLONS – FY 2016**



**TOP 5 LIQUOR BRANDS SOLD (in Cases):**

1. Black Velvet Canadian Whiskey – 157,190
2. Hawkeye Vodka – 101,837
3. Captain Morgan Original Spiced Rum – 86,487
4. Fireball Cinnamon Whiskey – 74,881
5. Five O'Clock Vodka – 60,937

**REVENUE GENERATED AND FUND DISTRIBUTION – FY 2016**



\*Misc. Revenue includes the "Split Case Fee" and Bottle Deposit/Surcharge revenue.

For more detailed information, see the Iowa Alcoholic Beverages Division Annual Report: <https://abd.iowa.gov/annual-reports>  
 Sources: Iowa Department of Commerce Alcoholic Beverages Division, U.S. Census Bureau 2015 Population Estimate, LSA Calculations

Iowa LSA Staff Contact: Christin Mechler (515-281-6561)  
[christin.mechler@legis.iowa.gov](mailto:christin.mechler@legis.iowa.gov)