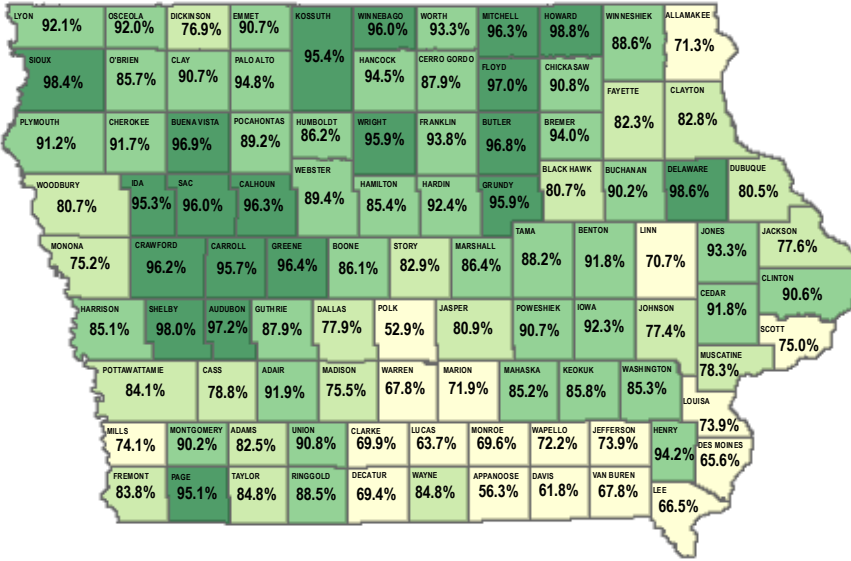


Land in Farms — 2017

Percentage of Land Area in Farms by County



30.6 Million Acres

Total Land in Iowa Farms in 2017

85.5%

Percentage of Iowa Land Area in Farms in 2017

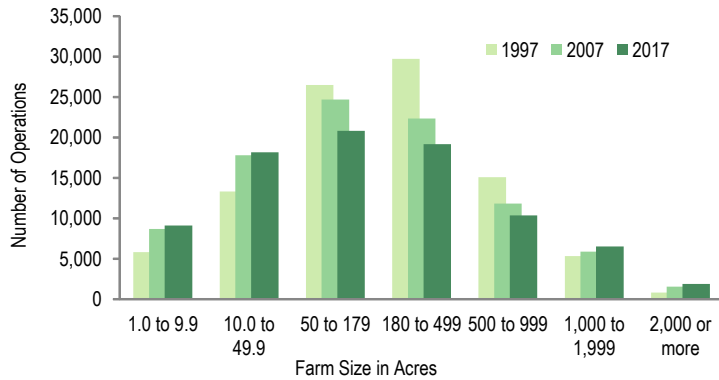
86,104

Number of Farm Operations in Iowa in 2017

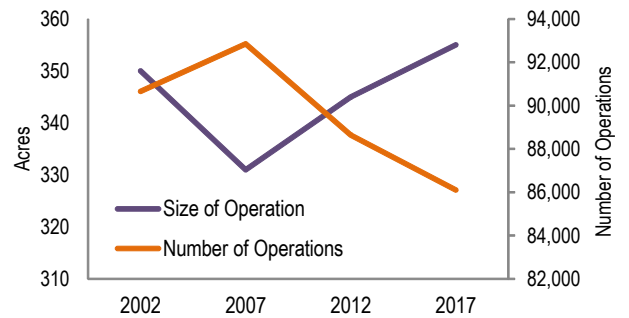
Percentage of Land in Farms

- 52.9% - 75.0%
- 75.1% - 85.0%
- 85.1% - 95.0%
- 95.1% - 98.8%

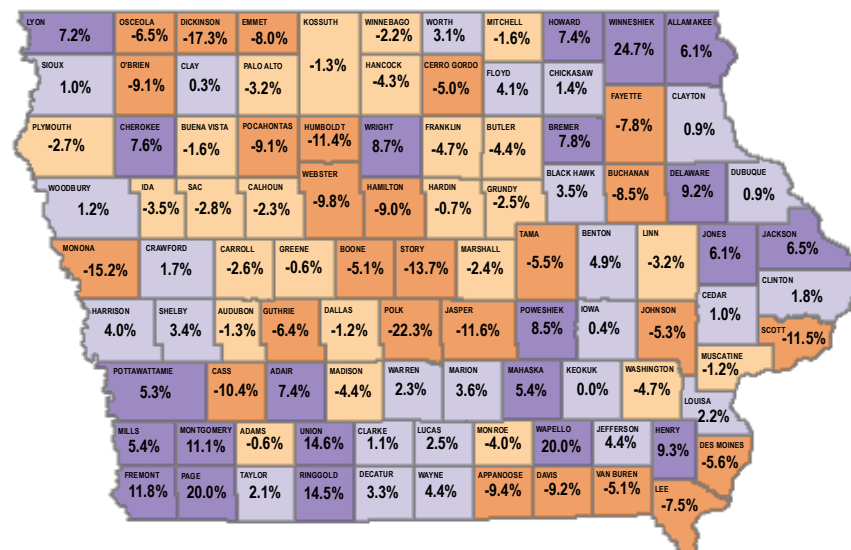
Farm Size by Operation — 1997-2017



Average Farm Size and Number of Operations — 2002-2017



Percentage Change in Land Area in Farms — 2007-2017



Change in Farms — 2007-2017

-0.6%

Change in Number of Acres in Farms

-5.0%

Change in Number of Farm Operations

Percentage Change in Farm Acres

- 22.3% to -5.0%
- 4.9% to -0.1%
- 0.0% to 5.0%
- 5.1% to 24.7%

Note: The U.S. Department of Agriculture's definition of a farm is any place from which \$1,000 or more of agricultural products were produced and sold, or normally would have been sold, during the census year. Land area within a county includes water and other unfarmable acreage.

Source: USDA National Agricultural Statistics Service, [2017 Census of Agriculture](#); LSA calculations
 LSA Staff Contact: Deb Koziel (515.281.6767) deb.koziel@legis.iowa.gov