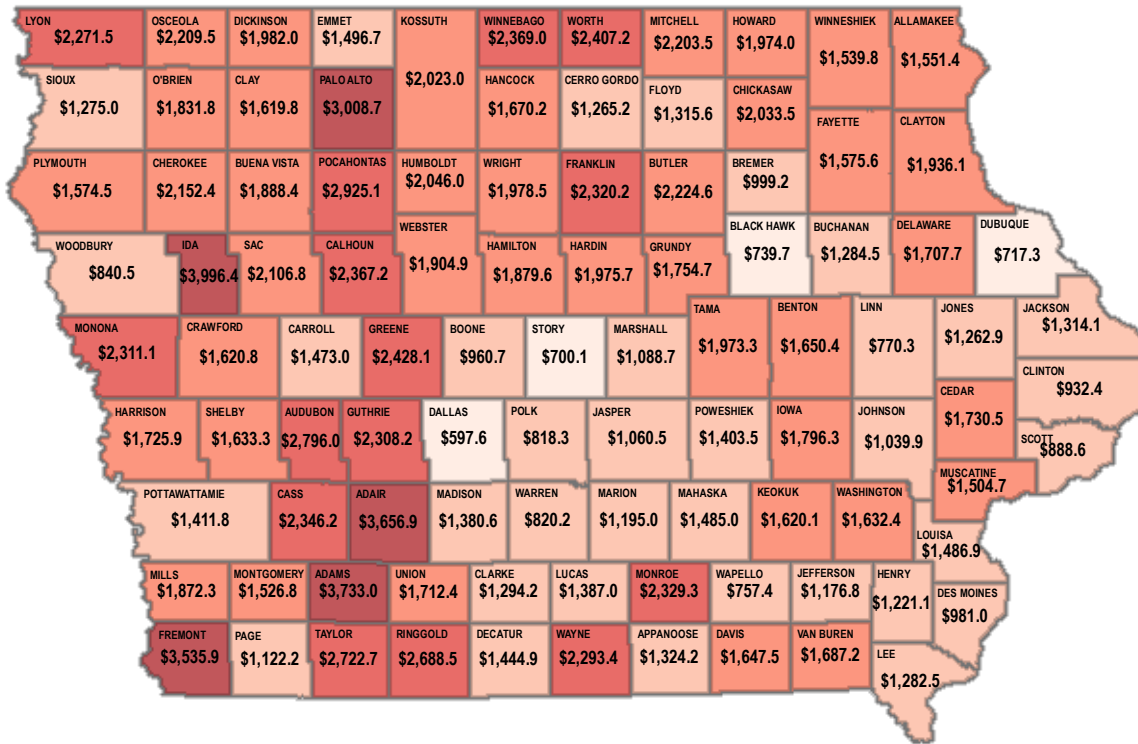
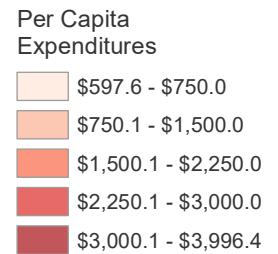


County Government Expenditures — FY 2024

Per Capita by County from All Funds

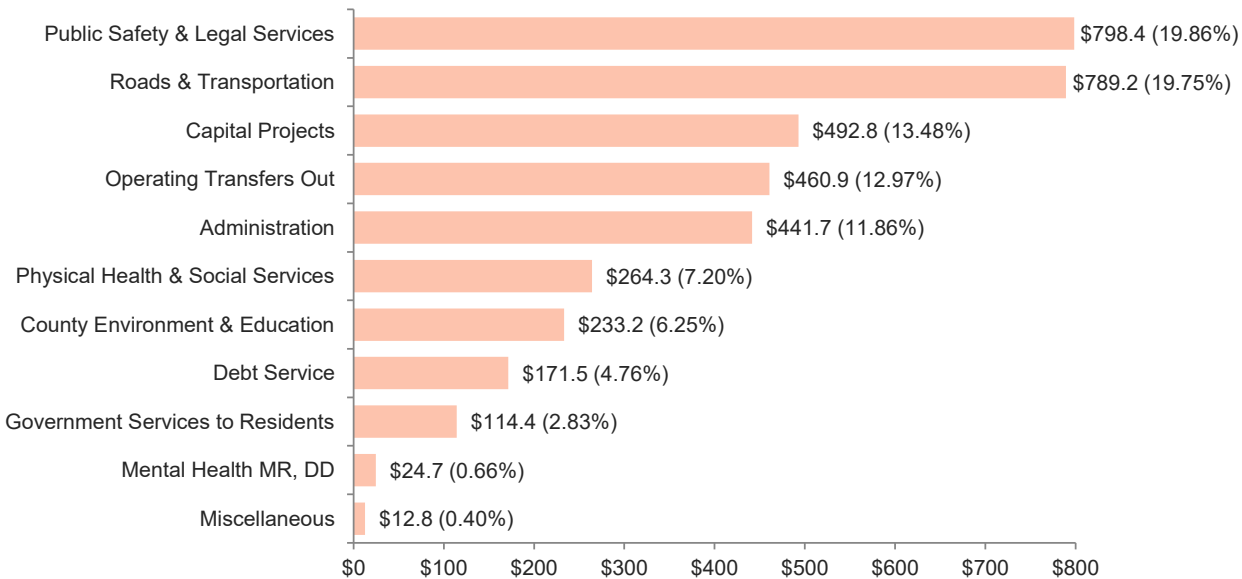


\$1,186.1
Total Expenditures
Per Capita



County Expenditures by Function and Percent of Total — FY 2024

Total: \$3,804.0 (in millions)



Note: Per capita expenditures are calculated by dividing a county's total expenditures by the 2023 Decennial Census population. There is a negative relationship between county size (either total expenditures or population) and per capita expenditures. That is, the larger counties spend less per person for county government service; this can be attributed to economies of scale.

Sources: Department of Management, County Annual Financial Reports;
U.S. Census Bureau, 2023 Population and Housing Unit Estimates; LSA calculations
LSA Staff Contact: Eric Richardson (515.281.6767) eric.richardson@legis.iowa.gov