



2022

Annual Report



TABLE OF CONTENTS

03 Iowa Workforce Development
Agency Overview

05 Future Ready Iowa
Overview

07 Home Base Iowa
Overview

09 Administrative Services
Division

11 American Job Center
Division

16 Business Engagement
Division

19 Unemployment
Insurance Division

25 Labor Market Information
Division

27 Workforce Services
Division

36 Information
Technology Division

38 Iowa Division of
Labor

43 Workers' Compensation
Division

46 Fiscal Year 2021
Expenditure Report



AGENCY OVERVIEW

Iowa Workforce Development (IWD) is a state agency committed to providing employment services for individual job seekers and to connecting employers to available workers through our IowaWORKS partnership.

IWD continually strives to improve processes and align the organization to provide effective, demand-driven products and services. IWD staff in Des Moines consists of administrative services, labor services, workers' compensation, workforce services, labor market information, information technology, and unemployment insurance services. The agency also maintains a statewide delivery system of IowaWORKS Centers and satellite and expansion offices where both employers and job seeking Iowans can receive workforce assistance.

BETH TOWNSEND, DIRECTOR



Director Townsend has general supervision over the various services IWD provides to Iowans. The director prepares, administers, and controls the budget of the department and its divisions along with Rod Roberts who is the Division of Labor Commissioner and Joseph S. Cortese II who is the Division of Workers' Compensation Commissioner. She also serves as the chair of the National Association of State Workforce Agencies Unemployment Insurance committee and was recently appointed by the Secretary of Veterans Affairs, Robert Wilkie, to the Advisory Committee for

Minority Veterans. Director Townsend was appointed by Governor Branstad in 2015 and reappointed by Governor Reynolds in January 2019 and in 2023.

Director Townsend is a graduate of the University of Nebraska-Kearney and the University of Nebraska Law School. She is a member of the Nebraska and Iowa state bars. After graduating from law school, Director Townsend joined the United States Air Force as a member of the Judge Advocate General's Corps, where she served in a variety of roles over the course of her career. Director Townsend left active duty and moved to Iowa in 2001 and practiced law in the area of civil rights and employment law for 10 years, prior to being appointed the Director of the Iowa Civil Rights Commission by Governor Branstad in 2011. She retired from the Air Force Reserve in August 2010 as a Lieutenant Colonel after 21 years of active and reserve duty. Director Townsend is the mother of one adult son and is a proud member of the Choctaw Nation.



ROD ROBERTS, LABOR COMMISSIONER (Retiring on Jan. 31, 2023)

Commissioner Roberts served in the Iowa House of Representatives from 2001-2010. During those ten years he represented an area in west central Iowa that included all of Carroll county and portions of Crawford, Greene and Sac counties. In 2010 Governor Branstad appointed him to serve as the Director of the Iowa Department of Inspections and Appeals, a position he served in until February 2019. Governor Reynolds appointed him to serve as Iowa's Labor Commissioner in March 2019.

The Division of Labor is responsible for the administration of state and federal statute related to public health, safety and workplace issues. Iowa's Occupational Safety and Health Act administration is located within the division. With an emphasis on voluntary compliance through education and preventive services, the Division continues to implement the vision of creating a "culture of safety" throughout Iowa's labor force.



JOSEPH CORTESE II, WORKERS' COMPENSATION COMMISSIONER

Commissioner Cortese was a lawyer in private practice for over 30 years prior to his appointment. Before becoming Commissioner in February 2015, he practiced workers' compensation law at the Des Moines law firm formerly known as Huber, Book, Cortese & Lanz, where he was a partner.

Commissioner Cortese received his Bachelor's degree from Indiana University and earned his J.D. with honors from Drake Law School. He is a member of the Iowa State Bar Association, Polk County Bar Association, Iowa Association of Workers' Compensation Attorneys, and was a founding member of the American Academy of ADR Attorneys.

The Workers' Compensation Division performs three core functions: adjudicating disputed workers' compensation claims, enforcing compliance standards, and educating Iowans about workers' compensation law and procedures.



FUTURE READY IOWA INITIATIVE

The Future Ready Iowa (FRI) Act was unanimously passed in 2018 and the state legislature has continued to support this act with over \$20 million in appropriations in 2021 and 2022. FRI provides the framework that will guide the development of Iowa's skilled workforce. The goal of the program is that 70 percent of Iowa's workforce will have post-secondary education, training, or a credential of value by 2025. Future Ready Iowa recognizes the reality that in today's knowledge-based global economy, postsecondary education or training school is the new minimum to earn a living wage.

LAST-DOLLAR SCHOLARSHIP PROGRAM

The act created the Last-Dollar Scholarship Program, which pays the cost of tuition up to an associate degree, at any community college in high-demand occupations. The Iowa Legislature appropriated \$23,927,005 million for this program for fiscal year 2023. Reporting through early spring of the 2021- 2022 academic year indicates \$21,495,093 million was awarded to 7,764 recipients.

FUTURE READY IOWA SUMMER YOUTH INTERN PILOT PROGRAM

The FRI act also created the Future Ready Iowa Summer Youth Intern Pilot Program and funded it at \$250,000. Program funding was again appropriated during the 2022 legislative session. Grantees are organizations that sponsor youth internship programs targeting low income or at-risk students. Projects focus on helping students develop soft skills necessary to be successful in any workplace. Participants explore different career pathways while participating in a paid internship program. Initial reporting for Summer 2022 projects indicate that 684 youth participated in the program. Program attendance was 94% and 617 participants completed the program. This opportunity often leads to ongoing employment opportunities for participants after program completion, and an estimated 289 participants have secured an employment opportunity. Approximately \$2 million was awarded across 35 Summer Youth Intern Pilot Program projects.

EMPLOYER INNOVATION FUND AND CHILD CARE CHALLENGE

The Future Ready Iowa Alliance recognized that the key to the initiative's success is collaborative work at the grassroots level. Community groups and employers needed to work together to identify local workforce needs and create innovative ways to solve those local needs. The Employer Innovation Fund was created to incentivise this kind of work. The program is unique to Iowa and was funded with \$4.2 million in 2021. This funding level included \$1.2 million for the Employer Innovation Fund and \$3 million for the Child Care Challenge Fund, which was initially funded in 2020.

EMPLOYER INNOVATION FUND

The Employer Innovation Fund program provides matching grants to employers and non-profit groups that create innovative projects to solve local workforce needs beyond the cost of tuition and fees. Eligible programs include non-credit and for-credit postsecondary credentials leading to high-demand jobs in the state or in their local area high-demand occupation list. Grantees include employers, employer groups, nonprofits and educators working together to implement the programs using state-matched funding with privately raised or donated funds. Examples of qualifying programs include projects that address barriers lowans often face when trying to complete post-secondary training such as childcare, transportation, or equipment. In spring 2022, there were 36 traditional Employer Innovation Grants awarded. This totaled \$1,337,338 in funding to approved applicants. The estimated number of participants involved in these projects is 3,542.

CHILD CARE CHALLENGE FUND

The Child Care Challenge Fund provides a state matching grant opportunity for local and regional efforts to address the child care issues that serve as barriers to employment efforts for many lowans and Iowa Employers. Child care was also identified as the number one priority by the Governor's Economic Recovery Advisory Board in February of 2021. In spring 2022, the Child Care Challenge fund awarded \$3 million in funding, which was combined with federal funding for 55 Child Care Challenge grants totaling \$9.2 million. In addition, IWD worked with the Iowa Department of Human Services (DHS) to combine DHS funding to support 108 childcare grants, totaling nearly \$37 million to create an estimated 5,000 new childcare slots in Iowa.

FUTURE READY IOWA GOALS

The FRI programs continue to work collaboratively with state, regional, and local partners and stakeholders. Experience thus far indicates the following:

- Work-based learning for all ages results in valuable training and employment opportunities.
- The Last-Dollar Scholarship indicates great results in training program completion. Additionally, most students taking advantage of this opportunity are adults, a target group for FRI programs.

The Future Ready Iowa Act as a key strategy toward achieving the goals and vision described in Iowa's Unified State Plan and the goals of WIOA legislation. Results from the 2021 IWD Laborshed study found that 62.1% of lowans have completed education and/or training beyond high school and 71.4% of lowans who received a certificate and/or some postsecondary education/training that, according to them, added value to their career path. To find more information about Future Ready Iowa, please visit www.futurereadyiowa.gov.





HOME BASE IOWA

Mission: Provide veterans and transitioning service members and their families with opportunities and benefits or a successful transition in Iowa — a place to call home.

HOME BASE IOWA

Home Base Iowa (HBI) is Iowa's premier veteran initiative focused on connecting Iowa businesses to skilled veterans and collaborating with IowaWORKS centers statewide. Iowa's unemployment rate remained near record lows, and businesses were challenged to find and highly skilled workers. This program connects Iowa businesses with qualified veterans looking for career opportunities. HBI's private-public partnership provides a high level of commitment for our veterans, transitioning service members and their families.

The HBI community initiative designates communities as centers of opportunity for veterans and further highlights Iowa's statewide commitment to welcoming and employing veterans and their spouses. Iowa has a great story to share nationwide, regularly ranking high on lists naming Iowa as a great place to live, work, play and raise a family.

Vision: Iowa is the "State of Choice" for veterans and transitioning servicemembers for employment, education and/or continued service; and service members are valued in communities which are welcoming, affordable, safe and family-friendly.

2022 HIGHLIGHTS

2,000+ Designated Home Base Iowa Businesses*

124 Approved Home Base Iowa Communities*

29 Colleges/Universities that meet specific Certified Higher Academic Military Partners (CHAMPS) criteria*

270 Veterans and Spouses Employed since January 2022

*Statistics through November 2022

COMMUNICATIONS BUREAU

The Communications Bureau is responsible for the management and distribution of all agency-wide communication. Day-to-day operations include communication with customers and the public at large, as well as internal communications support across agency divisions.

The bureau oversees all media relations and public communications, including but not limited to, press releases, policy or program announcements, interviews, events, and other promotion across agency channels. The bureau also directs communication for the agency's digital presence including its social media accounts, and manages the oversight of the agency's content on its public websites.

Areas of support include:

PUBLIC COMMUNICATION

Management of press releases, announcements, and policy and program notices across agency channels.

MEDIA RELATIONS

Daily coordination with members of the press, including media inquiries, interviews, and promotion of IWD programs.

AGENCY HIGHLIGHTS AND SUCCESS STORIES

Promotion of success stories using testimonials from outcomes of agency programs, using newsletters, videos, and related tools.

CONTENT AND BRAND SUPPORT

Support of all agency materials and consistent branding throughout all programs.

COMMUNICATIONS LIASION

Support of communications between external stakeholders, public officials, and the office of the Governor.

Administrative Services Division

The division oversees the Human Resources Bureau, the Training Bureau, and the Business Management Bureau.



HUMAN RESOURCES BUREAU

Human Resources is responsible for all things related to employees. This includes, but is not limited to, payroll, benefits, hiring, off-boarding and personnel-related items. During this year, IWD had nearly 700 employees.

TRAINING BUREAU

The Training Bureau personally onboards all new employees on their first day of employment. The Training Bureau creates agency-specific training that is maintained on the Learning Management System, manages LinkedIn Learning accounts for all employees, and enrolls employees in training outside of IWD. This Bureau also trains Unemployment Insurance and American Job Center employees on job-specific information.

BUSINESS MANAGEMENT BUREAU

The Business Management Bureau is responsible for all IWD's facilities. This includes building maintenance, lease agreements, coordination with landlords as well as DAS on related items, and establishing security and safety protocols for all locations. The Business Management Bureau is responsible for all State- issued vehicles that are under IWD. Additionally, within this Bureau is IWD Printing, which handles various printing projects for statewide distribution.

IWD's Continuity of Operations (COOP-COG) is maintained and facilitated through the Administrative Services Division. Collaboration with all Divisions occurs to ensure the Agency's essential functions continue to be performed during an emergency.

American Job Centers

IowaWORKS Centers located throughout the state provide services for individuals like career exploration, resume building, mock interviews, and workshops. Services are also available virtually.

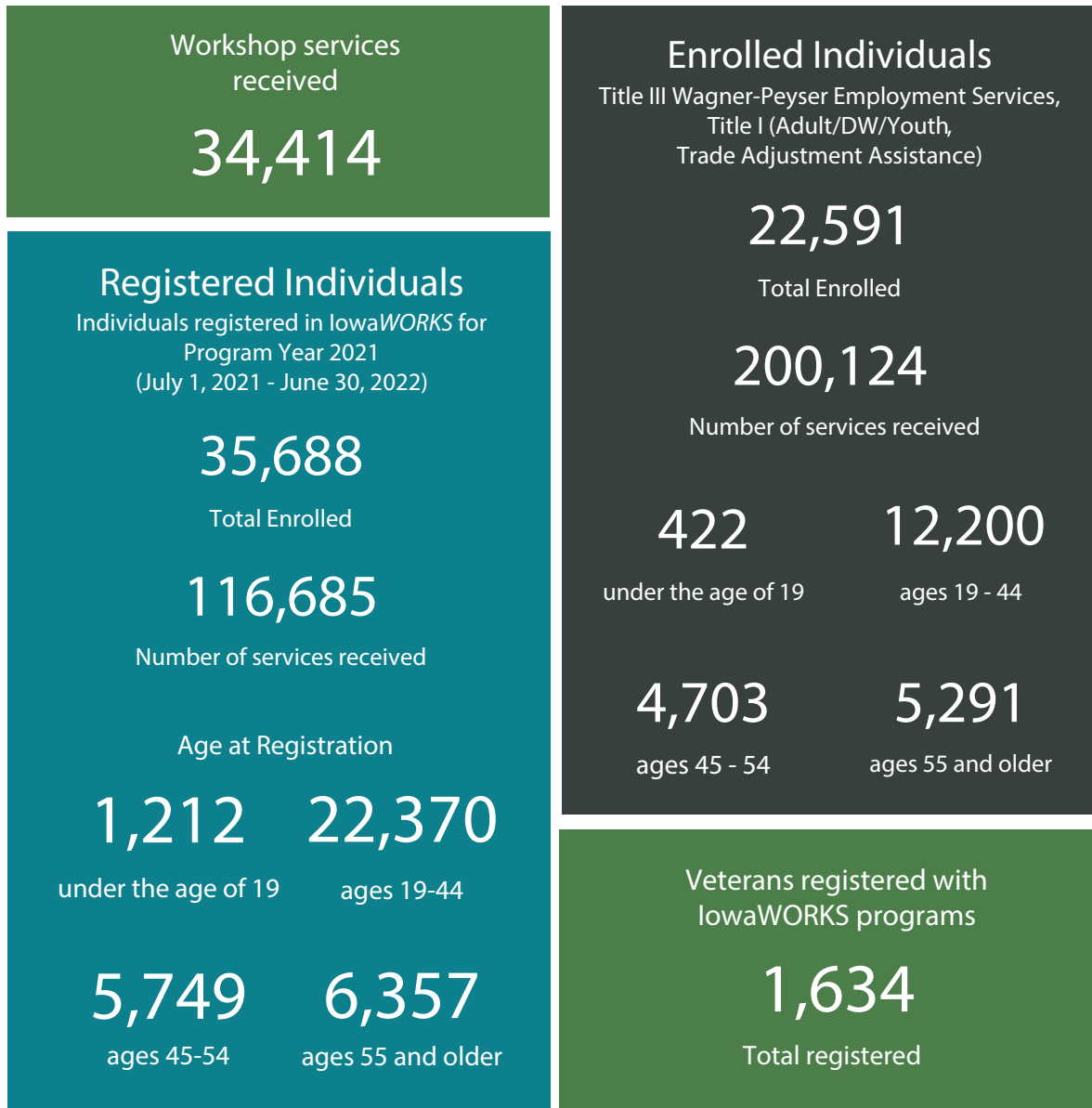


IowaWORKS

A proud partner of the AmericanJobCenter® network

IowaWORKS

Iowa’s data management system, IowaWorks.gov, enables individuals to register for work and receive applicable career services. Registered only individuals use the self-service system, facilitated help, or information-only services or activities within the system. If customers require additional staff-assisted services, IowaWORKS Career Planners assess service needs and enroll individuals in the appropriate Workforce Innovation and Opportunity Act (WIOA) program that will successfully meet the service needs of the participant. Services are available by visiting an IowaWORKS location or by scheduling a virtual appointment. Once an individual is registered in IowaWORKS, they are able to access services without the requirement to register again in the future. Due to this, the total registered individual number has decreased from prior years.



Statistics from PY21: July 1, 2021 – June 30, 2022

NATIONAL CAREER READINESS CERTIFICATE

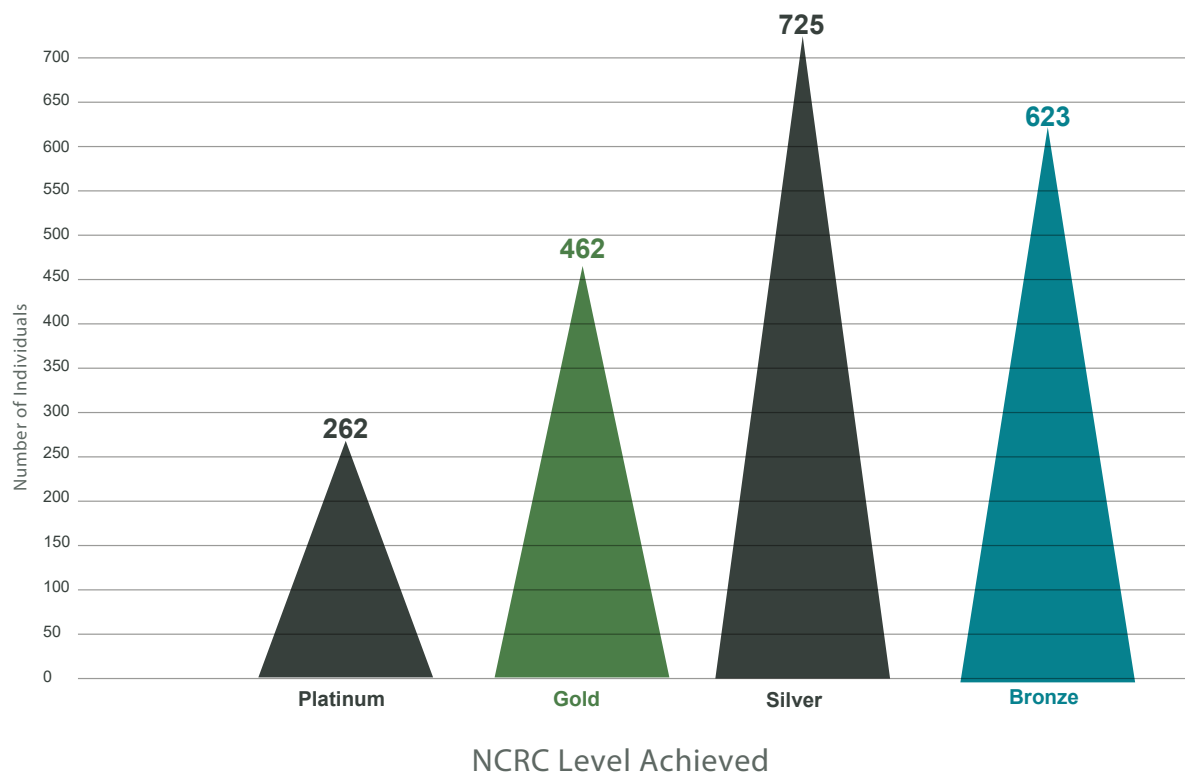
IWD continues to use ACT’s National Career Readiness Certificate® (NCRC), a WorkKeys® program, throughout the statewide delivery system of IowaWORKS Centers, satellite offices and expansion offices as well as in Iowa high schools. All Iowa residents are able to take the NCRC assessments at no cost.

The NCRC assesses the comprehension level of an individual in Graphic Literacy, Workplace Documents and Applied Math. Individuals receive a platinum, gold, silver or bronze certificate-based on their level of understanding in a given area. WorkKeys KeyTrain® is also available at no cost to anyone needing remediation before taking the NCRC.

The certificates can be presented to employers as another tool to demonstrate the skills of a job seeker. The certificate is also being used widely with IWD’s ex-offender initiative at correctional facilities in Mt. Pleasant, Rockwell City, Newton and Mitchellville, as part of the new Food Share Employment & Training component, in PROMISE JOBS, veteran services, and other employment and training activities.

TOTAL NCRC CERTIFICATES

January 1, 2022, through November 28, 2022, 2,072 Iowans earned an NCRC. Of these certificates, there have been 262 Platinum, 462 Gold, 725 Silver and 623 Bronze. This demonstrates a critical mass of the workforce with certified skill sets in Applied Math, Workplace Documents, and Graphic Literacy.



RETURNING CITIZEN INITIATIVE

IWD will soon have six full-time Reentry Workforce Advisors located in the Mitchellville, Newton, Rockwell City, Mount Pleasant, Fort Dodge and Clarinda correctional facilities. These staff assist incarcerated individuals nearing release in finding employment and networking with employers to address the barriers they may have in hiring returning citizens. Some of the assistance provided includes resume development, job interviewing techniques, pathway navigation, job search and application process. Each of the participants in the program completes the National Career Readiness Certificate (NCRC).

Thousands of men and women are released from incarceration every year and return to our communities, about 90% of those incarcerated will be released. This program gives returning citizens one more opportunity for success, which is finding meaningful employment and starting a new chapter in their lives.

Without a job, it is nearly impossible for returning citizens to establish a new life and become productive in the community in which they live. Hiring a returning citizen can help them integrate into society and gain financial independence. Iowa's unemployment rate has been at historical lows; when given the opportunity, this group of candidates may help fill employer vacancies with successful employees.



IOWAWORKS CENTERS & SATELLITE LOCATIONS

Burlington IowaWORKS Center

550 S. Gear Ave. Suite # 35
West Burlington, IA 52655
Phone: 319-753-1674
Fax: 319-753-5881
Email: BurlingtonIowaWORKS@iwd.iowa.gov

Denison IowaWORKS Center

504 IA-39 N. Denison
Denison, IA 51442
Phone: 712-792-2685
Email: DenisonIowaWORKS@iwd.iowa.gov

Cedar Rapids IowaWORKS Center

Location: Lindale Mall,
4444 1st Avenue NE, Suite 436
Cedar Rapids, IA 52402
Phone: 319-365-9474
Fax: 319-365-9270
Email: CedarRapidsIowaWORKS@iwd.iowa.gov

Council Bluffs IowaWORKS Center

Location: Omni Centr  Business Mall
300 W Broadway, Suite 13
Council Bluffs, IA 51503
Phone: 712-352-3480
Fax: 712-352-3486
Email: CouncilBluffsIowaWORKS@iwd.iowa.gov

Creston IowaWORKS Center

215 N Elm Street
Creston, IA 50801
Phone: 641-782-2119
Fax: 641-782-7060
Email: CrestonIowaWORKS@iwd.iowa.gov

Davenport IowaWORKS Center

1801 E. Kimberly Road, Suite A
Davenport, IA 52807
Phone: 563-445-3200
Fax: 563-445-3240
E-mail: DavenportIowaWORKS@iwd.iowa.gov

Des Moines IowaWORKS Center

200 Army Post Road
Des Moines, IA 50315
Phone: 515-281-9619
Fax: 515-281-9640
Email: DesMoinesIowaWORKS@iwd.iowa.gov

Dubuque IowaWORKS Center

680 Main Street, 2nd Floor
Dubuque, IA 52001
Phone: 563-556-5800 or 866-227-9874 Fax:
563-556-0154
Email: DubuqueIowaWORKS@iwd.iowa.gov

Fort Dodge IowaWORKS Center

3 Triton Circle
Fort Dodge, IA 50501
Phone: 515-576-3131
Fax: 515-955-1420
Email: FortDodgeIowaWORKS@iwd.iowa.gov

Marshalltown IowaWORKS Center

Southgate Plaza: 101 Iowa Avenue W., Suite 200
Marshalltown, IA 50158
Phone: 641-754-1400
Fax: 641-754-1443
Email: MarshalltownIowaWORKS@iwd.iowa.gov

Mason City IowaWORKS Center

600 S Pierce Avenue
Mason City, IA 50401
Phone: 641-422-1524
Fax: 641-422-1543
Email: MasonCityIowaWORKS@iwd.iowa.gov

Ottumwa IowaWORKS Center

15260 Truman Street, IHCC North Campus
Ottumwa, IA 52501
Phone: 641-684-5401
Fax: 641-684-4351
Email: OttumwaIowaWORKS@iwd.iowa.gov

Sioux City IowaWORKS Center

2508 4th Street
Sioux City, IA 51101
Phone: 712-233-9030
Fax: 712-277-8438
Email: SiouxCityIowaWORKS@iwd.iowa.gov

Spencer IowaWORKS Center

217 W Fifth Street, PO Box 1087
Spencer, IA 51301
Phone: 712-262-1971
Fax: 712-262-1963
Email: SpencerIowaWORKS@iwd.iowa.gov

Waterloo IowaWORKS Center

3420 University Avenue
Waterloo, IA 50701
Phone: 319-235-2123
Fax: 319-235-1068
Email: WaterlooIowaWORKS@iwd.iowa.gov

SATELLITE OFFICES

Decorah IowaWORKS Satellite Office

312 Winnebago Street
Decorah, IA 52101
Phone: 563-382-0457 or 866-520-8986
Fax: 563-387-0905
Email: DubuqueIowaWORKS@iwd.iowa.gov

Iowa City IowaWORKS Satellite Office


Eastdale Plaza,
1700 S 1st Avenue, Suite 11B
Iowa City, IA 52240
Phone: 319-351-1035
Fax: 319-351-4433
Email: CedarRapidsIowaWORKS@iwd.iowa.gov

Des Moines IowaWORKS Satellite Office

100 E. Euclid Ave, Suite 4
Park Fair Mall
Des Moines, IA 50313
Phone: 515-725-3601
Email: DesMoinesIowaWORKS@iwd.iowa.gov

Business Engagement

The new Business Engagement Division is designed as a “one-stop shop” to help employers with individualized assistance and address workforce needs.





Business Engagement

*Iowa's one-stop shop
for employers*

OVERVIEW

In January 2022, Governor Reynolds announced the creation of a separate re-employment division with the sole focus of helping Iowans get back to work. This new division is the Business Engagement Division, which is designed as a “one-stop shop” to help employers with individualized assistance to address workforce needs regardless of where they are in the business cycle – exploring and building; surviving a slowdown; or expanding and developing.

At Governor Reynolds’ direction, a State of Iowa audit identified 130+ workforce-related programs scattered across 10+ state agencies. IWD launched the Business Engagement Division on September 1, 2022, with the goal of helping employers navigate this landscape of workforce-related programs, all while also providing centralized oversight and training for IWD staff providing outreach services to employers across the state. The division’s first initiative was 100 days of outreach to statewide employers to engage, listen and learn about their experiences with IWD, focusing on programs they have previously used and what programs they may have interest in moving forward. The team visited 2,698 businesses in 2022.

The division’s goal is to be a one-stop shop for employers and help them connect to the local team of subject matter experts in their area. The mission of IWD is to “serve all Iowans” and the mission of the Business Engagement Division is no more complex than that. The new approach of meeting employers at their place of business has been well received. Business Engagement Consultants (BECs), formerly known as Business Marketing Specialists (BMS) are tasked with thinking “outside the box” to deliver services to employers. Business Engagement will have a new Customer Relationship Management (CRM) program by the end of January 2023, which will allow team members to track engagements, and have a system in place to track employer feedback and satisfaction. With this information and data based on the 100-day outreach initiative, leadership will drive the overall direction of the division based on input from employers. The division needs to be fluid and flexible and ready to pivot at a moment’s notice in this ever-changing business environment.

Leadership:

- Leadership and Administration of BECs and LVERs statewide
- Centralized training programs for BECs and LVERs
- Point of Contact (POC) within IWD for local economic developers and statewide partnerships
- POC for Local Workforce Development Boards (LWDBs), Sector Partnerships and Intermediary Networks

Business Engagement Consultants (BECs):

- Meet with employers in their regions to guide them through workforce solutions to meet the needs of business

Local Veterans Employment Representatives (LVERs):

- Meet with employers in their regions and advocate for veterans with significant barriers to employment

DISABILITY SERVICES OVERVIEW

Under the Workforce Innovation and Opportunity Act (WIOA) greater inclusion of persons with a disability is an imperative under the law and is a shift for the entire Workforce system. Across the United States 1 in 5 individuals experience a disability. In response to the updates in WIOA and showing a commitment to its the mission to “serve all lowans”, Iowa Workforce Development (IWD) as part of its Business Engagement Division, created a Bureau of Disability Services.

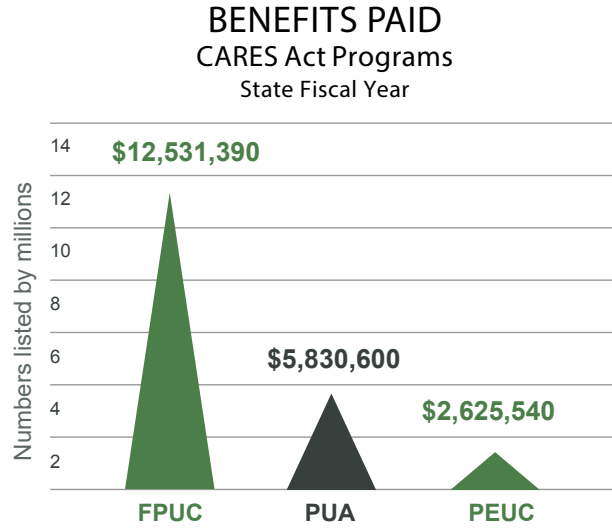
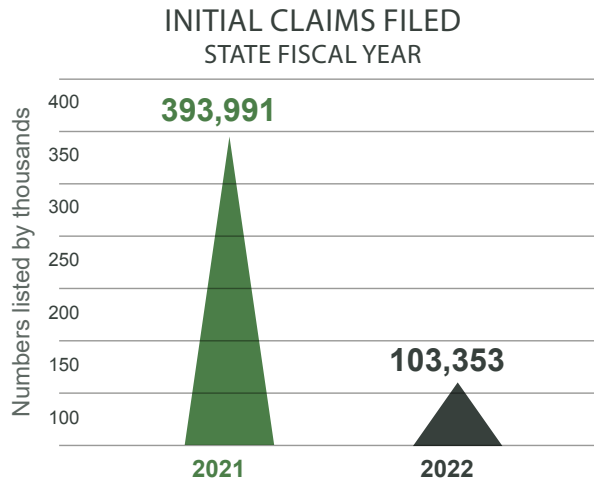
Disability Services will engage with businesses across the state to determine customer needs and ensure effective delivery of workforce training and education programs to lead to competitive, integrated employment. Disability Services will work with employers, industry trade groups, and associations statewide to increase capacity for full inclusion of person with disability into the larger workforce, as well as utilize data and community partners to identify underserved populations/ demographics and barriers to accessing employment services. Building collaborations and partnerships with community organizations, including public agencies, will drive much of the work of IWD’s Disability Services and meet the organization’s vision “to create, enable and sustain the most future ready workforce in the nation.”

Unemployment Insurance Division

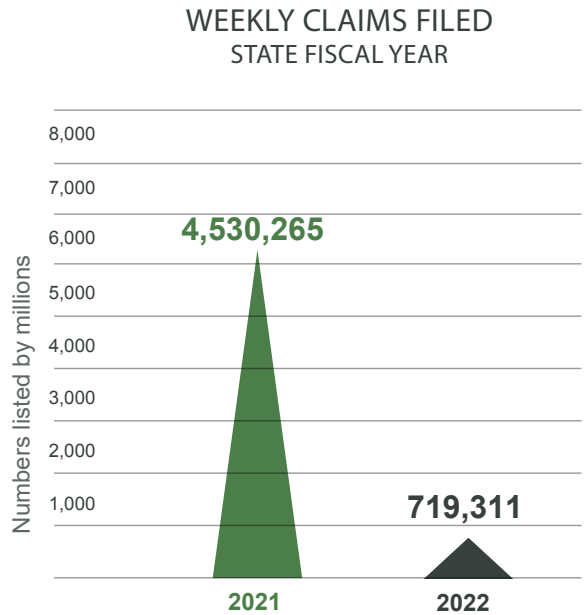
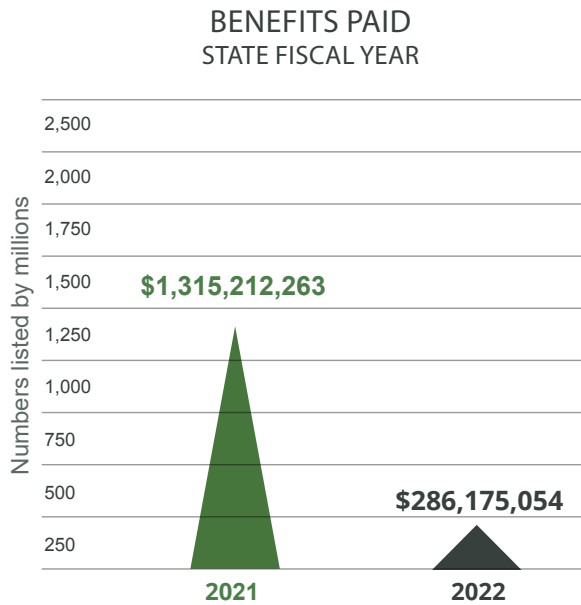
The Unemployment Insurance (UI) division is comprised of four bureaus: UI Benefit, UI Tax, UI Integrity, and UI Appeals. Each Bureau serves an important role in ensuring Iowa's UI program is administered efficiently. Please note that UI Appeals was moved to the Iowa Department of Inspections and Appeals in July 2022.



UI BENEFITS INFORMATION

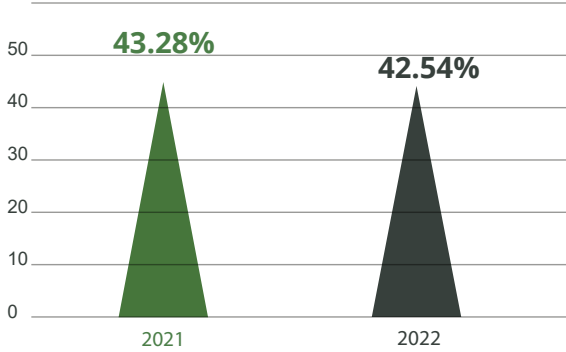


FPUC - Federal Pandemic Unemployment Compensation
 PUA - Pandemic Unemployment Assistance
 PEUC - Pandemic Emergency Unemployment Compensation

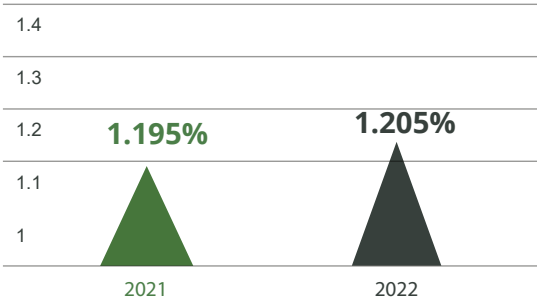


UI TAX BUREAU

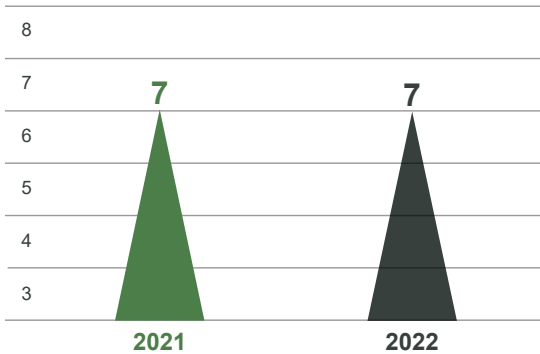
PERCENT EMPLOYERS WITH
UI TAX RATE OF 0% (DO NOT PAY TAXES)
State Fiscal Year



UI TAX RATE FOR AN
AVERAGE EMPLOYER
State Fiscal Year



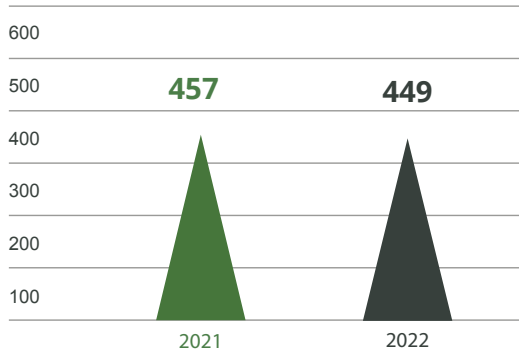
UI TAX EMPLOYER
CONTRIBUTION RATE TABLE
State Fiscal Year



UI TAX MISCLASSIFICATION

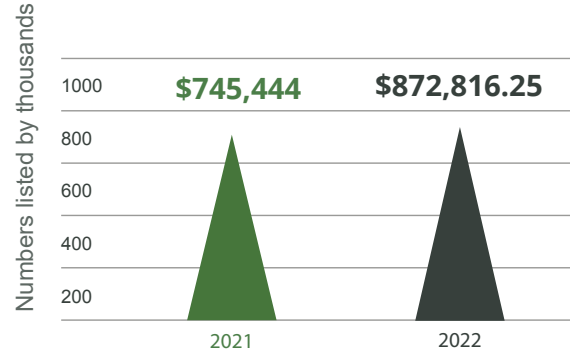
FIELD AUDITS COMPLETED

State Fiscal Year



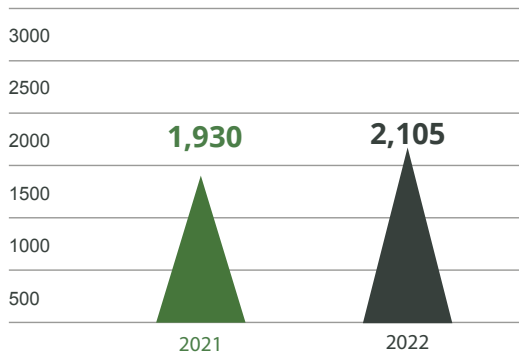
TOTAL CONTRIBUTIONS ADDED

State Fiscal Year



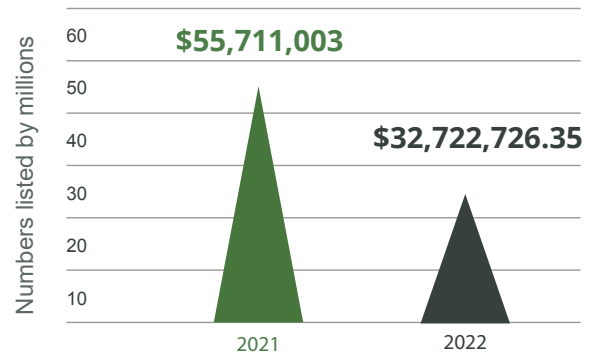
WORKERS FOUND

State Fiscal Year



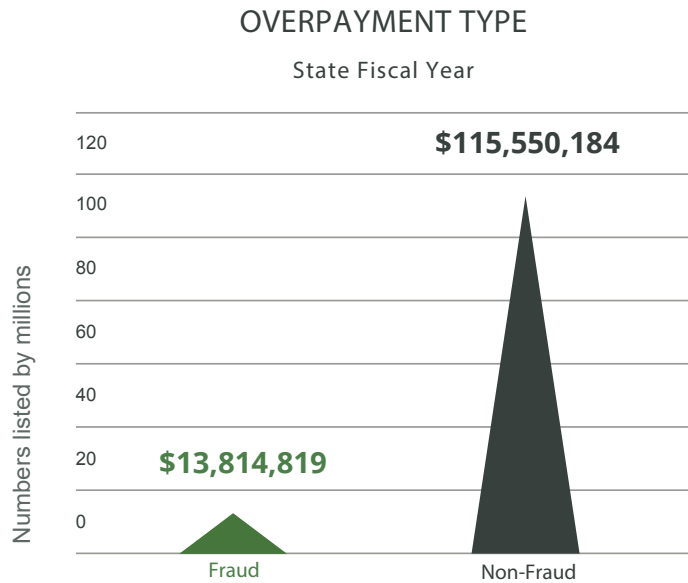
WAGES FOUND

State Fiscal Year

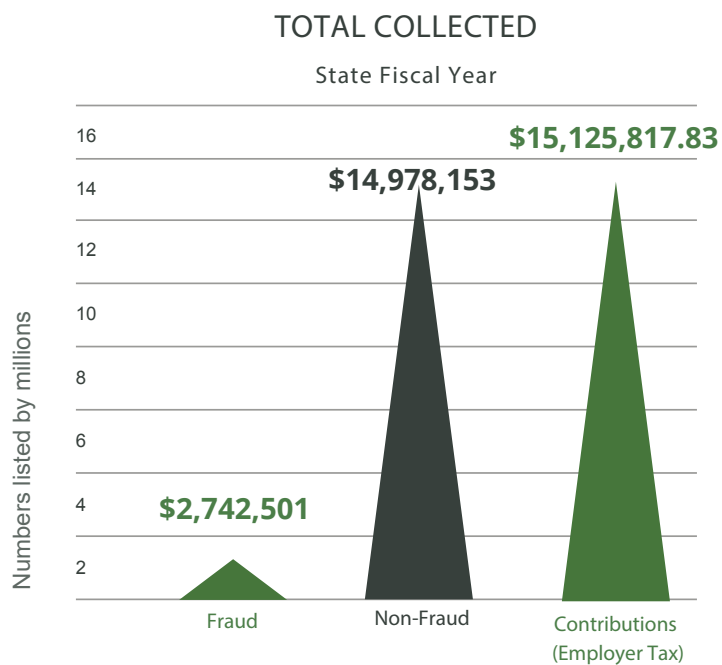


UI INTEGRITY

FRAUD/NON-FRAUD

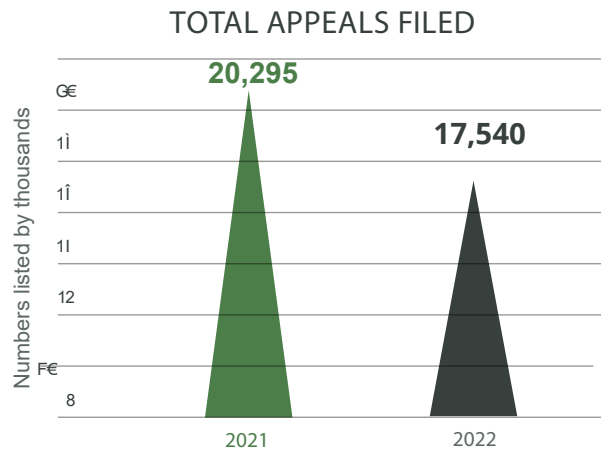
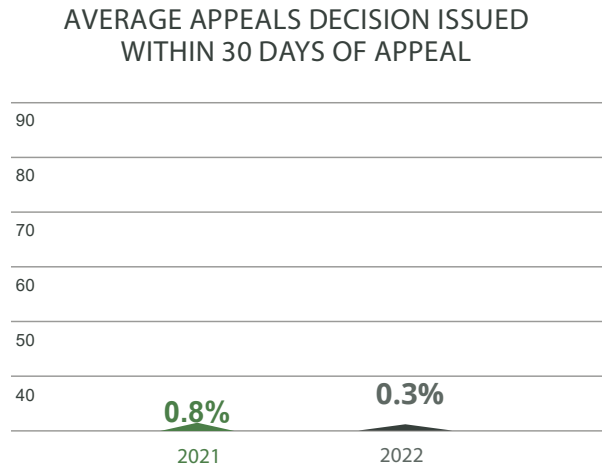
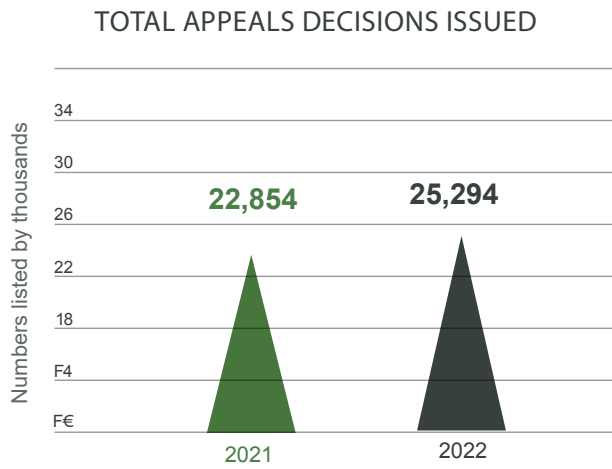


*Please note that the increase in overpayment setups is due to the backlog during the pandemic. Team members from the Integrity Unit were required to help with claim filings.



UI APPEALS BUREAU

UI Appeals Bureau time-lapse (percentage of appeals completed) is based on the number of days from the initial filing of a UI claim to the time it takes for an Administrative Law Judge decision. Please note that UI Appeals was moved to the Iowa Department of Inspections and Appeals in July 2022.



Labor Market Information Division

The Labor Market Information (LMI) Division gathers, analyzes, and publishes information on the economy and workforce.



LABOR MARKET INFORMATION

The Labor Market Information (LMI) Division gathers, analyzes, and publishes information on the economy and workforce.

The information created by the Labor Market Information (LMI) Division is used by: businesses, economic developers, educators, job seekers, government planners, policy makers, grant writers, legislators, researchers and students who use the data to make informed data-driven decisions. Current and historic labor market data, reports, and data can be found on LMI's website www.iowalmi.gov.

The LMI division works in cooperation with the Federal U.S. Department of Labor, Bureau of Labor Statistics (BLS) on four programs from which they receive the required funding, methodology, and oversight. BLS funds the production, analysis, and publication of data on the labor force, employment, unemployment, wages, earnings, industries and occupations.

The division is also responsible for other labor market products to measure labor availability, employment outcomes of education/training programs, unemployment insurance, and other workforce-related research.

The lowaLMI.gov site averaged 7,069 page views per month for a total of 84,830 page views in FY22.

Laborshed Studies program completed 61 individual studies for Iowa communities and 12 regional areas. In addition, to the individual reports team members completed 303 individual and occupational labor availability reports to assist with business expansion and recruitment.

The Occupational Employment & Wage Statistics program produced occupational employment estimates, wages, and salaries for 717 different occupations. Occupational reports were created for 23 different geographic areas: State, Local Workforce Development Areas, Metropolitan Statistical Areas, and non-metropolitan areas (Balance of State).

LMI's Industry and Occupation Projections program produced short-term and long-term employment forecasts for 590 occupations, 92 detailed sub-sector industries for the state and at varying levels for Iowa's local workforce development areas.

The Local Area Unemployment Statistics released the monthly labor force (employed, unemployed and unemployment rate) estimates for Iowa, Iowa's counties, metros, and numerous other geographies. Iowa began the fiscal year with an unemployment rate of 4.4% in July of 2021 and end with a rate of 2.6% in June of 2022.

Also published monthly is Iowa's Current Employment Statistics. This survey of Iowa employers estimates the number of monthly jobs in the state by industry for the state, Iowa metro areas, and rural counties. Iowa added slightly over 30,000 jobs in FY2022.

The Unemployment Statistics team continued to track the unemployment insurance claims, recipients, and benefits paid. FY2022 saw the lowest levels of unemployment insurance claim activity in many decades with some measures being the lowest ever recorded.

More LMI programs and workforce data can be found at www.iowalmi.gov.

Workforce Services Division

The mission of the Workforce Services Division is to promote an effective workforce system in Iowa and support its stakeholders through policy development and implementation, oversight and monitoring, and technical assistance of federal and state workforce programs.



WORKFORCE INNOVATION AND OPPORTUNITY ACT (WIOA)

The oversight and compliance of the WIOA Title I and Title III programs continued to grow and improve in 2021 through the hard work and dedication of the Workforce Services (WFS) WIOA team. The WFS team continues to provide policy, technical assistance and training, and monitoring for all nine Local Workforce Development Areas in Iowa to ensure the effective delivery of services to both job seeker and employer customers of the state and local workforce systems.

The WFS Division continues to accomplish many “firsts” in Iowa under WIOA, including the development and publishing of One-Stop Certification policy and procedure; this policy is required under WIOA and allows the Local Workforce Development Boards (LWDBs) to ensure the IowaWORKS centers in their respective local areas meet physical and programmatic accessibility standards, effectiveness standards, and continuous improvement standards to deliver top-notch services to Iowans. In addition, the WFS team completed required local performance negotiations with all nine LWDBs for the first time under WIOA. Comprehensive on-site monitoring of all nine local areas was completed and continues to be refined to provide timely and valuable feedback to the LWDBs. The WFS Division led the modifications of Iowa’s WIOA Unified State Plan Modification for PY22/PY23.

The WFS team also planned and hosted the first ever WIOA Title I Youth virtual Summit and the first ever WIOA Rapid Response/Dislocated Worker/Trade Summit; both events provided training and technical assistance for program staff and were very successful. Additionally, the WFS team continues to support the Iowa State Workforce Development Board (SWDB) established under WIOA, by providing technical assistance and staffing support to the reinvigorated committees of the SWDB.

JOBS FOR VETERANS STATE GRANT

Under federal priority of service regulations, veterans and eligible spouses are entitled to priority of service for qualified training programs funded by the U.S. Department of Labor.

For the last reporting period, IWD field offices served the following veterans:

601

Veterans with a significant barrier (including 335 disabled veterans)

205

Campaign Veterans

151

Veterans unemployed 27 or more weeks in the previous 12 months

The Jobs for Veterans State Grant (JVSG) provides federal funding, through a formula grant, to State Workforce Agencies (SWA) to hire dedicated staff to provide individualized career and training-related services to veterans and eligible persons with significant barriers to employment (SBEs), and helping employers fill vacancies with job-seeking veterans.

The JVSG funding supports the IWD Veterans Program Coordinator, Disabled Veterans' Outreach Program (DVOP) specialist staff and Local Veterans' Employment Representative (LVER) staff. Iowa refers to DVOP staff as Veteran Career Planners.

The Veterans Program Coordinator provides technical assistance to staff who fall under JVSG funding and to all non-veteran staff who are responsible for providing veterans' priority of service and serving veterans that do not fall under the scope of the JVSG program. In addition, the Veterans Program Coordinator provides training for new and existing JVSG staff as well as monitors JVSG staff service management and documentation within the case management system.

2022 began on a positive note for Iowa's JVSG program. Iowa's Veteran Career Planners had officially returned to their planned staffing levels in June 2021 after assisting with Unemployment Insurance (UI) activities during the height of the COVID-19 pandemic.

IowaWORKS Centers re-opened their doors to the public and JVSG-funded staff could once again perform outreach to their communities. For Veteran Career Planners, that meant building upon and/or starting relationships with veteran agencies in their area for two main purposes: (1) to find additional eligible participants to serve, (2) to find supportive services their veterans could benefit from when needed.

For Local Veterans' Employment Representatives (LVERs), who are also funded under the JVSG program, it meant connecting with businesses to explain the importance and benefits of hiring and retaining veterans in their organization. For businesses needing to meet their workforce demands, re-connecting with the JVSG program post-pandemic was a great way to do so.

Although centers reopened and JVSG staff could perform outreach again, they continued to utilize the virtual service delivery skills and tools acquired during the pandemic to serve a wide range of individuals and employers. Despite the overwhelming challenges the pandemic created, one positive takeaway was that effective and meaningful services could be delivered virtually, as well.

VETERAN CAREER PLANNERS and LOCAL VETERANS' EMPLOYMENT REPRESENTATIVES (LVERs)

Veteran Career Planners work with eligible veterans and eligible persons that have significant barriers to employment. These barriers may include service-connected disabilities, homelessness, long-term unemployment, low income as defined by WIOA, an offender as defined by WIOA, aged 18-24, or lacking a high school diploma or equivalent. Veteran Career Planners provide individualized career services to these eligible veterans and eligible persons with an emphasis on assisting veterans who are economically or educationally disadvantaged. These services include but are not limited to completing comprehensive and specialized assessments of skill levels, developing an individual employment plan, career planning, individual and group counseling, referrals to other supportive service agencies, and identifying training opportunities.

During this reporting period, 601 eligible participants were served by a Veteran Career Planner through the JVSG program. This was a 38.8% increase in participants served during the previous year. 592 of those 601 participants received an individualized career service from a Veteran Career Planner giving our program an Individualized Career Service Rate of 98.5% (DOL expectation is 90% and the national average was 96.3%).

The number of eligible participants did increase in during this reporting period but not to the levels the JVSG program was accustomed to pre-pandemic. Caseloads were generally lower across the state for our Veteran Career Planners. Keeping track of our caseload data paid dividends as an opportunity to convert a vacant Veteran Career Planner position into a new LVER position presented itself in March 2022. This was an exciting update to our JVSG program as it increased our total number of LVERs to 3.

LVER staff conduct outreach to employers and business associations and engage in advocacy efforts with hiring executives to increase employment opportunities for veterans and encourage the hiring of disabled veterans.

LVERs explain and demonstrate why it is a good business decision to hire and retain veterans. Additionally, LVERs play a big role with the state's Home Base Iowa (HBI) program and help ensure IowaWORKS business engagement team members are properly trained to provide information to employers about veteran hiring initiatives. LVERs are located throughout the state in such a way to maximize their effectiveness and collaboration with those business engagement teams and to serve our business customers.

During this reporting period, LVERs recorded 1,163 services to a total of 568 employers. We anticipate these numbers growing with the addition of a third LVER and the recent creation of the Business Engagement Division within IWD.

In January 2022, our LVERs introduced a new virtual meeting for employers where they could learn about several workforce topics geared towards veterans. It is called the Iowa Veterans' Employer Coalition (IVEC) and they meet monthly. LVERs have led several meetings and have also invited other subject matter experts to share/or present. Topics have included the HIRE Vets Medallion Program, Home Base Iowa, and veteran mentorship programs, to name a few.

PROMISE JOBS

PROMISE JOBS, "Promoting Independence and Self-Sufficiency through Employment, Job Opportunities and Basic Skills," provides case management, employment, education, training, and supportive services to recipients of the Family Investment Program (FIP), Iowa's cash assistance program under the Temporary Assistance for Needy Families (TANF) block grant. IWD provides PROMISE JOBS services; families are co-enrolled into other programs offered through the AJCs, as appropriate.

PROMISE JOBS case managers, co-located in IowaWORKS Centers, served an average of 3,176 PROMISE JOBS families each month. IWD continues to work with two other state agencies, HHS and the Department of Human Rights, on the Two-Generation Initiative, geared toward providing a whole-family approach to public services. IWD and PROMISE JOBS also continue working in the new data management system in conjunction with HHS to enhance performance reporting and overall better serve PROMISE JOBS families.

REGISTERED APPRENTICESHIP

IWD has worked strategically to grow Registered Apprenticeship (RA) throughout the state. IWD has coordinated with the U.S. DOL/Office of Apprenticeship (U.S. DOL/OA) to register new RA programs and recruit talented and diverse job seekers. IWD's RA Program Coordinator worked directly with fifteen Business Marketing Specialists (BMS) to expand RA programs in healthcare, information technology, and advanced manufacturing along with increase the traditional RA occupations within the skilled trades. Using internal referral procedures created in 2018, IWD and U.S. DOL/OA work very closely in the development and referral of programs. Additional growth of RA programs can be contributed to additional staff training on developing RA programs, monitoring of local AJC, and rigorous one-on-one technical assistance by IWD's RA Program Coordinator during this performance year.

In fiscal year 2022, Iowa registered 5,402 new apprentices and 163 new programs. Growth can be attributed to outreach efforts led by Governor Reynolds' office to grow high school RA programs, federal funding to sub-recipients, and integrating stronger referral processes. Iowa's leadership and increased investment in RA programs has sparked an ongoing expansion into high-demand fields, including recent new apprenticeships in health care, education (teacher/paraeducator), and 25 non-traditional occupations. New data from the U.S. Department of Labor/Office of Apprenticeship recently revealed that in federal fiscal year 2022, Iowa reached a record level of 9,731 active apprentices and created the highest number of new programs in the country.

IWD chose to leverage the ASE grant to support two RA Career Planners to provide intensive case management to job seekers interested or hired into RA programs. The RA Career Planners speak with interested job seekers via phone, email, or virtual meetings about the components of RA, provide participant-level services under the Workforce Innovation and Opportunity Act (WIOA) Title III, refer job seekers to RA Sponsors who are hiring. Additionally, the RA Career Planners complete quarterly check-ups with Registered Apprentices once hired to ensure additional services are provided to assist in the completion of the program. During this performance year, a referral process was created for the local AJCs; however, in March, IWD determined a modification was needed to increase the performance. Due to COVID-19, this adjustment has been on hold until this summer to implement. In the next year, IWD would like to see the performance increase substantially with outreach to local community organizations, frequent communications with local AJC staff, and outreach to key partners of the ASE grant.

IWD is a committed partner of the RA eco-system in Iowa. Working collaboratively with the Governor's office, U.S. DOL/OA, and Iowa Economic Development Authority (IEDA), the state has made great strides in advancing RA as the gold standard in workforce training. The RA ecosystem communicates on a regular basis regarding state and federal policies and funding opportunities to ensure RA can grow strategically throughout the state.

The RA eco-system looks forward in the upcoming year to create a system-wide outreach plan to utilize RA as a tool to address the Governor's Future Ready Iowa (FRI) goal of 70 percent of Iowa's workforce having education or training beyond high school by 2025. The FRI Alliance's third strategic recommendation calls for the expansion of high-quality work-based learning experiences in high-demand fields and careers for all students particularly traditionally underrepresented students. Iowans can fast-track their careers and engage in opportunities that lead to pathways that fill the workforce pipeline in Iowa in high demand fields through RA.

In October 2021, IWD took over administration of the Iowa Apprenticeship Act Funding Program (15B) as well as Registered Apprenticeship Development Fund (15C), both previously administered by Iowa Economic Development Authority. By aligning RA efforts and related funding under IWD, sponsors, apprentices, interested businesses, high schools and have direct access to one centralized resource for RA related information and expertise.

The Iowa Apprenticeship Act was passed in 2014, increasing the available funding for 15B to \$3 million for training grants awarded to “sponsors” to conduct and maintain a Registered Apprenticeship program. Funds awarded may only be used to help cover the cost of conducting and maintaining an apprenticeship training program.

15C funds provide \$760,000 annually to support the growth of Registered Apprenticeship programs in high-demand occupations. Competitive grants are available annually for Registered Apprenticeship programs that create a new program with an eligible high-demand occupation or add an eligible high-demand occupation to their existing program. Both funding programs have eligibility requirements and applications are accepted from Jan. 1 through Jan. 31 each year. Additional information application links can be found at www.earnandlearniowa.gov

MIGRANT AND SEASONAL FARMWORKER/ MONITOR ADVOCACY SYSTEM

As a top 20 significant state, Iowa has seen improvement in the provision of MSFW services during this program year; a likely contributor being pandemic recovery. During PY21, 10 offices were designated as significant offices to include: Iowa City, Burlington, Waterloo, Marshalltown, Council Bluffs, Davenport, Spencer, Denison, Des Moines, and Fort Dodge. Peak season comes in July in Iowa with the arrival of migrant workers and H2A workers, mainly from Texas and Mexico, however some come from Central America and Ukraine.

During PY21, 7717 MSFWs were offered services through outreach with 251 MSFWs becoming enrolled as participants and received individualized career services. In situations where the MSFWs were unable to visit an IowaWORKS Center, outreach workers provided services offsite. This enabled MSFWs to access necessary services in a way most appropriate for their circumstances. Outreach workers continue to be the primary points of contact for all scheduling events such as registrations, presentations, logging complaints, and secondary needs.

Additionally outreach workers focused on building relationships with agricultural employers and MSFWs. These workers spent time marketing the Agricultural Recruitment System (ARS) and in PY21, secured ten ARS job orders requesting 108 workers in total. Iowa’s outreach workers were able to recruit all 86 workers domestically without the need of the employer moving to H-2A workers. Outreach workers stay in contact with farm workers throughout the year answering questions about ARS and helping them understand the benefits and processes associated. Iowa hopes to increase participation in ARS as a business strategy that also protects the interest of Iowa farm workers.

FOREIGN LABOR CERTIFICATION

The H-2A program allows agricultural employers, who anticipate a shortage of domestic workers, to bring nonimmigrant, foreign workers into the U.S. to perform agricultural work of a temporary or seasonal nature. In PY21, Iowa's agricultural employers submitted 493 job orders. All these job orders were posted for U.S. domestic workers but not filled by domestic workers, resulting in the hiring of foreign labor. PY21 showed the continual struggle for Iowa's farmers to fill their workforce with local workers, likely due to an extremely low unemployment rate. Iowa's high-demand areas for the H-2A program during PY21 were construction on farms and work in the fields during the de-tasseling and harvest seasons.

In PY21, Iowa continued to utilize a contracted agency to conduct H-2A housing inspections. This agency received training on conducting inspections for the SWA and submitted all required documents for the inspections. There was a total of 532 housing inspections completed in PY21 by the contracted agency and 98 inspections conducted by SWA staff. Total worker capacity for all inspections was 5050.

The H-2B temporary non-agricultural program permits eligible employers to hire nonimmigrant workers to temporarily come to the U.S. and perform non-agricultural work, based on the employer's temporary need. The demand for temporary workers has increased annually over the past few years. Due to this increased demand and workload, Iowa Workforce Development will be hiring an additional full-time dedicated Foreign Labor Certification workforce advisor. With this staffing change, the SWA will be better positioned to complete the extra duties associated with the trending increase.

TRADE ADJUSTMENT ASSISTANCE ACT

The Trade Adjustment Assistance (TAA or Trade) Act is a federally funded reemployment program providing specialized benefits and services to workers who have experienced layoff as a result, either direct or indirect, of foreign trade. Benefits available to eligible participants include fully funded assistance up to 2 ½ years towards post-secondary education, up to 2 years of on-the-job training, job search and relocation allowances for eligible activities outside the workers commuting area, and wage subsidies for workers aged 50 or older.

Through case management and access to career planning, TAA participants upgrade their knowledge and experience to enhance their marketability in today's labor force and attain suitable reemployment after a trade affected layoff. This is achieved through various methods such as evaluations, assessments, workshops, training and more to support the career-pathway goals of impacted workers. Outcomes are most successful when a TAA participant is co-enrolled in a partner program like Title I Dislocated Worker or Adult programs, which allows eligible workers to receive additional supportive services while enrolled in TAA.

The start of PY21 began with a lot of changes for the TAA program due to Reversion 2021 regulations that went into effect 07/01/2022, which disallowed the use of case management funding, limited group eligibility requirements, and restricted eligibility criteria for the wage subsidy benefit for older workers, most notably. However, the previous 2015 TAARA regulations remained in effect for workers covered under petitions certified on or before 06/30/2021. Workers covered under petitions certified on or after 07/01/2021 fell under Reversion 2021 regulations. Serving two cohorts of participants with each falling under a different set of TAA regulations posed a unique challenge for the Trade team. In preparation of Reversion 2021 the Trade team conducted a comprehensive policy and procedure review, prepared and updated forms, hosted trainings, and began shifting the focus from traditional classroom learning to a work-based learning model.

Petition submissions did increase slightly in PY21, with a total of 14 TAA petitions filed with the U.S. Department of Labor (DOL) compared to 12 in PY20. However, PY21 saw a much higher denial rate with 8 petitions denied and 6 approved. Although a high rate of negative determinations was expected due to the Reversion 2021 regulations limiting group eligibility requirements for petition certification, as the Trade team continued filing petitions for excluded worker groups potentially affected by foreign trade. Despite the high number of negative determinations, the increase in petition filings is attributed the Trade team analyzing unemployment data to begin tracking layoffs over time. Allowing for the identification of layoffs not meeting the criteria for a Worker Adjustment and Retraining Notification (WARN) and lead to the filing of 6 additional petitions that may have been missed otherwise.

Total participation in the TAA program decreased in PY21 with a total of 155 new participants compared to 294 in PY20. An expected decrease given the relatively small number of petition certifications. Unsurprisingly PY21 also saw a decrease in new training enrollments, with 99 new participants enrolling into TAA training compared to 179 in PY20. Additionally, a robust job market throughout most of the state offered ample reemployment opportunities to many Trade affected workers.

While a strong job market may have deterred some participants, employers were eager to hire Trade eligible workers for the on-the-job training benefit. Primarily a wage subsidy paid to employers for the duration of the participants approved TAA training, the transportation benefit while enrolled in approved training also appealed to participants. With the Trade teams shift towards on-the-job training PY21 saw a significant increase in on-the-job training applications with 9 new contracts implemented with Iowa employers, compared to just 2 in PY20.

The RTAA/ATAA benefit also experienced a decrease in PY21 with 18 new enrollments compared to 33 in PY20, also due to Reversion 2021 regulations which requires a separate ATAA determination for certification. Only 1 worker group of the 6 petitions certified is eligible for the ATAA benefit. There were no applications for the job search benefit in PY21, and 3 applications for the relocation benefit. The remaining participants sought individualized career services.

Looking forward to PY22 the Trade team has prepared for TAA Termination provisions that will go into effect 07/01/2022. After that time the U.S. Department of Labor will still accept TAA petitions but will not begin the investigation or issue determinations until action is taken by the U.S. Congress to reauthorize the TAA program. There will no operational or programmatic changes to Iowa's TAA program once in effect. Currently enrolled participants will continue with their training uninterrupted, and eligible participants can apply for TAA benefits and services as usual. The only TAA benefit affected by Termination is the RTAA/ATAA wage subsidy for older workers which will be disallowed. RTAA/ATAA applications will still be accepted after 07/01/2022 but cannot be approved.

To continue serving Iowa's Trade affected workers after the Termination provisions are in effect, the Trade team is operating under the motto "business as usual" and has hosted statewide trainings, webinars and prepared resources for Local Workforce Development Areas and field staff serving TAA participants under Termination. All workers from covered under active petitions have been sent a mailing detailing the changes, and workers potentially eligible for the RTAA/ATAA benefit were encouraged to apply prior to the deadline. All layoffs will continue to be reviewed for potential trade effects and petitions filed when applicable.

Without petition certifications generating new enrollments creative outreach methods are being explored, including cross referencing workers filing for unemployment with worker lists for active petitions to identify Trade eligible workers. If matched, the workers contact information will be provided to a TAA Navigator or Career Planner for outreach. TAA eligible workers filing for unemployment are ideal candidates for the work-based learning initiative and will allow Iowa to continue providing TAA benefits and services to workers. While also serving employers by establishing training opportunities to meet individual employment needs and address the workforce challenges faced by many employers across Iowa to support the mission and objectives of Iowa Workforce Development.

WORK OPPORTUNITY TAX CREDIT


The Work Opportunity Tax Credit (WOTC) program is a federal tax credit available to Iowa employers who hire and retain veterans and individuals from other target groups with barriers to employment.

During Federal Fiscal Year 2022 (October 1, 2021, through September 30, 2022), IWD certified 33,608 applications. Target groups with the highest number of certifications included: Supplemental Nutrition Assistance Program (SNAP) (16,392), Designated Community Resident (7,115) and Long-term Unemployment Recipient (3,671).

After being awarded a Federal WOTC Backlog Funding Grant for Federal Fiscal Year 2022, the IWD effectively eliminated its backlog of WOTC applications. IWD is now processing applications within 30 days of receipt.

Information Technology Division

Information Technology (IT) develops, manages and maintains IWD's technology-related assets (hardware, software, etc.), policies, procedures, and systems. IT is transforming IWD's technology environment by designing and delivering modernized systems throughout the agency's entire technology environment.



INFORMATION TECHNOLOGY BUREAUS

Iowa Workforce Development's Information Technology (IT) Division contributes to the agency's vision and mission by helping citizens and businesses of Iowa. IT delivers innovative workforce technology solutions and services that are easy to use, protect end users, and that are sustainable for the future. The Division is managed through three Bureaus that work together to achieve this goal.

INFRASTRUCTURE AND OPERATIONS

The IWD Infrastructure and Operations team is the backbone of the Agency and is responsible for the technology that supports all the systems, networks, storage for IT service delivery. This includes system security, network management, data storage, cloud management, telephone systems, user access management, server management, and monitoring all assets to ensure 24/7 uptime. A key function of this Bureau is also the IT Service desk, which serves as the front line of all IT support to end users, provisions devices and provides services to support business needs.

APPLICATION DEVELOPMENT AND DATA MANAGEMENT

The Applications and Data Management team is made up of Software Engineers, Application Support Staff, and Data Warehouse specialists who are responsible for care and maintenance of IWD's critical systems, ensuring they are kept current, up-to-date and adapt to any Federal or State changes. The team also focuses on new development and enhancements of systems (primarily in the Unemployment Insurance domain) to meet the needs of customers.

ENTERPRISE PROJECT MANAGEMENT OFFICE

The Enterprise Project Management Office (EPMO) consists of personnel who are skilled in project delivery, business analysis and change management. Their primary function is to lead and deliver projects and initiatives which align with business and technology needs to optimize capabilities for staff and customers. The EPMO delivers technology initiatives across all divisions of IWD and focuses on system modernization. The EPMO team partners with agency stakeholders to ensure projects align with business strategy, as well as day-to-day project management: prioritizing requests, documenting requirements, testing against specifications and overseeing implementation. Solution development ranges from in-house development to external software as a service; the EPMO team plays an integral role in managing these relationships and communicating business needs and system design requirements to all partners.

Iowa Division of Labor

The Iowa Division of Labor provides a broad range of services to the constituents and businesses of Iowa. The Division is responsible for the enforcement of programs designed to protect the safety, health, and economic security of all Iowans.



The Division of Labor strives to develop outreach programs and activities to educate employers and employees on all facets of the services the division provides.

AMUSEMENT RIDE INSPECTIONS

All amusement rides and concessions are inspected at least once annually to assure compliance with state rules. An operator must obtain a permit from the Labor Commissioner before operating any amusement device or ride.

Inspections in FY22 = 1,833

Self Inspections in FY22 = 475

ATHLETIC COMMISSION

(Boxing, Mixed Martial Arts, Kickboxing & Wrestling)

The Athletic Commissioner and staff regulate amateur and professional mixed martial arts, boxing, kickboxing and wrestling events. They also issue Boxer's Federal Identification Cards for professional boxers as part of the Association of Boxing Commissioners.

Professional Athletic Promoter Licenses issues in FY22 = 75

Professional Boxing Licenses issues in FY 22 = 13

ASBESTOS PERMIT & LICENSING

The division administers and processes Iowa's asbestos licensing and permitting program. Iowa Asbestos Permitting & Licensing enforces regulations designed to protect Iowans from asbestos hazards and non-compliant contractors.

Licenses Issued in FY22 = 664

Permits Issued in FY22 = 51

Total Permits and Licenses Issued in FY22 = 715

BOILER INSPECTION

The Commissioner and staff work with the Boiler Board on a variety of topics annually. They are also called upon to review code and rules for appropriate action and/or adoption or modification. They also address other responsibilities including adopting administrative rules. The staff enforces safety codes for boilers and unfired steam pressure vessels.

State Inspections in FY22 = 2,757

Private Inspections in FY22 = 17,403

Total Inspections in FY22 = 20,160

BUREAU OF LABOR STATISTICS

The division collects the Iowa data for the Bureau of Labor Statistics non-fatal occupational injury and illness survey and also for the census of fatal occupational injuries.

CHILD LABOR & WAGE ENFORCEMENT

WAGE PAYMENT PROGRAM

Child Labor and Wage Enforcement processes claims relating to unpaid wages, vacation pay, unpaid expenses, unauthorized deductions, minimum wage, etc.

Wage Claims Received in FY22 = 398

Wage Claims Settled in FY22 = 365

Wage Claim Amount Collected in FY22 = \$247,896.36

CHILD LABOR PROGRAM

Investigate all child labor complaints and injuries and provide outreach training for employer education on wage and child labor.

Claims Received in FY22 = 113

Claims Closed in FY22 = 98

Work Permits issued in FY22 = 9,396

Civil Penalties Collected in FY22 = \$11,750.00

SECOND INJURY FUND

Amount Collected in FY22 = \$549,350.10

CONTRACTOR REGISTRATION

Contractor Registration focuses resources to ensure construction contractors, performing work in Iowa, provide workers' compensation insurance and unemployment insurance to their employees. This is accomplished through public outreach, and through articles and attendance at expositions and trade shows. In addition, Contractor Registration readily exchanges information with UI Tax and Iowa OSHA. These activities allow all parties to provide a better work environment for Iowans.

Registrations Issued in FY22 = 12,604

Citations Issued in FY22 = 98

ELEVATOR INSPECTION

The Labor Commissioner and the Elevator Safety Board meet monthly to serve the public on waiver, variance requests and any other topics requiring action. They work to adopt administrative rules and keep the Legislature informed on necessary code changes. The inspectors inspect and enforce safety codes for elevators, escalators, construction personnel hoists, wind tower elevators and related equipment.

Annual State Inspections in FY22 = 6,904

Other State Inspections in FY22 = 2,557

State Acceptances in FY22 = 364

State Re-Inspections in FY22 = 1,559

3rd Party Inspections in FY22 = 1,742

3rd Party Re-Inspections in FY22 = 649

Total Inspections in FY22= 13,775

IOWA OSHA CONSULTATION

IOWA OSHA CONSULTATION ACTIVITIES

Consultation ensures there is extensive outreach to small employers (especially those with classifications under all Local Emphasis Programs (LEP's) and National Emphasis Programs (NEP's)).

Consultations Conducted in SFY22 = 293

Employees Covered in SFY22 = 36,352

Serious Hazards Identified in SFY22 = 1,199

IOWA OSHA ENFORCEMENT

IOWA OSHA ENFORCEMENT INSPECTIONS

Emphasis programs allow enforcement to better utilize staff time and resources toward industries with higher incidence rates and more safety and health concerns. This allows Iowa OSHA to strive toward reducing the number of accidents and illnesses throughout the state. Iowa OSHA continues to refine education, outreach and selection methods for enforcement. The goal is to substantially decrease the number of accidents and deaths in the future.

Fatality/Accident Inspections in FY22 = 33

Complaint Inspections in FY22 = 177

Programmed Inspections in FY22 = 138

Referral Inspections in FY22 = 245

Follow-Up Inspections in FY22 = 1

Other Related Inspections in FY22 = 92

Total Inspections in FY22 = 686

IOWA OSHA VIOLATIONS ISSUED

Iowa OSHA is committed to timely turn around on all OSHA inspection activities and working with Federal partners to ensure it is meeting both annual and five-year strategic performance goals.

Serious Violations in FY22 = 531

Willful Violations in FY22 = 6

Repeat Violations in FY22 = 9

Other Violations in FY22 = 365

Failure To Abate Violations in FY22 = 0

Total Violations in FY22 = 911

IOWA OSHA PENALTIES PROPOSED

Serious Penalties in FY22 = \$2,511,500
Willful Penalties in FY22 = \$179,612
Repeat Penalties in FY22 = \$124,165
Other Penalties in FY22 = \$1,157,613
Failure To Abate Penalties in FY22 = \$200,000
Total Penalties in FY22 = \$4,172,890

VOLUNTARY PROTECTION PROGRAM (VPP)

Active Facilities in FY22 = 37
Inactive Facilities in FY22 = 0
New Facilities in FY22 = 1

OSHA COOPERATIVE PROGRAMS AND EDUCATION

OSHA Cooperative Programs and Education administers Iowa OSHA's VPP which promotes effective worksite-based safety and health programs through partnerships with management, labor and OSHA. Businesses and employers receiving VPP status are recognized for their outstanding commitment to workplace safety and health.

Education Seminars in FY22 = 125
Ten-Hour Classes in FY22 = 2
Attendance in FY22 = 27

Workers' Compensation Division

The Workers' Compensation Division has three core functions: adjudication of disputed workers' compensation claims, enforcement of compliance standards, and education of lowans about workers' compensation law and procedures.



The Workers' Compensation Commissioner oversees the Division of Workers' Compensation (DWC) of IWD. DWC continued to reassess and revise its processes during FY22 in order to provide more prompt adjudication and effective compliance enforcement. DWC also continued to invest significant time to implement much needed technological advances. Since April 2020, DWC has transitioned from conducting all hearings in-person to now conducting almost all hearings virtually using Zoom and CourtCall. DWC staff continued an emphasis on providing statewide educational presentations to help businesses and workers understand Iowa's workers' compensation laws. In addition, DWC continually strives to update its website, which provides information to thousands of visitors.

During FY22, DWC's Deputy Commissioners conducted 212 contested case hearings and issued 309 decisions. The average time for a case to remain pending from the date of the initiating petition until issuance of a decision increased from 633 to 671 days. This increase is due in large part to cases being on file for an average of 400 days and then the parties request to postpone the hearing. During FY22, there were 492 requests from parties for postponements. The average time for cases in fully-submitted status, which means the hearing has taken place and the post-hearing briefing has been completed, to decision rendered decreased from 139 to 133 days. In addition to contested case hearings, Deputy Commissioners also conducted and issued 118 alternate medical care decisions in FY22.

Annual reports showing claim adjusting actions are required to be filed via Electronic Data Interchange (EDI) protocols. DWC continued to focus on increased compliance enforcement by actively enforcing the requirements for filing First Reports of Injury. DWC transitioned from Release 2 to the more updated and common Release 3.1 of EDI in July 2019.

HEARING-LEVEL ADJUDICATION

Hearing-level adjudication occurs when a dispute arises over an employee's entitlement to benefits and the dispute cannot be resolved among the parties. Most injury claims are resolved without hearing-level adjudication. Annually, over 15,000 work related injuries are reported; however, in FY22, 3,875 petitions for workers' compensation benefits were filed, which was an increase of 126 petitions compared to the 3,749 petitions filed in FY21. Workers' Compensation hearing-level adjudication procedures resemble those used in the district court for non-jury cases.

The following is the hearing-level adjudication process:

- An injured worker files a petition seeking benefits.
- A period for preparing the case for hearing through motions, discovery and investigation follows.
- If the case cannot be resolved among the parties, a Deputy Commissioner conducts an in-person hearing to decide the claim. Since April 2020, most hearings are now conducted virtually, either by Zoom or by CourtCall.
- The average time from the date of a hearing to the date of an issued decision was 158 days in FY22, with an average of 19 days for the case to become fully-submitted by the parties after the hearing.

APPEAL-LEVEL ADJUDICATION

Any party dissatisfied with a Deputy Commissioner's arbitration decision can appeal to the Commissioner for a de novo review of the case. As of June 30, 2022, there were 58 cases on appeal to the Commissioner, with 27 of those cases fully submitted by the parties and in line for an appeal decision. In years past, there were significantly more cases on appeal to the Commissioner. As of July 30, 2015, there were 241 cases on appeal to the Commissioner, with 167 of those cases fully submitted. Typically, one-third to one-half of all cases on appeal to the Commissioner are either settled or are dismissed before they become fully submitted, so no appeal decision is ever written. As of September 1, 2022, appeal decisions are being issued within two to four weeks after full submission of the appeal.

COMPLIANCE

Compliance Administrators monitor injury and claim payment reporting, acting as ombudsmen. Requests for information about the law increased from 12,528 in FY21 to 13,303 in FY22. The Compliance Administrators reviewed and approved 4,175 settlements for FY22 compared to 4,585 settlements approved in FY21. As time allows, the Compliance Administrators coordinate with the Labor Services Division to enforce proof of coverage compliance. Injury and claim payment data is reported to DWC using the Electronic Data Interchange (EDI) protocol. The EDI database is used to monitor claim payment practices as part of the compliance plan.

ONLINE FILING AND DOCKET SYSTEM

In July 2019, DWC's new paperless filing, docket, case management and hearing scheduling system, WCES (pronounced wick-ess), became operational. WCES allows for electronic filing of pleadings and all other documents, vastly updated case management capabilities, and significantly enhanced scheduling of arbitration hearings. For FY22, DWC handled 53,082 electronic filings through the WCES paperless system. In addition, DWC received and processed 1,358 requests for agency records and pleadings.

ENFORCEMENT

DWC has increased its focus on the requirement to file First Reports of Injury and the requirement to assess a fine of \$1,000.00 for failure to do so. DWC is also working to enforce 86.13 assessments for late commencement of benefits through the compliance area with WCES.


EDUCATION

DWC provides information about workers' compensation law and procedures to the public on the web, including news and updates, EDI materials, weekly benefit schedules, summaries of recent arbitration and appeal decisions and access to the hearing schedule.

DWC issues publications disseminating information about workers' compensation laws and procedures at meetings, conferences or seminars for attorneys, insurance personnel, employee groups and employer groups.



2022 Fiscal Expenditure Report



-
-
-
-
-
-
-
-



FY 2022 EXPENDITURE REPORT BY DIVISION

GRAND TOTAL OF EXPENDITURES IN 2022

2022 BUDGET: **\$630,757,905**
 2022 EXPENDITURES: **\$595,970,226**
 2022 EXPENDITURES PERCENTAGE: **94.48%**

DIRECTOR'S OFFICE	'22 BUDGET	'22 EXP	% EXP
15B / 15C	\$-	\$1,665,739	0%
CARES ACT, EMPLOYER INNOVATION GRANT	\$-	\$(7,055)	0%
CARES ACT, REGISTERED APPRENTICESHIP GRANT	\$-	\$(2,034)	0%
DIRECTOR'S OFFICE, INDIRECT COST	\$1,054,700	\$943,588	89%
DIRECTOR'S OFFICE, PENALTY AND INTEREST	\$265,000	\$280,530	106%
FUTURE READY IOWA, APPROPRIATION	150,000	\$194,596	130%
FUTURE READY IOWA, CHILD CARE CHALLENGE	\$3,388,272	\$1,848,736	55%
FUTURE READY IOWA, CHILD CARE CHALLENGE - DHS	\$-	\$7,703,786	0%
ARPA SLFRF, CHILD CARE CHALLENGE	\$-	\$3,894,224	0%
FUTURE READY IOWA, EMPLOYER INNOVATION	\$1,399,586	\$565,921	40%
FUTURE READY IOWA, PENALTY AND INTEREST	\$116,400	\$173,972	149%
HOME BASE IOWA, PENALTY AND INTEREST	\$340,000	\$258,436	76%
SUMMER YOUTH INTERNSHIP PROGRAM, ARPA SLFRF	\$-	\$425,502	0%
SUMMER YOUTH INTERNSHIP PROGRAM, APPROPRIATION	\$250,000	\$17,178	7%
SUMMER YOUTH INTERNSHIP PROGRAM, PENALTY AND INTEREST	\$1,300,000	\$753,528	58%
Totals	\$8,263,958	\$18,716,647	226%

COMMUNICATIONS	'22 BUDGET	'22 EXP	% EXP
COMMUNICATIONS, ARPA SLFRF	\$-	\$438,339	0%
COMMUNICATIONS, INDIRECT COST	\$572,000	\$622,424	109%
COMMUNICATIONS, PENALTY AND INTEREST	\$165,700	\$136,828	83%
COMMUNICATIONS, APPRENTICESHIP / ACCELERATOR GRANT	\$-	\$3,456	0%
Totals	\$737,700	\$1,201,047	163%

ADMINISTRATIVE SERVICES DIVISION	'22 BUDGET	'22 EXP	% EXP
ADMINISTRATIVE SERVICES, INDIRECT	\$743,500	\$508,209	68%
FINANCIAL MANAGEMENT, COST POOL	\$79,500	\$43,938	55%
FINANCIAL MANAGEMENT, 1/3 STATE APPROPRIATION	\$228,822	\$228,822	100%
FINANCIAL MANAGEMENT, INDIRECT	\$1,436,700	\$1,001,612	70%
FINANCIAL MANAGEMENT, PENALTY AND INTEREST	\$35,800	\$136,175	380%
FINANCIAL MANAGEMENT, TRADE ACT	\$33,600	\$23,381	70%
FINANCIAL MANAGEMENT, UNEMPLOYMENT	\$171,300	\$226,759	132%
INFRASTRUCTURE 150 DES MOINES ST, PENALTY AND INTEREST	\$20,000	\$7,421	37%
INFRASTRUCTURE FIELD OFFICE, APPROPRIATION	\$250,000	\$1,455	1%
INFRASTRUCTURE FIELD OFFICE, PENALTY AND INTEREST	\$50,600	\$153,986	304%
OVERHEAD, INDIRECT	\$1,327,900	\$1,269,306	96%
OVERHEAD, PENALTY AND INTEREST	\$1,000	\$786	79%
PREMISES, INDIRECT	\$579,800	\$666,066	115%
PERSONNEL SERVICES, INDIRECT	\$294,100	\$324,701	110%
PRINTING, INDIRECT	\$361,800	\$48,375	13%
TRAINING, APPROPRIATION	\$136,963	\$96,565	71%
TRAINING, INDIRECT	\$446,300	\$276,742	62%
TRAINING, UNEMPLOYMENT	\$-	\$84,313	0%
Totals	\$6,197,685	\$5,098,611	82%

INFORMATION TECHNOLOGY DIVISION	'22 BUDGET	'22 EXP	% EXP
IT CHIEF INFORMATION OFFICER, INDIRECT	\$309,200	\$310,331	100%
IT INFRASTRUCTURE, INDIRECT	\$5,378,000	\$4,638,027	86%
IT MAINFRAME, INDIRECT	\$425,000	\$219,927	52%
IT PROGRAMMING, APPRENTICESHIP / ACCELERATOR GRANT	\$12,000	\$80,220	668%
IT PROGRAMMING, INDIRECT	\$640,700	\$729,852	114%
IT PROGRAMMING, FEMA	\$-	\$9,778	0%
IT PROGRAMMING, PENALTY AND INTEREST	\$16,500	\$112,887	684%
IT PROGRAMMING, RESEA	\$31,900	\$307	1%
IT PROGRAMMING, TRADE	\$16,500	\$9,680	59%
IT PROGRAMMING, UNEMPLOYMENT AUTOMATION	\$3,069,000	\$4,035,031	131%
IT PROGRAMMING, UNEMPLOYMENT	\$221,700	\$176,694	80%
IT PROGRAMMING, UNEMPLOYMENT MODERNIZATION - BENEFITS / APPEALS / INTEGRITY	\$72,820	\$-	0%
IT PROGRAMMING, UNEMPLOYMENT MODERNIZATION - DATA	\$8,477,000	\$791,622	9%
IT PROGRAMMING, UNEMPLOYMENT MODERNIZATION - TAX	\$596,668	\$19,563	3%
IT PROGRAMMING, WAGNER PEYSER	\$183,500	\$92,174	50%
Totals	\$19,450,488	\$11,226,093	58%

DIVISION OF LABOR	'22 BUDGET	'22 EXP	% EXP
ATHLETIC COMMISSION	\$70,000	\$59,549	85%
BLS, CENSUS OF OCCUPATIONAL FATALATIES - FEDERAL SHARE	\$12,667	\$12,429	98%
BLS, CENSUS OF OCCUPATIONAL FATALATIES - STATE SHARE	\$22,782	\$16,348	72%
BLS, ROSH - FEDERAL SHARE	\$127,506	\$109,874	86%
BLS, ROSH - STATE SHARE	\$127,506	\$139,958	110%
BOILER INSPECTION	\$3,140,000	\$878,388	28%
CONTRACTOR REGISTRATION	\$3,598,000	\$511,047	14%
ELEVATOR INSPECTION	\$4,735,000	\$2,347,958	50%
LABOR, 100% STATE	\$1,123,507	\$859,690	77%
LABOR ESTATE	\$44,774	\$-	0%
OSHA 50-50 - FEDERAL	\$2,333,959	\$2,111,035	90%
OSHA 50-50 - STATE	\$2,333,959	\$2,385,358	102%
OSHA 90 -10 - FEDERAL	\$998,669	\$794,537	80%
OSHA 90 -10 - STATE	\$110,963	\$256,414	231%
OSHA 100% FEDERAL	5,217	\$-	0%
Totals	\$18,784,509	\$10,482,584	56%

WORKERS' COMPENSATION DIVISION	'22 BUDGET	'22 EXP	% EXP
WORKER'S COMPENSATION, ADMINISTRATION	\$568,530	\$765,270	135%
WORKER'S COMPENSATION, COMPLIANCE	\$199,751	\$205,652	103%
WORKER'S COMPENSATION, JUDICIAL	\$2,900,287	\$2,689,638	93%
WORKER'S COMPENSATION, PENALTY AND INTEREST	\$170,000	\$-	0%
Totals	\$3,838,568	\$3,660,560	95%

UNEMPLOYMENT INSURANCE DIVISION	'22 BUDGET	'22 EXP	% EXP
UNEMPLOYMENT BENEFITS, DUA	\$-	\$168,966,281	0%
UNEMPLOYMENT BENEFITS, EXTENDED BENEFITS	\$1,000,000	\$-	0%
UNEMPLOYMENT BENEFITS, FEDERAL	\$2,500,000	\$1,700,635	68%
UNEMPLOYMENT BENEFITS, FEMA	\$-	\$(377,037)	0%
UNEMPLOYMENT BENEFITS, IOWA TRUST FUND	\$402,881,295	\$285,870,667	71%
UNEMPLOYMENT BENEFITS, TRADE	\$1,346,582	\$1,596,901	119%
UNEMPLOYMENT OPERATIONS, ADMINISTRATION	\$604,300	\$603,040	100%
UNEMPLOYMENT OPERATIONS, APPEALS	\$5,307,670	\$5,276,794	99%
UNEMPLOYMENT OPERATIONS, CALL CENTER	\$11,361,100	\$11,373,824	100%
UNEMPLOYMENT OPERATIONS, DISASTER UNEMPLOYMENT ADMINISTRATION	\$3,680,000	\$2,954,099	80%
UNEMPLOYMENT OPERATIONS, INTEGRITY	\$1,180,100	\$919,146	78%
UNEMPLOYMENT OPERATIONS, MISCLASSIFICATION	\$357,300	\$304,654	85%
UNEMPLOYMENT OPERATIONS, OVERHEAD	\$10,000	\$-	0%
UNEMPLOYMENT OPERATIONS, PENALTY AND INTEREST	\$100,000	\$84,491	84%
UNEMPLOYMENT OPERATIONS, QUALITY CONTROL	\$1,643,300	\$1,782,064	108%
UNEMPLOYMENT OPERATIONS, RECOVERY	\$2,396,500	\$2,378,074	99%
UNEMPLOYMENT OPERATIONS, TAX	\$6,176,400	\$5,603,790	91%
UNEMPLOYMENT OPERATIONS, WAGNER PEYSER	38,700	\$29,598	76%
Totals	\$440,583,247	\$489,067,021	111%

LABOR MARKET INFORMATION DIVISION	'22 BUDGET	'22 EXP	% EXP
LABOR MARKET INFORMATION, ACES	\$815,000	\$703,642	86%
LABOR MARKET INFORMATION, APPRENTICESHIP / ACCELERATOR GRANT	\$42,200	\$39,735	94%
LABOR MARKET INFORMATION, CES	\$106,253	\$98,977	93%
LABOR MARKET INFORMATION, CLEARINGHOUSE	\$-	\$2,477	0%
LABOR MARKET INFORMATION, COST POOL	\$-	\$6,823	0%
LABOR MARKET INFORMATION, DATA SYSTEMS	\$60,000	\$16,160	27%
LABOR MARKET INFORMATION, EDUCATION OUTCOMES	80,000	\$177,609	222%
LABOR MARKET INFORMATION, EDUCATION REPORTING	\$150,000	\$71,021	47%
LABOR MARKET INFORMATION, ES 202	\$408,275	\$440,825	108%
LABOR MARKET INFORMATION, LABORSHED + LABOR SURVEY	\$1,335,600	\$2,338,598	175%
LABOR MARKET INFORMATION, LOCAL AREA UNEMPLOYMENT	\$220,193	\$220,554	100%
LABOR MARKET INFORMAITON, OES - BUREAU OF LABOR STATISTICS	\$432,300	\$380,624	88%
LABOR MARKET INFORMAITON, ONE STOP	\$506,132	\$467,607	92%
LABOR MARKET INFORMAITON, PENALTY AND INTEREST	\$150,000	\$44,619	30%
LABOR MARKET INFORMAITON, TITLE I	\$80,000	\$38,792	48%
LABOR MARKET INFORMAITON, TRADE	\$80,000	\$14,268	18%
LABOR MARKET INFORMAITON, UNEMPLOYMENT CLAIMS	\$443,287	\$421,463	95%
LABOR MARKET INFORMATION, WAGE MATCH	\$-	\$11,534	0%
LABOR MARKET INFORMAITON, WAGNER PEYSER	\$75,837	\$86,267	114%
LABOR MARKET INFORMAITON, WORKFORCE DATA QUALITY	\$50,000	\$-	0%
Totals	\$5,035,077	\$5,581,594	111%

WORKFORCE SERVICES DIVISION	'22 BUDGET	'22 EXP	% EXP
AMERICAN JOB CENTERS, APPROPRIATION	\$11,035,195	\$9,860,297	89%
AMERICAN JOB CENTERS, PENALTY AND INTEREST	\$2,416,084	\$-	0%
AMERICAN JOB CENTERS, PROMISE JOBS	\$10,264,300	\$8,740,969	85%
AMERICAN JOB CENTERS, RESEA	\$2,910,103	\$2,568,835	88%
AMERICAN JOB CENTERS, STATE RESEA	\$-	\$865,811	0%
AMERICAN JOB CENTERS, TRADE	\$2,989,795	\$896,425	30%
AMERICAN JOB CENTERS, UNEMPLOYMENT	\$3,554,488	\$4,229,293	119%
AMERICAN JOB CENTERS, UNEMPLOYMENT RESERVE FUND	\$2,200,000	\$-	0%
AMERICAN JOB CENTERS, VETERAN'S DVOP AND LVER	\$1,784,601	\$1,423,169	80%
AMERICAN JOB CENTERS, WAGNER PEYSER	\$4,543,011	\$4,429,631	98%
AMOS	\$111,134	\$107,476	97%
APPRENTICESHIP / ACCELERATOR GRANT	\$1,792,864	\$849,510	47%
WORKFORCE INNOVATION AND OPPURTUNITY ACT	\$20,616,014	\$11,205,900	54%
WORKFORCE ADMINISTRATION, APPRENTICESHIP / ACCELERATOR GRANT, 4TH INCREMENT	\$225,000	\$171,644	76%
WORKFORCE ADMINISTRATION, COST POOL	\$516,300	\$499,280	97%
WORKFORCE ADMINISTRATION, FOREIGN LABOR CERTIFICATION	\$498,144	\$276,324	55%
WORKFORCE ADMINISTRATION, GOVERNOR'S 10% NRC PROGRAM	\$717,905	\$130,777	18%
WORKFORCE ADMINISTRATION, OFFENDER RE-ENTRY	\$589,624	\$571,300	97%
WORKFORCE ADMINISTRATION, PENALTY AND INTEREST	\$75,000	\$123,312	164%
WORKFORCE ADMINISTRATION, PROMISE JOBS	\$416,116	\$404,517	97%
WORKFORCE ADMINISTRATION, TICKET TO WORK	\$357,649	\$287,994	81%
WORKFORCE ADMINISTRATION, TITLE I	\$767,952	\$430,135	56%
WORKFORCE ADMINISTRATION, TRADE	\$17,469,707	\$1,962,494	11%
WORKFORCE ADMINISTRATION, UNEMPLOYMENT	\$2,759	\$-	0%
WORKFORCE ADMINISTRATION, WORK OPPORTUNITY TAX CREDIT	\$366,420	\$168,995	46%
WORKFORCE ADMINISTRATION, VETERAN'S DVOP AND LVER	\$1,036,213	\$165,245	16%
WORKFORCE ADMINISTRATION, WAGNER PEYSER	\$529,400	\$566,736	107%
Totals	\$87,785,778	\$50,936,069	58%

RESERVED FUNDS

	'22 BUDGET
LABOR DIVISION, STATE APPROPRIATION	\$2,544,772
REED ACT, UNEMPLOYMENT MODERNIZATION	\$27,946,386
SOC SEC 903, ABOVE BASE	\$3,551,727
UNEMPLOYMENT OPERATIONS, DISASTER ADMINISTRATION	\$6,038,010
Totals	\$40,080,895

FY 2022 EXPENDITURE REPORT BY PROGRAM

GRAND TOTAL OF EXPENDITURES IN 2022

2022 BUDGET: \$630,757,905

2022 EXPENDITURES: \$595,970,226

2022 EXPENDITURES PERCENTAGE: 94.48%

U.S. DEPARTMENT OF LABOR – ETA	'22 BUDGET	'22 EXP	% EXP
APPRENTICESHIP / ACCELERATOR GRANT	\$2,072,064	\$1,144,564	55%
FOREIGN LABOR CERTIFICATION	\$498,144	\$276,324	55%
GOVERNOR'S 10%	\$717,905	\$130,777	18%
REED ACT MODERNIZATION	\$9,709,114	\$811,185	8%
RESEA	\$2,942,003	\$2,569,142	87%
TRADE ADJUSTMENT ASSISTANCE	\$21,936,184	\$4,488,881	20%
UNEMPLOYMENT, DISASTER UNEMPLOYMENT ADMINISTRATION	\$3,680,000	\$2,954,099	80%
UNEMPLOYMENT BENEFITS, DUA	\$-	\$168,966,281	0%
UNEMPLOYMENT BENEFITS, EXTENDED BENEFITS	\$1,000,000	\$-	0%
UNEMPLOYMENT BENEFITS, FEDERAL	\$2,500,000	\$1,700,635	68%
UNEMPLOYMENT BENEFITS, IOWA TRUST FUND	\$402,881,295	\$285,870,667	71%
VETERANS PROGRAMS	\$2,820,814	\$1,588,414	56%
WORKFORCE DATA QUALITY INITIATIVE	\$50,000	\$-	0%
WORKFORCE INNOVATION & OPPORTUNITY ACT	\$22,059,766	\$12,224,867	55%
WORK OPPORTUNITY TAX CREDIT	\$366,420	\$168,995	46%
UNEMPLOYMENT, SOC SEC 903	\$36,141,904	\$37,353,448	103%
WAGNER PEYSER	\$5,331,748	\$5,174,809	97%
Totals	\$514,707,361	\$525,423,089	102%

U.S. DEPARTMENT OF LABOR - OSHA	'22 BUDGET	'22 EXP	% EXP
OSHA 50 - 50	\$2,333,959	\$2,111,035	90%
OSHA 90 - 10	\$998,669	\$794,537	80%
OSHA - 100%	\$5,217	\$-	0%
Totals	\$3,337,845	\$2,905,572	87%

U.S. DEPARTMENT OF LABOR – BLS	'22 BUDGET	'22 EXP	% EXP
BLS, CENSUS OF OCCUPATIONAL FATALITIES	\$12,667	\$12,429	98%
BLS, ROSH	\$127,506	\$109,874	86%
CURRENT EMPLOYMENT STATISTICS	\$106,253	\$98,977	93%
EMPLOYEE AND WAGE CENSUS	815,000	703,642	86%
EMPLOYMENT STATISTICS	\$408,275	\$440,825	108%
LOCAL AREA UNEMPLOYMENT STATISTICS	\$220,193	\$220,554	100%
OCCUPATIONAL EMPLOYMENT STATISTICS	\$432,300	\$380,624	88%
ONE STOP LABOR MARKET INFO	\$506,132	\$467,607	92%
Totals	\$2,628,326	\$2,434,530	93%

DEPARTMENT OF HOMELAND SECURITY - FEMA	'22 BUDGET	'22 EXP	% EXP
UNEMPLOYMENT LOST WAGES, ADMINISTRATION	\$-	\$9,778	0%
UNEMPLOYMENT BENEFITS, FEMA	\$-	\$(377,037)	0%
Totals	\$-	\$(367,259)	0%

DEPARTMENT OF HEALTH & HUMAN SERVICES	'22 BUDGET	'22 EXP	% EXP
PROMISE JOBS	\$10,680,416	\$9,145,486	86%
Totals	\$10,680,416	\$9,145,486	86%

STATE APPROPRIATIONS	'22 BUDGET	'22 EXP	% EXP
AMOS	\$111,134	\$107,476	97%
CHILD CARE CHALLENGE	\$3,388,272	\$1,848,736	55%
EMPLOYER INNOVATION	\$1,399,586	\$565,921	40%
FIELD OPERATIONS, PENALTY AND INTEREST	\$2,416,084	\$-	0%
FIELD OPERATIONS, UNEMPLOYMENT RESERVE FUND	\$2,200,000	\$-	0%
FIELD OPERATIONS, GENERAL FUND AND CARRYOVER	\$10,898,232	\$9,763,732	90%
FUTURE READY IOWA COORDINATOR	\$150,000	\$194,596	130%
INTEGRATED INFORMATION FOR IOWA - I/3	\$228,822	\$228,822	100%
LABOR SERVICES DIVISION	\$6,263,489	\$3,657,767	58%
MISCLASSIFICATION	\$357,300	\$304,654	85%
OFFENDER RE-ENTRY	\$589,624	\$571,300	97%
SUMMER YOUTH INTERNSHIP PROGRAM	\$250,000	\$17,178	7%
WORKER'S COMPENSATION	\$3,668,568	\$3,660,560	100%
Totals	\$31,921,111	\$20,920,743	66%
OTHER SOURCES	'22 BUDGET	'22 EXP	% EXP
A15B / 15C	\$-	\$1,665,739	0%
ARP SLFRF	\$-	\$5,623,876	0%
ATHLETIC COMMISSION	\$70,000	\$59,549	85%
BOILER INSPECTION	\$3,140,000	\$878,388	28%
CARES ACT GRANTS	\$-	\$(9,090)	0%
CONTRACTOR REGISTRATION	\$3,598,000	\$511,047	14%
DHS CHILD CARE CHALLENGE	\$-	\$7,703,786	
EDUCATION REPORTING	\$290,000	\$274,089	95%
ELEVATOR INSPECTION	\$4,735,000	\$2,347,958	50%
LABOR ESTATE	\$44,774	\$-	0%
LABORSHED	\$1,335,600	\$2,338,598	175%
PENALTY AND INTEREST	\$2,806,000	\$2,266,971	81%
TICKET TO WORK	\$357,649	\$287,994	81%
Totals	\$16,377,023	\$23,948,905	146%
RESERVED REVENUE	'22 BUDGET	'22 EXP	% EXP
REED ACT, UNEMPLOYMENT MODERNIZATION	\$27,946,386		0%
SOC SEC 903, ABOVE BASE	\$3,551,727		0%
UNEMPLOYMENT OPERATIONS, DISASTER ADMINISTRATION	\$6,038,010		0%
Totals	\$37,536,123	\$-	0%
NON-RESERVED REVENUE	'22 BUDGET	'22 EXP	% EXP
INDIRECT COST POOL	\$13,569,700	\$11,559,159	85%
Totals	\$13,569,700	\$11,559,159	85%

FY 2022 MONTHLY EXPENDITURE REPORT BY FUNDING SOURCE

FEDERAL FUNDS

	'22 BUDGET	'22 EXP	% EXP
US DEPARTMENT OF LABOR			
BUREAU OF LABOR STATISTICS	\$2,628,326	\$2,434,530	93%
EMPLOYMENT AND TRAINING ADMINISTRATION	\$68,504,162	\$28,577,958	42%
OCCUPATIONAL SAFETY AND HEALTH ADMINISTRATION	\$3,337,845	\$2,905,572	87%
UNEMPLOYMENT DIVISION	\$446,203,199	\$496,845,131	111%
Totals	\$520,673,532	\$530,763,191	102%
FEMA			
LOST WAGES	\$-	\$(367,259)	0%
Totals	\$-	\$(367,259)	0%
US DEPARTMENT OF EDUCATION			
EDUCATION	\$290,000	\$274,089	95%
Totals	\$290,000	\$274,089	95%
US DEPARTMENT OF HUMAN SERVICES			
CORONAVIRUS RESPONSE AND RELIEF SUPPLEMENTAL APPROPRIATIONS	\$-	\$7,703,786	0%
PROMISE JOBS	\$10,680,416	\$9,145,486	86%
Totals	\$10,680,416	\$16,849,272	158%
US DEPARTMENT OF LABOR			
ARP SLFRF	\$-	\$5,623,876	0%
CARES ACT, GRANTS	\$-	\$(9,090)	0%
Totals	\$-	\$5,614,786	0%
STATE GENERAL FUNDS			
AMOS	\$111,134	\$107,476	97%
FIELD OFFICES	\$15,514,316	\$9,763,732	63%
FUTURE READY IOWA	\$5,187,858	\$2,626,432	51%
I3 ACCOUNTING SYSTEM	\$228,822	\$228,822	100%
LABOR DIVISION	\$6,263,489	\$3,657,767	58%
MISCLASSIFICATION	\$357,300	\$304,654	85%
OFFENDER RE-ENTRY	\$589,624	\$571,300	97%
WORKER'S COMPENSATION	\$3,668,568	\$3,660,560	100%
Totals	\$31,921,111	\$20,920,743	66%
OTHER SOURCES			
ATHLETIC COMMISSION	\$70,000	\$59,549	85%
BOILER INSPECTIONS	\$3,140,000	\$878,388	28%
CONTRACTOR INSPECTIONS	\$3,598,000	\$511,047	14%
ELEVATOR INSPECTIONS	\$4,735,000	\$2,347,958	50%
LABOR ESTATE	\$44,774	\$-	0%
LABORSHED	\$1,335,600	\$2,338,598	175%
PENALTY AND INTEREST	\$2,806,000	\$2,266,971	81%
TICKET TO WORK	\$357,649	\$287,994	81%
Totals	\$16,087,023	\$8,690,505	54%

IWD Administrative Office

1000 E. Grand Ave

Des Moines, IA 50319

iowaworkforcedevelopment.gov

Unemployment Insurance Customer Service Hours (excluding state holidays):

Monday through Friday, 8 a.m. – 4:30 p.m.

Benefit

Phone: 866-239-0843

Email: uicclaimshelp@iwd.iowa.gov

Tax

Phone: 888-848-7442

IowaWORKS Centers

iowaworks.gov

Monday, Tuesday, Thursday Friday: 8:30 a.m. – 4:30 p.m.

Wednesday: 9 a.m. – 4:30 p.m.

Workers' Compensation

150 Des Moines Street

Des Moines, IA 50309

Phone: 800-645-4583

Labor Services

150 Des Moines Street

Des Moines, IA 50309

Phone: 515-242-5870

