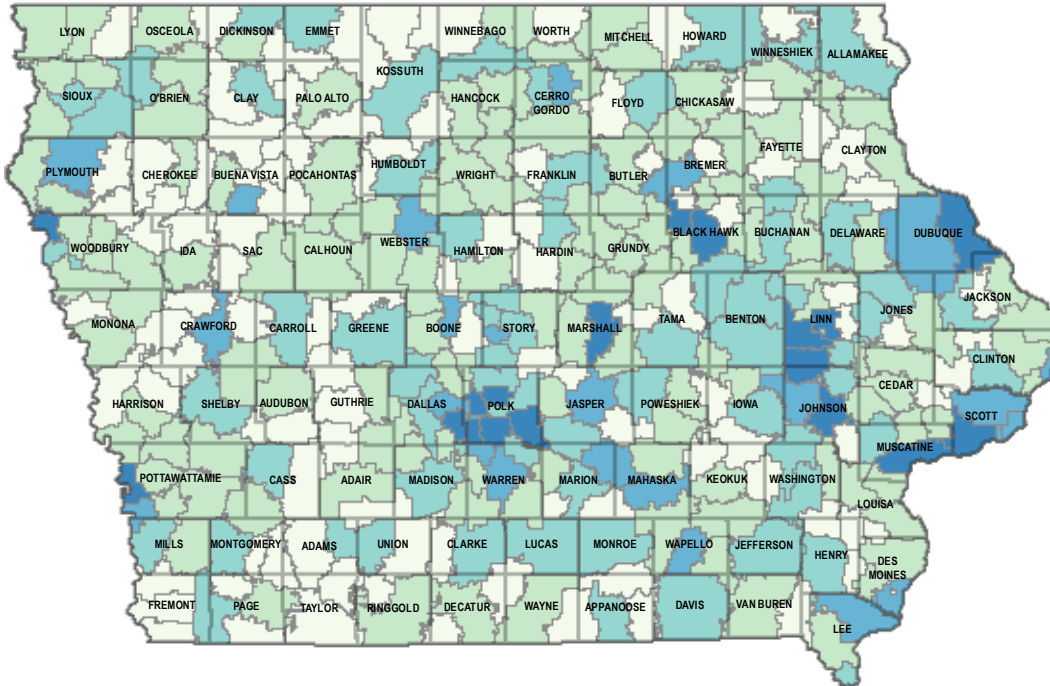


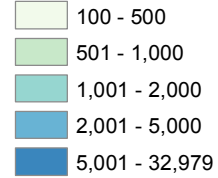
# Certified Enrollment – Fall 2016



**485,147**

**Statewide Certified Enrollment**

**Certified Enrollment**



**Highest Five:**

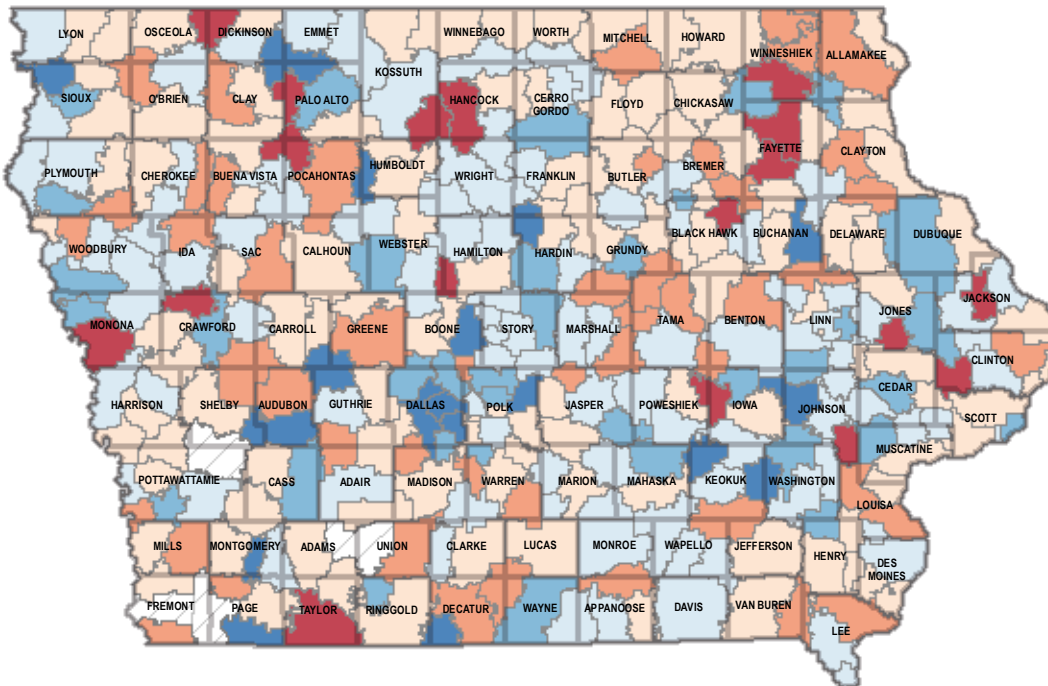
1. Des Moines Ind.: 32,979
2. Cedar Rapids: 17,092
3. Davenport: 15,490
4. Sioux City: 14,504
5. Iowa City: 13,982

**Lowest Five:**

333. Diagonal: 100
332. Gilmore City-Bradgate: 118
331. LuVerne: 154
330. Straford: 161
329. Twin Rivers: 162

Note: School district enrollment refers to the October 2016 certified enrollment for each school district as reported by the Department of Education. This enrollment figure is used to establish funding for the 2017-2018 school year.

# Percent Change in Certified Enrollment – Fall 2016 vs. Fall 2015

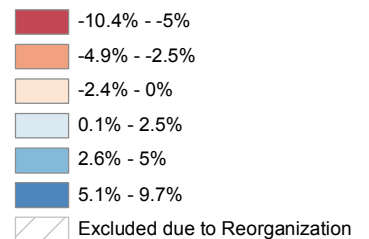


**Statewide Enrollment Change:**

**+1,696 Pupils**

**+0.35% Percent Change**

**Percent Change by District**



**Highest Five:**

1. Stanton: 9.7%
2. Alden: 9.3%
3. Keota: 8.4%
3. East Buchanan: 8.4%
5. Dallas Center-Grimes: 8.0%

**Lowest Five:**

333. Olin Consolidated: **-10.4%**
332. Harris-Lake Park: **-8.9%**
331. Laurens-Marathon: **-8.0%**
330. Bedford: **-7.3%**
329. West Central: **-7.2%**

Note: Effective July 1, 2016, Prescott consolidated with Creston, and Walnut consolidated with AHST to form AHSTW. Farragut involuntarily dissolved with the majority of the enrollment going to Shenandoah and Sidney, while Fremont Mills and Hamburg districts gained land area. Due to this reorganization, these districts were excluded from the percent change calculations.