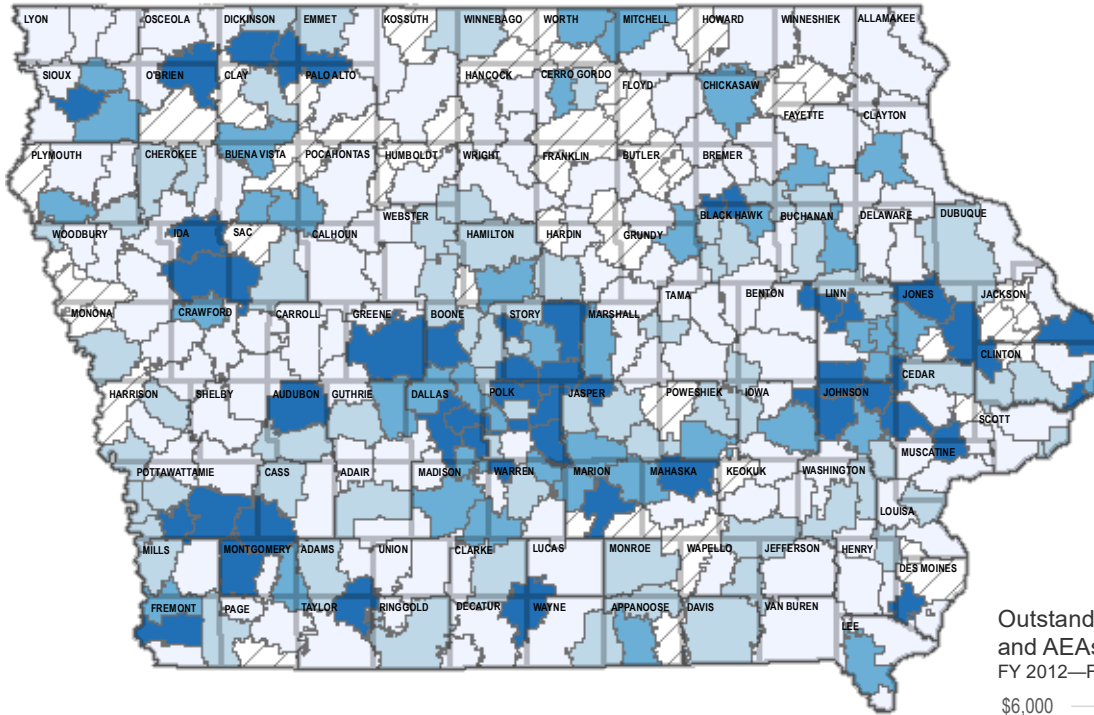


# Outstanding Obligations by Public Schools, Area Education Agencies (AEAs), and Community Colleges — FY 2021


## Public School District Debt Per Capita

**\$4.872 B**

Total Outstanding Obligations for School Districts & AEAs\* FY 2021



### School Debt Per Capita



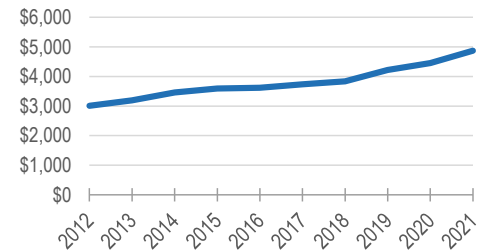
### Top Five:

1. Lenox - \$5,911
2. Alburnett - \$5,364
3. College - \$5,331
4. Clear Creek Amana - \$5,324
5. Waukee - \$5,215

\*Area Education Agencies (AEAs) are not shown in the map. Outstanding debt obligations for AEAs include Mississippi Bend and Prairie Lakes, with \$1.6 million (\$5 per capita) and \$4.9 million (\$12 per capita), respectively.

## Outstanding Obligations for School Districts and AEAs

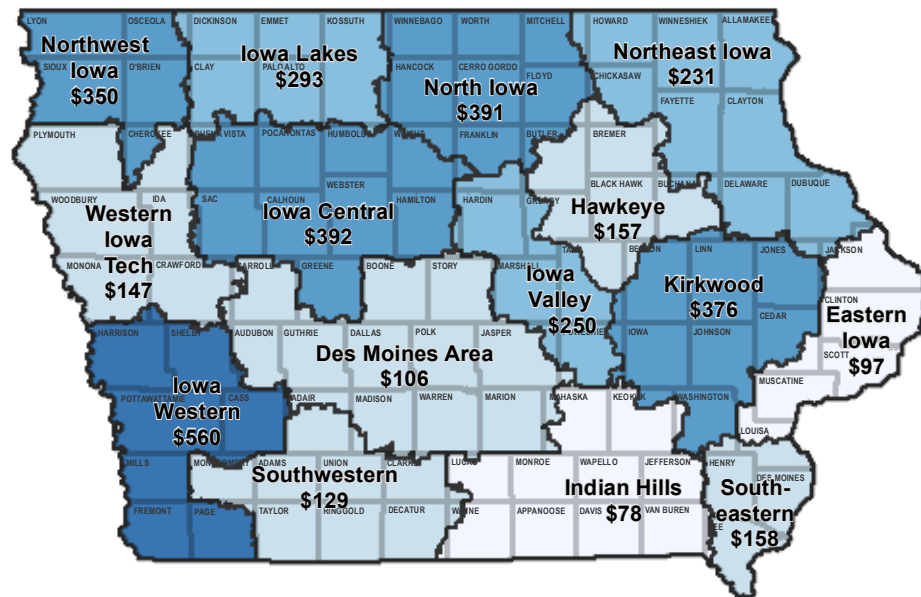
FY 2012—FY 2021 (in millions)




## Community College Debt Per Capita

**\$0.702 B**

Total Outstanding Obligations for Community Colleges FY 2021

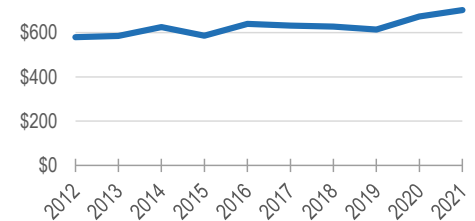


### Community College Debt Per Capita



## Outstanding Obligations for Comm. Colleges

FY 2012—FY 2021 (in millions)



Note: Outstanding obligations include bonds, notes, capital leases, and loans owed by each political subdivision. Per capita is calculated using the U.S. Census Bureau's 2020 decennial population.

Sources: Iowa State Treasurer's Office, U.S. Census Bureau, LSA calculations  
LSA Staff Contact: Adam Broich (515.281.8223) [adam.broich@legis.iowa.gov](mailto:adam.broich@legis.iowa.gov)