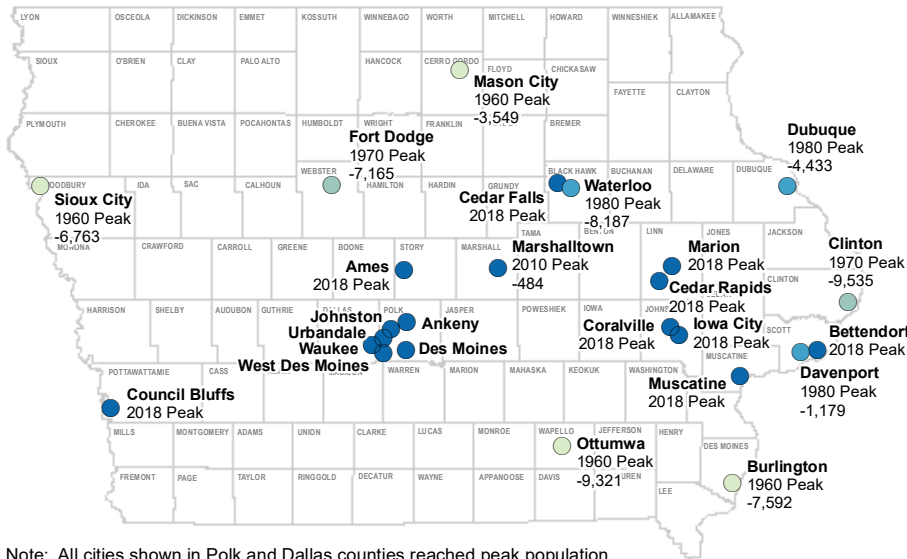


# Iowa Historic City Population Trends

## Year of Peak Population — Decennial Census Years 1850 to Estimated 2018

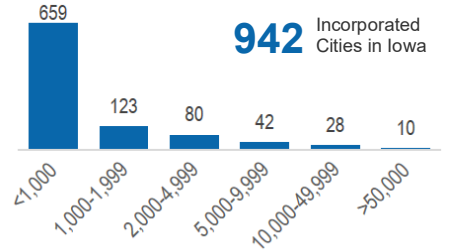
For the 25 Most Populated Cities



Note: All cities shown in Polk and Dallas counties reached peak population in 2018. Negative figures represent the population decline since peak.

**9** of the 25 Most Populated Cities Reached Peak Population in 1980 or Prior

## Number of Cities by Population Size — 2018



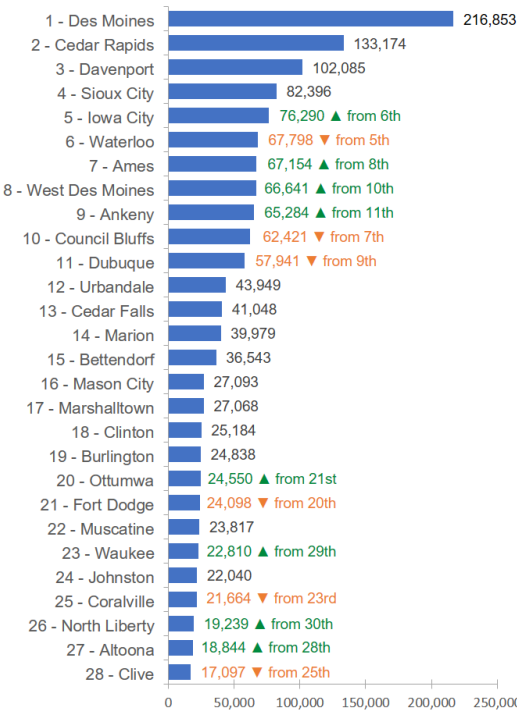
### Decennial Census Year

- 1960
- 1970
- 1980
- 2010-2018 (estimate)

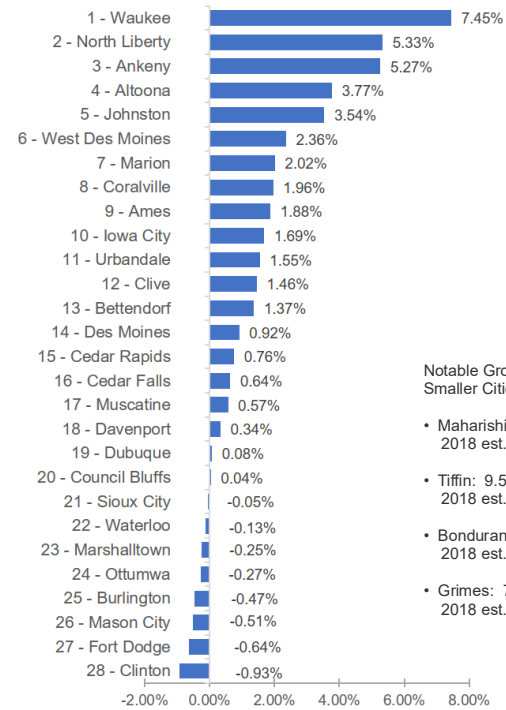
- Oldest City — Dubuque, founded in 1837
- Youngest City — Maharishi Vedic City, founded in 2001 (near Fairfield).
- Smallest City — Beaconsfield and Le Roy are tied with 14 people each.

## Ranking of Cities by Population — 2018

With Change in Rank Since the 2010 Census



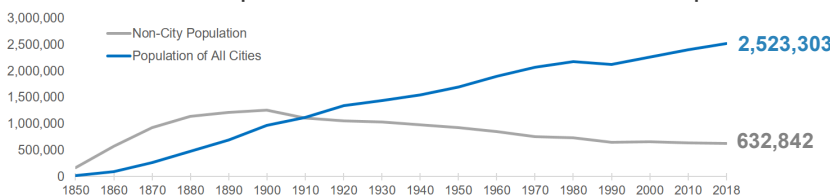
## Annual Average Growth Rate — 2010-2018



### Notable Growth Rates in Smaller Cities:

- Maharishi Vedic City: 25.9% 2018 est. population = 1,300
- Tiffin: 9.5% 2018 est. population = 3,670
- Bondurant: 8.1% 2018 est. population = 6,646
- Grimes: 7.4% 2018 est. population = 13,562

## Historical Total Population of Iowa Cities and Unincorporated Areas — 1850-2018



- Population living in unincorporated areas of Iowa reached its peak in 1890. By 1910 the population living in cities surpassed non-city population.
- To view historic population and demographics for individual cities, visit the State Data Center interactive: [www.iowadatatcenter.org/city-quick](http://www.iowadatatcenter.org/city-quick)

Sources: U.S. Census Bureau, 2018 Population Estimate; Iowa State Data Center, LSA calculations  
 LSA Staff Contact: Michael Guanci (515.729.7755) michael.guanci@legis.iowa.gov