

**TRANSPORTATION, INFRASTRUCTURE,
AND CAPITALS APPROPRIATIONS
SUBCOMMITTEE**

JANUARY 2024



Table of Contents

Analysis of the Governor’s Budget Recommendations

	Page
Subcommittee Members and Staff	1
Department of Transportation Summary	3
Appendices	
A – Appropriations Tracking	10
Other Fund Tracking	11
Full-Time Equivalent (FTE) Position Tracking	13
State Road Funding Projections (FY 2024 – FY 2028)	15
B – Sample of Budget Schedules	21
Department of Transportation Schedule 6	23
C – Report on Federal Grants	28
D – Fee Project	39
E – Selected LSA Reports	40
 Infrastructure Summary	 52
Appendices	
F – Infrastructure Balance Sheets	70
G – Appropriations Activity FY 2023	75
H – Selected Infrastructure LSA Reports	82
 Additional Appendices	
I – Federal Funds	100
J – Budget Unit Briefs	126



(Blank Page)



Transportation, Infrastructure, and Capitals Subcommittee Members

Analysis of the Governor's Budget Recommendations

SENATE

Carrie Koelker, Chairperson
Mike Busselot, Vice Chairperson
Janet Petersen, Ranking Member
Liz Bennett
Rocky De Witt

HOUSE

Jacob Bossman, Chairperson
Dan Gehlbach, Vice Chairperson
Sue Cahill, Ranking Member
Brian Best
Jeff Cooling
Kenan Judge
Matthew B. Rinker
Devon Wood
Adam Zabner

LEGISLATIVE SERVICES AGENCY

Fiscal Services Division

Garry Martin (515.281.4611)
garry.martin@legis.iowa.gov

Maria Wagenhofer (515.281.5270)
maria.wagenhofer@legis.iowa.gov

Legal Services Division

Tyler Heeren (515.725.0480)
Tyler.Heeren@legis.iowa.gov

**Joint Transportation, Infrastructure, and Capitals Appropriations
Subcommittee**



Chair
**Representative
Bossman, Jacob**



Chair
**Senator
Koelker, Carrie**



Vice Chair
**Senator
Busselot, Mike**



Vice Chair
**Representative
Gehlbach, Dan**



Ranking Member
**Representative
Cahill, Sue**



Ranking Member
**Senator
Petersen, Janet**



**Senator
Bennett, Liz**



**Representative
Best, Brian**



**Representative
Cooling, Jeff**



**Senator
De Witt, Rocky**



**Representative
Judge, Kenan**



**Representative
Rinker, Matthew B.**



**Representative
Wood, Devon**



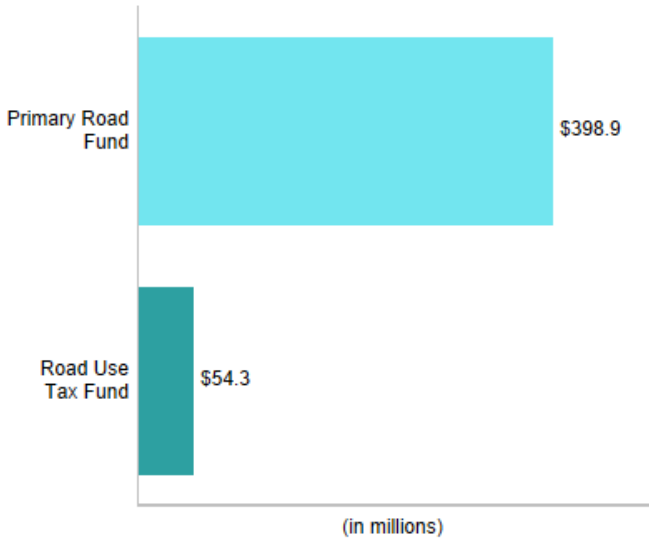
**Representative
Zabner, Adam**

DEPARTMENT OF TRANSPORTATION

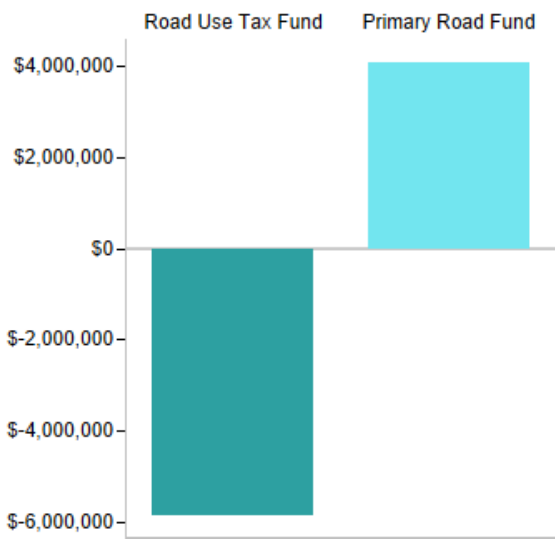
Overview and Funding History

Agency Overview: The mission of the [Department of Transportation \(DOT\)](#) is to serve the public by delivering a modern transportation system that supports the economic and social vitality of Iowa, increases safety, and maximizes customer satisfaction. The DOT consists of six operating divisions: Administrative Services, Field Operations, Motor Vehicle, Information Technology (IT), System Operations, and Transportation Development. Funding for the DOT comes from the State road funds, the Road Use Tax Fund (RUTF), and the Primary Road Fund (PRF). In addition to two operations appropriations, the DOT receives special purpose and capitals appropriations that are separate from the operating division budget units but essential for the operation of the Department.

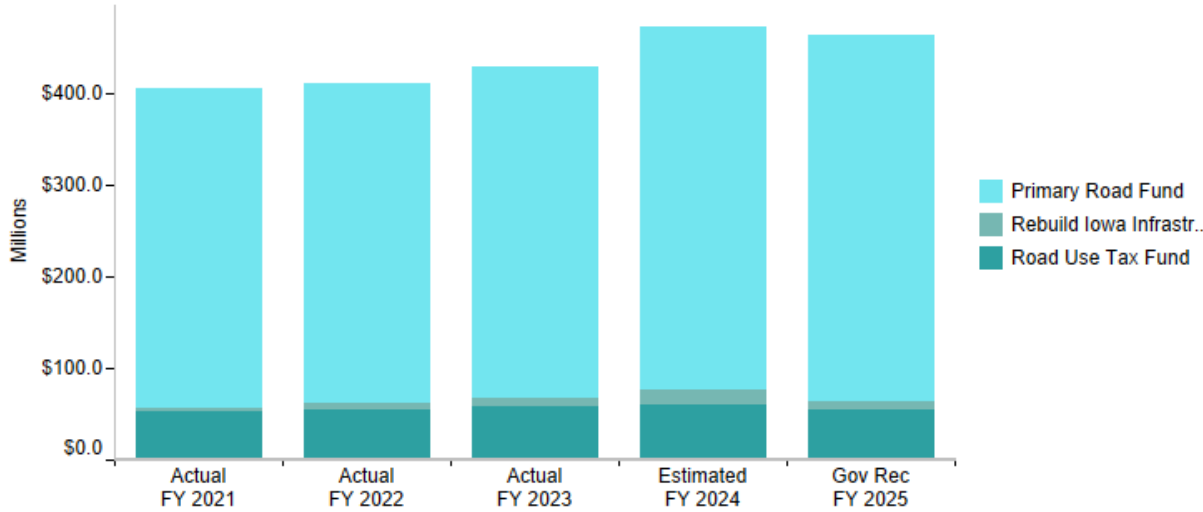
**FY 2025 Governor's Recommendations
Total: \$453,132,082**



**Governor's Recommendations
Compared to FY 2024**



Funding History



Other Fund Recommendations

	Actual FY 2023 (1)	Estimated FY 2024 (2)	Gov Rec FY 2025 (3)	Gov Rec vs Est FY 2024 (4)
Transportation, Department of				
Transportation, Dept. of				
RUTF - Driver's Licenses	\$ 3,876,000	\$ 3,876,000	\$ 1,600,000	\$ -2,276,000
RUTF - Motor Vehicle	27,804,332	29,299,760	30,542,265	1,242,505
RUTF - Highway Division/Transportation Operations	19,899,600	19,922,944	16,976,308	-2,946,636
RUTF - DAS Personnel & Utility Services	405,748	465,668	455,647	-10,021
RUTF - Unemployment Compensation	7,000	7,000	7,000	0
RUTF - Workers' Compensation	145,673	137,707	141,577	3,870
RUTF - Indirect Cost Recoveries	90,000	90,000	90,000	0
RUTF - Auditor Reimbursement	94,920	94,920	107,884	12,964
RUTF - County Treasurers Support	1,406,000	1,406,000	1,406,000	0
RUTF - Mississippi River Park. Comm.	40,000	40,000	40,000	0
RUTF - TraCS/MACH	300,000	300,000	300,000	0
RUTF - Statewide Communications System	44,329	63,355	0	-63,355
RUTF - Personal Delivery of Services	126,141	225,000	225,000	0
PRF - Highway/Transportation Operations	327,881,007	328,229,713	333,994,227	5,764,514
PRF - Motor Vehicle	1,194,260	1,242,505	0	-1,242,505
PRF - DAS Personnel & Utility Services	2,492,449	2,860,529	2,798,974	-61,555
PRF - DOT Unemployment Comp.	138,000	138,000	138,000	0
PRF - DOT Workers' Compensation	3,496,159	3,339,125	3,432,963	93,838
PRF - Garage Fuel & Waste Mgmt.	1,000,000	1,000,000	1,000,000	0
PRF - Indirect Cost Recoveries	660,000	660,000	660,000	0
PRF - Auditor Reimbursement	583,080	583,080	662,716	79,636
PRF - Transportation Maps	195,000	0	195,000	195,000
PRF - Inventory & Equip.	12,700,000	23,784,000	29,626,000	5,842,000
PRF - Statewide Communications System	296,665	423,989	442,162	18,173
PRF - Rest Area Facility Maintenance	400,000	400,000	0	-400,000
Total Transportation, Department of	\$ 405,276,363	\$ 418,589,295	\$ 424,841,723	\$ 6,252,428
Transportation Capitals				
Transportation Capital				
RUTF - Scale/MVD Facilities Maint	\$ 400,000	\$ 400,000	\$ 400,000	\$ 0
RUTF - MVE Field Facilities Maintenance	400,000	400,000	0	-400,000
PRF - Facility Major Maintenance & Enhancements	5,300,000	5,300,000	6,300,000	1,000,000
PRF - Facility Routine Maintenance & Preservation	4,700,000	4,700,000	5,200,000	500,000
RUTF - Electronic Records Management System	3,290,000	3,402,800	1,974,000	-1,428,800
PRF - Electronic Records Management System	210,000	217,200	126,000	-91,200
PRF - Davenport Facility	0	21,900,000	0	-21,900,000
PRF - Albia Garage Renovation	0	0	7,291,067	7,291,067
PRF - Jefferson Garage Renovation	0	0	6,999,292	6,999,292
Total Transportation Capitals	\$ 14,300,000	\$ 36,320,000	\$ 28,290,359	\$ -8,029,641

Appropriations Previously Enacted — FY 2023 through FY 2025

In the 2022 Legislative Session, the General Assembly appropriated a total of \$9,220,000 from the RUTF (\$-1,428,800) and PRF (\$-91,200) for costs associated with an upgrade to the electronic records management system, which is an essential part of managing and keeping driver's license information for the State and is used extensively across the DOT for record storage, driver's license information, and vehicle registration. Appropriations for the project will decrease by \$1,500,000 compared to estimated FY 2024 unless they are amended by the General Assembly.

Currently Enacted Appropriations — Electronic Records Management System				
	Actual FY 2023	Estimated FY 2024	Enacted FY 2025	Total
Road Use Tax Fund	\$ 3,290,000	\$ 3,402,800	\$ 1,974,000	\$ 8,666,800
Primary Road Fund	210,000	217,200	126,000	553,200
Total	\$ 3,500,000	\$ 3,620,000	\$ 2,100,000	\$ 9,220,000

Governor’s Recommendations FY 2025

Several appropriations receive two separate line-item appropriations: one from the RUTF and one from the PRF. These line items are detailed in the table on the prior page. The Governor’s recommended changes for FY 2025 are below.

Motor Vehicles \$0

A reallocation of \$1,242,505 in funding from the PRF to the RUTF. This is no overall change in funding for the Motor Vehicle Division (MVD). This change is due to the new all-systems permit, including travel across primary roads as well as secondary roads systems for the oversize/overweight loads. This changes the nature of the permitting processes supported by the motor carrier team in the MVD from being primary road-specific to also permitting on secondary roads.

Transportation Operations \$2,817,878

A net increase of \$5,764,514 from the PRF and net decrease of \$2,946,636 from the RUTF for the following changes:

- An increase of \$788,195 from the PRF and \$40,175 from the RUTF due to increased equipment depreciation costs for vehicular equipment, IT equipment, and winter operations equipment.
- An increase of \$3,996,552 from the PRF and \$203,448 from the RUTF for increased IT maintenance costs.
- An increase of \$856,404 from the PRF and \$43,596 from the RUTF for costs associated with updating heavy-duty truck light bars to corner box lights.
- An increase of \$460,555 from the PRF and \$23,445 from the RUTF for costs associated with updating the geographic positioning system (GPS)/automatic vehicle location (AVL) software and snowplow camera program to allow forward and backward videos to be captured.
- A decrease of \$3,420,375 from the PRF and \$174,117 from the RUTF for costs associated with highway pavement markings. This funding would instead move to the DOT five-year highway program to allow for a more rapid response to changing conditions of the markings.
- A reallocation of \$3,083,183 in funding from the RUTF to the PRF to better reflect the split between funding sources and the nature of operations due to the realignment changes of the MVE transfer from the DOT to the Department of Public Safety (DPS).

Department of Administrative Services Personnel and Utility Services \$-71,576

A decrease of \$71,576 to pay the Department of Administrative Services (DAS) utility services. This appropriation is comprised of two line items, one from the RUTF (\$-10,021) and one from the PRF (\$-61,555).

Auditor Reimbursement \$92,600

An increase of \$92,600 to pay the change in estimated audit costs to the Auditor of State for costs associated with performing audit work required to comply with all financial and State code requirements for the DOT annual audit. This appropriation is comprised of two line items, one from the RUTF (\$12,964) and one from the PRF (\$79,636).

Statewide Interoperable Communications System \$-45,182

A net decrease of \$45,182 for the DOT share of the Statewide Interoperable Communications System. The Governor is also recommending reallocating this funding to be entirely funded by the PRF instead of both the PRF and the RUTF. The annual lease payment has been primarily funded by the Rebuild Iowa Infrastructure Fund (RIIF), with any differences in funding from the RUTF (\$-63,355) and PRF (\$18,173).

Workers' Compensation **\$97,708**

An increase of \$97,708 for workers' compensation payments to the DAS due to changes in fees. Workers' compensation covers all approved medical expenses for the treatment of employee injuries and lost wages if the employee is incapacitated for more than three days. Premiums are based on a five-year rolling average of claims experience for the DOT. This appropriation is comprised of two line items, one from the RUTF (\$3,870) and one from the PRF (\$93,838).

Driver's License Equipment **-\$2,276,000**

A decrease of \$2,276,000 from the RUTF due to decreased costs for producing licenses as a result of the renewal cycle being changed from five years to eight years and the completion of the Real ID implementation.

MVE Field Facility Maintenance **-\$400,000**

A decrease of \$400,000 from the RUTF. Due to the move of the Motor Vehicle Enforcement Unit to the DPS, the Governor is recommending managing the major maintenance costs of these facilities through the DOT five-year program.

Transportation Maps **\$195,000**

An increase of \$195,000 for transportation maps from the PRF. Funding for transportation maps is appropriated every other year. Funding was last appropriated in FY 2023.

Inventory and Equipment Replacement **\$5,842,000**

An increase from the PRF to fund the increased costs of equipment replacement purchases as a result of increased costs and the shift to a 12-year replacement life cycle for equipment.

Rest Area Facility Maintenance **-\$400,000**

A decrease of \$400,000 from the PRF. The Governor is recommending managing the major maintenance costs of these facilities through the DOT five-year program.

Facility Major Maintenance and Enhancements **\$1,000,000**

An increase of \$1,000,000 from the PRF for the increased cost of maintaining facilities due to inflation, the continued degradation of the vertical infrastructure, and accommodating increasingly larger equipment.

Facility Routine Maintenance and Preservation **\$500,000**

An increase of \$500,000 from the PRF for the increased cost of maintaining facilities due to inflation, the continued degradation of the vertical infrastructure, and accommodating increasingly larger equipment.

Davenport Facility Construction **-\$21,900,000**

A decrease of \$21,900,000 from the PRF due to one-time funding being appropriated for a new DOT facility in Davenport in FY 2024. In 2023, the General Assembly enacted funding of \$21,900,000 to modernize the current facility because it was deteriorating due to age and is not properly sized to accommodate current DOT operations and equipment.

Albia Garage Renovation **\$7,291,067**

A new appropriation of \$7,291,067 from the PRF for the renovation of the Albia DOT garage facility. The Albia maintenance facility was constructed in 1975 and is no longer properly sized or arranged operationally for the larger modern equipment that the DOT uses, does not meet current building code safety and Americans with Disabilities Act (ADA) standards, has deteriorating building infrastructure, and has wash bay, plumbing, and water pressure issues.

Jefferson Garage Renovation **\$6,999,292**

A new appropriation of \$6,999,292 from the PRF for the renovation of the Jefferson DOT garage facility. The Jefferson maintenance facility was constructed in 1957 and is one of the oldest and poorest-conditioned garages in the State. It is no longer properly sized, does not meet current building code safety and ADA standards, has deteriorating building infrastructure, and has wash bay, plumbing, and water pressure issues.

Discussion Items

Motor Vehicle Enforcement Realignment — The Motor Vehicle Enforcement Bureau, which was previously under the DOT, was transferred to the Commercial Motor Vehicle Unit under Iowa State Patrol in the DPS pursuant to 2023 Iowa Acts, [Senate File 513](#) (Motor Vehicle Enforcement Bureau, Department of Public Safety Act). The Act resulted in the transfer of a total of 100.00 full-time equivalent (FTE) positions from the DOT to the DPS. The 100.00 FTE positions were comprised of 98.00 sworn officers and 2.00 civilian positions. At the time of the transfer on June 23, 2023, there were 82.00 filled sworn officers and 1.00 filled civilian position.

Interim Committee — The Minor Driver’s License Interim Study Committee, established in 2023 Iowa Acts, [Senate File 542](#) (Youth Employment Act), met on October 13, 2023, and November 13, 2023, to examine policy matters and make recommendations on statutory changes relating to licensed driving by persons between 14 and 18 years of age and submit a report to the General Assembly. The final report can be found [here](#).

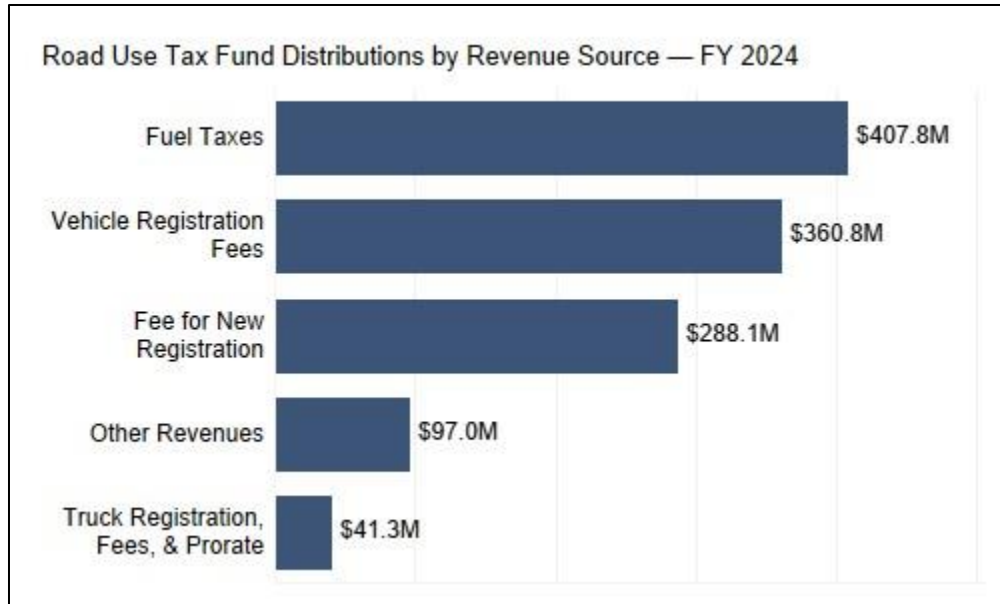
RUTF Distributions

As of January 2024, total FY 2024 distributions from the RUTF have increased by \$38,063,667 compared to FY 2023 for the same period. Distributions from the RUTF are made to the PRF, Secondary Road Fund, Farm-to-Market Road Fund, and Street Construction Fund after certain off-the-top distributions are made. The PRF receives 47.50% of RUTF distributions and provides a majority of the DOT’s funding for State roadways. The Secondary Road Fund receives 24.50% of RUTF distributions and funds county roads. The Farm-to-Market Fund receives 8.00% of RUTF distributions and is used to maintain secondary roads. The Street Construction Fund receives 20.00% of RUTF distributions and is used for city road maintenance and projects.

RUTF Distributions Year-to-Date Comparison

Off-the-Top Distributions		
	FY 2023	FY 2024
TIME-21	\$10,791,575	\$10,961,567
Statutory Distribution	\$87,082,102	\$85,826,221
Appropriations	\$37,394,874	\$38,453,787
Other Adjustment	\$0	\$0
Final RUTF Distributions		
Primary Road Fund	\$485,330,221	\$503,423,276
Secondary Road Fund - Counties	\$250,328,219	\$259,660,430
Farm-to-Market Road Fund	\$81,739,827	\$84,787,077
Street Construction Fund - Cities	\$204,349,567	\$211,967,694
Grand Total	\$1,157,016,385	\$1,195,080,052

The majority of funding allocated to the RUTF is provided through fuel taxes, annual registration fees, and new registration fees. These three revenue sources have provided 88.41% of all revenue distributed in the RUTF through December 31, 2023. Fuel taxes are the largest source of revenue to the RUTF, providing 34.12% of total revenue for FY 2024. Fiscal year 2024 revenues by type through January 2024 are displayed below.



Year-to-Date Fuel Taxes

Fuel taxes make up the largest source of revenue to the RUTF. As of January 2024, total FY 2024 fuel tax revenue is \$407,819,135. Fuel taxes have decreased \$12,258,786 compared to FY 2023 for the same period. Fuel taxes are expected to be a continually decreasing revenue source due to several factors, including increased fuel efficiency and an increase in registered electric vehicles, leading to a lower level of total consumer fuel dependency in Iowa. Fiscal year 2024 distributions by revenue source are displayed below.

Distributions by Revenue Source
FY 2023 vs FY 2024



Note: Year-over-year difference may not match the narrative description due to rounding.

FEDERAL-AID HIGHWAY PROGRAM FUNDS FOR FISCAL YEAR 2024

The apportionments made available by the Infrastructure Investment and Jobs Act for federal fiscal year 2024 are for the following programs:

- National Highway Performance Program (NHPP)
- Surface Transportation Block Grant (STBG) Program
- Highway Safety Improvement Program (HSIP)
- Railway-Highway Crossings Program (RHCP)
- Congestion Mitigation and Air Quality (CMAQ) Improvement Program
- National Highway Freight Program (NHFP)
- Metropolitan Planning Program (MPP)
- Carbon Reduction Program (CRP)
- Promoting Resilient Operations for Transformative, Efficient, and Cost-Saving Transportation (PROTECT) Formula Program.

The State of Iowa receives an apportionment of \$677,388,431. The State of Iowa full apportionment can be found [here](#).



Appendix A – Appropriations Tracking

Analysis of the Governor's Budget Recommendations

This Appendix contains tracking for the following:

- Other Funds
- Full-Time Equivalent (FTE) Positions
- Road Use Tax Fund Projections

The Legislative Services Agency publishes ***Budget Unit Briefs*** that discuss the purpose of particular appropriations and programs. If a publication is available, it has been hyperlinked in the title of the appropriation.

Department of Transportation Governor's Recommendations — FY 2025

LSA Staff Contact: Garry Martin (515.281.4611) garry.martin@legis.iowa.gov

	<u>Actual FY 2023</u>	<u>Estimated FY 2024</u>	<u>Gov. Rec. FY 2025</u>	<u>Gov. Rec. FY 25 vs. Est. FY 2024</u>
Motor Vehicles				
Road Use Tax Fund	\$ 27,804,332	\$ 29,299,760	\$ 30,542,265	\$ 1,242,505
Primary Road Fund	1,194,260	1,242,505	0	-1,242,505
Total Motor Vehicles	28,998,592	30,542,265	30,542,265	0
Transportation Operations				
Road Use Tax Fund	19,899,600	19,922,944	16,976,308	-2,946,636
Primary Road Fund	327,881,007	328,229,713	333,994,227	5,764,514
Total Transportation Operations	347,780,607	348,152,657	350,970,535	2,817,878
Dept. of Administrative Services				
Road Use Tax Fund	405,748	465,668	455,647	-10,021
Primary Road Fund	2,492,449	2,860,529	2,798,974	-61,555
Total Administrative Services	2,898,197	3,326,197	3,254,621	-71,576
Auditor Reimbursement				
Road Use Tax Fund	94,920	94,920	107,884	12,964
Primary Road Fund	583,080	583,080	662,716	79,636
Total Auditor Reimbursement	678,000	678,000	770,600	92,600
Indirect Cost Recoveries				
Road Use Tax Fund	90,000	90,000	90,000	0
Primary Road Fund	660,000	660,000	660,000	0
Total Indirect Cost Recoveries	750,000	750,000	750,000	0
Statewide Comm. System				
Road Use Tax Fund	44,329	63,355	0	-63,355
Primary Road Fund	296,665	423,989	442,162	18,173
Total Statewide Comm. System	340,994	487,344	442,162	-45,182
Unemployment Compensation				
Road Use Tax Fund	7,000	7,000	7,000	0
Primary Road Fund	138,000	138,000	138,000	0
Total Unemployment Comp.	145,000	145,000	145,000	0
Workers' Compensation				
Road Use Tax Fund	145,673	137,707	141,577	3,870
Primary Road Fund	3,496,159	3,339,125	3,432,963	93,838
Total Workers' Comp.	3,641,832	3,476,832	3,574,540	97,708
Electronic Records Management Sys.				
Road Use Tax Fund	3,290,000	3,402,800	1,974,000	-1,428,800
Primary Road Fund	210,000	217,200	126,000	-91,200
Total Electronic Records Management Sys.	3,500,000	3,620,000	2,100,000	-1,520,000
County Treasurers Support				
Road Use Tax Fund	1,406,000	1,406,000	1,406,000	0
Driver's License Equip.				
Road Use Tax Fund	3,876,000	3,876,000	1,600,000	-2,276,000
Mississippi River Parkway Commission				
Road Use Tax Fund	40,000	40,000	40,000	0
TraCS/MACH				
Road Use Tax Fund	300,000	300,000	300,000	0
MVE Field Facility Maintenance				
Road Use Tax Fund	400,000	400,000	0	-400,000

Department of Transportation Governor's Recommendations — FY 2025

LSA Staff Contact: Garry Martin (515.281.4611) garry.martin@legis.iowa.gov

	<u>Actual FY 2023</u>	<u>Estimated FY 2024</u>	<u>Gov. Rec. FY 2025</u>	<u>Gov. Rec. FY 25 vs. Est. FY 2024</u>
Garage Fuel and Waste Management				
Primary Road Fund	1,000,000	1,000,000	1,000,000	0
Transportation Maps				
Primary Road Fund	195,000	0	195,000	195,000
Inventory and Equipment Replacement				
Primary Road Fund	12,700,000	23,784,000	29,626,000	5,842,000
Rest Area Facility Maintenance				
Primary Road Fund	400,000	400,000	0	-400,000
Personal Delivery of Services — Standing				
Road Use Tax Fund	126,141	225,000	225,000	0
Scale/MVD Facilities Maint.				
Road Use Tax Fund	400,000	400,000	400,000	0
Facility Major Maintenance				
Primary Road Fund	5,300,000	5,300,000	6,300,000	1,000,000
Facility Routine Maintenance				
Primary Road Fund	4,700,000	4,700,000	5,200,000	500,000
Davenport Facility Consolidation				
Primary Road Fund	0	21,900,000	0	-21,900,000
Albia Garage Renovation				
Primary Road Fund	0	0	7,291,067	7,291,067
Jefferson Garage Renovation				
Primary Road Fund	0	0	6,999,292	6,999,292
Totals by Funding Source				
Road Use Tax Fund	\$ 58,329,743	\$ 60,131,154	\$ 54,265,681	\$ -5,865,473
Primary Road Fund	361,246,620	394,778,141	398,866,401	4,088,260
Total	\$ 419,576,363	\$ 454,909,295	\$ 453,132,082	\$ -1,777,213
Full-Time Equivalent (FTE) Positions				
Transportation Operations	2,285.9	2,363.0	2,363.0	0.0
Motor Vehicles	275.1	294.0	294.0	0.0
Total FTE Positions	2,561.0	2,657.0	2,657.0	0.0

Previously enacted appropriations are in bold and italics. Note: The Electronic Records Management System will receive \$1,974,000 from the RUTF and \$126,000 from the PRF in FY 2025.



Explanation of FTE Position Data

Analysis of the Governor's Budget Recommendations

The following is an explanation of the full-time equivalent (FTE) position information provided on the following tables. The columns of FTE position data represent different points in time that the numbers were compiled. For additional information on the State's FTE positions, see the **Issue Review** entitled [FY 2017 FTE Positions and Personnel Costs](#).

Actual FY 2023: This data represents the actual FTE position utilization calculated at the close of the fiscal year. The FTE position usage is calculated by taking the actual hours worked during the fiscal year and dividing the number by 2,080 hours. For example, if a department has budgeted a full-time position (equating to 1.00 FTE) and this position is vacant for six months of the fiscal year, at the close of the fiscal year the calculation of the actual FTE position would be 0.50 ($1,040 \div 2,080 = 0.50$). The calculation of the actual FTE position factors out the portion of the position that was vacant during the fiscal year.

Estimated FY 2024: This data represents the estimated FTE positions that were budgeted by the departments at the beginning of FY 2024 and incorporates any revisions made to the budget by the departments through (approximately) December 2023. Changes to the estimates can occur for a variety of reasons. For example, if departments are not provided funding for salary adjustments to cover the costs of funding collective bargaining contracts, the departments will often reduce the number of FTE positions in order to cover costs.

Gov. Rec. FY 2025: This is the Governor's recommendation for FY 2025.

Gov. Rec. FY 2025 vs Est. FY 2024: This represents the difference between the Governor's recommended FTE positions for FY 2025 and the most recent estimates for FY 2024.

Transportation, Infrastructure, and Capitals

FTE Positions

	Actual FY 2023 (1)	Estimated FY 2024 (2)	Gov Rec FY 2025 (3)	Gov Rec vs Est FY 2024 (4)
<u>Transportation, Department of</u>				
Transportation, Dept. of				
Operations	0.11	0.00	0.00	0.00
Highway	2,285.90	2,363.00	2,363.00	0.00
Motor Vehicle Division	275.14	294.00	294.00	0.00
Total Transportation, Department of	2,561.16	2,657.00	2,657.00	0.00
Total Transportation, Infrastructure, and Capitals	2,561.16	2,657.00	2,657.00	0.00

State Road Funding Projections

FY 2024 – FY 2028

(All Tables in Millions)

Projected Receipts

	Estimated FY 2024	Estimated FY 2025	Estimated FY 2026	Estimated FY 2027	Estimated FY 2028
Road Use Tax Fund	\$ 1,658.30	\$ 1,670.68	\$ 1,683.70	\$ 1,696.05	\$ 1,709.82
TIME-21 Fund	225.00	225.00	225.00	225.00	225.00
Total State Road Fund Receipts	\$ 1,883.30	\$ 1,895.68	\$ 1,908.70	\$ 1,921.05	\$ 1,934.82

State Road Funds — Projected Distributions

	Estimated FY 2024	Estimated FY 2025	Estimated FY 2026	Estimated FY 2027	Estimated FY 2028
Primary Road Fund	\$ 898.58	\$ 904.59	\$ 910.83	\$ 916.76	\$ 923.35
Secondary Road Fund	421.20	424.20	427.31	430.25	433.53
Farm-to-Market Road Fund	117.32	118.30	119.31	120.26	121.32
Street Construction Fund	339.52	341.97	344.51	346.90	349.57
Off-the-Top Allocations and Appropriations	106.68	106.62	106.74	106.88	107.04
Total State Road Fund Distributions	\$ 1,883.30	\$ 1,895.68	\$ 1,908.70	\$ 1,921.05	\$ 1,934.82

Note: Off-the-top allocations that are allocated to other road funds are counted in road fund totals and are not included in off-the-top totals. Numbers may not equal totals due to rounding.

Road Use Tax Fund — Projected Receipts, Allocations, and Distributions

FY 2024 – FY 2028

(All Tables in Millions)

RUTF Receipts

	Estimated FY 2024	Estimated FY 2025	Estimated FY 2026	Estimated FY 2027	Estimated FY 2028
Motor Vehicle Registration Fees	\$ 632.80	\$ 644.62	\$ 656.66	\$ 668.92	\$ 681.42
Motor Carrier Registration Fees and Prorate	80.31	81.11	81.92	82.74	83.57
Motor Vehicle Fuel Tax	673.81	661.95	653.55	646.47	638.08
Fee for New Registration	405.17	411.25	417.42	423.68	430.03
Interest	3.03	3.17	3.33	3.48	3.65
Other	12.43	11.33	12.55	11.44	12.68
Payments and Adjustments	4.14	4.30	4.48	4.66	4.84
Transfer from Statutory Allocations Fund	48.38	54.35	54.83	55.33	55.84
Total Receipts	\$ 1,860.06	\$ 1,872.09	\$ 1,884.75	\$ 1,896.73	\$ 1,910.11
<i>Transfer to TIME-21 Fund</i>	<i>-201.77</i>	<i>-201.41</i>	<i>-201.05</i>	<i>-200.68</i>	<i>-200.29</i>
Net Receipts	\$ 1,658.30	\$ 1,670.68	\$ 1,683.70	\$ 1,696.05	\$ 1,709.82

Note: Motor vehicle and carrier registration fees in excess of \$392.0 million are transferred to the TIME-21 Fund. Once the TIME-21 Fund has exceeded \$225.0 million, revenues above that limit will be deposited in the RUTF.

Road Use Tax Fund — Projected Receipts, Allocations, and Distributions

FY 2024 – FY 2028

(All Tables in Millions)

RUTF Off-the-Top Allocations and Appropriations

Statutory Allocations	Estimated FY 2024	Estimated FY 2025	Estimated FY 2026	Estimated FY 2027	Estimated FY 2028
Primary Road Fund (Commercial and Industrial Network)	\$ 43.43	\$ 44.08	\$ 44.74	\$ 45.41	\$ 46.08
Primary Road Fund (\$7.1 million and \$4.4 million)	11.50	11.50	11.50	11.50	11.50
Secondary & Urban Roads (to Primary Rd. Fd.)	0.50	0.50	0.50	0.50	0.50
RISE: State (to Primary Rd. Fd.)	23.76	23.41	23.09	22.80	22.52
RISE: City and County	17.82	17.56	17.32	17.10	16.89
Park and Institutional Roads	10.50	10.57	10.65	10.73	10.81
Farm-to-Market Road Fund	1.50	1.50	1.50	1.50	1.50
Secondary Road Fund	5.94	5.85	5.77	5.70	5.63
Living Roadway Trust Fund	0.25	0.25	0.25	0.25	0.25
Railroad Crossing Surface Repair Fund	0.90	0.90	0.90	0.90	0.90
Railroad Crossing Safety Fund	0.70	0.70	0.70	0.70	0.70
Secondary Bridge Fund	2.00	2.00	2.00	2.00	2.00
City Bridge Fund	0.50	0.50	0.50	0.50	0.50
License Plate Production	3.50	3.50	3.50	3.50	3.50
Traffic Safety Projects	8.07	8.13	8.19	8.25	8.32
Driver's License Suspension Personal Delivery of Service	0.23	0.23	0.23	0.23	0.23
County Treasurer's Equipment (Reg. and Licenses)	0.65	0.65	0.65	0.65	0.65
Refunds	0.23	0.23	0.23	0.23	0.23
Total Statutory Allocations	\$ 131.97	\$ 132.06	\$ 132.22	\$ 132.44	\$ 132.70

Appropriations

DIAL (DL Revocation Hearings)	\$ 1.62	\$ 1.62	\$ 1.62	\$ 1.62	\$ 1.62
Dept. of Management Support Staff	0.06	0.06	0.06	0.06	0.06
DAS I/3 Expenses (Treasurer of State)	0.09	0.09	0.09	0.09	0.09
Driver's License Costs (Lease)/Central Issuance	3.88	3.88	3.88	3.88	3.88
DOT Operations Appropriations	47.30	47.36	47.58	47.81	48.03
DAS Utility Services	0.41	0.41	0.41	0.41	0.41
Unemployment Compensation	0.01	0.01	0.01	0.01	0.01
Workers' Compensation	0.15	0.15	0.15	0.15	0.15
Indirect Cost Recovery	0.09	0.09	0.09	0.09	0.09
State Auditor Reimbursement	0.09	0.09	0.09	0.09	0.09
County Treasurer Support (Dr. License Issuance)	1.41	1.41	1.41	1.41	1.41
TraCS/MACH	0.30	0.30	0.30	0.30	0.30
Mississippi River Parkway Commission	0.04	0.04	0.04	0.04	0.04
Motor Vehicle Division Field Facility Maintenance	0.40	0.40	0.40	0.40	0.40
One-Time Funding Contingency Appropriations	4.00	4.00	4.00	4.00	4.00
Total Appropriations	\$ 59.84	\$ 59.90	\$ 60.12	\$ 60.34	\$ 60.57
Total Allocations and Appropriations	\$ 191.81	\$ 191.96	\$ 192.35	\$ 192.79	\$ 193.27

Total Available for Distribution

\$ 1,466.49	\$ 1,478.71	\$ 1,491.35	\$ 1,503.26	\$ 1,516.55
--------------------	--------------------	--------------------	--------------------	--------------------

RUTF Formula Allocation

	Estimated FY 2024	Estimated FY 2025	Estimated FY 2026	Estimated FY 2027	Estimated FY 2028
Primary Road Fund (47.5%)	\$ 696.58	\$ 702.39	\$ 708.39	\$ 714.05	\$ 720.36
Secondary Road Fund (24.5%)	359.29	362.28	365.38	368.30	371.55
Farm-to-Market Road Fund (8.0%)	117.32	118.30	119.31	120.26	121.32
Street Construction Fund (20.0%)	293.30	295.74	298.27	300.65	303.31
Total Formula Allocation	\$ 1,466.49	\$ 1,478.71	\$ 1,491.35	\$ 1,503.26	\$ 1,516.55

Note: Numbers may not equal totals due to rounding. Per Iowa Code section 314.4(6), 1.75% of the Primary Road Fund allocation is deposited in the Transfer of Jurisdiction Fund.

TIME-21 Fund — Projected Receipts and Allocations

FY 2024 – FY 2028

(All Tables in Millions)

Receipts

	Estimated FY 2024	Estimated FY 2025	Estimated FY 2026	Estimated FY 2027	Estimated FY 2028
Motor Vehicle Registration Fees	\$ 201.77	\$ 201.41	\$ 201.05	\$ 200.68	\$ 200.29
Trailer Reg. Fee Increase	13.42	13.78	14.14	14.51	14.90
Title and Salvage Title Fee Increase	9.80	9.80	9.80	9.80	9.80
Interest	0.01	0.01	0.01	0.01	0.01
Total Receipts	\$ 225.00	\$ 225.00	\$ 225.00	\$ 225.00	\$ 225.00

Formula Allocation

	Estimated FY 2024	Estimated FY 2025	Estimated FY 2026	Estimated FY 2027	Estimated FY 2028
Primary Road Fund (60.0%)	\$ 135.00	\$ 135.00	\$ 135.00	\$ 135.00	\$ 135.00
Secondary Road Fund (20.0%)	45.00	45.00	45.00	45.00	45.00
Street Construction Fund (20.0%)	45.00	45.00	45.00	45.00	45.00
Total Distribution	\$ 225.00	\$ 225.00	\$ 225.00	\$ 225.00	\$ 225.00

Note: Numbers may not equal totals due to rounding.

Statutory Allocations Fund — Projected Receipts and Distributions

FY 2024 – FY 2028

(All Tables in Millions)

Receipts

	Estimated FY 2024	Estimated FY 2025	Estimated FY 2026	Estimated FY 2027	Estimated FY 2028
Driver's License and Other ID Fees	\$ 17.78	\$ 17.78	\$ 17.78	\$ 17.78	\$ 17.78
Trailer Registration Fees	10.74	11.02	11.31	11.61	11.92
Trailer Fee for New Registration	27.00	27.37	27.75	28.13	28.52
Title, Salvage, and Surcharge Fees	12.31	12.31	12.31	12.31	12.31
Use Tax	2.15	2.18	2.21	2.25	2.28
Car Rental Tax	3.27	3.31	3.34	3.37	3.41
IA Apport. Commercial Truck Title Fee	0.85	0.88	0.91	0.93	0.96
Total Receipts	\$ 74.11	\$ 74.86	\$ 75.62	\$ 76.39	\$ 77.18

Distribution

	Estimated FY 2024	Estimated FY 2025	Estimated FY 2026	Estimated FY 2027	Estimated FY 2028
Public Transit Assistance	\$ 17.37	\$ 17.63	\$ 17.90	\$ 18.16	\$ 18.43
Motorcycle Rider Education Fund	0.89	0.89	0.89	0.89	0.89
Special Plate Funds	1.50	1.50	1.50	1.50	1.50
Total Distribution	\$ 19.76	\$ 20.02	\$ 20.28	\$ 20.55	\$ 20.82

Remaining Balance

	Estimated FY 2024	Estimated FY 2025	Estimated FY 2026	Estimated FY 2027	Estimated FY 2028
Total Receipts	\$ 74.11	\$ 74.86	\$ 75.62	\$ 76.39	\$ 77.18
Total Distribution	19.76	20.02	20.28	20.55	20.82
Balance Transfer to RUTF	\$ 54.35	\$ 54.83	\$ 55.33	\$ 55.84	\$ 56.36

Note: Numbers may not equal totals due to rounding. The ending balance of the Statutory Allocations Fund is transferred to the Road Use Tax Fund in the next fiscal year.

Transfer of Jurisdiction Fund — Projected Receipts and Distributions

FY 2024 – FY 2028

(All Tables in Millions)

Receipts

	Estimated FY 2024	Estimated FY 2025	Estimated FY 2026	Estimated FY 2027	Estimated FY 2028
Primary Road Fund Transfers	\$ 12.19	\$ 12.29	\$ 12.40	\$ 12.50	\$ 12.61

Formula Allocation

	Estimated FY 2024	Estimated FY 2025	Estimated FY 2026	Estimated FY 2027	Estimated FY 2028
Secondary Road Fund (90.0%)	\$ 10.97	\$ 11.06	\$ 11.16	\$ 11.25	\$ 11.35
Street Construction Fund (10.0%)	1.22	1.23	1.24	1.25	1.26
Total Allocation	\$ 12.19	\$ 12.29	\$ 12.40	\$ 12.50	\$ 12.61

Note: Numbers may not equal totals due to rounding.



Appendix B – Sample of Budget Schedules

Analysis of the Governor’s Budget Recommendations

Schedule 1 Example

Schedule 1 shows the decision packages used by the Executive Branch to arrive at a department’s annual budget request (dollars and FTE positions) and the Governor’s recommendations for a budget unit.

STATE OF IOWA
Fiscal Year 2025 Annual Budget
SPECIAL DEPARTMENT: (460) Health and Human Services, Department of
Budget Unit: (413N200001) Medical Assistance
Schedule 1

<u>Rank</u>	<u>Description</u>	<u>Funding Source</u>	<u>Fiscal Year 2025 Department Request</u>	<u>Fiscal Year 2025 Governor's Recommendations</u>
Base		Appropriation	1,543,626,752	1,543,626,752
		FTE	12.10	12.10
0001	Medicaid increase need	Appropriation	0	74,956,904
Total Budget Unit Funding		Fiscal Year 2024 Estimated	<u>Fiscal Year 2025 Department Request</u>	<u>Fiscal Year 2025 Governor's Recommendations</u>
Appropriation		<u>\$ 1,543,626,779</u>	<u>\$ 1,543,626,779</u>	<u>\$ 1,618,583,680</u>
Total FTE		13.10	12.10	12.10

Department name & budget unit number

Fiscal year

Base appropriation and FTE positions plus decision packages

Total appropriation and FTE positions

Budget schedules are available at: www.legis.iowa.gov/publications/fiscal/budgetSchedules.

Schedule 6 Example

Schedule 6 provides a detailed budget for all appropriated accounts or funds under the control of a department. Resources include the appropriation, the salary adjustment (if applicable), across-the-board reductions, supplemental appropriations, intrastate receipts from other agencies, receipts from local governments, and other receipts such as fees. Expenditures include all expenses related to the operating budget, such as salary, travel, and contracts. Expenditures also include reversions or balance brought forward.

STATE OF IOWA
 Fiscal Year 2025 Annual Budget
 SPECIAL DEPARTMENT: (460) Health and Human Services, Department of
 Budget Unit: (413N200001) Medical Assistance
 Schedule 6

	Fiscal Year 2023 Actual	Fiscal Year 2024 Estimated	Fiscal Year 2025 Department Request	Fiscal Year 2025 Governor's Recomm	
Resources					
Appropriations					
Appropriation	\$ 1,510,127,388	\$ 1,543,626,779	\$ 1,543,626,779	\$ 1,618,583,680	
Other Resources					
Balance Brought Forward (Approps)	373,606,538	421,379,409	201,179,093	229,781,534	
Receipts					
Federal Support	5,019,670,866	4,900,589,034	4,784,768,556	4,936,697,810	
Local Governments	34,470,133	44,634,490	44,634,490	44,634,490	
Intra State Receipts	283,018,887	340,346,759	335,602,759	335,602,759	
Interest	128,828	150,000	150,000	150,000	
Fees, Licenses & Permits	9,956,071	10,585,740	11,097,827	11,097,827	
Refunds & Reimbursements	743,949,559	598,758,944	722,345,126	722,345,126	
Other Sales & Services	176,511	3,000,000	3,000,000	3,000,000	
Unearned Receipts	170,999,066	142,044,930	251,067,719	251,067,719	
	<u>6,262,369,922</u>	<u>6,040,109,897</u>	<u>6,152,666,477</u>	<u>6,304,595,731</u>	
Total Resources	<u>\$ 8,146,103,848</u>	<u>\$ 8,005,116,085</u>	<u>\$ 7,897,472,349</u>	<u>\$ 8,152,960,945</u>	
FTE	<u>8.53</u>	<u>13.10</u>	<u>12.10</u>	<u>12.10</u>	
Disposition of Resources					
Personal Services-Salaries	\$ 864,498	\$ 1,145,524	\$ 1,145,524	\$ 1,145,524	
Personal Travel In State	0	9,582	9,582	9,582	
Personal Travel Out of State	0	500	500	500	
Office Supplies	0	3,000	3,000	3,000	
Printing & Binding	36,497	82,000	82,000	82,000	
Postage	643,009	1,080,116	1,080,116	1,080,116	
Communications	3,491	500	500	500	

← Department name & budget unit number

← Fiscal year

← Appropriations

← Budget unit receipts

← FTE positions

← Budget unit expenditures

Budget schedules are available at: www.legis.iowa.gov/publications/fiscal/budgetSchedules.

STATE OF IOWA
Fiscal Year 2025 Annual Budget
SPECIAL DEPARTMENT: (895) Transportation, Department of
Budget Unit: (645S440143) Transportation Operations
Schedule 6

	Fiscal Year 2023 Actual	Fiscal Year 2024 Estimated	Fiscal Year 2025 Department Request	Fiscal Year 2025 Governor's Recomm
Resources				
Receipts				
Federal Support	\$ 10,478,722	\$ 1,000,022	\$ 1,000,000	\$ 1,000,000
Intra State Receipts	0	1	0	0
Gov Fund Type Transfers - Other A	332,769,899	348,652,570	348,652,617	351,470,495
Fees, Licenses & Permits	667,152	105	100	100
Refunds & Reimbursements	852,649	1	0	0
Inventory Sales	63,020	2	0	0
Other	188,982	224	100	100
	<u>345,020,425</u>	<u>349,652,925</u>	<u>349,652,817</u>	<u>352,470,695</u>
Total Resources	<u>\$ 345,020,425</u>	<u>\$ 349,652,925</u>	<u>\$ 349,652,817</u>	<u>\$ 352,470,695</u>
FTE	<u>2,285.90</u>	<u>2,363.00</u>	<u>2,363.00</u>	<u>2,363.00</u>
Disposition of Resources				
Personal Services-Salaries	\$ 239,991,932	\$ 247,997,008	\$ 247,997,009	\$ 247,997,009
Personal Travel In State	645,214	1,657,304	1,657,305	1,657,305
State Vehicle Operation	130	16,379,501	16,379,501	16,379,501
Depreciation	0	11,160,552	11,160,552	11,160,552
Personal Travel Out of State	538,682	345,153	345,152	345,152
Office Supplies	372,255	738,624	738,622	738,622
Facility Maintenance Supplies	4,000,195	5,093,136	5,093,041	7,910,919
Equipment Maintenance Supplies	7,373,003	3,933,685	3,933,688	3,933,688
Professional & Scientific Supplies	194,095	221,861	221,861	221,861
Highway Maintenance Supplies	18,929,968	19,485,667	19,485,664	19,485,664
Ag.,Conservation & Horticulture Su	354,070	352,570	352,570	352,570
Other Supplies	49,611	9,994	9,994	9,994

STATE OF IOWA
Fiscal Year 2025 Annual Budget
SPECIAL DEPARTMENT: (895) Transportation, Department of
Budget Unit: (645S440143) Transportation Operations
Schedule 6

	Fiscal Year 2023 Actual	Fiscal Year 2024 Estimated	Fiscal Year 2025 Department Request	Fiscal Year 2025 Governor's Recomm
Disposition of Resources (cont.)				
Printing & Binding	3,050	14,500	14,500	14,500
Food	0	300	300	300
Uniforms & Related Items	410,971	358,529	358,529	358,529
Postage	269,700	317,503	317,500	317,500
Communications	2,361,918	1,535,739	1,535,738	1,535,738
Rentals	1,913,779	1,756,777	1,756,777	1,756,777
Utilities	5,004,940	6,946,983	6,946,983	6,946,983
Professional & Scientific Services	1,023,597	676,955	676,955	676,955
Outside Services	2,239,171	3,719,593	3,719,593	3,719,593
Intra-State Transfers	5,468,384	5,503	5,500	5,500
Advertising & Publicity	301,849	130,204	130,203	130,203
Outside Repairs/Service	3,024,590	1,737,777	1,737,777	1,737,777
Attorney General Reimbursements	0	100	100	100
Reimbursement to Other Agencies	162,517	143,998	143,998	143,998
ITS Reimbursements	199,230	787,044	787,043	787,043
IT Outside Services	8,585,610	6,219,216	6,219,214	6,219,214
Gov Fund Type Transfers - Attorney	1,493,057	1,250,000	1,250,000	1,250,000
Gov Fund Type Transfers - Other A	1,944,783	50,387	50,386	50,386
Equipment	29,121,986	5,704,691	5,704,693	5,704,693
Office Equipment	647,778	719,570	719,570	719,570
Equipment - Non-Inventory	267,957	231,700	231,700	231,700
IT Equipment	7,961,851	9,756,824	9,756,823	9,756,823
Claims	198	0	0	0
Other Expense & Obligations	29,903	25,806	25,808	25,808
Withheld Income Taxes	0	100	100	100
Licenses	79,455	1,201	1,200	1,200

STATE OF IOWA
 Fiscal Year 2025 Annual Budget
 SPECIAL DEPARTMENT: (895) Transportation, Department of
 Budget Unit: (645S440143) Transportation Operations
 Schedule 6

	Fiscal Year 2023 Actual	Fiscal Year 2024 Estimated	Fiscal Year 2025 Department Request	Fiscal Year 2025 Governor's Recomm
Disposition of Resources (cont.)				
Fees	599	3,270	3,268	3,268
Refunds-Sales Tax	34	300	300	300
Refunds-Other	110	2,000	2,000	2,000
State Aid	2,604	4,300	4,300	4,300
Capitals	51,647	177,000	177,000	177,000
Total Disposition of Resources	<u>\$ 345,020,425</u>	<u>\$ 349,652,925</u>	<u>\$ 349,652,817</u>	<u>\$ 352,470,695</u>

STATE OF IOWA
Fiscal Year 2025 Annual Budget
SPECIAL DEPARTMENT: (895) Transportation, Department of
Budget Unit: (645S460143) Motor Vehicle Division
Schedule 6

	Fiscal Year 2023 Actual	Fiscal Year 2024 Estimated	Fiscal Year 2025 Department Request	Fiscal Year 2025 Governor's Recomm
Resources				
Receipts				
Federal Support	\$ 566,033	\$ 3	\$ 0	\$ 0
Gov Fund Type Transfers - Other A	28,568,330	30,542,256	30,542,265	30,542,265
Fees, Licenses & Permits	760,393	100,001	100,000	100,000
Other	45,451	5	0	0
	<u>29,940,207</u>	<u>30,642,265</u>	<u>30,642,265</u>	<u>30,642,265</u>
Total Resources	<u>\$ 29,940,207</u>	<u>\$ 30,642,265</u>	<u>\$ 30,642,265</u>	<u>\$ 30,642,265</u>
FTE	<u>275.14</u>	<u>294.00</u>	<u>294.00</u>	<u>294.00</u>
Disposition of Resources				
Personal Services-Salaries	\$ 24,557,787	\$ 26,603,820	\$ 26,603,820	\$ 26,603,820
Personal Travel In State	82,456	97,700	97,700	97,700
State Vehicle Operation	34	41,200	41,200	41,200
Depreciation	0	69,300	69,300	69,300
Personal Travel Out of State	90,756	37,400	37,400	37,400
Office Supplies	84,034	92,700	92,700	92,700
Facility Maintenance Supplies	30,793	61,699	61,700	61,700
Equipment Maintenance Supplies	1,024	1,100	1,100	1,100
Professional & Scientific Supplies	294	600	600	600
Highway Maintenance Supplies	497	400	400	400
Other Supplies	0	12,500	12,500	12,500
Printing & Binding	0	100	100	100
Uniforms & Related Items	41,263	41,800	41,800	41,800
Postage	337,757	10,400	10,400	10,400
Communications	113,089	19,400	19,400	19,400

STATE OF IOWA
Fiscal Year 2025 Annual Budget
SPECIAL DEPARTMENT: (895) Transportation, Department of
Budget Unit: (645S460143) Motor Vehicle Division
Schedule 6

	Fiscal Year 2023 Actual	Fiscal Year 2024 Estimated	Fiscal Year 2025 Department Request	Fiscal Year 2025 Governor's Recomm
Disposition of Resources (cont.)				
Rentals	385	2,400	2,400	2,400
Utilities	115,835	311,300	311,300	311,300
Professional & Scientific Services	12,917	96,900	96,900	96,900
Outside Services	709,934	918,899	918,900	918,900
Intra-State Transfers	64,007	301	300	300
Advertising & Publicity	22,853	1,000	1,000	1,000
Outside Repairs/Service	167,161	10,691	10,690	10,690
Reimbursement to Other Agencies	18,476	500	500	500
ITS Reimbursements	45,698	94,400	94,400	94,400
IT Outside Services	2,394,718	619,254	619,254	619,254
Gov Fund Type Transfers - Other A	9,349	600	600	600
Equipment	14,733	800	800	800
Office Equipment	2,775	4,600	4,600	4,600
IT Equipment	226,100	1,489,200	1,489,200	1,489,200
Other Expense & Obligations	795,412	900	900	900
Fees	0	101	101	101
Refunds-Sales Tax	-27	100	100	100
Refunds-Other	0	200	200	200
Capitals	96	0	0	0
Total Disposition of Resources	<u>\$ 29,940,207</u>	<u>\$ 30,642,265</u>	<u>\$ 30,642,265</u>	<u>\$ 30,642,265</u>



Appendix C – Report on Federal Grants

Analysis of the Governor’s Budget Recommendations

Grants Enterprise Management Report

The Grants Enterprise Management System (GEM\$) was established by the Iowa Legislature in 2003 to simplify the grant identification and application process for State customers and to provide a unified grants management approach within State government.

The Office of Grants Enterprise Management under the DOM is required to submit a report to the Fiscal Services Division of the Legislative Services Agency (LSA) by January 31 of each year, with a listing of all grants received during the previous calendar year with a value over \$1,000 and the funding entity and purpose for each grant.

The tables below are the report received by the DOM.

2023 Competitive-Noncompetitive Grant Report
Report Required by Iowa Code Section 8.9
Iowa Department of Management
Source: Data submitted by State Agencies

State Agency	Title of Application	CFDA # if known	Application Date	Amount Awarded	Match Amount	MOE Required Y/N	Funding Start Date	Funding End Date	# of FTE's Associated with Grant	Notes
DAS	National Park Service - Semiquincentennial Grant Program	15.904	12/6/2022	\$77,096	\$18,762	N	9/1/2023	8/31/2026	0.15	
DAS	Library of Congress Teaching with Primary Sources	N/A	2/15/23	\$85,204	\$30,821	N	10/1/2023	9/30/2024	0.4	
DAS	National Endowment for the Humanities: United We Stand Connecting through Culture	45.149	5/9/2023	\$28,290	\$0	N	TBD			
DAS	National Endowment for the Humanities - Infrastructure and Capacity Building Challenge Grants: Capital Projects	45.130	5/17/2023	\$995,027	\$3,980,108	N	TBD			Requested amt; award notification expected 12/2023
DAS	National Endowment for the Humanities - National History Day Supplemental Funding	45.149	6/30/2023	\$13,518	\$0	N	TBD			Requested amt; award notification expected 12/2024
DAS	IMLS - Grants To States Program	45.310	3/15/2023	\$2,222,261	\$1,144,801	Y	10/1/2022	9/30/2024	5	
DCA	National Endowment for the Arts State Partnership Agreement	45.025	10/5/2022	\$865,270	\$865,270	N	7/1/2023	8/31/2024	5	
Subtotal DAS				\$4,286,666	\$6,039,762					
Aging	Senior Community Service Employment Program	17.235	7/1/2022	\$1,021,711		N/A	7/1/2022	6/20/2023	0.7	Match is In-Kind, Supervisory Hours-AARP Documents for grant
Subtotal Legacy Aging				\$1,021,711	\$0					
IDALS	FFY2023 Umbrella Grant	10.025	4/13/2023	\$442,146	\$0	N	4/1/2023	3/31/2024	2.6	
IDALS	FFY2023 ADT Traceability Grant	10.025	4/28/2023	\$306,519	\$0	N	4/1/2023	3/31/2024	2.5	
IDALS	FFY2023 Swine Health Improvement Plan (SHIP)	10.025	3/2/2023	\$78,576	\$0	N	4/1/2023	3/31/2024	0.5	
IDALS	2023 CAPS Grant	10.025	2/16/2023	\$117,854	\$14,241	N	1/1/2023	12/31/2023	1	
IDALS	National Animal Disease Preparedness and Response Program (NADPRP) 2022	10.025	3/16/2023	\$107,362	\$0	N	3/1/2023	12/31/2024	1	
IDALS	FFY2023 Specialty Crop Block Grant Program	10.170	4/26/2023	\$355,600	\$0	N	9/30/2023	9/29/2026	0.15	
IDALS	FFY2024 Meat and Poultry Base	10.475	9/18/2023	\$1,900,000	\$1,900,000	N	10/1/2023	9/30/2024	27.63	
IDALS	FFY2024 Meat and Poultry CIS	10.475	9/18/2023	\$200,000	\$133,333	N	10/1/2023	9/30/2024	11.38	
IDALS	2024 FERN Grant	10.479	7/24/2023	\$95,833	\$0	N	10/1/2023	9/30/2024	0.5	
IDALS	WIC FMNP ARPA	10.557	4/13/2023	\$302,369	\$0	N	5/15/2023	9/30/2025	0	
IDALS	2024 USDA WIC FMNP	10.572	9/30/2023	Unknown		N	10/1/2023	9/30/2024		
IDALS	2024 USDA Seniors FMNP	10.576	9/30/2023	Unknown	\$0	N	10/1/2023	9/30/2024		
IDALS	Seniors FMNP ARPA	10.576	11/18/2022	\$660,308	\$0	N	1/1/2023	9/30/2024	0	
IDALS	2024 A&E Regulatory Grant	15.250	6/6/2023	\$5,000	\$5,000	N	7/1/2023	6/30/2024	0.07	

2023 Competitive-Noncompetitive Grant Report
Report Required by Iowa Code Section 8.9
Iowa Department of Management
Source: Data submitted by State Agencies

State Agency	Title of Application	CFDA # if known	Application Date	Amount Awarded	Match Amount	MOE Required Y/N	Funding Start Date	Funding End Date	# of FTE's Associated with Grant	Notes
IDALS	FFY23 Abandoned Mine Land Reclamation Grant	15.252	6/6/2023	\$2,829,000	\$0	N	7/1/2023	6/30/2024	3	
IDALS	FFY23 BIL Abandoned Mine Land Reclamation Grant	15.252	6/16/2023	\$5,988,480	\$0	N	1/1/2023	12/31/2028	5.59	
IDALS	2024 Pesticide Performance Partnership Grant	66.605	5/3/2023	\$1,099,670	\$257,471	N	7/1/2023	6/30/2024	12	
IDALS	2024 Produce Safety Rule Grant	93.103	4/28/2023	\$235,233	\$0	N	7/1/2023	6/30/2024	1	
IDALS	FFY2023 AFRPS Grant	93.103	4/27/2023	\$365,579	\$0	N	7/1/2023	6/30/2024	1	
IDALS	FFY2023 ERPS Grant	93.103	4/27/2023	\$48,393	\$0	N	7/1/2023	6/30/2024	0.5	
IDALS	FFY2023 LFFM Grant	93.103	4/26/2023	\$419,983	\$0	N	7/1/2023	6/30/2024	1	
Subtotal IDALS				\$15,557,904	\$2,310,045					
IEDA	FY2023 - Historic Preservation Fund- Annual State Historic Preservation Office Grants	15.904	4/27/2023	\$1,071,922	\$714,615		10/1/2022	9/30/2025	12	
Subtotal EDA				\$1,071,922	\$714,615					
IDOE	21st Century - Career Pathway	84.287	N/A	\$270,175	\$0	N	01/12/23	05/11/26	0.25	
IDOE	Technology Innovation	10.541	N/A	\$373,134	\$0	N	09/20/23	12/30/26	1.1	
IDOE	Team Nutrition Training	10.574	N/A	\$831,023	\$0	N	09/15/23	12/30/26	0.3	
IDOE	Gear Up 3.0	84.3345	07/31/23	\$25,823,545	\$25,862,579	N	12/30/30	12/30/30	8.44	
Subtotal IDOE				\$27,297,877	\$25,862,579					
HSEM	2023 Hazardous Materials Emergency Preparedness Grant	20.703	2/27/2023	\$353,475	\$88,369	N	10/1/2022	9/30/2025		
HSEM	2023 Nonprofit Security Grant Program - competitive	97.008	5/1/2023	\$3,144,579	\$0	N	9/1/2023	8/31/2026		
HSEM	2023 Emergency Operations Center Grant Program	97.052	4/14/2023	\$218,054	\$0	N	6/1/2023	5/31/2023		
HSEM	2023 Homeland Security Grant Program	97.067	5/5/2023	\$4,847,500	\$0	N	9/1/2023	8/31/2023		
HSEM	2023 Emergency Management Performance Grant	97.042	5/18/2023	\$4,686,295	\$44,686,295	N	10/1/2022	9/30/2025		
HSEM	Public Assistance 4732 Flooding	97.036	4/24/2023	\$5,008,745	\$1,669,582	N	8/25/2023	8/25/2027		
HSEM	Hazard Mitigation 4732 Spring Flooding	97.039	4/24/2023	\$1,284,005	\$321,001	N	8/25/2023	8/25/2028		
HSEM	2023 Legislative Pre-Disaster Mitigation (competitive)	97.047	3/1/2023	\$3,140,156	\$996,875	N	9/25/2023	9/25/2026		
HSEM	2023 Building Resilience Infrastructure and Communities (BRIC) (competitive)	97.047	4/26/2023	\$0	\$0	N	10/16/2023	10/16/2027		

2023 Competitive-Noncompetitive Grant Report
Report Required by Iowa Code Section 8.9
Iowa Department of Management
Source: Data submitted by State Agencies

State Agency	Title of Application	CFDA # if known	Application Date	Amount Awarded	Match Amount	MOE Required Y/N	Funding Start Date	Funding End Date	# of FTE's Associated with Grant	Notes
HSEM	2023 Flood Mitigation Assistance (FMA) (competitive)	97.029	4/26/2023	\$0	\$0	N	10/16/2023	10/16/2027		
HSEM	Public Assistance 4642 Severe Storms	97.036	12/15/2021	\$5,231,843	\$523,184	N	2/23/2022	2/23/2026		
HSEM	Hazard Mitigation 4642 Severe Storms	97.039	12/15/2021	\$1,448,377	\$144,838	N	2/23/2022	2/23/2026		
HSEM	2021 Building Resilience Infrastructure and Communities (BRIC) (competitive)	97.047	9/13/2021	\$1,384,056	\$291,654	N	9/13/2021	9/13/2025		
HSEM	2022 Building Resilience Infrastructure and Communities (BRIC) (competitive)	97.047	9/30/2022	\$67,000	\$16,750	N	9/30/2022	9/30/2026		
Subtotal HSEM				\$30,814,086	\$48,738,547					
DHR	OJJDP Combined FY21&FY22 PREA funds	16.735	6/12/2023	\$10,231	\$0	N	10/1/2022	9/30/2024	0	
DHR	OJJDP FY 2023 Title II Formula Grants		8/7/2023	\$600,000	\$60,000	N	10/1/2023	9/30/2027	1	
DHR	FY 2023 State Justice Statistics program	16.55	4/17/2023	\$225,000	\$0	N	1/1/2024	12/31/2024	1.25	
DHR	Environmental Justice Government-to- Government Program (EJG2G)	66.312	4/13/2023	\$1,000,328	\$0	N	12/1/2023	9/30/2026	0.1	
Subtotal DHR				\$1,835,559	\$60,000					
Human Services	Access & Visitation			\$100,000		N/A No	10/1/2022	9/30/2023	0	
Human Services	Adoption Assistance (Title IV-E)			\$12,934,546		N/A No	10/1/2020	9/30/2022	0	
Human Services	Adoption Assistance (Title IV-E)			\$38,796,034		N/A No	10/1/2022	9/30/2023	0	
Human Services	Adoption Incentive Program			\$1,360,500		N/A No	10/1/2021	9/30/2025	0	
Human Services	CFSP			\$305,476		N/A No	10/1/2022	9/30/2023	0	
Human Services	Chafee Foster Care Program for Successful Transition to Adulthood			-\$1,183,036		N/A No	10/1/2020	9/30/2022	0	
Human Services	Child Care & Development Fund - Discretionary			\$8,764,874		N/A Yes	10/1/2021	9/30/2024	0	
Human Services	Child Care & Development Fund - Discretionary			\$62,695,075		N/A Yes	10/1/2022	9/30/2025	0	
Human Services	Child Care & Development Fund - Mandatory			\$8,507,792		N/A Yes	10/1/2021	9/30/2025	0	
Human Services	Child Care & Development Fund - Matching			\$21,628,996		N/A Yes	10/1/2021	9/30/2025	0	
Human Services	Child Support (IV-D)			\$5,904,372		N/A No	10/1/2021	9/30/2022	0	
Human Services	Child Support (IV-D)			\$21,595,564		N/A No	10/1/2022	9/30/2023	0	
Human Services	Child Support (IV-D) Incentive Payments			\$125,301		N/A No	7/1/2021	9/30/2021	0	
Human Services	Child Support (IV-D) Incentive Payments			\$1,750,000		N/A No	7/1/2022	9/30/2022	0	
Human Services	Child Support (IV-D) Incentive Payments			\$5,250,000		N/A No	10/1/2022	6/30/2023	0	
Human Services	Child Welfare (IV-B)			\$28,805		N/A No	10/1/2021	9/30/2023	0	
Human Services	Child Welfare (IV-B)			\$2,894,987		N/A No	10/1/2022	9/30/2024	0	

2023 Competitive-Noncompetitive Grant Report
Report Required by Iowa Code Section 8.9
Iowa Department of Management
Source: Data submitted by State Agencies

State Agency	Title of Application	CFDA # if known	Application Date	Amount Awarded	Match Amount	MOE	Funding Start Date	Funding End Date	# of FTE's Associated with Grant	Notes
						Required Y/N				
Human Services	Children's Justice Act			\$190,201	N/A	No	10/1/2021	9/30/2025	0	
Human Services	Community Mental Health Block Grant			\$7,739,414	N/A	No	10/1/2022	9/30/2024	0	
Human Services	Community Mental Health Block Grant			\$621,948	N/A	No	10/17/2022	10/16/2024	0	
Human Services	Crisis Counseling			-\$51,781	N/A	No	9/9/2020	6/10/2022	0	
Human Services	Developmental Disabilities			\$774,176	N/A	No	10/1/2022	9/30/2024	0	
Human Services	E&T 50%			\$26,426	N/A	No	10/1/2021	9/30/2023	0	
Human Services	E&T 100% Admin			\$616,141	N/A	No	10/1/2021	9/30/2023	0	
Human Services	E&T Participant Costs x390			\$248,681	N/A	No	10/1/2021	9/30/2023	0	
Human Services	Education and Training Vouchers			\$462,110	N/A	No	10/1/2021	9/30/2024	0	
Human Services	Expanding DD Councils Access to COVID 19 Vaccines			-\$4,746	N/A	No	4/1/2021	9/30/2022	0	
Human Services	Family Resources			\$639,603	N/A	No	10/1/2021	9/30/2024	0	
Human Services	Foster Care (Title IV-E)			\$17,409,980	N/A	No	10/1/2020	9/30/2023	0	
Human Services	Guardianship			\$239,505	N/A	No	10/1/2021	9/30/2023	0	
Human Services	Health Information Technology (HIT) Administrative Payments			\$266,797	N/A	No	10/1/2021	9/30/2022	0	
Human Services	Independent Living			\$1,380,917	N/A	No	10/1/2021	9/30/2024	0	
Human Services	Kinship Navigator Programs			\$200,000	N/A	No	10/1/2021	9/30/2023	0	
Human Services	Medical Administration			\$91,407,010	N/A	No	1/1/2022	6/30/2023	0	
Human Services	Medical Program			\$4,964,918,881	N/A	No	1/1/2022	6/30/2023	0	
Human Services	Money Follows the Person			\$18,710,639	N/A	No	1/1/2007	9/30/2027	0	
Human Services	Child Abuse Basic			\$1,048,191	N/A	No	10/1/2021	9/30/2027	0	
Human Services	Nutrition Education			\$3,041,925	N/A	No	10/1/2022	9/30/2025	0	
Human Services	P-EBT Grants to States			-\$388,788	N/A	No	10/1/2021	9/30/2023	0	
Human Services	OSCE (REACH)			-\$14,181	N/A	No	9/30/2016	9/29/2017	0	
Human Services	PATH			\$346,662	N/A	No	7/1/2022	6/30/2023	0	Amount pending
Human Services	Preventative Services (DCFE)			\$4,421,261	N/A	No	10/1/2021	9/30/2023	0	Amount pending
Human Services	Promoting Safe & Stable Families			\$2,540,874	N/A	No	10/1/2021	9/30/2024	0	Amount pending
Human Services	Promoting Safe & Stable Families - Case Worker			\$151,558	N/A	No	10/1/2022	9/30/2024	0	Amount pending
Human Services	Refugee Cash & Medical Administrative			\$2,190,857	N/A	No	10/1/2020	9/30/2023	0	
Human Services	Refugee Social Services			\$7,928,436	N/A	No	10/1/2018	9/30/2024	0	
Human Services	Refugee Health Promotion			-\$40,166	N/A	No	8/15/2019	8/14/2020	0	
Human Services	SNAP Administration			\$26,539,252	N/A	No	10/1/2021	9/30/2023	0	
Human Services	SNAP Contingency			\$2,824,067	N/A	No	10/1/2021	9/30/2023	0	
Human Services	Social Services Block Grant			\$3,836,109	N/A	No	10/1/2021	9/30/2023	0	
Human Services	Social Services Block Grant			\$11,481,253	N/A	No	10/1/2022	9/30/2024	0	

2023 Competitive-Noncompetitive Grant Report
Report Required by Iowa Code Section 8.9
Iowa Department of Management
Source: Data submitted by State Agencies

State Agency	Title of Application	CFDA # if known	Application Date	Amount Awarded	Match Amount	MOE	Funding Start Date	Funding End Date	# of FTE's Associated with Grant	Notes
						Required Y/N				
Human Services	State Children's Health Insurance Program			\$155,944,494	N/A	No	10/1/2021	9/30/2024	0	
Human Services	State Exchange Regular			\$4,359	N/A	No	10/1/2021	9/30/2022	0	
Human Services	Survey & Certification			\$3,664,961	N/A	No	4/1/2022	6/30/2023	0	
Human Services	TEFAP Reach & Resiliency			\$1,417,046	N/A	No	6/13/2022	6/30/2025	0	
Human Services	State Exchange E & T			\$4,609	N/A	No	10/1/2021	9/30/2023	0	
Human Services	TEFAP and TEFAP Farm Bill			\$1,025,375	N/A	No	10/1/2022	9/30/2023	0	
Human Services	TEFAP Farm to Food Bank			\$37,898	N/A	No	10/1/2022	9/30/2023	0	
Human Services	Temporary Assistance for Needy Families			\$32,102,227	N/A	Yes	10/1/2021	9/30/2022	0	
Human Services	Temporary Assistance for Needy Families			\$96,965,023	N/A	Yes	10/1/2022	9/30/2023	0	
Human Services	TANF Pandemic Emergency Assistance Funds-									
Human Services	ARPA			\$744,995	N/A	Yes	10/1/2022	9/30/2024	0	
Human Services	CCBHC			\$458,333	N/A	No	4/30/2022	4/29/2024	0	
Human Services	ARP ELDER ABUSE			\$1,567,993	N/A	No	8/1/2021	9/30/2024	0	
Human Services	CCBHC			\$1,000,000	N/A	No	3/31/2023	3/30/2024	0	
Subtotal Human Services				\$5,658,099,810						
Justice	OVW 2023 STOP VAWA	16.588	9/13/2023	\$1,908,936	\$397,622	N	7/1/2023	6/30/2025	1	
Justice	OVW 2023 Sexual Assault Services	16.017	8/22/2023	\$857,935	\$0	N	8/1/2023	7/31/2025	0.5	
Justice	OVC FY2023 VOCA Victim Assistance	16.575	8/23/2023	\$13,070,205	\$3,104,174	N	10/1/2022	9/30/2026	6	
Justice	OVC FY2023 VOCA Victim Compensation	16.576	8/23/2023	\$1,989,000	\$0	N	10/1/2022	9/30/2026	1.5	
Justice	Family Violence Prevention & Services	93.671	9/19/2023	\$1,609,076	\$382,156	N	10/1/2022	9/30/2024	1	
Subtotal Justice				\$19,435,152	\$3,883,952					
DOM / DoIT	ACP Outreach Grant Program	32.011	6/30/2023	\$399,704	\$0	N	9/1/2023	8/31/2024	0.3	
Subtotal DOM/DoIT				\$399,704	\$0					
DNR	Iowa Partners for Conservation (IPC 23)	10.902	5/25/2023	\$1,260,000	\$159,390	N	9/22/2023	8/30/2028		
DNR	Support Urban Species of Greater	15.634	2/15/2023	\$245,176	\$82,395	N				
DNR	IA FY23 Spongy Moth Survey	10.025	2/15/2023	\$20,000	\$0	N	4/18/2023	4/15/2024		
DNR	Walnut Twig Beetle Survey	10.025	3/22/2023	\$20,000	\$0	N	4/17/2023	4/1/2024		Requested amt; award notification is TBD
DNR	Mississippi Monitoring	15.978	2/10/2023	\$584,053	\$0	N	10/1/2022	9/30/2024		
DNR	Iowa Wildlife Action Plan Revision Assistance 2023-2025	15.634	6/14/2023	\$84,452	\$28,151	N	10/1/2023	9/30/2025		
DNR	Performance Partnership Grant (2023 partial)	66.605	09/27/21	\$1,183,121	N/A	Y	10/01/21	09/30/23	N/A	
DNR	Performance Partnership Grant (2023 partial)	66.605	09/27/21	\$2,420,470	N/A	Y	10/01/21	09/30/23	N/A	

2023 Competitive-Noncompetitive Grant Report
Report Required by Iowa Code Section 8.9
Iowa Department of Management
Source: Data submitted by State Agencies

State Agency	Title of Application	CFDA # if known	Application Date	Amount Awarded	Match Amount	MOE Required Y/N	Funding Start Date	Funding End Date	# of FTE's Associated with Grant	Notes
DNR	CWA Section 604b Base & BIL Water Quality Management Planning (2023)	66.454	09/30/22	\$417,000	\$0	N	10/01/22	06/30/27	0.85	
DNR	Brownfield BIL State Response (2022)	66.817	12/09/22	\$300,000	\$0	N	10/01/22	12/31/23	0.25	
DNR	Leaking Underground Storage Tanks Clean-up (2023)	66.805	01/19/23	\$773,555	\$85,951	N	04/01/23	03/31/26	5	
DNR	Groundwater Monitoring Network (2023)	15.980	01/25/23	\$27,444	\$0	N	07/01/23	06/30/25	0.25	
DNR	Supplemental 106 Monitoring (2022 partial)	66.419	01/26/23	\$132,300	\$0	N	10/01/22	12/31/25	0	
DNR	PM2.5 Air Quality Monitoring (2023)	66.034	03/22/23	\$496,679	\$0	N	04/01/23	03/31/25	0	
DNR	Supplemental 106 Monitoring (2023)	66.419	03/23/23	\$306,997	\$0	N	10/01/22	12/31/25	0	
DNR	Brownfield State Response (2023) amended	66.817	04/03/23	\$520,000	\$0	N	07/01/21	06/30/24	1.95	
DNR	Brownfield BIL State Response (2023) amended	66.817	04/15/23	\$117,700	\$0	N	10/01/22	12/31/24	0.35	
DNR	Air Monitoring Network IRA (2023)	66.034	04/17/23	\$173,267	\$0	N	07/01/23	06/30/25	0	
DNR	Performance Partnership Grant (2023 final)	66.605	05/08/23	\$2,452,930					N/A	
DNR	Iowa IJA SWIFR Grant (2023)	66.920	05/26/23	\$511,502	\$0	N	10/01/23	09/30/26	0	
DNR	Cooperating Technical Partners (2023)	97.045	06/01/23	\$2,053,323	\$0	N	08/29/23	09/28/27	1.1	
DNR	Community Assistance Program - State Support Services (2023)	97.023	06/07/23	\$343,618		N	07/01/23	06/30/24	3	
DNR	Superfund Combined (2023) amended	66.802	06/08/23	\$480,822	\$6,817	N	07/01/18	06/30/24	1.75	
DNR	Underground Storage Tank Operations (2023)	66.804	06/21/23	\$100,000	\$33,333	N	10/01/23	09/30/26	1.5	
DNR	Underground Storage Tank Prevention (2023)	66.804	06/21/23	\$292,263	\$97,421	N	10/01/23	09/30/26	3.25	
DNR	DWSRF BIL Lead Service Lines (2022)	66.468	06/22/23	\$44,913,000	\$0	N	09/01/23	09/30/26	0	
DNR	DWSRF BIL PFAS/Emerging Contaminants (2022)	66.468	06/22/23	\$11,969,000	\$0	N	09/01/23	09/30/26	0	
DNR	CWSRF BIL PFAS/Emerging Contaminants (2022)	66.458	06/22/23	\$1,265,000	\$0	N	09/01/23	09/30/26	0	
DNR	DWSRF Capitalization Grant (2023) amended	66.468	06/23/23	\$160,000	\$32,000	N	09/01/22	09/30/25	0	
DNR	CWA Section 319h Non-point Source Management (2023)	66.46	06/29/23	\$3,852,000	\$2,568,000	N	10/01/23	09/30/28	12.5	
DNR	National Dam Safety Program (2023)	97.041	07/20/23	\$294,076	\$0	N	09/14/23	09/13/24	2.35	

2023 Competitive-Noncompetitive Grant Report
Report Required by Iowa Code Section 8.9
Iowa Department of Management
Source: Data submitted by State Agencies

State Agency	Title of Application	CFDA # if known	Application Date	Amount Awarded	Match Amount	MOE Required Y/N	Funding Start Date	Funding End Date	# of FTE's Associated with Grant	Notes
DNR	CWSRF Capitalization Grant (2023)	66.458	08/08/23	\$10,152,000	\$2,030,400	N	09/01/23	09/30/26	3	
DNR	CWSRF BIL General Supplemental (2023)	66.458	08/08/23	\$28,210,000	\$2,821,000	N	09/01/23	09/30/23	6	
DNR	Performance Partnership Grant (2024-2025)	66.605	09/19/23			Y				
DNR	DWSRF Capitalization Grant (2023)	66.468	09/22/23			N				
DNR	DWSRF BIL General Supplemental (2023)	66.468	09/22/23			N				
DNR	CWA Section 604b Base & BIL Water Quality Management Planning (2024)	66.454	09/26/23			N				
DNR	Iowa FY24 Fisheries Research	15.605	3/17/2023	\$934,498	\$311,500	N	7/1/2023	6/30/2024		
DNR	Iowa FY24 Fish Culture	15.605	3/9/2023	\$2,578,040	\$859,347	N	7/1/2023	6/30/2024		
DNR	Iowa FY24 F&W Management	15.611	3/24/2023	\$8,100,000	\$3,813,326	N	7/1/2023	6/30/2024		
DNR	Iowa FY24 Wildlife Research and Surveys	15.611	3/6/2023	\$915,585	\$305,195	N	7/1/2023	6/30/2024		
DNR	Iowa FY24 Boone Co R3 land acq	15.611	7/20/2023	\$425,250	\$150,750	N	10/1/2023	9/30/2025	0	
DNR	IA FY24 Hunter Education	15.611	3/15/2023	\$1,423,618	\$474,593	N	7/1/2023	6/30/2024		
DNR	Iowa-2022 BIG Tier 1-Dubuque Marina	15.622	9/8/2021	\$200,000	\$66,700	N	8/1/2023	12/31/2024	0	
DNR	Iowa ANS Management FFY23	15.608	5/15/2023	\$95,023	\$27,283	N	1/1/2024	12/31/2024	0	
DNR	Removal of Steamboat Rock Dam on the Iowa River, Iowa	15.685	10/30/2023	\$1,000,000	\$600,000	N	1/1/2024	12/31/2028	0	Through continuing resolution
DNR	Iowa Des Moines Lobe Wetland Initiative II	15.623	2/24/2022	\$1,000,000	\$2,515,500	N	10/1/2023	9/30/2026	0	date
DNR	Three-Mile Lake Fish Habitat Project	15.686	6/9/2023	\$40,000	\$40,000	N	7/1/2023	6/30/2025	0	Balance due to states
DNR	Wetland Restoration in PPJV Priority Areas of the Iowa Wetland Management District	15.654	6/7/2023	\$162,534	\$0	N	7/1/2023	12/31/2025	0	
Subtotal DNR				\$133,006,296	\$17,109,052					
DPS	Iowa ICAC Task Force	16.543	9/8/2023	\$442,013	\$0	N	10/1/2023	9/30/2024	0	
DPS	National Criminal History Record Improvement (NCHIP)	16.554	2/16/2023	\$1,200,000	\$0	N	6/1/2023	9/30/2024	0	
DPS	Residential Substance Abuse (RSAT)	16.593	8/2/2023	\$422,329	\$140,776	N	10/1/2023	9/30/2027	0.25	
DPS	Project Safe Neighborhood (PSN) Northern District	16.609	4/4/2023	\$94,718	\$0	N	10/1/2023	9/30/2026	0.1	
DPS	Project Safe Neighborhood (PSN) Southern District	16.609	4/4/2023	\$122,335	\$0	N	10/1/2023	9/30/2026	0.1	
DPS	Byrne Justice Assistance Grant (JAG)	16.738	8/29/2023	\$2,178,973	\$0	N	10/1/2023	9/30/2026	1.3	
DPS	JAG Sex Offender Registration Act (SORNA)	16.738	8/11/2023	\$0	\$0		10/1/2023	9/30/2025	0	
DPS	State Crisis Intervention Program (SCIP)	16.738	1/3/2023	\$2,478,792	\$0	N	10/1/2022	9/30/2026	0.82	

2023 Competitive-Noncompetitive Grant Report
Report Required by Iowa Code Section 8.9
Iowa Department of Management
Source: Data submitted by State Agencies

State Agency	Title of Application	CFDA # if known	Application Date	Amount Awarded	Match Amount	MOE Required Y/N	Funding Start Date	Funding End Date	# of FTE's Associated with Grant	Notes
DPS	Capacity Enhancement for Backlog Reduction (CEBR)	16.741	3/27/2023	\$968,753	\$0	N	10/1/2023	9/30/2025	3	
DPS	Coverdell Forensic Science	16.742	5/24/2023	\$312,708	\$0	N	10/1/2023	9/30/2025	0.2	
DPS	John R. Justice (JRJ)	16.816	7/13/2023	\$90,276	\$0		10/1/2023	9/30/2025	0.1	
DPS	FY24 MCSAP Grant Program	20.218	8/18/2023		\$373,871	Y	10/1/2023	9/30/2026	100	
DPS	Section 405b Occupant Protection High Belt Use	20.616	2/14/2023	\$511,802	\$204,721	Y	10/1/2022	9/30/2023	0	
DPS	Section 405c Data Program	20.616	2/14/2023	\$567,921	\$227,168	Y	10/1/2022	9/30/2023	0	
DPS	Section 405d Impaired Driving	20.616	2/14/2023	\$2,023,064	\$809,225	Y	10/1/2022	9/30/2023	0	
DPS	Section 405d 24-7 Soberiety	20.616	2/14/2023	\$61,049	\$24,420	Y	10/1/2022	9/30/2023	0	
DPS	Section 405f Motorcycle Safety Grant	20.616	2/14/2023	\$62,116	\$24,846	Y	10/1/2022	9/30/2023	0	
DPS	Section 405b Occupant Protection High Belt Use	20.616	11/30/2023	\$131,902	\$52,761	Y	10/1/2022	9/30/2023	0	
DPS	Section 405b Occupant Protection High Belt Use	20.616	11/30/2023	\$40,870	\$16,348	Y	10/1/2022	9/30/2023	0	
DPS	Section 405c Data Program	20.616	11/30/2023	\$146,365	\$58,546	Y	10/1/2022	9/30/2023	0	
DPS	Section 405c Data Program	20.616	11/30/2023	\$45,351	\$18,141	Y	10/1/2022	9/30/2023	0	
DPS	Section 405d Impaired Driving	20.616	11/30/2023	\$521,330	\$208,532	Y	10/1/2022	9/30/2023	0	
DPS	Section 405d Impaired Driving	20.616	11/30/2023	\$161,994	\$64,798	Y	10/1/2022	9/30/2023	0	
DPS	Section 405d 24-7 Soberiety	20.616	11/30/2023	\$15,732	\$6,293	Y	10/1/2022	9/30/2023	0	
DPS	Section 405d 24-7 Soberiety	20.616	11/30/2023	\$4,888	\$1,955	Y	10/1/2022	9/30/2023	0	
DPS	Section 405f Motorcycle Safety Grant	20.616	11/30/2023	\$16,009	\$6,403	Y	10/1/2022	9/30/2023	0	
DPS	Section 405f Motorcycle Safety Grant	20.616	11/30/2023	\$4,960	\$1,984	Y	10/1/2022	9/30/2023	0	
DPS	STOP	93.243	2/12/2023	\$60,000	\$0	N	9/30/2023	9/29/2024	0.1	
DPS	Drug Free Communities	93.276	3/1/2023	\$125,000	\$125,000	N	9/30/2023	9/29/2024	0.1	
DPS	De-escalation Virtual Reality Training	16.710	5/22/2023	\$285,000	\$0	N	1/1/2024	3/1/2025	0	
DPS	Law Enforcement Mental Health & Wellness Program	16.710	4/21/2023	\$0	\$0	N	10/2/2023	10/2/2025	0	
DPS	Body-worn Camera Policy and Implementation Program	16.835	4/7/2023	\$1,225,000	\$1,225,000	N	10/1/2023	9/30/2026	0	
DPS	HP-CMV (Multi-Agency Strike Force)	20.237	4/2/2023	\$2,000,000	\$0	N	9/1/2023	9/30/2025	67	
DPS	Section 402 Federal Highway Safety Program	20.600	2/14/2023	\$3,816,916	\$1,526,767	Y	10/1/2022	9/30/2023	12	
DPS	Section 402 Federal Highway Safety Program	20.600	2/14/2023	\$238,631	\$95,452	Y	10/1/2022	9/30/2023	12	
DPS	Section 402 Federal Highway Safety Program	20.600	2/14/2023	\$19,310	\$7,724	Y	10/1/2022	9/30/2023	12	

2023 Competitive-Noncompetitive Grant Report
Report Required by Iowa Code Section 8.9
Iowa Department of Management
Source: Data submitted by State Agencies

State Agency	Title of Application	CFDA # if known	Application Date	Amount Awarded	Match Amount	MOE Required Y/N	Funding Start Date	Funding End Date	# of FTE's Associated with Grant	Notes
DPS	Section 402 Federal Highway Safety Program	20.600	11/30/2023	\$994,471	\$397,789	Y	10/1/2022	9/30/2023	12	
DPS	Section 402 Federal Highway Safety Program	20.600	11/30/2023	\$262,008	\$104,803	Y	10/1/2022	9/30/2023	12	
DPS	HIDTA	95.001	3/23/2023	\$2,216,206	\$0	N	1/1/2023	12/31/2024	6	
Subtotal DPS				\$23,868,792	\$5,723,323					
IUB	PHMSA 2024 State Base Gas & Hazardous Liquid Grant	20.700	9/28/2023	\$1,373,657	N/A	N	1/1/2024	12/31/2024	14	
IUB	State Damage Prevention Program Grants - 2023	20.720	4/28/2023	\$97,001	N/A	N	10/1/2023	9/30/2024	15	
IUB	PHMSA 2023 Pipeline Safety Program One Call Grant	20.721	4/28/2023	\$48,840	N/A	N	9/30/2023	9/29/2024	10	
Subtotal IUB (includes ODCP, GTSB, CMVU)				\$1,519,498	\$0					
IVA	Veterans Cemetery Grant Program	64.203	6/28/2023	TBD						
Subtotal IVA				\$0	\$0					
IWD	PY 2022 WIOA Adult Program Activities	17.258	6/3/2022	\$735,303	N/A	N	7/1/2022	6/30/2025	87	
IWD	PY 2022 WIOA Dislocated Worker Program	17.278	6/3/2022	\$904,368	N/A	N	7/1/2022	6/30/2025	87	
IWD	FY 2023 WIOA Adult Program Activities	17.258	6/3/2022	\$3,281,479	N/A	N	10/1/2022	9/30/2025	87	
IWD	FY 2023 WIOA Dislocated Worker Program	17.278	6/3/2022	\$3,592,867	N/A	N	10/1/2022	9/30/2025	87	
IWD	PY 2023 WIOA Youth Activities	17.259	5/26/2023	\$5,652,031	N/A	N	4/1/2023	6/30/2024	87	
IWD	PY 2023 WIOA Adult Program Activities	17.258	5/26/2023	\$802,571	N/A	N	7/1/2023	6/30/2026	87	
IWD	PY 2023 WIOA Dislocated Worker Program	17.278	5/26/2023	\$889,451	N/A	N	7/1/2023	6/30/2026	87	
IWD	FY 22 Trade Adjustment Assistance (TAA) Program Training and Other Activities	17.245	7/8/2022	\$4,227,047	N/A	N	10/1/2021	9/30/2024	5	
IWD	FY 23 Trade Adjustment Assistance (TAA) Program Training and Other Activities	17.245	8/15/2023	\$263,170	N/A	N	10/1/2022	9/30/2025	5	
IWD	UIPL No. 11-23 Integrity Grant	17.225	7/28/2023	\$1,739,000	\$0	N	9/1/2023	12/31/2025	19	
IWD	FY 2023 ARPA-UI Tiger Team Grant	17.225	8/18/2023	\$267,019	\$0	N	4/1/2023	12/31/2025		
IWD	American Rescue Plan - UI Tiger Team Grant	17.225	3/10/2023	\$2,714,781	\$0	N	4/17/2023	3/31/2024	6	
IWD	Iowa Foreign Labor Certification	17.273	4/24/2023	\$361,216	\$0		10/1/2023	9/30/2024	6	

2023 Competitive-Noncompetitive Grant Report
Report Required by Iowa Code Section 8.9
Iowa Department of Management
Source: Data submitted by State Agencies

State Agency	Title of Application	CFDA # if known	Application Date	Amount Awarded	Match Amount	MOE Required Y/N	Funding Start Date	Funding End Date	# of FTE's Associated with Grant	Notes
IWD	PY 2023 Iowa Workforce Development SCSEP Application	17.235	6/23/2023	\$1,023,423	\$113,714		7/1/2023	6/30/2024	1	
IWD	Iowa Workforce Development WOTC Funding Allotments for Fiscal Year 2023	17.271	11/16/2022	\$48,591	\$0		10/1/2022	9/30/2024	3	
IWD	Iowa Workforce Development WOTC 2023	17.271	4/13/2023	\$170,185	\$0		10/1/2022	9/30/2024	3	
IWD	Adult Education and Literacy	84.002	NA	\$4,413,447	\$5,790,000	Yes	7/1/2023	9/30/2025	4	
IWD	Work Opportunity Tax Credit (WOTC) Program Senior Community Service Employment Program	17.271		\$218,776	\$0	No	10/1/2022	9/30/2024	2	
IWD	FY 2023 Foreign Labor Certification (FLC) Program	17.235		\$1,023,423	\$113,714	No	7/1/2023	6/30/2024	1	
IWD	Wagner-Peyser Employment Services (ES) Program	17.273		\$361,216	\$0	No	10/1/2022	9/30/2025	4	
IWD	"Growing an Organic, Diverse, High-Performing, High-Demand, and Dynamic Registered Apprenticeship Ecosystem in Iowa"	17.285	5/1/2023	\$669,827		N/A	7/1/2023	6/30/2024	2	
Subtotal IWD				\$39,443,113	\$6,017,428					
Total				\$5,957,658,090	\$116,459,303					



Appendix D – Fee Project

Analysis of the Governor’s Budget Recommendations

The Fee Project acts as a reference guide to fees charged by departments and agencies. The information reflects FY 2021 and FY 2022 and, when possible, includes the number of persons who paid each fee and the amount of revenue generated by each fee. The information is reported by State agencies as of December 2022. The Fee Project workbooks for each subcommittee are available on each respective subcommittee webpage at the links listed below. Hard copies of these reports are available from the Fiscal Services Division upon request.

Administration and Regulation — www.legis.iowa.gov/docs/publications/FEES/1313507.xlsx

Agriculture and Natural Resources — www.legis.iowa.gov/docs/publications/FEES/1313425.xlsx

Economic Development — www.legis.iowa.gov/docs/publications/FEES/1313432.xlsx

Education — www.legis.iowa.gov/docs/publications/FEES/1313434.xlsx

Human Services — www.legis.iowa.gov/docs/publications/FEES/1313436.xlsx

Justice System — www.legis.iowa.gov/docs/publications/FEES/1313438.xlsx

Transportation — www.legis.iowa.gov/docs/publications/FEES/1313287.xlsx

This appendix contains three reports issued by the LSA:

- **Fiscal Topic:** *Revitalize Iowa’s Sound Economy (RISE) Program*
- **Fiscal Topic:** *Transportation Investment Moves the Economy in the Twenty-First Century (TIME-21) Fund*
- **Fiscal Topic:** *Statutory Off-the-Top Allocations from the Road Use Tax Fund — FY 2023*

FISCAL TOPICS

Fiscal Services Division

October 12, 2023



Ground Floor, State Capitol Building

Des Moines, Iowa 50319

515.281.3566

Revitalize Iowa's Sound Economy (RISE) Program

Creation of the RISE Program

The Revitalize Iowa's Sound Economy (RISE) Program was enacted in 1985 (Iowa Code chapter [315](#)) for the following purposes:

- Establishment, construction, improvement, and maintenance of roads and streets that promote economic development in the State. Funds are restricted for current public-use roads or roads that will be dedicated for public use in the future. RISE funds cannot be used for private road projects.
- Reimbursing or making payments to cities or counties for all or part of the interest and principal on general obligation bonds issued by cities or counties for the purpose of financing approved road and street projects that are public-use roads.
- Temporarily transferring funds to the Primary Road Fund (PRF) if the United States Congress and the President of the United States do not provide long-term transportation funding to the State of Iowa, or if the cash flow funding of the Iowa Department of Transportation (DOT) may be inadequate to meet anticipated construction costs. The transfers must be paid back within three months and six months, respectively, of the transfer.

Types of developments that are eligible for RISE funds include industrial, manufacturing, warehousing, distribution, and professional offices. RISE funding cannot be used to fund commercial, personal services, residential, or retail developments. Applications are open to all counties and cities in Iowa; private firms are not eligible for RISE funding.

Background

The RISE Program is funded through a Road Use Tax Fund (RUTF) allocation. Since the creation of the Program, the allocation has changed as follows:

- The original allocation from the RUTF when the RISE Fund was created in [1985 Iowa Acts, chapter 231, section 2](#), was 2.0 cents per gallon from the excise tax on motor and special fuels. The Act increased the allocation to 3.0 cents per gallon after January 1, 1986. The excise tax on special diesel fuel started at 1.0 cent per gallon, increased to 2.0 cents per gallon as of January 1, 1986, and was increased again to 3.0 cents per gallon as of January 1, 1987.
- [1989 Iowa Acts, chapter 293, section 11](#), decreased the excise tax motor, special, and special diesel fuels to 1.55 cents per gallon. The legislation also created a new subsection that allocated 0.45 cents per gallon to the Secondary Road Fund.
- The allocation increased to its current rate of 1.75 cents per gallon through [2007 Iowa Acts, chapter 200, section 6](#), with 0.25 cents passing through to the Secondary Road Fund. A portion of RISE funds is allocated for State projects and deposited directly in the PRF and is not part of the RISE Program.

More Information

Department of Transportation: www.iowadot.gov

LSA Staff Contact: Garry Martin (515.281.4611) garry.martin@legis.iowa.gov

www.legis.iowa.gov

RISE funding can be granted or loaned, and is allocated to the State, cities, and counties as follows:

- Four-sevenths of RISE funds are deposited in the PRF. Of these funds, 50.0% is for highways that support the production or transport of renewable fuels, including primary highways that connect biofuel facilities to the commercial and industrial network. The remaining 50.0% is for highways that have been designated as Access Iowa highways in accordance with [2005 Iowa Acts, chapter 178, section 41](#), which is set to be repealed July 1, 2025.
- Two-sevenths of RISE funds are for use by cities on city street projects.
- One-seventh of RISE funds is for use by counties on secondary road projects, including secondary roads that connect biofuel facilities to highways in the commercial and industrial highway network. On June 30 of each year, all uncommitted funds are credited to the Secondary Road Fund.

Transportation Commission

The Transportation Commission awards all RISE project funding commitments, and all funding commitments are subject to the availability of RISE funds. The Commission must monitor RISE Fund commitments and ensure there is adequate funding for present and future immediate opportunity needs. This can include pausing the award of local development projects (described below), limiting the RISE dollars awarded to each project, or other actions at the discretion of the Commission. Applications are approved or denied by the Commission.

Project Types

There are two types of city and county projects funded through RISE : immediate opportunity projects and local development projects:

Immediate Opportunity Projects require immediate funding commitment to secure developers or firms in the location of business facilities that will result in permanent job creation or retention. Payroll information from the company involved is required to prove the accomplishment of agreement contingencies, and RISE funds may be required to be repaid if contingencies are not met. Immediate opportunity project applications are submitted on a year-round basis and typically have first priority for all available RISE funds. Projects may be located on primary roads, secondary roads, city streets, State park roads, or county conservation parkways. Relocation of jobs within Iowa does not qualify a project for RISE funding.

Local Development Projects support local economic development efforts but do not require an immediate commitment of funds. Projects may be located on primary roads, secondary roads, city streets, State park roads, or county conservation parkways. The projects are selected through a competitive evaluation process with deadlines of February 1 and September 1. Immediate opportunity projects can be changed to local development projects by the Transportation Commission, and in these cases, applications may be considered after the deadlines. Locations that are certified through the Iowa Economic Development Authority's Certified Sites Program may be eligible for increased RISE funding.

The DOT uses a rating system to award points to local development projects based on the following factors:

- **Development potential:** This factor measures the degree of certainty involved in the economic development activity to be supported by the proposed RISE project and the potential for future job growth, with a maximum of 35 points.
- **Economic impact:** This factor measures the economic impact of the development activity to be supported by the proposed RISE project, including the number of direct jobs assisted, investment leveraging, the percentage of out-of-state sales and in-state suppliers, the impact on competition and diversification, and the quality of job factors. There is a maximum of 20 points for this factor.
- **Local commitment and initiative:** This factor measures the level of effort being put forth by the applicant to attract economic development and the adequacy of supporting infrastructure, with a maximum of 35 points.
- **Transportation need:** This factor measures the condition and quality of existing road or street service, with a maximum of four points.
- **Area economic need:** This factor measures the economic condition of the area, with a maximum of six points.

Cities and counties submit applications for RISE funding to the DOT, which then makes

recommendations to the Transportation Commission on eligible projects for approval. There are no restrictions on the number of RISE applications that can be submitted by cities or counties, and applicants may apply for either single- or multiyear funding. Immediate opportunity project grants have a minimum local match of 20.0% of the project’s funding unless it is deemed that the applying city or county is economically distressed. Local development project grants normally have a local match of 50.0%. The percentage of RISE funding awarded can vary depending on the project. Project activities that are eligible and ineligible for RISE funding are listed in [761 IAC 163.8](#).

Additional factors that are considered when determining funding for immediate opportunity or local development projects include:

- The impact of the proposed project on other businesses in competition with the business being considered for assistance. The DOT is required to make an effort to identify competing Iowa businesses already in place and determine the probability that the project will displace employees of existing businesses.
- When considering the economic impact to the State of the project, consideration can vary depending on the following factors: a business with a greater percentage of out-of-state sales, a business with a higher proportion of in-state suppliers, a project that would create more diversity in the State economy, a business with fewer in-state competitors, potential for future job growth, and projects that are not a retail operation.
- Jobs that have a higher wage scale, have a lower turnover rate, are full-time, or are career-type positions are given more consideration for funding.
- If the business has a record of violations, the project is given less consideration for funding. The DOT will make a good-faith effort to obtain this information.

Additional information on requirements and past applications can be found on the Department of Transportation’s website at: iowadot.gov/systems_planning/Grant-Programs/Revitalize-Iowa-s-Sound-Economy-RISE-Program.

Figure 1 and **Figure 2** show the total funding awarded through the RISE Program and the jobs created or retained as a result of the RISE Program from FY 2018 through FY 2023. In FY 2023, there were no jobs reported as created or retained through the RISE Program.

Figure 1

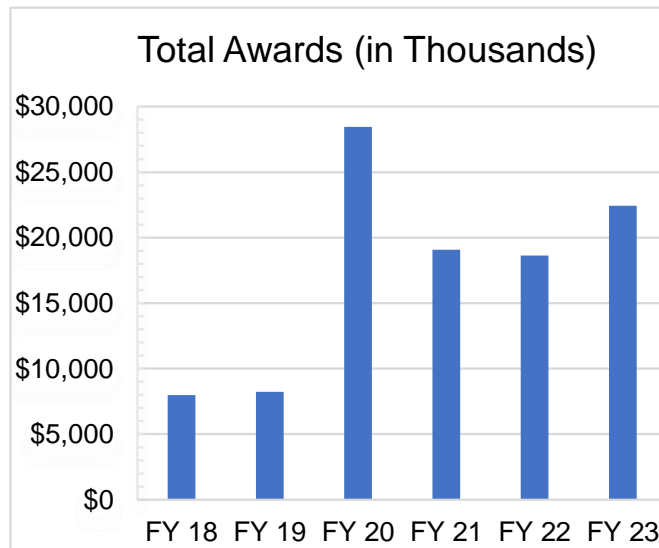


Figure 2

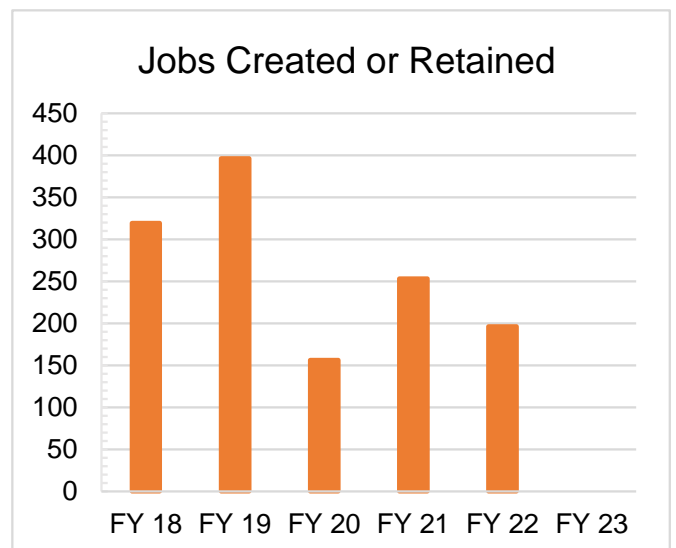


Figure 3 and **Figure 4** show the amount of RISE funding awarded to counties and cities and the amount of RISE funding awarded to local development projects and immediate opportunity projects for FY 2018 through FY 2023. In FY 2023, there was no RISE funding awarded for immediate opportunity projects.

Figure 3

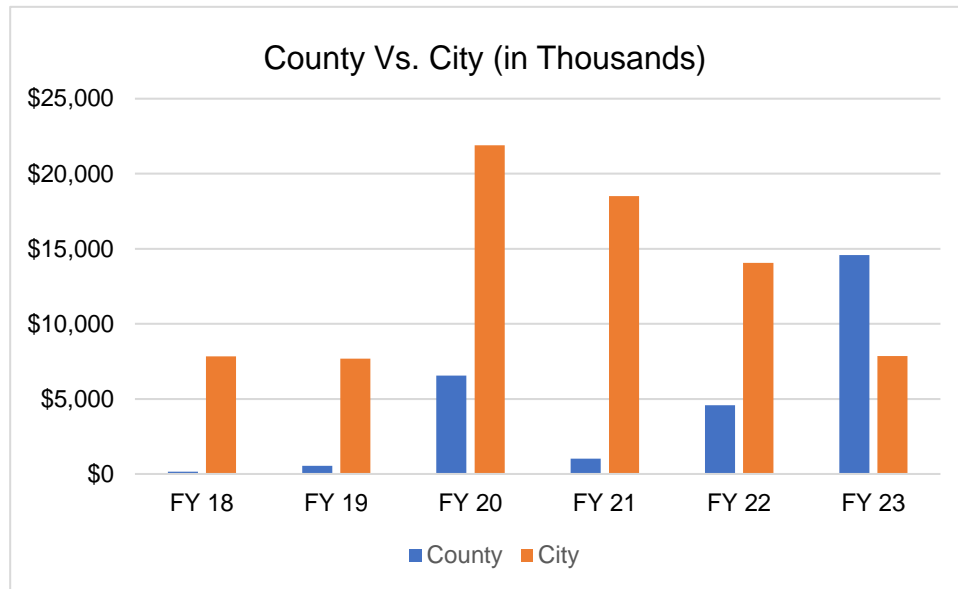
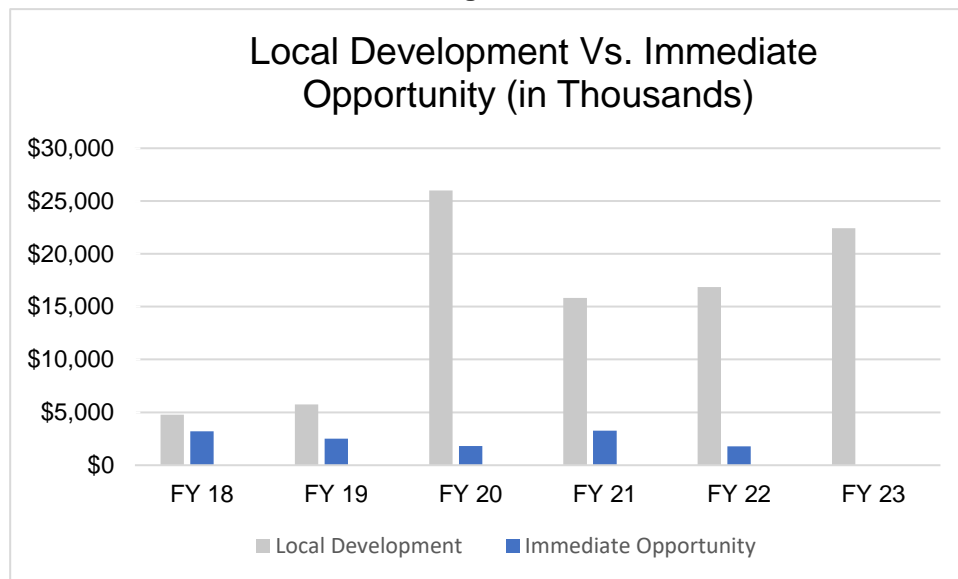


Figure 4



FISCAL TOPICS

Fiscal Services Division

November 9, 2023



Ground Floor, State Capitol Building

Des Moines, Iowa 50319

515.281.3566

Transportation Investment Moves the Economy in the Twenty-First Century (TIME-21) Fund

Background

The Transportation Investment Moves the Economy in the Twenty-First Century (TIME-21) Fund was created during the 2007 Legislative Session.¹ The purpose of this Fund was to create an additional revenue source to help fund maintenance and construction of the State's roadways. This need was due to what was considered a "perfect storm" of road funding issues in the early 2000s. In FY 2009, the Department of Transportation (DOT) was required to conduct an analysis of TIME-21 funding, as well as the Road Use Tax Fund (RUTF).² The analysis outlined the issues that created this "perfect storm" as follows:

- **A large and aging public roadway system** comprised of more than 114,000 miles and 25,000 structures. The system was primarily developed over a 20-year period from 1940 to 1960, which meant much of the system needed reinvestment.
- **Increasing demands on the public roadway system** as roadway travel gradually increased, especially with regard to large truck traffic. This growth was the result of an increase in renewable fuel production across Iowa, which resulted in an increase of approximately 600,000 truckloads of corn annually.
- **Flattening revenue available for public roadway improvements** from the RUTF and federal Highway Trust Fund (HTF).
- **Increasing inflation of construction costs**, which dramatically reduced the buying power of limited funding.

These issues combined to create uncertainty in Iowa roadway funding, and TIME-21 was created to help ensure there was proper funding. The revenue for TIME-21 was created by changing vehicle registration fees and increasing trailer and title fees. Under current law, TIME-21 will be repealed June 30, 2028.

Fund Revenue

TIME-21 is allocated moneys from the RUTF on a monthly basis from the following sources:

- Ten dollars from each fee collected from the issuance of a certificate of title, \$8 from each fee collected for issuance of a certificate for a returned vehicle, and each fee collected for issuance of a salvage certificate of title.
- One-half of the amount received from trailer registration fees with an empty weight of 2,000 pounds or less, two-thirds of the amount received from trailer registration fees collected from trailers with an empty weight of more than 2,000 pounds, and one-third of trailer registration fees received from travel trailers and fifth-wheel trailers.
- The revenue collected from annual motor vehicle registration fees for passenger cars, multipurpose vehicles, and motor trucks.

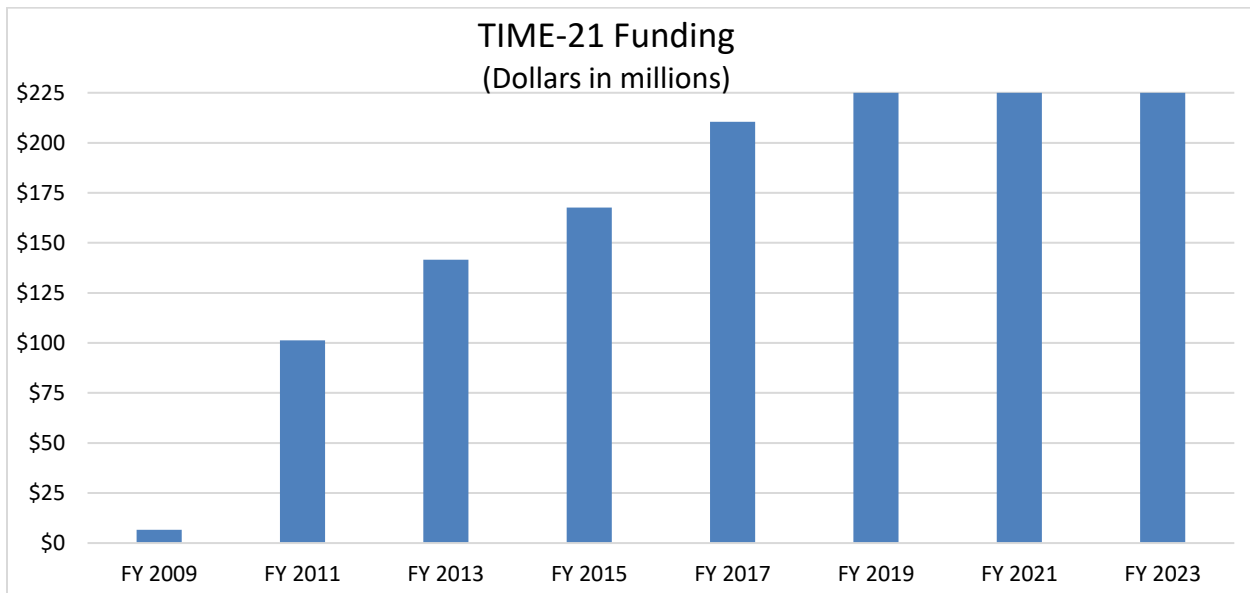
¹ 2007 Iowa Acts, ch. [200](#), §1.

² 2008 Iowa Acts, ch. [1113](#), §26.

More Information

Department of Transportation: www.iowadot.gov
LSA Staff Contact: Garry Martin (515.281.4611) garry.martin@legis.iowa.gov

Revenue from the fees listed above is deposited into the RUTF until the fees reach \$392.0 million. The fees in excess of \$392.0 million are credited to TIME-21 until a cap of \$225.0 million is reached. Fees collected that are in excess of \$225.0 million are again credited to the RUTF.



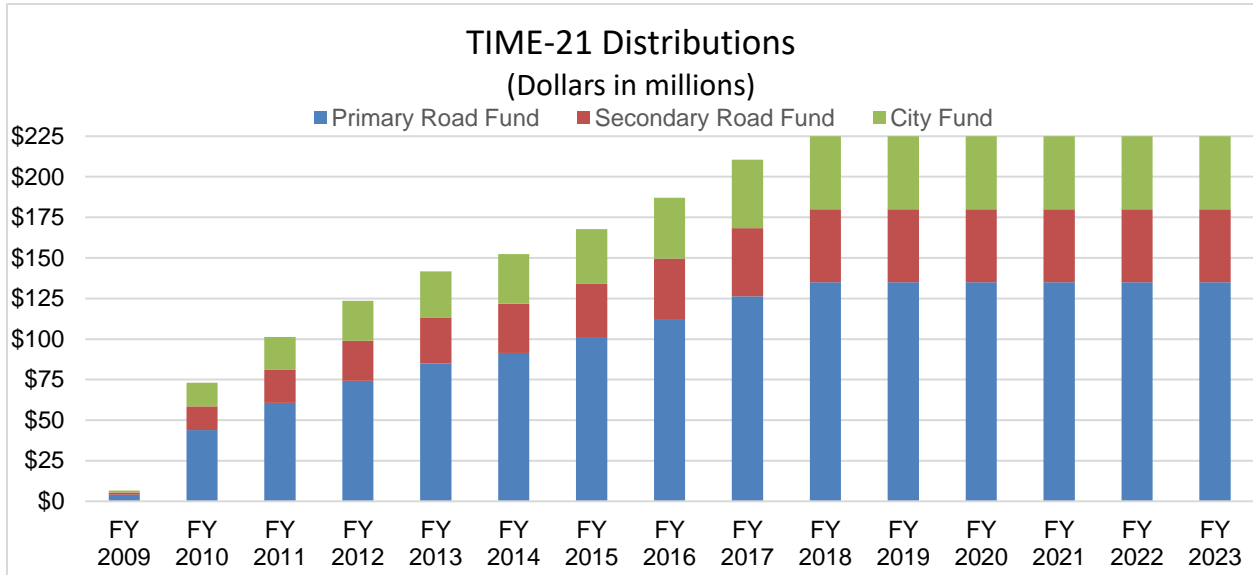
The revenue allocated to TIME-21 has steadily increased over the years. In FY 2018, the fees deposited in TIME-21 reached the \$225.0 million cap for the first time. The Fund has since reached the cap on each subsequent year after FY 2018.

Fund Distributions

As mentioned above, revenue to the TIME-21 Fund is capped at \$225.0 million annually, with excess funds deposited into the RUTF. This cap was established in 2009 Iowa Acts, chapter [130](#), section 45, subsection 2. The TIME-21 distribution formula is as follows:

- Sixty percent is deposited into the Primary Road Fund (PRF) to be used exclusively for highway maintenance and construction. This includes the purchase of right-of-way but does not include project planning and design. Projects that are eligible for funding under TIME-21 are given priority depending on the type of project. The completion of projects on highways designated as access highways have the highest priority. Projects on highways in the commercial and industrial highway network that are included in the DOT's five-year plan for the primary road system are given the next priority. Within these projects, priority is given to projects in areas of the State that have existing biodiesel, ethanol, or other biorefinery plants. The lowest priority outlined for TIME-21 funding is projects on interstate highways.
- Twenty percent is deposited in the Secondary Road Fund to be used by counties. Counties may use these funds for construction and maintenance on secondary road bridges and on highways in the farm-to-market road system. At least 10.0% of the moneys allocated to counties is required to be used for bridge construction, repair, and maintenance, with priority given to projects that aid the support of economic development and job creation.
- Twenty percent is deposited in the street construction funds of cities to be used to sustain and improve the municipal street system.

The following chart shows the distributions from the TIME-21 Fund.



Funds distributed to cities and counties can be found at iowadot.gov/local_systems/City-Reports-and-Funding.

Doc ID 1386528

FISCAL TOPICS

Fiscal Services Division

November 30, 2023



Ground Floor, State Capitol Building

Des Moines, Iowa 50319

515.281.3566

Statutory Off-the-Top Allocations from the Road Use Tax Fund — FY 2023

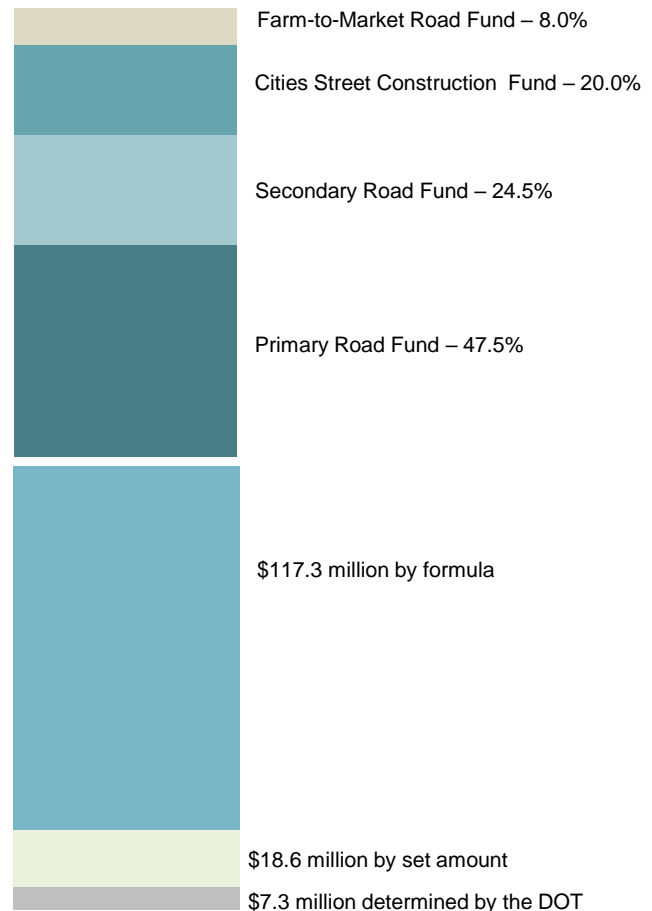
This **Fiscal Topic** examines the statutory allocations from the Road Use Tax Fund (RUTF) in FY 2023. The RUTF is the main collection point for road-funding revenue in Iowa. Revenue deposited in the RUTF is distributed to four different road funds by a formula set out in Iowa Code section [312.2](#), as displayed on the right.

Prior to distribution, some RUTF revenue is diverted to the TIME-21 Fund,¹ off-the-top statutory allocations, and appropriations,² which reduces the funds available for distribution.

Off-the-top statutory allocations are distributed pursuant to the Iowa Code. There is a total of 19 separate allocations, which are:

- Static amounts set in the Iowa Code.
- Amounts based on formula.
- Amounts based on Department of Transportation (DOT) requirements.

In FY 2023, a total of \$143.2 million in off-the-top statutory allocations was distributed, as displayed on the right.



¹ The TIME-21 Fund was created in 2008. The TIME-21 Fund receives all annual vehicle registration fees in excess of \$392.0 million, along with increases in trailer registration fees and title and salvage title fee increases, per Iowa Code chapter [312A](#). In FY 2023, the TIME-21 Fund collected \$225.0 million in revenue.

² In FY 2023, there was a total of \$60.9 million in appropriations.

More Information

Iowa General Assembly: www.legis.iowa.gov

LSA Staff Contact: Garry Martin (515.281.4611) garry.martin@legis.iowa.gov

Allocated to:	FY 2023	Formula	Year Enacted
<p>Commercial and Industrial Network (CIN) Allocation to the Primary Road Fund (PRF) for construction and maintenance of the CIN. The CIN consists of highways within the primary road system that meet certain standards determined by the Transportation Commission. The purpose of the CIN is to enhance the State's economy through an improved flow of commerce and safer travel, and to better connect Iowa with regional, national, and international markets.</p>	\$49.5 million	10.0% of total new registration fees collected.	1989
<p>Revitalize Iowa's Sound Economy (RISE) Supports the RISE Program. RISE funds are divided between the DOT, counties, and cities for road projects that support economic development (Iowa Code chapter 315).</p>	<p>State: \$23.5 million Counties: \$5.9 million Cities: \$11.8 million</p>	<p>1.75 cents per gallon to RISE. DOT: 1.0 cent Counties: 0.25 cent Cities: 0.50 cent Iowa Code section 312.2(9)</p>	1985
<p>Secondary Road Fund Allocation to the Secondary Road Fund to correct imbalances in the RISE Fund. When RISE was created, the DOT received one cent of Motor Fuel Excise Tax, and both counties and cities received half of one cent of excise tax. RISE funding for counties exceeded demand, and this allocation redirects one-half of the previous portion of county RISE funds directly to the Secondary Road Fund.</p>	\$5.9 million	<p>An amount equal to 0.25 cent per gallon of motor fuel excise tax.</p> <ul style="list-style-type: none"> Iowa Code section 312.2(10) 	1989
<p>Parks and Institutional Roads Appropriation to the DOT to support the construction and maintenance of roads at State-owned institutions and parks. The Transportation Commission approves State agency requests to build and maintain roadways and bridges on State-owned land. In 2015, this allocation supported an estimated 600 miles of roads.</p>	\$11.1 million	<p>An amount equal to 0.65% of all RUTF receipts.</p> <ul style="list-style-type: none"> Iowa Code section 312.2(2) 	1978
<p>Traffic Safety Projects Funds the Traffic Safety Improvement Program (TSIP) administered by the DOT. The TSIP provides grants to cities and counties for safety improvement projects. Applications are made for one of three categories: site-specific construction improvement, traffic control devices, and research or public information.</p>	\$8.5 million	<p>An amount equal to 0.5% of all RUTF receipts.</p> <ul style="list-style-type: none"> Iowa Code section 312.2(11) 	1987

Allocated to:	FY 2023	Formula	Year Enacted
Annual All Systems Permit Allocation to the DOT for distribution to counties for the maintenance, repair, or construction of bridges on the county's secondary roads. The Iowa DOT is authorized to issue an annual permit for overweight divisible and indivisible loads.	\$1.1 million	An amount equal to 75.0% of all RUTF receipts. <ul style="list-style-type: none"> Iowa Code section 312.2(18) 	2023
Primary Road Fund (PRF) Allocation to the PRF enacted to offset the impact of reduced funds to the PRF due to changes to the distribution formula and off-the-top appropriations in the 1977 and 1979 Legislative Sessions.	\$7.1 million	\$7.1 million per year. <ul style="list-style-type: none"> Iowa Code section 312.2(4) 	1978
Primary Road Fund Allocation to the PRF enacted to compensate for increased highway wear associated with higher truck weight limits.	\$4.4 million	\$4.4 million per year. <ul style="list-style-type: none"> Iowa Code section 312.2(7) 	1980
Secondary and Urban Expenses Allocation to the PRF to pay expenses incurred by the DOT for services to county and city jurisdictions, excluding primary road extensions in cities.	\$500,000	\$500,000 per year. <ul style="list-style-type: none"> Iowa Code section 312.2(2) 	1958
Farm-to-Market Road Fund Allocation to the Farm-to-Market Road Fund to compensate for increased highway wear associated with higher truck weight limits.	\$1.5 million	\$1.5 million per year. <ul style="list-style-type: none"> Iowa Code section 312.2(7) 	1980
<u>Living Roadway Trust Fund</u> Allocation to the Living Roadway Trust Fund to develop roadside vegetation to act as natural windbreaks, wildlife habitat, and roadside erosion control. The Fund is created in Iowa Code section 314.21 , and funding is allocated as follows: 56.0% to the DOT, 30.0% to counties, and 14.0% to cities.	\$100,000 \$150,000	Two allocations of \$100,000 and \$150,000 per year. <ul style="list-style-type: none"> Iowa Code section 312.2(6) Iowa Code section 312.2(8) 	1989
Railroad Crossing Surface Repair Fund Funds railroad companies and highway jurisdictions in repairing railroad crossing surfaces. Projects are intended to maintain a safe and smooth intersection.	\$900,000	\$900,000 per year. <ul style="list-style-type: none"> Iowa Code section 312.2(2) 	1978
Railroad Crossing Safety Fund Funds railroad companies in maintaining crossing signals installed since 1973.	\$700,000	\$700,000 per year. <ul style="list-style-type: none"> Iowa Code section 312.2(2) 	1958
<u>Secondary Bridge Fund</u> Allocation to the County Bridge Construction Fund for construction and reconstruction of county bridges.	\$2.0 million	\$2.0 million per year. <ul style="list-style-type: none"> Iowa Code section 312.2(12) 	1989

Allocated to:	FY 2023	Formula	Year Enacted
City Bridge Fund Allocation to the City Bridge Fund to support the construction and maintenance of city bridges.	\$500,000	\$500,000 per year. <ul style="list-style-type: none"> Iowa Code section 312.2(12) 	1990
Driver's License Suspension Personal Delivery of Service Funds the cost associated with the personal delivery of driver's license suspension notices by law enforcement officers.	\$126,141	An allocation of \$225,000 or enough to fund the cost of personal delivery of driver's license suspension notices by law enforcement officers. <ul style="list-style-type: none"> Iowa Code section 321.211 	1978
County Treasurers' Equipment (Reg. & Licenses) Supports automation and telecommunications equipment and support for vehicle registration and titling, and driver licensing at county treasurers' offices.	\$650,000	\$650,000 per year. <ul style="list-style-type: none"> Iowa Code section 312.2(13) 	1991
License Plate Production Authorizes funds to pay the costs for purchasing certificates of title and registration forms, supplies, materials, and prison labor used in the manufacture of license plates, emblems, and validation stickers.	\$6.5 million	An allocation sufficient to pay the costs of producing license plates. <ul style="list-style-type: none"> Iowa Code section 312.2(3) 	1973
Fuel Tax Refunds Transfer to the Iowa Department of Revenue to reimburse General Fund expenditures for income and sales tax refunds to individuals and corporations.	\$797,330	<ul style="list-style-type: none"> Iowa Code sections 422.110 through 422.112 	1977

Doc ID 1387150

Infrastructure Section

Analysis of the Governor's Budget Recommendations

The following section contains the Governor's Recommendations for the Infrastructure Appropriations Act.

INFRASTRUCTURE

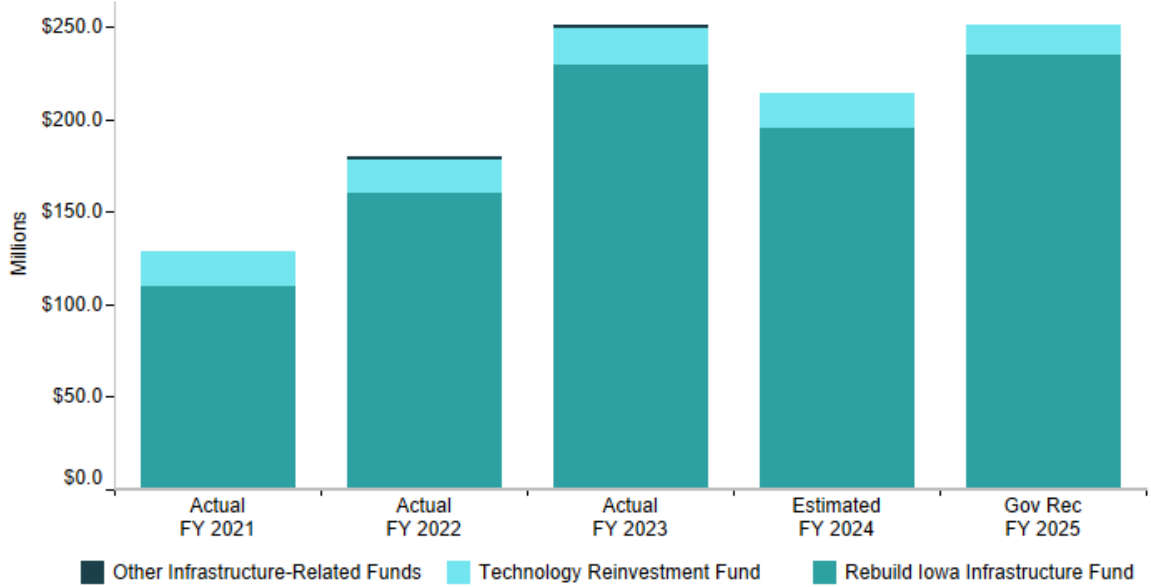
Overview and Funding History

Infrastructure Overview: Primary infrastructure funding sources for FY 2025 include the Rebuild Iowa Infrastructure Fund (RIIF) and the Technology Reinvestment Fund (TRF). The RIIF is principally funded from wagering taxes paid to the State by Iowa casinos after specific allocations in accordance with Iowa Code section 8.57. Generally, wagering tax revenue comprises 75.00% to 85.00% of the revenue deposited in the RIIF. By statute, the TRF receives a standing appropriation of \$17,500,000 from the General Fund. *However, the Governor is recommending the TRF receive \$16,585,215 from the RIIF for FY 2025.*

**FY 2025 Governor's Recommendations
Total: \$251,165,582**



Funding History



Other Fund Recommendations

The table on the following pages shows total recommended appropriations of \$251,165,582, which includes \$234,580,367 from the RIIF and \$16,585,215 from the TRF. The total for the RIIF does not reflect an appropriation from the RIIF for the Environment First Fund (EFF) or from RIIF to the TRF. The RIIF balance sheet will reflect the \$42,000,000 to the EFF and \$16,585,215 to the TRF, which results in total recommended appropriations of \$293,165,582. The figure below includes all infrastructure appropriations from the RIIF and TRF. See **Appendix F** for the balance sheets for each of the funds, which list the Governor’s recommendations for projects from those funds. Funding sources are denoted by an acronym at the end of the appropriation name.

	Actual FY 2023 <u>(1)</u>	Estimated FY 2024 <u>(2)</u>	Gov Rec FY 2025 <u>(3)</u>	Gov Rec vs Est FY 2024 <u>(4)</u>
<u>Administrative Services Capitals</u>				
Administrative Services - Capitals				
Major Maintenance - RIIF	\$ 20,000,000	\$ 20,000,000	\$ 35,000,000	\$ 15,000,000
Monument/Artwork Repair Restoration - RIIF	500,000	0	0	0
Routine Maintenance (Standing) - RIIF	2,000,000	2,000,000	2,000,000	0
Fleet Building Demolition - RIIF	0	0	1,997,500	1,997,500
Elevator Upgrades/Replacements - RIIF	0	0	5,364,500	5,364,500
Capitol Complex Security - RIIF	1,000,000	200,000	0	-200,000
Total Administrative Services Capitals	\$ 23,500,000	\$ 22,200,000	\$ 44,362,000	\$ 22,162,000
<u>Agriculture and Land Stewardship, Dept of</u>				
Agriculture and Land Stewardship				
Water Quality Initiative - RIIF	\$ 8,200,000	\$ 8,200,000	\$ 8,200,000	\$ 0
Renewable Fuel Infra Fund - RIIF	10,000,000	10,000,000	10,000,000	0
Fertilizer Management - RIIF	1,000,000	1,000,000	1,000,000	0
Renewable Fuel Infra. Fund Supplement - RIIF	0	5,000,000	0	-5,000,000
Total Agriculture and Land Stewardship, Dept of	\$ 19,200,000	\$ 24,200,000	\$ 19,200,000	\$ -5,000,000
<u>Attorney General</u>				
Justice, Dept. of				
AG Cybersecurity and Technology - TRF	\$ 0	\$ 278,503	\$ 278,503	\$ 0
Total Attorney General	\$ 0	\$ 278,503	\$ 278,503	\$ 0
<u>Auditor of State</u>				
Auditor of State				
Technology Projects - TRF	\$ 0	\$ 292,500	\$ 0	\$ -292,500
Total Auditor of State	\$ 0	\$ 292,500	\$ 0	\$ -292,500
<u>Blind Capitals, Department for the</u>				
Dept. for the Blind Capitals				
Building Repairs - RIIF	\$ 196,900	\$ 232,000	\$ 225,600	\$ -6,400
Total Blind Capitals, Department for the	\$ 196,900	\$ 232,000	\$ 225,600	\$ -6,400

Other Fund Recommendations, Continued

	Actual FY 2023 (1)	Estimated FY 2024 (2)	Gov Rec FY 2025 (3)	Gov Rec vs Est FY 2024 (4)
Corrections Capitals				
Corrections Capitals				
MPCF Apprenticeship Bldg. - RIIF	\$ 0	\$ 1,200,000	\$ 0	\$ -1,200,000
DOC Capital Projects - RIIF	4,900,000	0	0	0
DOC Radio Software Upgrade - TRF	350,000	0	0	0
DOC Technology - TRF	0	0	3,604,279	3,604,279
Prison Body Scanners - RIIF	0	865,000	0	-865,000
IMCC Electrical Service Upgrades - RIIF	0	2,800,000	0	-2,800,000
Camera System Upgrades at DOC Inst - TRF	0	1,879,936	0	-1,879,936
DOC Body Cameras - TRF	0	325,000	0	-325,000
Clarinda Correctional Facility Kitchen FF&E - RIIF	750,000	0	0	0
Clarinda Correctional Facility Kitchen Expansion - RIIF	4,000,000	0	0	0
DOC Tech. Reinvestment Projects - TRF	2,415,954	0	0	0
Total Corrections Capitals	\$ 12,415,954	\$ 7,069,936	\$ 3,604,279	\$ -3,465,657
Cultural Affairs, Department of				
Cultural Affairs, Dept. of				
Great Places Infrastructure Grants - RIIF	\$ 1,000,000	\$ 0	\$ 0	\$ 0
YMCA Strengthen Community Grants - RIIF	250,000	0	0	0
Total Cultural Affairs, Department of	\$ 1,250,000	\$ 0	\$ 0	\$ 0
Economic Development Authority				
Economic Development Authority				
Community Attraction & Tourism Grants - RIIF	\$ 10,000,000	\$ 10,000,000	\$ 10,000,000	\$ 0
Regional Sports Authorities - RIIF	500,000	700,000	700,000	0
Vacant State Bldgs Rehab Fund - RIIF	1,000,000	0	0	0
Vacant State Bldgs Demolition Fund - RIIF	1,000,000	0	0	0
National Junior Olympics - RIIF	150,000	0	0	0
Sports Tourism Marketing Program Fund - SWRF	1,500,000	0	0	0
Sports Tourism Infrastructure Program Fund - RIIF	12,000,000	0	0	0
Destination Iowa - RIIF	0	6,500,000	6,500,000	0
Rural YMCA Grant Program - RIIF	0	250,000	250,000	0
USS Iowa Battleship - Deck Renov. - RIIF	0	0	750,000	750,000
Total Economic Development Authority	\$ 26,150,000	\$ 17,450,000	\$ 18,200,000	\$ 750,000
Education, Department of				
Education, Dept. of				
Statewide Ed Data Warehouse - TRF	\$ 600,000	\$ 600,000	\$ 600,000	\$ 0
ICN Part III Leases & Maintenance - TRF	2,727,000	2,727,000	2,727,000	0
ISD - Girls' Dormitory Renovation - RIIF	0	5,700,000	0	-5,700,000
Education, Dept. of	\$ 3,327,000	\$ 9,027,000	\$ 3,327,000	\$ -5,700,000
Iowa PBS				
Digital Asset Management System - TRF	\$ 0	\$ 343,808	\$ 196,000	\$ -147,808
Iowa PBS Equipment Replacement - TRF	1,000,000	0	0	0
Iowa PBS	\$ 1,000,000	\$ 343,808	\$ 196,000	\$ -147,808
Total Education, Department of	\$ 4,327,000	\$ 9,370,808	\$ 3,523,000	\$ -5,847,808
Ethics and Campaign Disclosure Board, Iowa				
Campaign Finance Disclosure				
Office Space Improvements - RIIF	\$ 0	\$ 66,000	\$ 0	\$ -66,000
Total Ethics and Campaign Disclosure Board, Iowa	\$ 0	\$ 66,000	\$ 0	\$ -66,000

Other Fund Recommendations, Continued

	Actual FY 2023 (1)	Estimated FY 2024 (2)	Gov Rec FY 2025 (3)	Gov Rec vs Est FY 2024 (4)
General Assembly Capitals				
Legislature-Capitals				
Repair and Renovate State Capitol Domes - RIIF	\$ 5,250,000	\$ 0	\$ 0	\$ 0
State Capitol Maintenance Fund - RIIF	500,000	500,000	500,000	0
Total General Assembly Capitals	\$ 5,750,000	\$ 500,000	\$ 500,000	\$ 0
Human Rights, Department of				
Human Rights				
Criminal Justice Info System (CJIS) - TRF	\$ 1,400,000	\$ 0	\$ 0	\$ 0
Justice Data Warehouse - TRF	187,980	0	0	0
Total Human Rights, Department of	\$ 1,587,980	\$ 0	\$ 0	\$ 0
Health and Human Services, Department of				
HHS - Human Rights				
Criminal Justice Info System (CJIS) - TRF	\$ 0	\$ 1,400,000	\$ 0	\$ -1,400,000
Justice Data Warehouse - TRF	0	282,664	0	-282,664
HHS - Human Rights	\$ 0	\$ 1,682,664	\$ 0	\$ -1,682,664
HHS - Assistance Payment				
Brain Injury Rehabilitation Facility - RIIF	\$ 1,000,000	\$ 750,000	\$ 0	\$ -750,000
Newborn Safety Box - RIIF	0	15,000	0	-15,000
ChildServe Project - RIIF	750,000	0	0	0
HHS - Assistance Payment	\$ 1,750,000	\$ 765,000	\$ 0	\$ -765,000
Total Health and Human Services, Department of	\$ 1,750,000	\$ 2,447,664	\$ 0	\$ -2,447,664
Human Services Capitals				
HHS - Capitals				
Maintenance Health Safety Loss - RIIF	\$ 0	\$ 0	\$ 50,000	\$ 50,000
Major Projects - RIIF	3,161,000	5,572,736	75,000,000	69,427,264
MEME Maint & Operations - TRF	0	0	330,000	330,000
Medicaid Technology - TRF	1,416,680	1,578,280	1,335,178	-243,102
State Poison Control Center - TRF	34,000	34,000	0	-34,000
Total Human Services Capitals	\$ 4,611,680	\$ 7,185,016	\$ 76,715,178	\$ 69,530,162
Department of Inspections, Appeals, and Licensing				
Inspections, Appeals, & Licensing, Department of				
Health Facilities Database Enhancement - TRF	\$ 250,000	\$ 0	\$ 0	\$ 0
Food Safety Sys. Enhanc. & GovConnect - TRF	410,000	0	0	0
Administrative Hearings E-Filing Upgrade - TRF	100,000	0	0	0
Total Department of Inspections, Appeals, and Licensing	\$ 760,000	\$ 0	\$ 0	\$ 0
Iowa Finance Authority				
Iowa Finance Authority				
State Housing Trust Fund (STND) - RIIF	\$ 3,000,000	\$ 3,000,000	\$ 3,000,000	\$ 0
Total Iowa Finance Authority	\$ 3,000,000	\$ 3,000,000	\$ 3,000,000	\$ 0

Other Fund Recommendations, Continued

	Actual FY 2023 (1)	Estimated FY 2024 (2)	Gov Rec FY 2025 (3)	Gov Rec vs Est FY 2024 (4)
Judicial Branch				
Judicial Branch				
Connect District Phones to JB Bldg System - TRF	\$ 40,464	\$ 0	\$ 0	\$ 0
Repurpose/Install CTI Sound Systems - TRF	610,000	565,000	0	-565,000
County Courthouse Technology - TRF	0	125,290	0	-125,290
Total Judicial Branch	\$ 650,464	\$ 690,290	\$ 0	\$ -690,290
Judicial Branch Capitals				
Judicial Branch Capitals				
Judicial Building Improvements - RIF	\$ 0	\$ 0	\$ 475,000	\$ 475,000
Woodbury Co LEC New Construction Project - RIF	165,000	100,000	0	-100,000
Remodel Projects/Furniture Requests - RIF	624,518	0	0	0
Total Judicial Branch Capitals	\$ 789,518	\$ 100,000	\$ 475,000	\$ 375,000
Law Enforcement Academy				
Iowa Law Enforcement Academy				
ILEA Technology Projects - TRF	\$ 0	\$ 100,000	\$ 0	\$ -100,000
Total Law Enforcement Academy	\$ 0	\$ 100,000	\$ 0	\$ -100,000
Management, Department of				
DOM - Office of the Chief Information Officer				
OCIO Phone Management Software - TRF	\$ 0	\$ 3,180,000	\$ 0	\$ -3,180,000
Management, Dept. of				
Searchable Online Databases - TRF	\$ 45,000	\$ 45,000	\$ 45,000	\$ 0
Iowa Grants Mgmt Implementation - TRF	70,000	50,000	70,000	20,000
Local Gov't Budget & Property Tax System - TRF	120,000	120,000	120,000	0
Socrata License - TRF	382,131	382,131	382,131	0
Local Gov. Property Tax Tech. Update - TRF	0	100,000	0	-100,000
Criminal Justice Information System (CJIS) - TRF	0	0	1,400,000	1,400,000
Justice Data Warehouse - TRF	0	0	282,664	282,664
Management, Dept. of	\$ 617,131	\$ 697,131	\$ 2,299,795	\$ 1,602,664
Total Management, Department of	\$ 617,131	\$ 3,877,131	\$ 2,299,795	\$ -1,577,336
Natural Resources, Department of				
Natural Resources				
Water Trails Low Head Dam Prog. - RIF	\$ 1,500,000	\$ 1,500,000	\$ 1,500,000	\$ 0
Community Forestry Grant Program - RIF	250,000	250,000	250,000	0
On-Stream Impoundment Restoration - RIF	500,000	0	0	0
Iowa State Fair Building Improvements - RIF	0	500,000	0	-500,000
Total Natural Resources, Department of	\$ 2,250,000	\$ 2,250,000	\$ 1,750,000	\$ -500,000
Natural Resources Capitals				
Natural Resources Capitals				
Lake Restoration & Water Quality - RIF	\$ 9,600,000	\$ 9,600,000	\$ 9,600,000	\$ 0
State Park Infrastructure - RIF	5,000,000	5,000,000	5,000,000	0
Honey Creek - RIF	0	6,000,000	0	-6,000,000
Fort Atkinson State Park Preserve Renovations - RIF	350,000	0	0	0
Law Enforcement Radios - RIF	0	0	1,565,000	1,565,000
Total Natural Resources Capitals	\$ 14,950,000	\$ 20,600,000	\$ 16,165,000	\$ -4,435,000

Other Fund Recommendations, Continued

	Actual FY 2023 (1)	Estimated FY 2024 (2)	Gov Rec FY 2025 (3)	Gov Rec vs Est FY 2024 (4)
<u>Parole, Board of</u>				
Parole Board				
Technology Projects - TRF	\$ 0	\$ 20,000	\$ 0	\$ -20,000
Total Parole, Board of	\$ 0	\$ 20,000	\$ 0	\$ -20,000
<u>Public Defense, Department of</u>				
Public Defense, Dept. of				
Technology Projects - TRF	\$ 500,000	\$ 0	\$ 0	\$ 0
Total Public Defense, Department of	\$ 500,000	\$ 0	\$ 0	\$ 0
<u>Public Defense Capitals</u>				
Public Defense Capitals				
Facility/Armory Maintenance - RIIF	\$ 2,100,000	\$ 2,100,000	\$ 2,100,000	\$ 0
Modernization of Readiness Ctrs - RIIF	2,100,000	2,100,000	2,100,000	0
Camp Dodge Infrastructure Upgrades - RIIF	550,000	550,000	550,000	0
JFHQ Chiller Replacement - RIIF	0	2,442,000	0	-2,442,000
West Des Moines Armory - RIIF	3,700,000	1,000,000	0	-1,000,000
Total Public Defense Capitals	\$ 8,450,000	\$ 8,192,000	\$ 4,750,000	\$ -3,442,000
<u>Homeland Security and Emergency Mgmt</u>				
Homeland Security & Emergency Mgmt				
Flood Prevention Study - RIIF	\$ 650,000	\$ 0	\$ 0	\$ 0
Mass Notification & Emer Messaging - TRF	400,000	400,000	400,000	0
Total Homeland Security and Emergency Mgmt	\$ 1,050,000	\$ 400,000	\$ 400,000	\$ 0
<u>Public Safety, Department of</u>				
Public Safety, Dept. of				
State Interop. Comm. System - RIIF	\$ 4,330,150	\$ 6,754,358	\$ 6,424,379	\$ -329,979
DPS Body-Worn Cameras Licensing - TRF	385,000	0	0	0
Public Safety Equipment Fund - RIIF	2,500,000	2,500,000	2,500,000	0
Total Public Safety, Department of	\$ 7,215,150	\$ 9,254,358	\$ 8,924,379	\$ -329,979
<u>Public Safety Capitals</u>				
Public Safety Capitals				
Fire Fighter Training Facility - RIIF	\$ 2,100,000	\$ 0	\$ 0	\$ 0
Total Public Safety Capitals	\$ 2,100,000	\$ 0	\$ 0	\$ 0
<u>Regents, Board of</u>				
Regents, Board of				
Regents Tuition Replacement - RIIF	\$ 27,900,000	\$ 27,900,000	\$ 26,500,000	\$ -1,400,000
Total Regents, Board of	\$ 27,900,000	\$ 27,900,000	\$ 26,500,000	\$ -1,400,000
<u>Regents Capitals</u>				
Regents Capitals				
ISU - Student Innovation Center - RIIF	\$ 2,000,000	\$ 0	\$ 0	\$ 0
ISU - College of Veterinary Medicine - RIIF	28,600,000	0	0	0
ISU - Vet Diagnostic Lab Addition - RIIF	0	18,000,000	0	-18,000,000
UNI - Industrial Tech Center - RIIF	26,500,000	0	3,850,000	3,850,000
Iowa Lakeside Lab Infrastructure - RIIF	0	0	1,500,000	1,500,000
Total Regents Capitals	\$ 57,100,000	\$ 18,000,000	\$ 5,350,000	\$ -12,650,000

Other Fund Recommendations, Continued

	Actual FY 2023 (1)	Estimated FY 2024 (2)	Gov Rec FY 2025 (3)	Gov Rec vs Est FY 2024 (4)
Revenue, Department of				
Revenue, Dept. of				
Tax System Modernization - TRF	\$ 4,070,460	\$ 4,070,460	\$ 4,070,460	\$ 0
Total Revenue, Department of	\$ 4,070,460	\$ 4,070,460	\$ 4,070,460	\$ 0
Secretary of State, Office of the				
Secretary of State				
Voter Registration System Update - TRF	\$ 1,400,000	\$ 0	\$ 0	\$ 0
Total Secretary of State, Office of the	\$ 1,400,000	\$ 0	\$ 0	\$ 0
State Fair Authority Capitals				
State Fair Authority Capitals				
Barn Restoration - RIIF	\$ 6,000,000	\$ 6,000,000	\$ 0	\$ -6,000,000
Total State Fair Authority Capitals	\$ 6,000,000	\$ 6,000,000	\$ 0	\$ -6,000,000
Telecommunications and Tech Commission				
Iowa Communications Network				
Lucas Building Switch Room HVAC - RIIF	\$ 0	\$ 578,412	\$ 0	\$ -578,412
Firewall/DDoS Protection - TRF	1,510,724	0	0	0
Total Telecommunications and Tech Commission	\$ 1,510,724	\$ 578,412	\$ 0	\$ -578,412
Transportation, Department of				
Transportation, Dept. of				
Recreational Trails Grants - RIIF	2,500,000	2,500,000	2,500,000	0
Public Transit Infra Grants - RIIF	1,500,000	1,000,000	1,500,000	500,000
Railroad Revolving Loan & Grant - RIIF	2,000,000	500,000	2,000,000	1,500,000
Commercial Aviation Infra Grants - RIIF	1,900,000	1,900,000	1,900,000	0
General Aviation Infra Grants - RIIF	1,000,000	1,000,000	1,000,000	0
Commercial Air Service Terminals - RIIF	0	10,000,000	0	-10,000,000
Total Transportation, Department of	\$ 8,900,000	\$ 16,900,000	\$ 8,900,000	\$ -8,000,000
Secretary of State, Office of the				
Secretary of State				
Secretary of State Cyber Technology - TRF	\$ 0	\$ 0	\$ 324,000	\$ 324,000
Total Secretary of State, Office of the	\$ 0	\$ 0	\$ 324,000	\$ 324,000
Treasurer of State, Office of				
Treasurer of State				
Clearwater Software - TRF	\$ 0	\$ 0	\$ 192,000	\$ 192,000
Tyler Tech Software - TRF	0	0	228,000	228,000
County Fair Improvements - RIIF	1,060,000	1,060,000	1,060,000	0
Total Treasurer of State, Office of	\$ 1,060,000	\$ 1,060,000	\$ 1,480,000	\$ 420,000
Veterans Affairs, Department of				
Veterans Affairs, Dept. of				
Cemetery Equipment Replacement - RIIF	\$ 0	\$ 0	\$ 168,388	\$ 168,388
Total Veterans Affairs, Department of	\$ 0	\$ 0	\$ 168,388	\$ 168,388

Rebuild Iowa Infrastructure Fund

Current Law RIIF Appropriations

The Governor is recommending a total of \$293,165,582 in appropriations from the RIIF for FY 2025. Of the total, \$47,500,000 are standing appropriations and \$245,665,582 are new recommendations. Standing appropriations are established in the Iowa Code and are funded each year unless the General Assembly decides to amend the appropriation for that year. The standing appropriations are listed below.

FY 2025 Standing Appropriations

Environment First Fund — This standing appropriation provides funding to the Agriculture and Natural Resources Subcommittee, which appropriates funding for the Department of Agriculture and Land Stewardship and the Department of Natural Resources (DNR).	\$42,000,000
Iowa Finance Authority State Housing Trust Fund — This appropriation funds low-income housing through two programs: the Local Housing Trust Fund Program and the Project-Based Housing Program.	\$3,000,000
Department of Administrative Services Routine Maintenance — This appropriation funds routine maintenance expenditures for buildings on the Capitol Complex occupied by the Department of Corrections (DOC), the Department of Health and Human Services (HHS), and other State agencies.	\$2,000,000
Legislative Branch State Capitol Maintenance Fund — This funding is intended to maintain the Iowa State Capitol Building and the Ola Babcock Miller Building. The funding is under the authority of the Legislative Council.	\$500,000

Governor’s FY 2025 Recommendations from the RIIF

Department of Administrative Services (DAS)

- **Major Maintenance:** *The Governor is recommending funding of \$35,000,000 for FY 2025.* Major maintenance funds are used to correct deficiencies in State buildings and make a wide range of repairs. Major maintenance is defined as “expenditures made beyond the regular, normal upkeep of physical properties for the repair or replacement of failed or failing building components as necessary to return a facility to its currently intended use, to prevent further damage, or to make it compliant with changes in laws, regulations, codes, or standards.” The State of Iowa currently has more than \$450,000,000 in deferred maintenance costs.
- **Fleet Building Demolition:** *The Governor is recommending funding of \$1,997,500 for FY 2025.* This appropriation would fund the demolition of the vacated fleet building located at the northeast corner of East 7th Street and Walnut Street in Des Moines and return the area to green space.
- **Elevator Upgrades/Replacements:** *The Governor is recommending funding of \$5,364,500 for Capitol complex elevator upgrades and replacements.*

Department of Agriculture and Land Stewardship (DALs)

- **Water Quality Initiative:** *The Governor is recommending funding of \$8,200,000 for FY 2025.* The Governor is also recommending funding for the Water Quality Initiative from the EFF. *The Governor is recommending total appropriations to the Water Quality Initiative from all funds of \$10,575,000.*
- **Renewable Fuel Infrastructure Fund:** *The Governor is recommending funding of \$10,000,000 for FY 2025.* The Renewable Fuel Infrastructure Program provides financial assistance to owners or operators of a retail motor fuel site or a biodiesel terminal who wish to convert their equipment to dispense and/or store renewable fuels.
- **Fertilizer Management:** *The Governor is recommending funding of \$1,000,000 for FY 2025.* This appropriation would fund research to update static maximum return to nitrogen (MRTN)

recommendations to a new dynamic modeling system that considers variability in the environment, management, and weather. The goal would be to aid the State in its efforts to improve water quality by reducing the risk of nutrient runoff and maximizing profitability for farmers.

Department for the Blind

Building Repairs: *The Governor is recommending \$225,600 in FY 2025.* This appropriation is intended to cover large, long-term maintenance expenses, including chiller repair, roof replacement, tuckpointing, and dock lift replacement.

Iowa Economic Development Authority (IEDA)

- **Community Attraction and Tourism (CAT) Grants:** *The Governor is recommending \$10,000,000 for FY 2025.* The CAT Grants assist communities in the development and creation of multipurpose attraction and tourism facilities. Eligible CAT projects must be permanent recreational, cultural, educational, or entertainment attractions; be available to the general public; and promote tourism in local communities. Eligible applicants include cities, counties, public organizations, or school districts in cooperation with the city or county.
- **Regional Sports Authorities:** *The Governor is recommending \$700,000 for Regional Sports Authorities in FY 2025.* The Regional Sports Authority District Program authorizes the IEDA to certify up to 10 districts for the promotion of youth sports, high school athletics, the Special Olympics, or other nonprofessional sporting events. Each district receives an equal share of the appropriation. Funding is awarded to the convention and visitors bureau (CVB) in each area. The funds are used for marketing and other promotional efforts to attract youth sports, high school athletics, or other sporting events to the communities. In addition, the funds are used for venue rental, facility conversion, timing systems, field preparation, and other expenses related to hosting various sporting events.
- **Destination Iowa:** *The Governor is recommending \$6,500,000 for FY 2025.* This Fund provides grants to eligible applicants for economically significant projects that increase tourism opportunities, development and enhancement of outdoor recreational opportunities, and projects that contribute to quality of life in rural communities.
- **Strengthening Communities Grants — Rural YMCA:** *The Governor is recommending \$250,000 for FY 2025.* These grants fund building improvements in YMCAs located within communities with a population of less than 28,000.
- **USS Iowa Battleship Deck Renovation:** *The Governor is recommending \$750,000 for FY 2025 for the deck renovations of the USS Iowa Battleship, home to the National Museum of the Surface Navy.*

Department of Health and Human Services (HHS)

Maintenance Health Safety Loss Projects: *The Governor is recommending \$50,000 in FY 2025.* This appropriation would fund the redesign of patient room doors at the Civil Commitment Unit for Sexual Offenders (CCUSO).

Major Projects: *The Governor is recommending \$75,000,000 in FY 2025 for major projects. This funding recommendation includes:*

- **\$7,000,000 for renovations at the CCUSO.**
- **\$10,000,000 for renovations at the Lucas Building on the Capitol Complex.**
- **\$21,700,000 for the Woodward Resource Center (WRC) tunnel decentralization project.** In FY 2024, the Legislature appropriated \$5,600,000 for a portion of the tunnel decentralization project at the HHS’s WRC. The WRC is currently served by a central steam plant and utility distribution system that primarily consists of tunnels built in the 1960s. Issues with the current tunnel system include moderate to severe structural deterioration, multiple ongoing steam leaks, and tunnel water infiltration. This project also received funding from the Major Maintenance appropriation in FY 2023.
- **\$36,300,000 for expansion of the Iowa Office of the State Medical Examiner (IOSME).** Currently, the IOSME case load exceeds the maximum capacity for the IOSME as the annual case load has increased each year since the facility was constructed. According to HHS, demands on the facility are further stressed by the transfer of Polk County autopsy cases to the IOSME. The Governor is recommending funding to expand and renovate the current facility to effective management current and future caseloads.

Judicial Branch

Judicial Branch Improvements: *The Governor is recommending \$475,000 for FY 2025. This appropriation would fund the replacement of the chiller in the Judicial Building.*

Department of Natural Resources (DNR)

- **Water Trails and Low Head Dams:** *The Governor is recommending \$1,500,000 for FY 2025. The funds are used to support grant awards to local entities for water trail enhancements and dam mitigation grants to dam owners, including State and local government entities and private owners, to improve low head dam safety.*
- **Community Forestry Grant Program:** *The Governor is recommending \$250,000 for FY 2025. This appropriation is intended to support efforts to reestablish trees that were lost to the derecho that occurred on August 10, 2020, through grants made to local government entities, schools, and volunteer organizations and service organizations.*
- **Lake Restoration:** *The Governor is recommending \$9,600,000 for FY 2025 for lake restoration, dredging, and water quality projects. The funds are used for projects identified in the Lake Restoration Annual Report and Plan, focusing on the first 35 projects that make up the priority list of 127 lake candidates. The DNR is required to implement the projects in accordance with the Lake Restoration Annual Report and Plan and Iowa Code section [456A.33B](#). The Report and Plan is submitted annually by January 1 to the Transportation, Infrastructure, and Capitals Appropriations Subcommittee.*
- **State Park Infrastructure:** *The Governor is recommending \$5,000,000 for FY 2025. State park infrastructure improvements include replacing sewer lines, upgrading public drinking water systems, replacing shower buildings, constructing restrooms, replacing trail bridges, extending trail areas, and providing open-air interpretive shelters and exhibits.*
- **Law Enforcement Radios:** *The Governor is recommending \$1,565,000 for FY 2025. This appropriation would fund the equipment and software to replace all law enforcement radios that are no longer being serviced.*

Department of Public Defense

- **Facility/Armory Maintenance:** *The Governor is recommending \$2,100,000 for FY 2025 for major maintenance projects at National Guard facilities throughout the State. The funds support major maintenance to the National Guard readiness centers. Projects include roof repairs; upgrades to heating, ventilation, and air conditioning (HVAC), electrical, and plumbing systems; additional classroom and office space; and other major maintenance and improvement projects at all 41 armories and other buildings maintained by the Iowa National Guard. State funds will be used to match federal funds.*
- **Statewide Readiness Centers:** *The Governor is recommending \$2,100,000 for FY 2025 for modernization and improvement projects at National Guard readiness centers around the State. State funds will be matched one-to-one with federal funds.*
- **Camp Dodge Infrastructure Upgrades:** *The Governor is recommending \$550,000 for FY 2025 for continued construction upgrades at the Camp Dodge military installation. Camp Dodge includes more than 300 buildings and 800 full-time employees. The post is home to the Joint Headquarters, the State Emergency Operations Center, National Maintenance and Battle Command Training Centers, the Iowa Gold Star Museum, the Iowa Law Enforcement Academy, and other entities. State funds will be used to match with federal funds.*

Department of Public Safety (DPS)

- **Statewide Interoperability Network:** *The Governor is recommending \$6,424,379 for FY 2025 to fund the maintenance and lease costs associated with the Statewide Land Mobile Radio Communications System. The Governor is also recommending additional funding of \$442,162 from the PRF. In FY 2024, there was an increase in the appropriation amount due to the State contractually assuming an annual maintenance agreement in the amount of \$2,315,350 beginning in FY 2024. The final payment for the lease purchase is estimated to be in FY 2026, and the Motorola maintenance agreement will continue through FY 2030. This communications system supports first responders during daily duties, during planned events, and when responding to emergencies.*

- **Public Safety Equipment Fund:** *The Governor is recommending \$2,500,000 for FY 2025 to provide for the purchase, maintenance, and replacement of equipment used by the DPS. The Governor is also recommending \$2,500,000 from the General Fund for the Public Safety Equipment Fund.*

Board of Regents

- **Tuition Replacement:** *The Governor is recommending \$26,500,000 for FY 2025. The funding is used to pay debt service on academic revenue bonds. The appropriation replaces student tuition and fees required to pay the debt service on academic revenue bonds authorized by the General Assembly in prior fiscal years. The academic revenue bonds issued by the Board of Regents are secured by student tuition and fees and are considered independent and not part of State obligations.*
- **UNI Industrial Technology Center:** *The Governor is recommending \$3,850,000 in FY 2025. This funding is to recover the cost of the emergency steam tunnel repairs that were redirected from enacted RIF appropriations for the Industrial Technology Center in [Senate File 577](#) (FY 2024 Infrastructure Appropriations Act).*
- **Iowa Lakeside Lab Infrastructure:** *The Governor is recommending \$1,500,000 in FY 2025 to renovate the Iowa Lakeside Laboratory housing facility. According to the Board of Regents [Annual Facilities Report](#), the total project cost is \$8,912,000 to demolish two existing motel buildings used for student housing and to build a new residence hall.*

Department of Transportation (DOT)

- **Recreational Trails:** *The Governor is recommending \$2,500,000 for FY 2025 for the State Recreational Trails Program. Funds for the Program are used for grants for statewide recreational trails, including multiuse trails and off-road paths.*
- **Public Transit Infrastructure Grants:** *The Governor is recommending \$1,500,000 for FY 2025 for public transit infrastructure grants through the Public Transit Infrastructure Grant Fund. Grants are provided for infrastructure-related projects at the 35 public transit agencies throughout the State.*
- **Railroad Revolving Loan and Grant:** *The Governor is recommending \$2,000,000 for FY 2025 for the Railroad Revolving Loan and Grant Program. The funds are used to provide grants and loans for construction and improvements to railroad facilities, such as railroad main lines, branch lines, switching yards, sidings, rail connections, intermodal yards, and highway grade separations.*
- **Commercial Service Airports:** *The Governor is recommending \$1,900,000 for FY 2025 for vertical infrastructure improvements at commercial service airports. There are eight commercial service airports in the State. They are located in Burlington, Cedar Rapids, Des Moines, Dubuque, Fort Dodge, Mason City, Sioux City, and Waterloo.*
- **General Aviation Airports:** *The Governor is recommending \$1,000,000 for FY 2025 for vertical infrastructure improvements at general aviation airports. General aviation vertical infrastructure projects receive State matching grants of up to 85.00% of the total project costs and require a minimum level of \$5,000 in local match to be considered. Eligible airports apply to the DOT Office of Aviation, and projects are considered for funding by the Transportation Commission. These grants are available only to general aviation airports.*

Treasurer of State

County Fairs Infrastructure: *The Governor is recommending \$1,060,000 for FY 2025 for distribution to county fair societies that belong to the Association of Iowa Fairs. Funds are used for vertical infrastructure improvements at the 105 county fairs in the Association. Each county fair will receive approximately \$10,100.*

Veterans Affairs

Cemetery Equipment Replacement: *The Governor is recommending \$168,388 for FY 2025 for cemetery equipment replacement.*

Technology Reinvestment Fund

By statute, \$17,500,000 is appropriated from the General Fund to the TRF (Iowa Code section [8.57\(3\)](#)). *In lieu of the General Fund appropriation, the Governor is recommending \$16,585,215 be appropriated from the RIF to the TRF for FY 2025. Total recommended appropriations from the TRF are \$16,585,215 in FY 2025.*

Appropriations Previously Enacted — FY 2019 through FY 2025

Department of Health and Human Services		
Medicaid Technology — The General Assembly has appropriated a total of \$9,799,355 for a Medicaid Management Information System beginning in FY 2019. FY 2025 is the last year of this previously enacted funding.	FY 2019	\$636,000
	FY 2020	\$1,228,535
	FY 2021	\$1,979,319
	FY 2022	\$1,625,363
	FY 2023	\$1,416,680
	FY 2024	\$1,578,280
	FY 2025	\$1,355,178

Governor’s FY 2025 Recommendation from the Technology Reinvestment Fund (TRF)

Attorney General

Cybersecurity and IT Infrastructure: *The Governor is recommending \$278,503 in FY 2025 for continued cybersecurity and IT infrastructure. This appropriation would fund the continued improvement and standardization of office equipment and software.*

Department of Corrections (DOC)

DOC Technology: *The Governor is recommending \$3,604,279 in FY 2025 for technology projects. The projects include:*

- \$2,464,779 for camera upgrades and replacements at prisons and judicial districts.
- \$200,000 for Iowa Medical and Classification Center (IMCC) pharmacy pill counting/sealing machine replacements.
- \$100,000 for IMCC network switch equipment replacements.
- \$500,000 for Iowa Correctional Institution for Women (ICIW) network switch equipment replacements.
- \$200,000 for statewide ICIW/IMCC server replacement.
- \$139,500 for various Community-Based Corrections (CBC) technology updates.

Department of Education

- **Iowa Communications Network (ICN) Part III Maintenance and Leases:** *The Governor is recommending \$2,727,000 for FY 2025. This funding is to pay the costs of maintenance and leases associated with Part III fiber connections for the ICN. The fiberoptic cables for Part III sites are leased from the private sector vendors that installed the cable. The ICN administers leased digital data circuits to over 400 K-12 facilities and districts, libraries, and Area Education Agencies (AEAs).*
- **Statewide Education Data Warehouse:** *The Governor is recommending \$600,000 for FY 2025 for continued development and implementation of a statewide education data warehouse. The funds will support the statewide education data warehouse that is used in conjunction with systemwide improvements for education resources and accessibility of the resources.*
- **Iowa PBS Digital Asset Management System:** *The Governor is recommending \$196,000 for FY 2025 for the Iowa PBS digital asset management system. This funding would support the annual software, cloud software, and closed captioning for the system.*

Department of Homeland Security and Emergency Management

Emergency Medical Services Mass Messaging System: *The Governor is recommending \$400,000 for FY 2025. The funds will be used to operate the System, which is available free of charge to all counties. The System can be used by State and local authorities to quickly disseminate emergency information to residents of counties.*

Department of Health and Human Services

- **Medicaid Technology:** *The Governor is recommending \$1,335,178 for FY 2025 for the Medicaid Management Information System. This appropriation was enacted in a prior legislative session. The Governor is recommending the enacted appropriation remain unchanged.*
- **Medicaid Enterprise Modernization Effort (MEME) Maintenance and Operations:** *The Governor is recommending \$330,000 for FY 2025. Iowa Medicaid recently launched a systems modernization initiative called the [MEME](#) that is focused on updated Medicaid systems and simplifying processes.*

Department of Management (DOM)

- **Searchable Online Database (Transparency Project):** *The Governor is recommending \$45,000 for FY 2025 for continued funding of the development of the searchable online database.*
- **Electronic Grants Management System:** *The Governor is recommending \$70,000 for FY 2025 for continued funding of the Electronic Grants Management System. iowaGrants.gov provides a single portal for potential applicants to search for open solicitations for ongoing grant programs offered by State agencies.*
- **Local Government Budget and Property Tax System:** *The Governor is recommending \$120,000 for FY 2025 to upgrade and redesign the budget and property tax system. The System is used annually by local governments to submit information to the DOM.*
- **Socrata Licensing:** *The Governor is recommending \$382,131 for FY 2025 for Socrata software licensing. This is a subscription to a platform that provides the public access to online data sets published by the Executive Branch. Information is available at www.data.iowa.gov.*
- **Criminal Justice Information System (CJIS):** *The Governor is recommending \$1,400,000 for FY 2025. The CJIS allows the automated exchange of criminal justice information among local, State, and federal criminal justice agencies. This funding was previously appropriated to the HHS in FY 2024. The Governor is recommending aligning this funding under the DOM.*
- **Justice Data Warehouse:** *The Governor is recommending \$282,664 for FY 2025 for continued maintenance and hosting costs of the Justice Data Warehouse Teradata platform. This funding was previously appropriated to the HHS in FY 2024. The Governor is recommending aligning this funding under the DOM.*

Department of Revenue (IDR)

Tax System Modernization: *The Governor is recommending \$4,070,460 for FY 2025 to upgrade public-facing systems used for tax collection. The IDR received \$1,070,460 in FY 2020 from the General Fund and \$4,070,460 in FY 2021, FY 2022, FY 2023, and FY 2024 from the TRF for this project for a total of \$17,352,300 in funding to date.*

Secretary of State (SOS)

Cyber Technology: *The Governor is recommending \$324,000 in FY 2025. This funding includes:*

- \$170,000 for a Security Information and Event Management (SIEM) cyber and cyber analysis.
- \$139,000 for assessment of testing of technology systems, checkpoint, and firewall.
- \$15,000 for IT equipment and software.

Treasurer of State

- **Clearwater Software:** *The Governor is recommending \$192,000 in FY 2025. This software would assist the Treasurer of State in tracking investments and monthly interest allocations.*
- **Tyler Tech Software:** *The Governor is recommending \$228,000 in FY 2025. This software would assist the Treasurer of State's Office in daily bank and fund reconciliations with the Integrated Information for Iowa (I/3) State accounting system.*

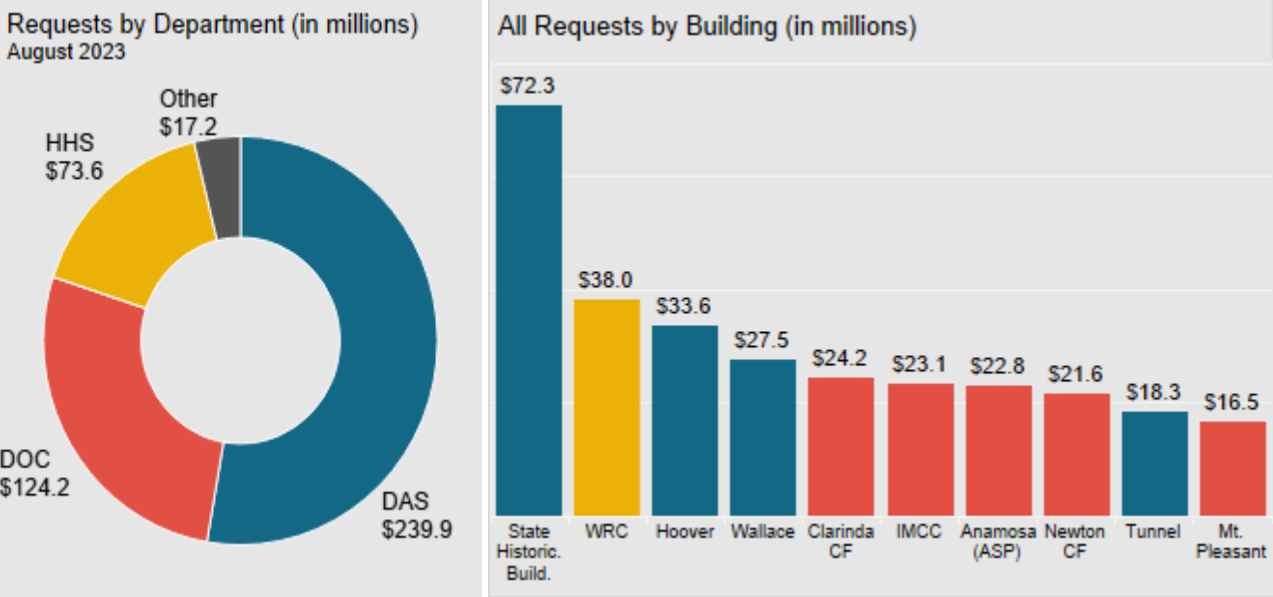
Discussion Items

Judicial Branch Budget Request — Iowa Code section [602.1301](#) was amended by 2022 Iowa Acts, [House File 2558](#) (FY 2023 Judicial Branch Appropriations Act), and the language requiring the Department of Management to submit the Judicial Branch budget to the Governor for inclusion without change as part of the Governor’s proposed budget request to the General Assembly was removed. In accordance with Iowa Code section [602.1301](#), the Judicial Branch submitted its budget request on December 1, 2023. The Judicial Branch requested the following from the RIIF for FY 2025:

- \$481,000 for new furniture and equipment following the Dallas County Courthouse renovation.
- \$111,000 for furniture replacement and purchases following the Johnson County Courthouse renovation.
- \$475,000 to replace the chiller in the Judicial Branch building.

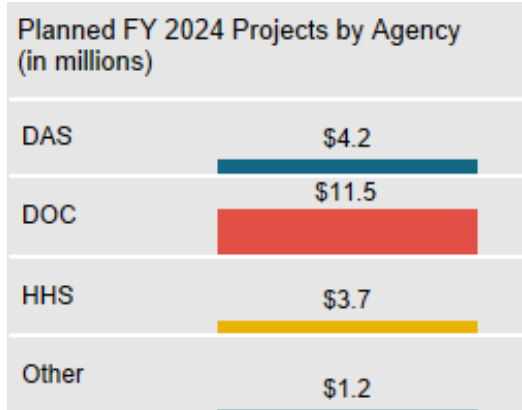
Summer 2023 Major Maintenance List

The DAS defines major maintenance as “expenditures made beyond the regular, normal upkeep of physical properties for the repair or replacement of failed or failing building components.” Between FY 2019 and estimated FY 2024, the Department received \$116,500,000 in State appropriations to fund major maintenance activities. Major maintenance requests totaled \$454,924,872 in summer 2023. The charts below display major maintenance requests by the departments and the Capitol Complex, which is managed by the DAS.



A number of agencies request major maintenance funding from the DAS. However, most requests are for buildings on the Capitol Complex, for DOC facilities, and for HHS facilities. The chart on the top right displays total requests for the top 10 facilities by dollar amount. The chart also includes requests for service and pedestrian tunnel repairs on the Capitol Complex. These 10 buildings (or categories) account for \$297,943,252 of the total requests. Another important note is that a single project can considerably change the total need of a single facility. For instance, in the case of the Wallace and Hoover buildings, repairs to the HVAC system are estimated at \$22,500,000 and \$23,348,876, respectively. Similarly, a utility project at the WRC has an estimated cost of \$26,845,000 over nine phases. Requests for the State Historical Building (SHB) consist of a number of projects. The largest of these requests include replacing the building envelope (\$39,000,000) and replacing the HVAC (\$18,311,630).

Currently, no appropriations for major maintenance are enacted past FY 2024. Based on the appropriation of \$20,000,000 for FY 2024, the DAS has identified a list of projects that are currently planned to be funded this fiscal year. These plans and estimated project costs could change as projects are reassessed. Planned project totals by department are presented on the previous page. The DOC is expected to receive \$11,458,000 over this time. The HHS is expected to receive \$3,720,000, and the Capitol Complex is expected to receive \$4,997,000.



Rebuild Iowa Infrastructure Fund

The RIIF ended FY 2023 with a balance of \$72,308,752. Revenues from State Wagering Taxes ended FY 2023 slightly higher than forecasted. Estimates for FY 2024 and FY 2025 have been revised downward at recent meetings of the Revenue Estimating Conference. These revenue decreases are due to expected decreases in gambling taxes paid by Iowa casinos. However, estimates for reserve fund interest and Master Settlement Agreement (MSA) tobacco payment transfers deposited into RIIF have been revised upward for FY 2024. After these changes, the estimated ending balance for FY 2024 is \$85,311,488. After currently enacted appropriations are considered, it is estimated that \$245,677,179 will be available for appropriation in FY 2025. The figure below does not incorporate the Governor’s recommendations.

	Actual FY 2023	Estimated FY 2024	Estimated FY 2025
Funds Available			
Balance Forward	\$ 102,167,947	\$ 72,308,752	\$ 85,311,488
Total Casino Wagering Taxes	219,039,215	189,557,000	157,757,000
Interest	26,121,037	40,700,000	40,700,000
Tobacco Settlement Payments	14,373,561	38,521,532	9,408,691
Total Funds Available	<u>361,701,760</u>	<u>341,087,284</u>	<u>293,177,179</u>
Appropriations	291,587,568	255,775,796	47,500,000
Reversions	-2,194,560	0	0
Ending Balance	<u>\$ 72,308,752</u>	<u>\$ 85,311,488</u>	<u>\$ 245,677,179</u>
FY 2025 Estimated Available Funding			\$ 245,677,179

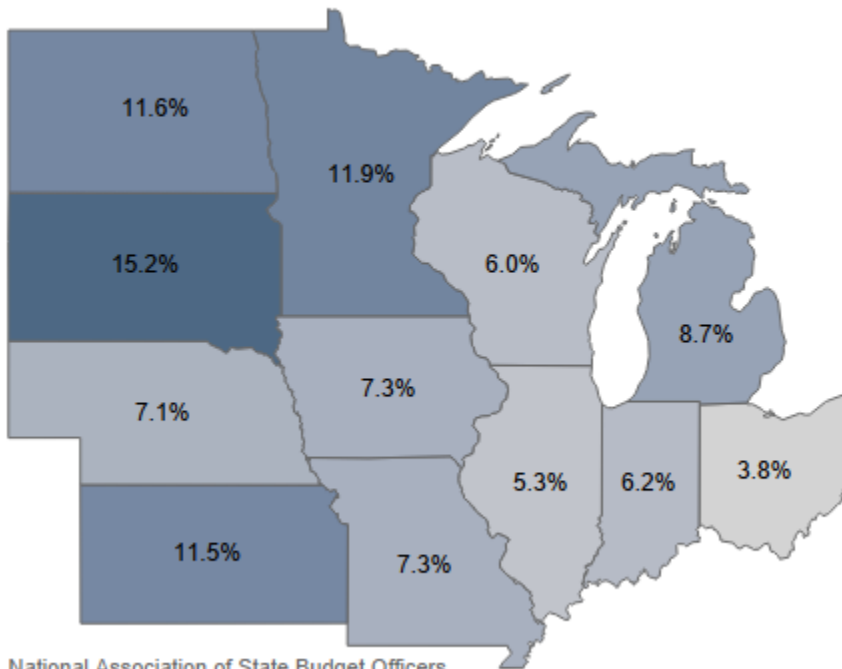
Year-to-Date State Gambling Revenue

State wagering taxes are imposed on casino table games and slot machines and make up the vast majority of revenue remitted to the State from casinos. For the first half of FY 2024, State tax from Iowa casinos was lower than what was collected in FY 2022 and FY 2023 for the same months. The figure below includes the state wagering taxes by fiscal quarter for Iowa casinos since 2018.

Iowa Casino State Tax by Fiscal Quarter (in millions)							
	2018	2019	2020	2021	2022	2023	2024
Q1	\$68.2	\$68.8	\$68.8	\$65.7	\$81.6	\$82.1	\$78.5
Q2	\$73.4	\$73.6	\$75.8	\$71.1	\$88.1	\$84.9	\$84.3
Q3	\$74.6	\$71.8	\$62.9	\$83.7	\$88.2	\$87.6	
Q4	\$75.5	\$76.9	\$23.3	\$94.1	\$91.5	\$87.4	
Total	\$291.8	\$291.1	\$230.8	\$314.5	\$349.4	\$342.0	\$162.8

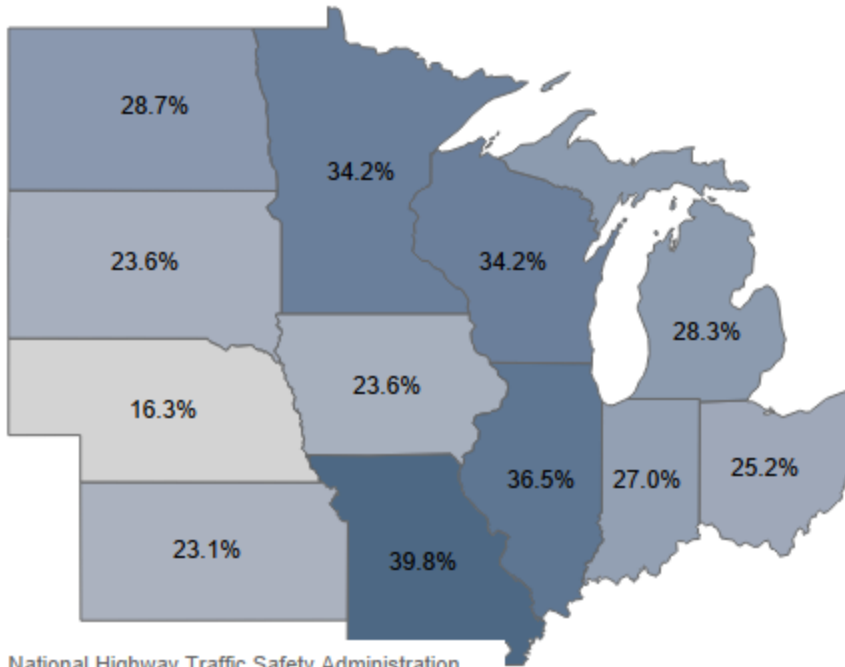
Comparison to Other States — Transportation Outcomes

Percentage of Transportation Expenditure Compared to Total Expenditure — FY 2023



Source: National Association of State Budget Officers, State Expenditure Report

Percentage of Traffic Fatalities That Are Speeding Related — 2021



Source: National Highway Traffic Safety Administration, Traffic Safety Facts 2021

Legislative Services Agency (LSA) Publications

The following recent publications by the LSA are related to the Transportation, Infrastructure, and Capitals Appropriations Subcommittee:

Fiscal Topics:

[*Transportation Investment Moves the Economy in the Twenty-First Century \(TIME-21\) Fund*](#)

[*Statutory Off-the-Top Allocations from the Road Use Tax Fund — FY 2023*](#)

[*Revitalize Iowa’s Sound Economy \(RISE\) Program*](#)

[*State Gaming Revenue — FY 2023*](#)

[*Technology Reinvestment Fund*](#)

[*Vertical Infrastructure Requirement Exemptions*](#)

[*Major Maintenance List — August 2023*](#)

[*Sports Wagering Receipts Fund*](#)

Reports Required to Be Filed with General Assembly

Reports and other documents required to be filed with the General Assembly are organized by submitting department and by date and are published on this [webpage](#).

LSA Staff Contacts: Maria Wagenhofer (515.281.5270) maria.wagenhofer@legis.iowa.gov

Garry Martin (515.281.4611) garry.martin@legis.iowa.gov



Appendix F – Infrastructure Balance Sheets

Analysis of the Governor’s Budget Recommendations

The following pages show the balance sheets for the Rebuild Iowa Infrastructure Fund (RIIF) and the Technology Reinvestment Fund (TRF).

Rebuild Iowa Infrastructure Fund — Governor's Recommendations

LSA Staff Contact: Maria Wagenhofer (515.281.5270) maria.wagenhofer@legis.iowa.gov

Note: Standing appropriations are in bold.

	Enacted		Gov. Rec. FY 2025
	Actual FY 2023	Estimated FY 2024	
Revenues and Resources			
Balance Forward	\$ 102,135,693	\$ 72,308,752	\$ 85,311,488
Adjustment to Balance Forward	32,254		
Wagering Tax and Fees	204,209,066	175,157,000	143,357,000
Revenue Bond Debt Service Fund Transfer	10,990,237	10,650,000	10,650,000
Federal Subsidy Holdback Fund Transfer	3,839,912	3,750,000	3,750,000
State Wagering Taxes and Fees	219,039,215	189,557,000	157,757,000
Interest	26,121,037	40,700,000	40,700,000
MSA Tobacco Payments	12,163,968	36,311,937	7,199,096
MSA Tobacco Litigation Settlements	2,209,593	2,209,595	2,209,595
Total Resources	\$ 361,701,760	\$ 341,087,284	\$ 293,177,179
Appropriations			
Administrative Services			
Major Maintenance	\$ 20,000,000	\$ 20,000,000	\$ 35,000,000
Routine Maintenance (standing appropriation)	2,000,000	2,000,000	2,000,000
Capitol Complex Security Cameras	1,000,000	200,000	-
Capitol Planning Commission Monuments Fund	500,000	-	-
Fleet Building Demolition	-	-	1,997,500
Elevator Upgrades/Replacements	-	-	5,364,500
Agriculture & Land Stewardship			
Water Quality Initiative	8,200,000	8,200,000	8,200,000
Renewable Fuel Infrastructure Fund	10,000,000	10,000,000	10,000,000
Renewable Fuel Infrastructure Fund Supplement	-	5,000,000	-
Fertilizer Management	1,000,000	1,000,000	1,000,000
Department for the Blind			
Building Repairs	196,900	232,000	225,600
Corrections			
Clarinda Kitchen Renovation	4,000,000	-	-
Clarinda Kitchen FF&E	750,000	-	-
DOC Capital Projects	4,900,000	-	-
DOC Capitals - Prison Body Scanners	-	865,000	-
DOC Capitals - MPCF Apprenticeship Building	-	1,200,000	-
DOC Capitals - IMCC Electrical Upgrade	-	2,800,000	-
Cultural Affairs			
Great Places Infrastructure Grants	1,000,000	-	-
Strengthening Communities Grants - Rural YMCAs	250,000	-	-
Economic Development			
Community Attraction & Tourism Grants	10,000,000	10,000,000	10,000,000
Destination Iowa Grants	-	6,500,000	6,500,000
Regional Sports Authorities	500,000	700,000	700,000
Vacant Buildings Demolition Fund	1,000,000	-	-
Vacant Buildings Rehabilitation Fund	1,000,000	-	-
Sports Tourism Infrastructure Program Fund	12,000,000	-	-
Junior Olympics	150,000	-	-
Strengthening Communities Grants - Rural YMCAs	-	250,000	250,000
USS Iowa Battleship Deck Renovation	-	-	750,000
Education			
ISD - Girls' Dormitory Renovation	-	5,700,000	-
Ethics and Campaign Disclosure Board			
Office Space Renovations	-	66,000	-
Iowa Communications Network			
Lucas Building Switch Room HVAC	-	578,412	-
Health and Human Services			
Brain Injury Rehabilitation Facility - On With Life	1,000,000	750,000	-
ChildServe Project	750,000	-	-
Major Projects - HHS Facility Renovation and Remodeling	3,161,000	-	-
Major Projects - Woodward Tunnel Decentralization	-	5,572,736	21,700,000
Newborn Safety Box	-	15,000	-
Maintenance Health Safety Loss - CCUSO Patient Doors Conversion	-	-	50,000
Major Projects - Lucas Building Renovation	-	-	10,000,000
Major Projects - CCUSO Renovation	-	-	7,000,000
Major Projects - Iowa Medical Examiner Office Expansion	-	-	36,300,000

Rebuild Iowa Infrastructure Fund — Governor's Recommendations

LSA Staff Contact: Maria Wagenhofer (515.281.5270) maria.wagenhofer@legis.iowa.gov

Note: Standing appropriations are in bold.

	Enacted		Gov. Rec. FY 2025
	Actual FY 2023	Estimated FY 2024	
Homeland Security and Emergency Management			
Flood Study	650,000	-	-
Iowa Finance Authority			
<i>State Housing Trust Fund (standing appropriation)</i>	3,000,000	3,000,000	3,000,000
Judicial Branch			
County Courthouse Equipment and Furniture	624,518	-	-
Woodbury County Project	165,000	100,000	-
Judicial Building Improvements	-	-	475,000
Legislative Branch			
<i>Capitol Building Maintenance (standing appropriation)</i>	500,000	500,000	500,000
State Capitol Corner Domes	5,250,000	-	-
Management			
<i>Environment First Fund (standing appropriation)</i>	42,000,000	42,000,000	42,000,000
Technology Reinvestment Fund	20,500,000	18,390,290	16,585,215
Natural Resources			
Lake Restoration & Water Quality	9,600,000	9,600,000	9,600,000
State Park Infrastructure	5,000,000	5,000,000	5,000,000
Water Trails and Low Head Dam Grants	1,500,000	1,500,000	1,500,000
On-Stream Impoundment Fund	500,000	-	-
Fort Atkinson	350,000	-	-
Community Forestry Grant Program	250,000	250,000	250,000
Iowa State Fair Building Renovation	-	500,000	-
Honey Creek	-	6,000,000	-
Law Enforcement Radios	-	-	1,565,000
Public Defense			
Facility/Armory Maintenance	2,100,000	2,100,000	2,100,000
Statewide Modernization - Readiness Centers	2,100,000	2,100,000	2,100,000
Camp Dodge Infrastructure Upgrades	550,000	550,000	550,000
JFHQ Chiller Replacement	-	2,442,000	-
WDM Armory	3,700,000	1,000,000	-
Public Safety			
Statewide Communications System	4,330,150	6,754,358	6,424,379
DPS Equipment Fund	2,500,000	2,500,000	2,500,000
Fire Fighter Training Center	2,100,000	-	-
Regents			
Tuition Replacement	27,900,000	27,900,000	26,500,000
ISU - Student Innovation Center	2,000,000	-	-
ISU - Veterinary Diagnostic Laboratory	28,600,000	-	-
UNI - Industrial Technology Center	26,500,000	-	3,850,000
ISU - Veterinary Diagnostic Laboratory Phase 2	-	18,000,000	-
Iowa Lakeside Lab Infrastructure	-	-	1,500,000
State Fair			
Barn Restoration	6,000,000	6,000,000	-
Transportation			
Recreational Trails	2,500,000	2,500,000	2,500,000
Public Transit Vertical Infrastructure Grants	1,500,000	1,000,000	1,500,000
Railroad Revolving Loan and Grant	2,000,000	500,000	2,000,000
Comm. Air Service Vertical Infrastructure Grants	1,900,000	1,900,000	1,900,000
General Aviation Vertical Infrastructure Grants	1,000,000	1,000,000	1,000,000
Commercial Air Service Terminals	-	10,000,000	-
Treasurer			
County Fair Infrastructure	1,060,000	1,060,000	1,060,000
Veterans Affairs			
Cemetery Equipment Replacement	-	-	168,388
Net Appropriations	<u>\$ 291,587,568</u>	<u>\$ 255,775,796</u>	<u>\$ 293,165,582</u>
Reversions	<u>(2,194,560)</u>	<u>-</u>	<u>-</u>
Ending Balance	<u>\$ 72,308,752</u>	<u>\$ 85,311,488</u>	<u>\$ 11,597</u>

Technology Reinvestment Fund — Governor's Recommendations

LSA Staff Contact: Maria Wagenhofer (515.281.5270) maria.wagenhofer@legis.iowa.gov

	Actual FY 2023	Estimated Net FY 2024	Gov. Rec. FY 2025
Resources			
Beginning Balance	\$ 444,817	\$ 519,424	\$ 10,142
RIIF Appropriation	20,500,000	18,390,290	16,585,215
General Fund Appropriation	0	0	0
Total Resources	\$ 20,944,817	\$ 18,909,714	\$ 16,595,357
Appropriations			
Attorney General's Office			
Cybersecurity & Technology	-	278,503	278,503
Auditor of State			
Server Move to LightEdge	-	292,500	-
Board of Parole			
Technology Programming	-	20,000	-
Corrections			
DOC Radio Software Upgrade	350,000	-	-
Technology Projects	2,415,954	-	3,604,279
Camera System Upgrades at DOC Institutions	-	1,879,936	-
DOC Body Cameras	-	325,000	-
Education			
Statewide Education Data Warehouse	600,000	600,000	600,000
ICN Part III Maintenance & Leases	2,727,000	2,727,000	2,727,000
Iowa PBS Equipment Replacement	1,000,000	-	-
Digital Asset Management System	-	343,808	196,000
Health and Human Services			
Medicaid Technology	1,416,680	1,578,280	1,335,178
Poison Control Center	34,000	34,000	-
Criminal Justice Info System (CJIS) Integration	-	1,400,000	-
Justice Data Warehouse	-	282,664	-
MEME Maintenance and Operations	-	-	330,000
Homeland Security and Emergency Management			
Mass Notification and Emer. Messaging System	400,000	400,000	400,000
Human Rights			
Criminal Justice Info System (CJIS) Integration	1,400,000	-	-
Justice Data Warehouse	187,980	-	-
Inspections, Appeals, and Licensing			
Health Facilities Database Enhancement	250,000	-	-
Food Safety Data System Enhancement & Interface	410,000	-	-
Admin Hearings E-Filing	100,000	-	-
Iowa Communications Network			
Firewall	1,510,724	-	-
Iowa Law Enforcement Academy			
Simulator Replacement	-	100,000	-
Judicial Branch			
Connect District Phones to JB Building	40,464	-	-
Install/Repurpose Sound Systems	610,000	565,000	-
Woodbury County LEC Technology	-	125,290	-
Management			
Searchable Online Database	45,000	45,000	45,000
Electronic Grant Management System	70,000	50,000	70,000
Local Government Budget & Property Tax Sys.	120,000	120,000	120,000
Socrata Software License	382,131	382,131	382,131
OCIO Phone Management Software	-	3,180,000	-
Local Gov. Property Tax Tech. Update	-	100,000	-
Criminal Justice Info System (CJIS) Integration	-	-	1,400,000
Justice Data Warehouse	-	-	282,664

Technology Reinvestment Fund — Governor's Recommendations

LSA Staff Contact: Maria Wagenhofer (515.281.5270) maria.wagenhofer@legis.iowa.gov

	Actual FY 2023	Estimated Net FY 2024	Gov. Rec. FY 2025
Public Defense			
Technology Projects	500,000	-	-
Public Safety			
Body-Worn Cameras Licensing	385,000	-	-
Revenue			
Tax System Modernization	4,070,460	4,070,460	4,070,460
Secretary of State			
Voter Registration System	1,400,000	-	-
Cyber Technology	-	-	324,000
Treasurer of State			
Clearwater Software	-	-	192,000
Tyler Tech. Software	-	-	228,000
Total Appropriations	20,425,393	18,899,572	16,585,215
Estimated Reversions	-	-	-
Ending Balance	\$ 519,424	\$ 10,142	\$ 10,142

Previously enacted appropriations are in bold.

Note: Medicaid Technology will receive \$1,335,178 in FY 2025.

The following information summarizes FY 2023 General Fund and non-General Fund appropriations for departments under the purview of the Health and Human Services Appropriations Subcommittee. Appropriations are adjusted for several factors throughout the fiscal year, including supplemental appropriations, deappropriations, and adjustments to standing appropriations to account for actual expenditures. Other activity associated with appropriated funds includes balances brought forward, transfers, and reversions. The tables show each of the departments’ appropriations and the changes that occurred throughout the fiscal year. The following information describes each column. Columns described below that are not displayed in the tables did not have any activity

- **Original Appropriation:** This is the amount appropriated in enacted appropriations bills during the 2022 Legislative Session.
- **Adjustment to Standings:** These adjustments represent changes that are made to budgeted standing unlimited appropriations for the purpose of balancing the year-end amount. There are numerous standing unlimited appropriations established in the Iowa Code. The exact amount for each of these appropriations is not known until the close of the fiscal year. As the General Assembly develops the annual budget, an estimated amount is included for budgeting purposes. This estimated appropriation is then adjusted to reflect actual expenditures.
- **Supplemental Appropriations/Deappropriations:** These changes represent the supplemental appropriations and deappropriations enacted during the 2023 Legislative Session.
- **Session Law Adjustment:** During the 2022 Legislative Session [House File 2559](#) (FY 2023 Justice System Appropriations Act) appropriated \$243,797 for allocation across Department of Corrections (DOC) institutions. The Department allocated the funding to the appropriation for DOC Institutional Pharmaceuticals.
- **Salary Adjustment (Other Funds Only):** Several non-General Fund appropriations were authorized to receive appropriation adjustments to fund salary increases for FY 2023.
- **Total Appropriation:** This is the sum of all of appropriations and adjustments listed above. It represents the final appropriation amount after changes were applied.
- **Balance Brought Forward:** These are the appropriated funds allowed to carry forward from FY 2022 to FY 2023. These funds provided additional spendable dollars for FY 2023.
- **Transfers In and Out (General Fund Only):** These adjustments represent transferred appropriation spending authority between enacted appropriations. These transfers are usually implemented by the Governor through the authority provided in Iowa Code section [8.39](#).
- **Balance Carryforward:** These are appropriated funds that are allowed to carry forward from FY 2023 to FY 2024. These funds provide additional spendable dollars for FY 2024.
- **Reversions:** These are the unspent appropriated funds that revert back to the fund from which they were appropriated.
- **Total Adjustments:** This is the sum of the Balance Brought Forward, Transfers, Balance Carryforward, and Reversions.
- **Total Expended:** This number represents the appropriation after all of the above adjustments have been made. The result is the total appropriated funds that were expended in FY 2023.

Transportation, Infrastructure, and Capitals – FY 2023
Other Funds

		Total Appropriation				Total	Adjustments					Total Expended	
		Original Approp	Adj to Standings	Salary Adjustment	Supp & Deapprop		Balance Brought Forward	Transfer In	Transfer Out	Balance Carry Forward	Reversion		Total
Administrative Services Capitals	Capitol Complex Security - RIIF	\$1,000,000	\$0	\$0	\$0	\$1,000,000	\$204,344	\$0	\$0	\$-837,409	\$0	\$-633,066	\$366,934
	Major Maintenance - RIIF	\$20,000,000	\$0	\$0	\$0	\$20,000,000	\$26,230,432	\$0	\$0	\$-28,391,018	\$0	\$-2,160,586	\$17,839,414
	Monument/Artwork Repair Restoration - RIIF	\$500,000	\$0	\$0	\$0	\$500,000	\$0	\$0	\$0	\$0	\$0	\$0	\$500,000
	Routine Maintenance (Standing) - RIIF	\$2,000,000	\$0	\$0	\$0	\$2,000,000	\$0	\$0	\$0	\$0	\$0	\$0	\$2,000,000
Agriculture and Land Stewardship, Dept of	Fertilizer Management - RIIF	\$1,000,000	\$0	\$0	\$0	\$1,000,000	\$0	\$0	\$0	\$-743,223	\$0	\$-743,223	\$256,777
	Renewable Fuels Infra Fund - RIIF	\$10,000,000	\$0	\$0	\$0	\$10,000,000	\$0	\$0	\$0	\$0	\$0	\$0	\$10,000,000
	Water Quality Initiative - RIIF	\$8,200,000	\$0	\$0	\$0	\$8,200,000	\$0	\$0	\$0	\$0	\$0	\$0	\$8,200,000
Blind Capitals, Department for the	Building Repairs - RIIF	\$196,900	\$0	\$0	\$0	\$196,900	\$0	\$0	\$0	\$-88,637	\$0	\$-88,637	\$108,263
Corrections Capitals	Clarinda Correctional Facility Kitchen Expansion - RIIF	\$4,000,000	\$0	\$0	\$0	\$4,000,000	\$5,059,449	\$0	\$0	\$-8,644,298	\$0	\$-3,584,848	\$415,152
	Clarinda Correctional Facility Kitchen FF&E - RIIF	\$750,000	\$0	\$0	\$0	\$750,000	\$0	\$0	\$0	\$-750,000	\$0	\$-750,000	\$0
	DOC Capital Projects - RIIF	\$4,900,000	\$0	\$0	\$0	\$4,900,000	\$0	\$0	\$0	\$-4,900,000	\$0	\$-4,900,000	\$0
	DOC Radio Software Upgrade - TRF	\$350,000	\$0	\$0	\$0	\$350,000	\$0	\$0	\$0	\$-13,915	\$0	\$-13,915	\$336,085
	DOC Tech. Reinvestment Projects - TRF	\$2,415,954	\$0	\$0	\$0	\$2,415,954	\$0	\$0	\$0	\$-1,242,096	\$0	\$-1,242,096	\$1,173,858
	DOC Technology - TRF	\$0	\$0	\$0	\$0	\$0	\$164,823	\$0	\$0	\$0	\$0	\$164,823	\$164,823
Cultural Affairs, Department of	Great Places Infrastructure Grants - RIIF	\$1,000,000	\$0	\$0	\$0	\$1,000,000	\$1,606,689	\$0	\$0	\$-1,921,931	\$0	\$-315,242	\$684,758
	YMCA Strengthen Community Grants - RIIF	\$250,000	\$0	\$0	\$0	\$250,000	\$325,050	\$0	\$0	\$-392,503	\$0	\$-67,453	\$182,547
Economic Development Authority	Community Attraction & Tourism Grants - RIIF	\$10,000,000	\$0	\$0	\$0	\$10,000,000	\$0	\$0	\$0	\$0	\$0	\$0	\$10,000,000
	National Junior Olympics - RIIF	\$150,000	\$0	\$0	\$0	\$150,000	\$0	\$0	\$0	\$0	\$0	\$0	\$150,000
	Regional Sports Authorities - RIIF	\$500,000	\$0	\$0	\$0	\$500,000	\$55,459	\$0	\$0	\$-60,959	\$0	\$-5,500	\$494,500
	Sports Tourism Infrastructure Program Fund - RIIF	\$12,000,000	\$0	\$0	\$0	\$12,000,000	\$0	\$0	\$0	\$0	\$0	\$0	\$12,000,000
	Sports Tourism Marketing Program Fund - SWRF	\$1,500,000	\$0	\$0	\$0	\$1,500,000	\$0	\$0	\$0	\$0	\$0	\$0	\$1,500,000
	Vacant State Bldgs Demolition Fund - RIIF	\$1,000,000	\$0	\$0	\$0	\$1,000,000	\$0	\$0	\$0	\$0	\$0	\$0	\$1,000,000
	Vacant State Bldgs Rehab Fund - RIIF	\$1,000,000	\$0	\$0	\$0	\$1,000,000	\$0	\$0	\$0	\$0	\$0	\$0	\$1,000,000

Transportation, Infrastructure, and Capitals – FY 2023
Other Funds

		Total Appropriation				Adjustments						Total Expended	
		Original Approp	Adj to Standings	Salary Adjustment	Supp & Deapprop	Total	Balance Brought Forward	Transfer In	Transfer Out	Balance Carry Forward	Reversion	Total	
Education, Department of	ICN Part III Leases & Maintenance - TRF	\$2,727,000	\$0	\$0	\$0	\$2,727,000	\$0	\$0	\$0	\$0	\$0	\$0	\$2,727,000
	Iowa PBS Equipment Replacement - TRF	\$1,000,000	\$0	\$0	\$0	\$1,000,000	\$2,807,654	\$0	\$0	\$-2,393,006	\$0	\$414,648	\$1,414,648
	Statewide Ed Data Warehouse - TRF	\$600,000	\$0	\$0	\$0	\$600,000	\$64,731	\$0	\$0	\$0	\$0	\$64,731	\$664,731
Ethics and Campaign Disclosure Board, Iowa	Electronic Filing - TRF	\$0	\$0	\$0	\$0	\$0	\$35,397	\$0	\$0	\$0	\$0	\$35,397	\$35,397
General Assembly Capitals	Capitol Bldg Gutter Replacement - RIIF	\$0	\$0	\$0	\$0	\$0	\$1,210,230	\$0	\$0	\$-501,875	\$0	\$708,355	\$708,355
	Repair and Renovate State Capitol Domes - RIIF	\$5,250,000	\$0	\$0	\$0	\$5,250,000	\$2,660,622	\$0	\$0	\$-3,278,565	\$0	\$-617,944	\$4,632,056
	State Capitol Maintenance Fund - RIIF	\$500,000	\$0	\$0	\$0	\$500,000	\$1,337,130	\$0	\$0	\$-1,866,551	\$0	\$-529,420	\$-29,420
Homeland Security and Emergency Mgmt	Flood Prevention Study - RIIF	\$650,000	\$0	\$0	\$0	\$650,000	\$0	\$0	\$0	\$-84,543	\$0	\$-84,543	\$565,457
	Mass Notification & Emer Messaging - TRF	\$400,000	\$0	\$0	\$0	\$400,000	\$155,489	\$0	\$0	\$-147,511	\$0	\$7,977	\$407,977
	School Safety, Flood Mitigation, Other Emerg - RIIF	\$0	\$0	\$0	\$0	\$0	\$2,176,411	\$0	\$0	\$0	\$-26,493	\$2,149,918	\$2,149,918
Human Rights, Department of	Criminal Justice Info System (CJIS) - TRF	\$1,400,000	\$0	\$0	\$0	\$1,400,000	\$369,570	\$0	\$0	\$-375,394	\$0	\$-5,824	\$1,394,176
	Justice Data Warehouse - TRF	\$187,980	\$0	\$0	\$0	\$187,980	\$14,583	\$0	\$0	\$0	\$0	\$14,583	\$202,563
Human Services Capitals	FACS System Replacement - TRF	\$0	\$0	\$0	\$0	\$0	\$3,447,830	\$0	\$0	\$-995,840	\$0	\$2,451,989	\$2,451,989
	Major Projects - RIIF	\$3,161,000	\$0	\$0	\$0	\$3,161,000	\$6,000,977	\$0	\$0	\$-1,543,795	\$0	\$4,457,182	\$7,618,182
	Medicaid Technology - TRF	\$1,416,680	\$0	\$0	\$0	\$1,416,680	\$4,893,304	\$0	\$0	\$-5,996,643	\$0	\$-1,103,339	\$313,341
	State Poison Control Center - TRF	\$34,000	\$0	\$0	\$0	\$34,000	\$512	\$0	\$0	\$-512	\$0	\$0	\$34,000
Human Services, Department of	Brain Injury Rehabilitation Facility — RIIF	\$1,000,000	\$0	\$0	\$0	\$1,000,000	\$0	\$0	\$0	\$0	\$0	\$0	\$1,000,000
	ChildServe Project - RIIF	\$750,000	\$0	\$0	\$0	\$750,000	\$0	\$0	\$0	\$0	\$0	\$0	\$750,000
Inspections and Appeals, Department of	Administrative Hearings E-Filing Upgrade - TRF	\$100,000	\$0	\$0	\$0	\$100,000	\$0	\$0	\$0	\$-100,000	\$0	\$-100,000	\$0
	CAB Foster Care Registry - TRF	\$0	\$0	\$0	\$0	\$0	\$260,605	\$0	\$0	\$-223,477	\$0	\$37,128	\$37,128
	Food Safety Sys. Enhanc. & GovConnect - TRF	\$410,000	\$0	\$0	\$0	\$410,000	\$0	\$0	\$0	\$-410,000	\$0	\$-410,000	\$0
	Health Facilities Database Enhancement - TRF	\$250,000	\$0	\$0	\$0	\$250,000	\$0	\$0	\$0	\$-250,000	\$0	\$-250,000	\$0
Iowa Finance Authority	State Housing Trust Fund (STND) - RIIF	\$3,000,000	\$0	\$0	\$0	\$3,000,000	\$0	\$0	\$0	\$0	\$0	\$0	\$3,000,000

Transportation, Infrastructure, and Capitals – FY 2023
Other Funds

		Total Appropriation				Adjustments						Total Expended	
		Original Approp	Adj to Standings	Salary Adjustment	Supp & Deapprop	Total	Balance Brought Forward	Transfer In	Transfer Out	Balance Carry Forward	Reversion	Total	
Judicial Branch	Connect District Phones to JB Bldg System - TRF	\$40,464	\$0	\$0	\$0	\$40,464	\$0	\$0	\$0	\$0	\$0	\$0	\$40,464
	County Courthouse Technology - TRF	\$0	\$0	\$0	\$0	\$0	\$503,346	\$0	\$0	\$-338,812	\$0	\$164,534	\$164,534
	Repurpose/Install CTI Sound Systems - TRF	\$610,000	\$0	\$0	\$0	\$610,000	\$0	\$0	\$0	\$0	\$0	\$0	\$610,000
Judicial Branch Capitals	Judicial Building Improvements - RIIF	\$0	\$0	\$0	\$0	\$0	\$35,403	\$0	\$0	\$0	\$0	\$35,403	\$35,403
	Justice Center Furniture & Equip - RIIF	\$0	\$0	\$0	\$0	\$0	\$2,356,749	\$0	\$0	\$-1,265,479	\$0	\$1,091,270	\$1,091,270
	Polk County Justice Center - RIIF	\$0	\$0	\$0	\$0	\$0	\$1,090,931	\$0	\$0	\$0	\$-1,090,931	\$0	\$0
	Remodel Projects/Furniture Requests - RIIF	\$624,518	\$0	\$0	\$0	\$624,518	\$0	\$0	\$0	\$-563,587	\$0	\$-563,587	\$60,931
	Woodbury Co LEC New Construction Project - RIIF	\$165,000	\$0	\$0	\$0	\$165,000	\$0	\$0	\$0	\$-165,000	\$0	\$-165,000	\$0
Management, Department of	Iowa Grants Mgmt Implementation - TRF	\$70,000	\$0	\$0	\$0	\$70,000	\$75,097	\$0	\$0	\$-47,027	\$0	\$28,070	\$98,070
	Local Gov't Budget & Property Tax System - TRF	\$120,000	\$0	\$0	\$0	\$120,000	\$38,223	\$0	\$0	\$-117,005	\$0	\$-78,781	\$41,219
	Searchable Online Databases - TRF	\$45,000	\$0	\$0	\$0	\$45,000	\$90,000	\$0	\$0	\$-83,374	\$0	\$6,626	\$51,626
	Socrata License - TRF	\$382,131	\$0	\$0	\$0	\$382,131	\$100,219	\$0	\$0	\$-19,861	\$0	\$80,358	\$462,489
Natural Resources Capitals	Fort Atkinson State Park Preserve Renovations - RIIF	\$350,000	\$0	\$0	\$0	\$350,000	\$73,500	\$0	\$0	\$-358,000	\$0	\$-284,500	\$65,500
	Lake Restoration & Water Quality - RIIF	\$9,600,000	\$0	\$0	\$0	\$9,600,000	\$14,785,578	\$0	\$0	\$-12,317,133	\$0	\$2,468,446	\$12,068,446
	State Park Infrastructure - RIIF	\$5,000,000	\$0	\$0	\$0	\$5,000,000	\$2,638,600	\$0	\$0	\$-4,375,992	\$0	\$-1,737,392	\$3,262,608
Natural Resources, Department of	Community Forestry Grant Program - RIIF	\$250,000	\$0	\$0	\$0	\$250,000	\$8,730	\$0	\$0	\$-5,730	\$0	\$3,000	\$253,000
	On-Stream Impoundment Restoration - RIIF	\$500,000	\$0	\$0	\$0	\$500,000	\$107,375	\$0	\$0	\$-545,934	\$0	\$-438,559	\$61,441
	Water Trails Low Head Dam Prog. - RIIF	\$1,500,000	\$0	\$0	\$0	\$1,500,000	\$691,177	\$0	\$0	\$-1,431,113	\$0	\$-739,937	\$760,063
Public Defense Capitals	Camp Dodge Infrastructure Upgrades - RIIF	\$550,000	\$0	\$0	\$0	\$550,000	\$97,547	\$0	\$0	\$-219,721	\$0	\$-122,173	\$427,827
	Facility/Armory Maintenance - RIIF	\$2,100,000	\$0	\$0	\$0	\$2,100,000	\$1,484,718	\$0	\$0	\$-1,719,479	\$0	\$-234,762	\$1,865,238
	Modernization of Readiness Ctrs - RIIF	\$2,100,000	\$0	\$0	\$0	\$2,100,000	\$628,468	\$0	\$0	\$-1,681,759	\$0	\$-1,053,291	\$1,046,709
	West Des Moines Armory - RIIF	\$3,700,000	\$0	\$0	\$0	\$3,700,000	\$1,605,430	\$0	\$0	\$-5,057,985	\$0	\$-3,452,555	\$247,445
Public Defense, Department of	Technology Projects - TRF	\$500,000	\$0	\$0	\$0	\$500,000	\$256	\$0	\$0	\$-122,110	\$0	\$-121,854	\$378,146

Transportation, Infrastructure, and Capitals – FY 2023
Other Funds

		Total Appropriation					Adjustments						Total Expended
		Original Approp	Adj to Standings	Salary Adjustment	Supp & Deapprop	Total	Balance Brought Forward	Transfer In	Transfer Out	Balance Carry Forward	Reversion	Total	
Public Health, Department of	State Medical Examiner Office - TRF	\$0	\$0	\$0	\$0	\$0	\$218,351	\$0	\$0	\$0	\$0	\$218,351	\$218,351
Public Safety Capitals	Fire Fighter Training Facility - RIIF	\$2,100,000	\$0	\$0	\$0	\$2,100,000	\$0	\$0	\$0	\$-2,088,590	\$0	\$-2,088,590	\$11,410
	Human Trafficking Hotel/Motel Training Sys - TRF	\$0	\$0	\$0	\$0	\$0	\$76,700	\$0	\$0	\$-43,239	\$0	\$33,461	\$33,461
	Lab Information Mgmt System - TRF	\$0	\$0	\$0	\$0	\$0	\$224,205	\$0	\$0	\$0	\$0	\$224,205	\$224,205
Public Safety, Department of	Ballistic Vests - RIIF	\$0	\$0	\$0	\$0	\$0	\$35,924	\$0	\$0	\$0	\$0	\$35,924	\$35,924
	Criminal History Record System - TRF	\$0	\$0	\$0	\$0	\$0	\$600,000	\$0	\$0	\$-600,000	\$0	\$0	\$0
	DPS Body-Worn Cameras Licensing - TRF	\$385,000	\$0	\$0	\$0	\$385,000	\$0	\$0	\$0	\$-385,000	\$0	\$-385,000	\$0
	DPS HQ Data Center UPS Replacement - TRF	\$0	\$0	\$0	\$0	\$0	\$74,000	\$0	\$0	\$-74,000	\$0	\$0	\$0
	Oracle Database Appliance - TRF	\$0	\$0	\$0	\$0	\$0	\$55,056	\$0	\$0	\$-26,104	\$0	\$28,953	\$28,953
	Public Safety Equipment Fund - RIIF	\$2,500,000	\$0	\$0	\$0	\$2,500,000	\$0	\$0	\$0	\$0	\$0	\$0	\$2,500,000
	State Interop. Comm. System - RIIF	\$4,330,150	\$0	\$0	\$0	\$4,330,150	\$0	\$0	\$0	\$0	\$0	\$0	\$4,330,150
Regents Capitals	ISD - Long Hall Renovation - RIIF	\$0	\$0	\$0	\$0	\$0	\$700,595	\$0	\$0	\$0	\$0	\$700,595	\$700,595
	ISU - College of Veterinary Medicine - RIIF	\$28,600,000	\$0	\$0	\$0	\$28,600,000	\$2,769,560	\$0	\$0	\$-2,354,942	\$0	\$414,619	\$29,014,619
	ISU - Student Innovation Center - RIIF	\$2,000,000	\$0	\$0	\$0	\$2,000,000	\$0	\$0	\$0	\$0	\$0	\$0	\$2,000,000
	UNI - Industrial Tech Center - RIIF	\$26,500,000	\$0	\$0	\$0	\$26,500,000	\$10,671,800	\$0	\$0	\$-21,974,982	\$0	\$-11,303,182	\$15,196,818
Regents, Board of	Regents Tuition Replacement - RIIF	\$27,900,000	\$0	\$0	\$0	\$27,900,000	\$1,457,951	\$0	\$0	\$-973,283	\$0	\$484,668	\$28,384,668
Revenue, Department of	Tax System Modernization - TRF	\$4,070,460	\$0	\$0	\$0	\$4,070,460	\$0	\$0	\$0	\$0	\$0	\$0	\$4,070,460
Secretary of State, Office of the	Voter Registration System Update - TRF	\$1,400,000	\$0	\$0	\$0	\$1,400,000	\$4,724,102	\$0	\$0	\$-3,970,874	\$0	\$753,228	\$2,153,228
State Fair Authority Capitals	Barn Restoration - RIIF	\$6,000,000	\$0	\$0	\$0	\$6,000,000	\$0	\$0	\$0	\$-5,595,288	\$0	\$-5,595,288	\$404,712
Telecommunications and Tech Commission	Firewall/DDoS Protection - TRF	\$1,510,724	\$0	\$0	\$0	\$1,510,724	\$1,086,670	\$0	\$0	\$-1,647,510	\$0	\$-560,840	\$949,884
Transportation Capitals	PRF - ADA Improvements	\$0	\$0	\$0	\$0	\$0	\$26,777	\$0	\$0	\$-26,777	\$0	\$0	\$0
	PRF - Ames Administration Building	\$0	\$0	\$0	\$0	\$0	\$11,024,425	\$0	\$0	\$-7,456,078	\$0	\$3,568,347	\$3,568,347
	PRF - Electronic Records Management System	\$210,000	\$0	\$0	\$0	\$210,000	\$0	\$0	\$0	\$-147,636	\$0	\$-147,636	\$62,364

Transportation, Infrastructure, and Capitals – FY 2023
Other Funds

		Total Appropriation				Adjustments						Total Expended	
		Original Approp	Adj to Standings	Salary Adjustment	Supp & Deapprop	Total	Balance Brought Forward	Transfer In	Transfer Out	Balance Carry Forward	Reversion	Total	
Transportation Capitals	PRF - Facility Major Maintenance & Enhancements	\$5,300,000	\$0	\$0	\$0	\$5,300,000	\$658,799	\$0	\$0	\$-1,504,871	\$0	\$-846,072	\$4,453,928
	PRF - Facility Routine Maintenance & Preservation	\$4,700,000	\$0	\$0	\$0	\$4,700,000	\$3,487,413	\$0	\$0	\$-3,839,628	\$0	\$-352,215	\$4,347,785
	PRF - Garage Roofing Projects	\$0	\$0	\$0	\$0	\$0	\$31,839	\$0	\$0	\$0	\$0	\$31,839	\$31,839
	PRF - HVAC Improvements	\$0	\$0	\$0	\$0	\$0	\$61,765	\$0	\$0	\$-7,684	\$0	\$54,080	\$54,080
	PRF - Sioux City Combined Facility	\$0	\$0	\$0	\$0	\$0	\$18,880,720	\$0	\$0	\$-5,735,315	\$0	\$13,145,405	\$13,145,405
	PRF - Utility Improvements	\$0	\$0	\$0	\$0	\$0	\$21,061	\$0	\$0	\$-748	\$0	\$20,314	\$20,314
	RUTF - Dallas County Driver's License	\$0	\$0	\$0	\$0	\$0	\$128	\$0	\$0	\$0	\$-128	\$0	\$0
	RUTF - Electronic Records Management System	\$3,290,000	\$0	\$0	\$0	\$3,290,000	\$0	\$0	\$0	\$-2,312,967	\$0	\$-2,312,967	\$977,033
	RUTF - MVE Field Facilities Maintenance	\$400,000	\$0	\$0	\$0	\$400,000	\$304,988	\$0	\$0	\$-486,348	\$0	\$-181,360	\$218,640
	RUTF - Scale/MVD Facilities Maint.	\$400,000	\$0	\$0	\$0	\$400,000	\$190,204	\$0	\$0	\$-466,119	\$0	\$-275,915	\$124,085
Transportation, Department of	Commercial Aviation Infra Grants - RIIIF	\$1,900,000	\$0	\$0	\$0	\$1,900,000	\$2,207,526	\$0	\$0	\$-2,728,952	\$0	\$-521,426	\$1,378,574
	General Aviation Infra Grants - RIIIF	\$1,000,000	\$0	\$0	\$0	\$1,000,000	\$1,107,638	\$0	\$0	\$-1,648,137	\$0	\$-540,499	\$459,501
	PRF - Auditor Reimbursement	\$583,080	\$0	\$0	\$0	\$583,080	\$0	\$0	\$0	\$0	\$-56,622	\$-56,622	\$526,458
	PRF - DAS Personnel & Utility Services	\$2,492,449	\$0	\$0	\$0	\$2,492,449	\$0	\$0	\$0	\$0	\$-281,269	\$-281,269	\$2,211,180
	PRF - DOT Unemployment Comp.	\$138,000	\$0	\$0	\$0	\$138,000	\$0	\$0	\$0	\$0	\$-118,443	\$-118,443	\$19,557
	PRF - DOT Workers' Compensation	\$3,496,159	\$0	\$0	\$0	\$3,496,159	\$0	\$0	\$0	\$0	\$0	\$0	\$3,496,159
	PRF - Field Facility Deferred Maint.	\$0	\$0	\$0	\$0	\$0	\$591	\$0	\$0	\$-33	\$0	\$557	\$557
	PRF - Garage Fuel & Waste Mgmt.	\$1,000,000	\$0	\$0	\$0	\$1,000,000	\$0	\$0	\$0	\$0	\$-3,856	\$-3,856	\$996,144
	PRF - Indirect Cost Recoveries	\$660,000	\$0	\$0	\$0	\$660,000	\$0	\$0	\$0	\$0	\$-165,313	\$-165,313	\$494,687
	PRF - Inventory & Equip.	\$12,700,000	\$0	\$0	\$0	\$12,700,000	\$0	\$0	\$0	\$0	\$0	\$0	\$12,700,000
	PRF - Motor Vehicle	\$1,161,169	\$0	\$33,091	\$0	\$1,194,260	\$0	\$0	\$0	\$0	\$-17,720	\$-17,720	\$1,176,540
	PRF - Rest Area Facility Maintenance	\$400,000	\$0	\$0	\$0	\$400,000	\$23,623	\$0	\$0	\$-37,781	\$0	\$-14,158	\$385,842
PRF - Statewide Communications System	\$296,665	\$0	\$0	\$0	\$296,665	\$0	\$0	\$0	\$0	\$0	\$0	\$296,665	

Transportation, Infrastructure, and Capitals – FY 2023
Other Funds

		Total Appropriation				Adjustments						Total Expended	
		Original Approp	Adj to Standings	Salary Adjustment	Supp & Deapprop	Total	Balance Brought Forward	Transfer In	Transfer Out	Balance Carry Forward	Reversion	Total	
Transportation, Department of	PRF - Transportation Maps	\$195,000	\$0	\$0	\$0	\$195,000	\$0	\$0	\$0	\$0	\$-56	\$-56	\$194,944
	PRF - Transportation Operations	\$324,562,935	\$0	\$3,318,072	\$0	\$327,881,007	\$0	\$0	\$0	\$0	\$-14,570,095	\$-14,570,095	\$313,310,912
	Public Transit Infra Grants - RIIF	\$1,500,000	\$0	\$0	\$0	\$1,500,000	\$0	\$0	\$0	\$0	\$0	\$0	\$1,500,000
	Railroad Revolving Loan & Grant - RIIF	\$2,000,000	\$0	\$0	\$0	\$2,000,000	\$0	\$0	\$0	\$0	\$0	\$0	\$2,000,000
	Recreational Trails Grants - RIIF	\$2,500,000	\$0	\$0	\$0	\$2,500,000	\$1,533,230	\$0	\$0	\$-3,207,697	\$0	\$-1,674,467	\$825,533
	RUTF - Auditor Reimbursement	\$94,920	\$0	\$0	\$0	\$94,920	\$0	\$0	\$0	\$0	\$-9,217	\$-9,217	\$85,703
	RUTF - County Treasurers Support	\$1,406,000	\$0	\$0	\$0	\$1,406,000	\$0	\$0	\$0	\$0	\$-1,167	\$-1,167	\$1,404,833
	RUTF - DAS Personnel & Utility Services	\$405,748	\$0	\$0	\$0	\$405,748	\$0	\$0	\$0	\$0	\$-45,788	\$-45,788	\$359,960
	RUTF - Driver's Licenses	\$3,876,000	\$0	\$0	\$0	\$3,876,000	\$0	\$0	\$0	\$0	\$0	\$0	\$3,876,000
	RUTF - Indirect Cost Recoveries	\$90,000	\$0	\$0	\$0	\$90,000	\$0	\$0	\$0	\$0	\$-16,081	\$-16,081	\$73,919
	RUTF - Mississippi River Park Comm.	\$40,000	\$0	\$0	\$0	\$40,000	\$0	\$0	\$0	\$0	\$-13	\$-13	\$39,987
	RUTF - Motor Vehicle	\$27,760,997	\$0	\$43,335	\$0	\$27,804,332	\$0	\$0	\$0	\$0	\$-412,542	\$-412,542	\$27,391,790
	RUTF - Personal Delivery of Services	\$225,000	\$-98,859	\$0	\$0	\$126,141	\$0	\$0	\$0	\$0	\$0	\$0	\$126,141
	RUTF - Statewide Communications System	\$44,329	\$0	\$0	\$0	\$44,329	\$0	\$0	\$0	\$0	\$0	\$0	\$44,329
	RUTF - TraCS/MACH	\$300,000	\$0	\$0	\$0	\$300,000	\$0	\$0	\$0	\$0	\$-102,421	\$-102,421	\$197,579
	RUTF - Transportation Operations	\$19,687,808	\$0	\$211,792	\$0	\$19,899,600	\$0	\$0	\$0	\$0	\$-506,873	\$-506,873	\$19,392,727
	RUTF - Unemployment Compensation	\$7,000	\$0	\$0	\$0	\$7,000	\$0	\$0	\$0	\$0	\$-6,008	\$-6,008	\$992
RUTF - Workers' Compensation	\$145,673	\$0	\$0	\$0	\$145,673	\$0	\$0	\$0	\$0	\$0	\$0	\$145,673	
Treasurer of State, Office of	County Fair Improvements - RIIF	\$1,060,000	\$0	\$0	\$0	\$1,060,000	\$0	\$0	\$0	\$0	\$0	\$0	\$1,060,000
Veterans Affairs Capitals	Mech & Electrical Dist Systems - RIIF	\$0	\$0	\$0	\$0	\$0	\$1,600,184	\$0	\$0	\$0	\$-1,077,137	\$523,048	\$523,048
Veterans Affairs, Department of	DVA Fire/Energy/ADA Improvements - RIIF	\$0	\$0	\$0	\$0	\$0	\$50,000	\$0	\$0	\$0	\$0	\$50,000	\$50,000
	Technology Equipment - TRF	\$0	\$0	\$0	\$0	\$0	\$21,000	\$0	\$0	\$0	\$0	\$21,000	\$21,000
Grand Total		\$667,081,893	\$-98,859	\$3,606,290	\$0	\$670,589,324	\$149,419,461	\$0	\$0	\$-165,929,384	\$-18,508,173	\$-35,018,096	\$635,571,228

Appendix H includes three reports issued by the LSA:

- **Fiscal Topic:** *Technology Reinvestment Fund*
- **Fiscal Topic:** *Vertical Infrastructure Requirement Exemptions*
- **Fiscal Topic:** *Major Maintenance List – August 2023*
- **Fiscal Topic:** *State Gaming Revenues – FY 2023*
- **Fiscal Topic:** *Sports Wagering Receipts Fund*

FISCAL TOPICS

Fiscal Services Division

September 26, 2023



Ground Floor, State Capitol Building

Des Moines, Iowa 50319

515.281.3566

Technology Reinvestment Fund

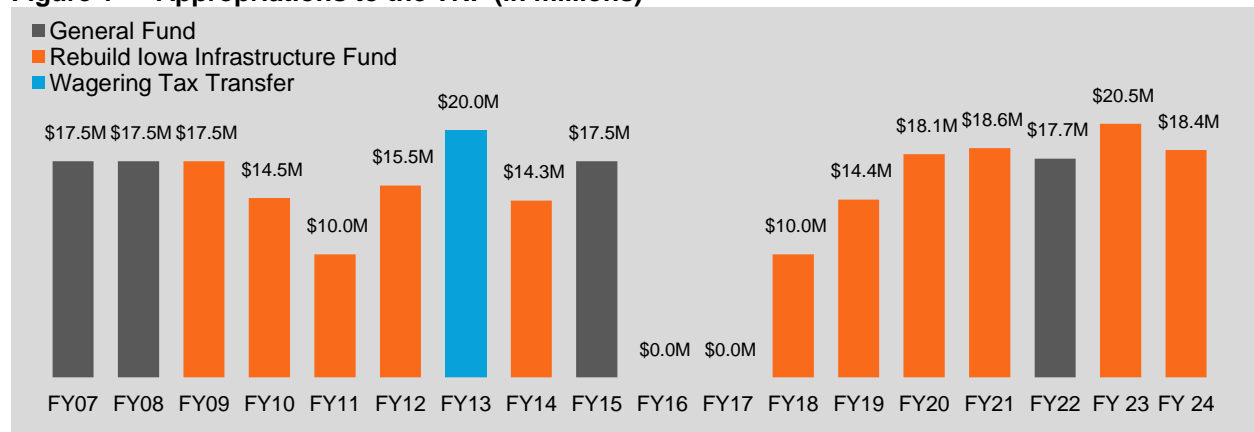
Iowa Code section [8.57C](#) establishes the Technology Reinvestment Fund (TRF) for the purposes of appropriating money to State departments to be used for acquiring computer hardware and software, software development, acquiring telecommunications equipment, maintenance, lease agreements associated with technology components, and purchasing equipment intended to provide an uninterruptible power supply. The TRF was created in 2006 Iowa Acts, chapter [1179](#) (FY 2007 Infrastructure and Capital Projects Appropriations Act), under the direction of the Department of Management.

Funding

Iowa Code section 8.57C provides a standing appropriation of \$17.5 million from the General Fund to the TRF. Unlike most funds, the TRF does not receive taxes or fees directly. This means that if the General Assembly elects to suspend the standing appropriation, the TRF will receive no new funding without additional legislative action. In FY 2016 and FY 2017, the TRF did not receive funding from any source. During these years, the technology projects typically funded from the TRF were instead funded from the Rebuild Iowa Infrastructure Fund (RIIF). The General Assembly appropriated \$10.5 million from the RIIF for technology projects in FY 2016 and \$8.7 million from the RIIF for technology projects in FY 2017.

FY 2022 was the first fiscal year since FY 2015 that the TRF received funding from the General Fund. In FY 2015 the Governor vetoed a provision that suspended the General Fund appropriation. This veto resulted in the TRF receiving the General Fund standing appropriation of \$17.5 million in FY 2015. Prior to that, the TRF had not been funded from the General Fund since FY 2008. In total, the TRF has received \$261.6 million since its inception. Of the total, 26.8% was from the General Fund, and 73.2% was provided from other sources. **Figure 1** displays funding provided to the TRF by year.

Figure 1 — Appropriations to the TRF (in millions)



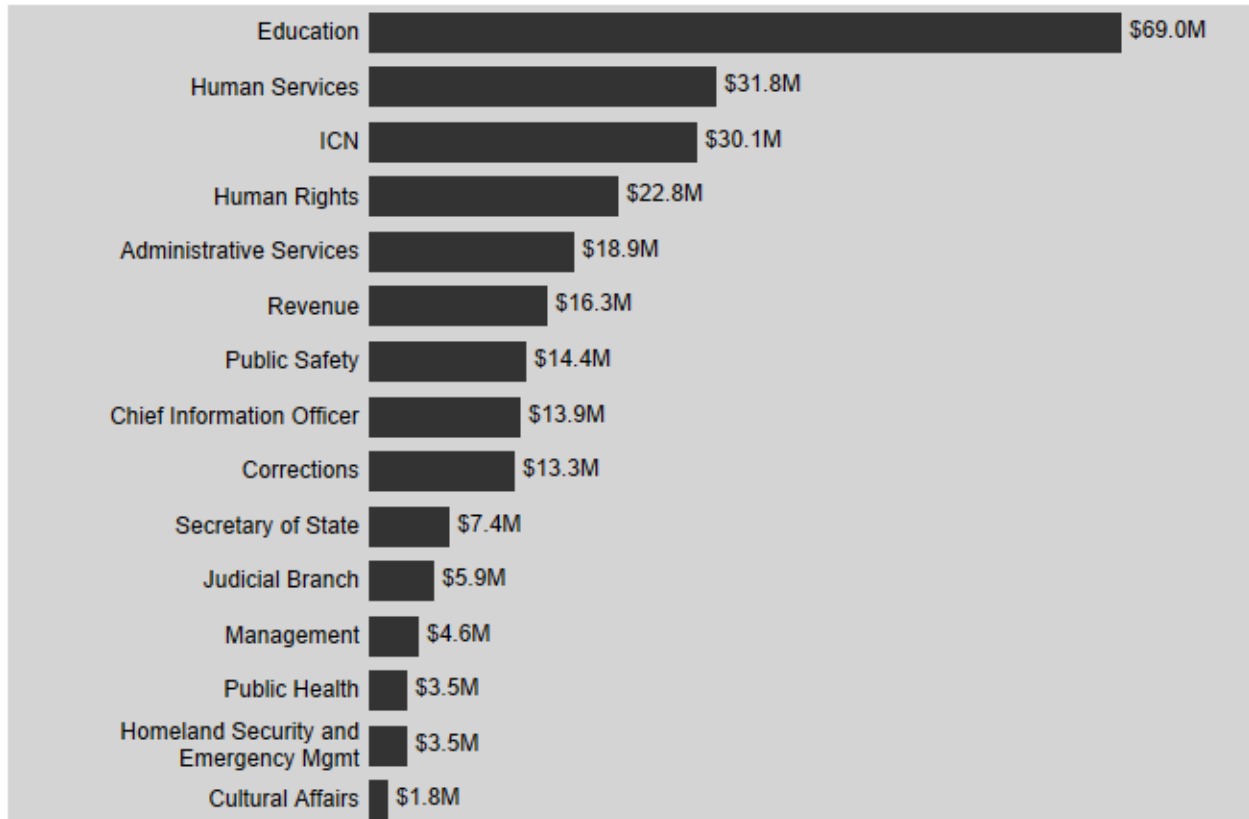
More Information

Iowa Legislature: www.legis.iowa.gov
LSA Staff Contact: Maria Wagenhofer (515.281.5270) maria.wagenhofer@legis.iowa.gov

Appropriations

Since FY 2007, the General Assembly has appropriated funding from the TRF to State agencies for programs and projects. Generally, appropriations from the TRF match the funding appropriated to the TRF (**Figure 1**), but in some years, unexpended funds brought forward from the prior year mean the General Assembly may have resources available in addition to the appropriated funds. Appropriations by department are shown in **Figure 2**. The top two recipients are the Department of Education (26.1%) and the Department of Health and Human Services (12.0%).

**Figure 2 — Top 15 Agencies Receiving TRF Appropriations (in millions)
FY 2007 — Estimated FY 2024**



NOTE: Beginning in FY 2024, Senate File 514 (State Government Alignment Act) moved the Department of Human Rights and the Department of Public Health under the Department of Health and Human Services. The Act also moved the Department of Cultural Affairs under the Economic Development Authority.

Projects and acquisitions funded by the TRF are typically completed within a fiscal year and do not require ongoing annual appropriations. However, several departments have received ongoing appropriations for technology systems, projects, and licensing. The projects listed in **Figure 3** received a total of \$5.9 million (31.1% of TRF appropriations) in estimated FY 2024.

Figure 3 — Technology Projects and Programs That Received Ongoing Appropriations

Department	Appropriation Name
Department of Education	ICN Part III Leases
	Statewide Education Data Warehouse
Department of Homeland Security Emerg. Mgmt.	Alert Iowa Statewide Messaging System
Department of Health and Human Services	Criminal Justice Information System
	Justice Data Warehouse
Department of Management	Iowa Grants Management
	Searchable Online Database
	Socrata License
	Local Government Budget and Prop. Tax System

Other projects have required multiyear appropriations but for a limited term. These projects may obligate funding for a number of years before completion. Multiyear projects that are ongoing in FY 2024 are listed in **Figure 4**.

Figure 4 — Limited-Term Technology Appropriations (over multiple fiscal years)

Medicaid Technology	FY 2018: \$1,000,000
(FY 2018 enacted in 2017, other years enacted in 2018)	FY 2019: \$636,000
	FY 2020: \$1,228,535
	FY 2021: \$1,979,319
	FY 2022: \$1,625,363
	FY 2023: \$1,416,680
	FY 2024: \$1,578,280
	FY 2025: \$1,335,178
	Total: \$10,799,355
Tax System Modernization	FY 2021: \$4,070,460
(FY 2021 enacted in 2020, FY 2022 enacted in 2021,	FY 2022: \$4,070,460
FY 2023 enacted in 2022, FY 2024 enacted in 2023)	FY 2023: \$4,070,460
	FY 2024: \$4,070,460
	Total: \$16,281,840

Related Statute

Iowa Code section [8.57C](#)

Doc ID 1377099

FISCAL TOPICS

Fiscal Services Division

August 31, 2023



Ground Floor, State Capitol Building

Des Moines, Iowa 50319

515.281.3566

Vertical Infrastructure Requirement Exemptions

The Rebuild Iowa Infrastructure Fund (RIIF) was created during the 1995 Legislative Session for the purpose of funding public infrastructure projects. The following year, the General Assembly required that all appropriations from the RIIF comply with the definition of “vertical infrastructure” established in Iowa Code section [8.57\(5\)\(c\)](#). Fiscal year 1998 was the first year the requirement was in effect. Currently, the definition of “vertical infrastructure” includes:

- Land acquisition and construction
- Major renovation and major repair of buildings
- Routine, recurring maintenance
- All appurtenant structures
- Utilities
- Site development
- Recreational trails
- The Renewable Fuels Infrastructure Program
- Debt service payments on academic revenue bonds issued in accordance with Iowa Code chapter [262A](#) for capital projects of the Board of Regents

Over the years, the definition of “vertical infrastructure” has been amended several times. The following amendments to the definition have been adopted:

- The 2008 Infrastructure Appropriations Act removed funding for the completion of Part III of the Iowa Communications Network from the definition. (2008 Iowa Acts, chapter [1179](#))
- The 2011 Infrastructure Appropriations Act amended the definition to include debt services payments on academic revenue bonds for Board of Regents capital projects. (2011 Iowa Acts, chapter [133](#))
- The 2014 Infrastructure Appropriations Act amended the definition to include routine maintenance. Previously, the Iowa Code had explicitly excluded routine maintenance from the definition of vertical infrastructure. (2014 Iowa Acts, chapter [1136](#))
- The 2017 Infrastructure Appropriations Act amended the definition to include the Renewable Fuels Infrastructure Program. (2017 Iowa Acts, chapter [173](#))

Legislation that appropriates funds not in compliance with the definition of “vertical infrastructure” usually includes language that exempts the appropriation from the statutory definition. **Appendix A** shows total funding by fiscal year for projects that received an exemption from the definition of “vertical infrastructure.”

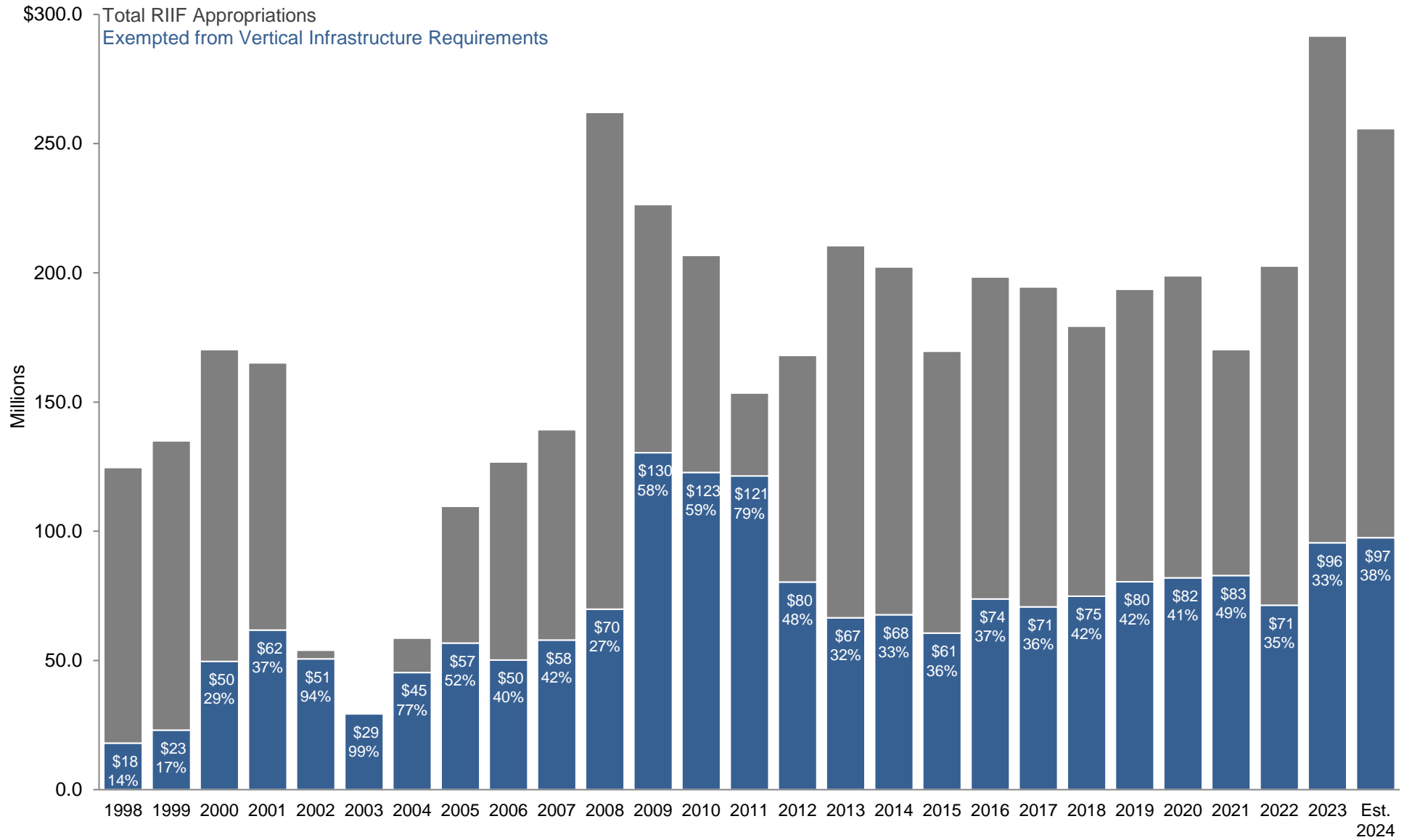
Since the definition has been in place, the percentage of appropriations that have received exemptions from the definition of “vertical infrastructure” has ranged from 14.5% to 98.9%, with an annual average of 45.4%. The percentage of appropriated dollars exempted has ranged from 32.8% to 48.7% in the four most recent fiscal years.

Appropriations that were exempted from the definition from FY 2019 through estimated FY 2024 are included in **Appendix B**. In recent years, major exempted appropriations have included the Environment First Fund, Lake Restoration, the Technology Reinvestment Fund, and the Water Quality Initiative. These four line items account for more than 80.2% of the total dollars that received an exemption from the definition of “vertical infrastructure” in estimated FY 2024.

More Information

LSA Staff Contact: Maria Wagenhofer (515.281.5270) maria.wagenhofer@legis.iowa.gov

Appendix A — Rebuild Iowa Infrastructure Fund by Fiscal Year



Doc ID 1377067

Appendix B – Appropriations Exempted from Vertical Infrastructure Definition Requirements

		FY 2019	FY 2020	FY 2021	FY 2022	FY 2023	Estimated FY 2024	Grand Total
Administrative Services	Security Cameras	-	-	\$250,000	\$250,000	\$1,000,000	\$200,000	\$1,700,000
	Total	-	-	\$250,000	\$250,000	\$1,000,000	\$200,000	\$1,700,000
Agriculture and Land Stewardship	Ag Drainage Wells	\$1,875,000	-	-	-	-	-	\$1,875,000
	Fertilizer Management	-	-	-	-	\$1,000,000	\$1,000,000	\$2,000,000
	Water Quality Initiative	\$5,200,000	\$5,200,000	\$5,200,000	\$5,200,000	\$8,200,000	\$8,200,000	\$37,200,000
	Total	\$7,075,000	\$5,200,000	\$5,200,000	\$5,200,000	\$9,200,000	\$9,200,000	\$41,075,000
Corrections	Body Scanners	-	-	-	-	-	\$865,000	\$865,000
	Clarinda Kitchen Furnishings and Equip.	-	-	-	-	\$750,000	-	\$750,000
	Total	-	-	-	-	\$750,000	\$865,000	\$1,615,000
Cultural Affairs	Harold 'Pie' Keller Monument	-	-	-	\$15,000	-	-	\$15,000
	Total	-	-	-	\$15,000	-	-	\$15,000
Economic Development	Destination Iowa Grants	-	-	-	-	-	\$6,500,000	\$6,500,000
	Junior Olympics	\$250,000	-	-	-	\$150,000	-	\$400,000
	Regional Sport Authority Districts	\$500,000	\$500,000	\$500,000	-	\$500,000	\$700,000	\$2,700,000
	Vacant Buildings Rehabilitation Fund	-	-	-	\$750,000	\$1,000,000	-	\$1,750,000
	World Food Prize/Borlaug-Ruan Scholar	\$300,000	\$300,000	-	-	-	-	\$600,000
	Total	\$1,050,000	\$800,000	\$500,000	\$750,000	\$1,650,000	\$7,200,000	\$11,950,000
Health and Human Services	Newborn Safety Device	-	-	-	-	-	\$15,000	\$15,000
	Total	-	-	-	-	-	\$15,000	\$15,000
Homeland Security	Flood Study	-	-	-	-	\$650,000	-	\$650,000
	School Safety, Flood Mitigation, Other Emerg.	-	-	-	\$2,500,000	-	-	\$2,500,000
	Total	-	-	-	\$2,500,000	\$650,000	-	\$3,150,000
Iowa Law Enforcement Academy	Law Enforcement Academy Furniture	-	-	\$280,000	-	-	-	\$280,000
	Total	-	-	\$280,000	-	-	-	\$280,000
Judicial Branch	County Courthouse Equip. and Furniture	-	\$193,620	\$211,455	\$2,522,990	\$624,518	-	\$3,552,583
	Polk County Justice Ctr. Furn. and Equip.	\$1,464,705	-	-	-	-	-	\$1,464,705
	Total	\$1,464,705	\$193,620	\$211,455	\$2,522,990	\$624,518	-	\$5,017,288
Management	Environment First Fund	\$42,000,000	\$42,000,000	\$42,000,000	\$42,000,000	\$42,000,000	\$42,000,000	\$252,000,000
	Technology Reinvestment Fund	\$14,400,000	\$18,069,975	\$18,550,000	-	\$20,500,000	\$18,390,290	\$89,910,265
	Total	\$56,400,000	\$60,069,975	\$60,550,000	\$42,000,000	\$62,500,000	\$60,390,290	\$341,910,265
Natural Resources	Buchanan County Park	-	-	-	\$150,000	-	-	\$150,000
	Community Forestry Grant Program	-	-	-	\$250,000	\$250,000	\$250,000	\$750,000
	Lake Restoration and Dredging	\$9,600,000	\$9,600,000	\$8,600,000	\$9,600,000	\$9,600,000	\$9,600,000	\$56,600,000
	On-Stream Impoundment Fund	-	-	-	\$500,000	\$500,000	-	\$1,000,000
	Water Trails and Low Head Dam Repairs	\$500,000	\$500,000	\$250,000	-	-	-	\$1,250,000
	Total	\$10,100,000	\$10,100,000	\$8,850,000	\$10,500,000	\$10,350,000	\$9,850,000	\$59,750,000
Office of the Chief Information Officer	Broadband Improvements	\$1,300,000	-	-	-	-	-	\$1,300,000
	Total	\$1,300,000	-	-	-	-	-	\$1,300,000
Public Safety	Ballistic Vests	-	-	\$467,500	-	-	-	\$467,500
	Bomb Suits	-	-	\$384,000	-	-	-	\$384,000
	Explosive Trace Detectors	-	\$29,000	-	-	-	-	\$29,000
	Iowa State Patrol Aircraft	-	-	\$1,713,170	-	-	-	\$1,713,170
	Lab Liquid Chromatograph	-	\$325,000	-	-	-	-	\$325,000
	Network Contract	\$1,351,666	\$3,719,355	\$3,960,945	\$4,114,482	\$4,330,150	\$6,754,358	\$24,230,956
	Public Safety Equipment Fund	-	-	-	\$2,500,000	\$2,500,000	\$2,500,000	\$7,500,000
	Tasers	\$740,000	-	-	-	-	-	\$740,000
	Total	\$2,091,666	\$4,073,355	\$6,525,615	\$6,614,482	\$6,830,150	\$9,254,358	\$35,389,626
State Fair	State Historical Build. Relocation – Study	-	\$500,000	-	-	-	-	\$500,000
	Total	-	\$500,000	-	-	-	-	\$500,000
Transportation	Railroad Revolving Loan & Grant Fund	\$1,000,000	\$1,000,000	\$500,000	\$1,000,000	\$2,000,000	\$500,000	\$6,000,000
	Total	\$1,000,000	\$1,000,000	\$500,000	\$1,000,000	\$2,000,000	\$500,000	\$6,000,000
Grand Total		\$80,481,371	\$81,936,950	\$82,867,070	\$71,352,472	\$95,554,668	\$97,474,648	\$509,667,179

FISCAL TOPICS

Fiscal Services Division

December 14, 2023



Ground Floor, State Capitol Building

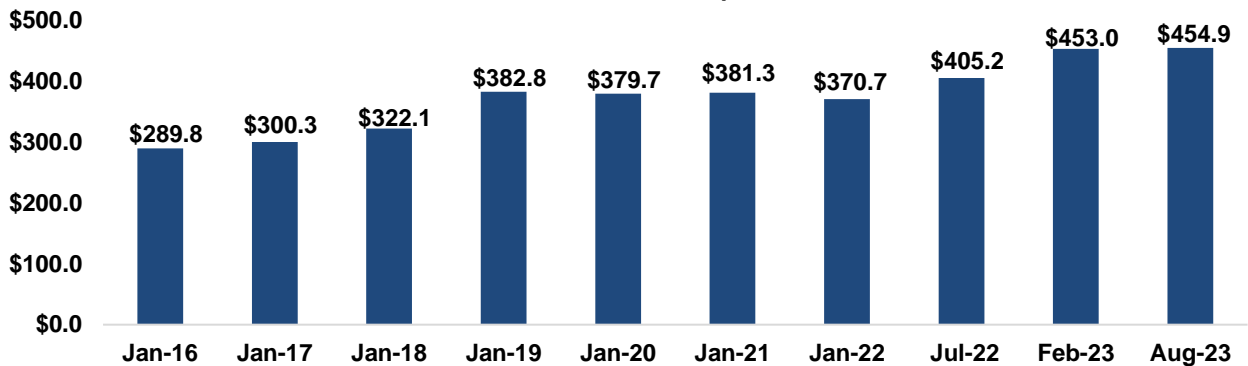
Des Moines, Iowa 50319

515.281.3566

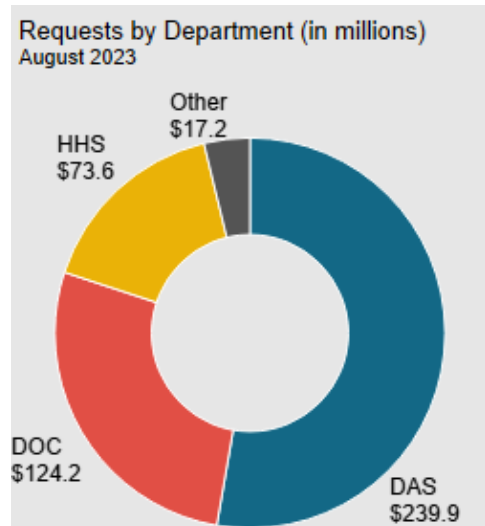
Major Maintenance List — August 2023

The Department of Administrative Services (DAS) provided an updated major maintenance list to the Legislative Services Agency (LSA) in August 2023. This list included all major maintenance project requests for a number of State agencies. In August 2023, there were 470 project requests totaling \$454.9 million. The total value of requests increased by \$1.9 million compared to the previous list in February 2023 and increased by \$49.7 million compared to the July 2022 list.

Figure 1 —Major Maintenance List Requests (in millions)



As has been the case in recent years, the DAS has submitted the largest share of requests. The DAS manages the Capitol Complex and the laboratory facility in Ankeny, which is occupied by several agencies. Figures for the DAS reflect an increase of \$7.8 million compared to the list presented in February 2023. In addition to Capitol Complex locations, the list includes other agencies with facilities located throughout Iowa. The majority of these requests are for facilities occupied by the Department of Corrections (DOC) or by the Department of Health and Human Services (HHS). The DOC has the second largest share of the list with \$124.2 million in project requests. These figures reflect a decrease of \$1.3 million compared to the February 2023 list. Requests from the HHS decreased by \$3.0 million compared to the February 2023 list, and requests from other State agencies decreased by \$1.6 million.



More Information

Iowa Department of Administrative Services: das.iowa.gov/general-services/design-and-construction-resource/infrastructure-program

LSA Staff Contact: Maria Wagenhofer (515.281.5270) maria.wagenhofer@legis.iowa.gov

Because an updated **Fiscal Topic** was not issued for the February 2023 list, the following compares the August 2023 list against the July 2022 list, the most recent list analyzed. New project requests are the primary reason the August 2023 major maintenance list increased compared to the July 2023 list. Agencies requested an additional 58 projects totaling \$40.7 million. Of the total new projects, \$12.9 million is for the DAS, \$20.7 million is for the DOC, \$5.0 million is for the HHS, and \$2.1 million is for other agencies. Estimated costs for 50 previously requested projects increased by \$41.2 million, while estimated costs for 10 previously requested projects decreased by \$12.6 million, resulting in an overall net increase of \$28.6 million for previously requested projects. The DAS Historical Building accounted for much of the change, totaling \$19.5 million in additional estimated project costs.

Change from July 2022 List	
July 2022 List Totals	\$405,178,855
Projects Removed	\$-19,516,081
Increased Project Costs	\$28,600,642
New Projects	\$40,661,455
August 2023 List Totals	\$454,924,872

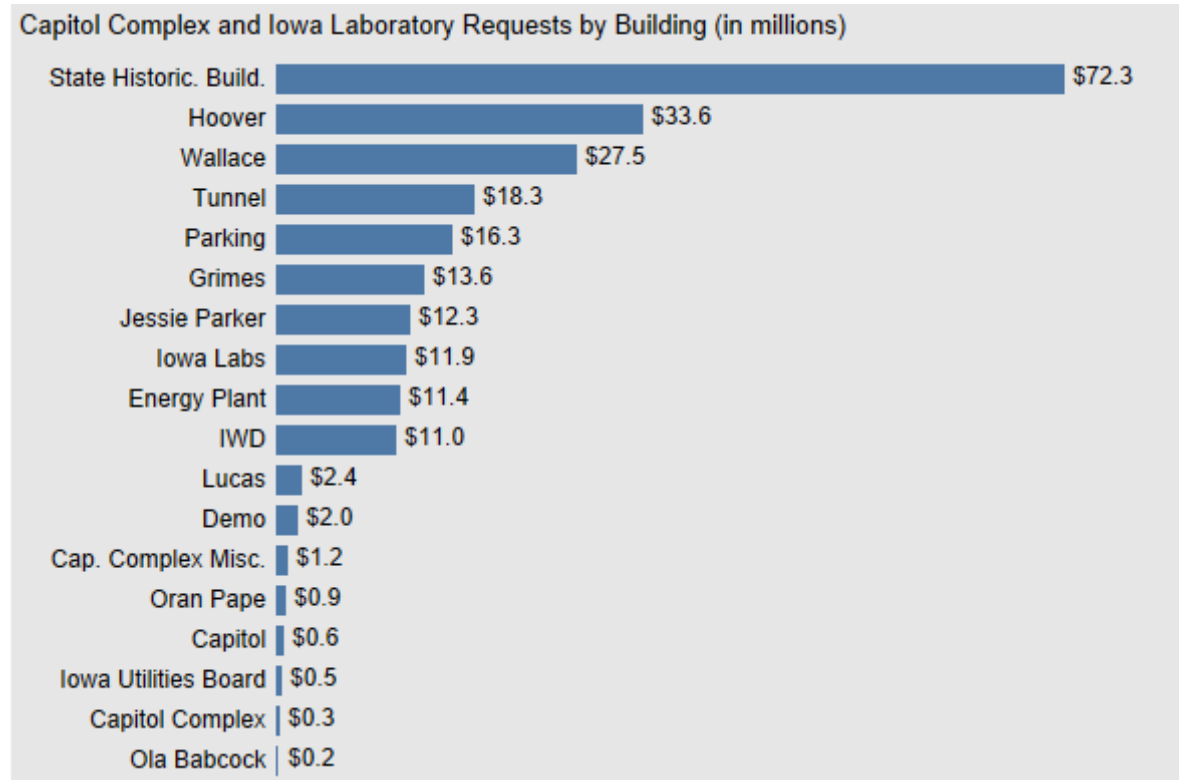
Major maintenance requests are classified by the type of request, and projects are funded based upon this prioritization. Currently, there are not any projects with a life, health, and safety classification. The last time a major life, health, and safety project was included on a major maintenance list was in January 2019. Projects classified as damaged increased by \$6.4 million compared to July 2022, whereas Americans with Disabilities Act (ADA) projects increased by \$356,000. The total cost of scheduled maintenance projects increased by \$24.9 million, and the cost of efficiency-related projects increased by \$17.9 million. The cost of total project requests for demolition increased by \$230,000.

Major Maintenance Requests by Priority		
	Projects	Funding Request
Damage	108	\$91,634,508
ADA	15	\$2,624,471
Scheduled	203	\$232,509,360
Efficiency	121	\$116,898,533
Demo	23	\$11,258,000
Grand Total	470	\$454,924,872

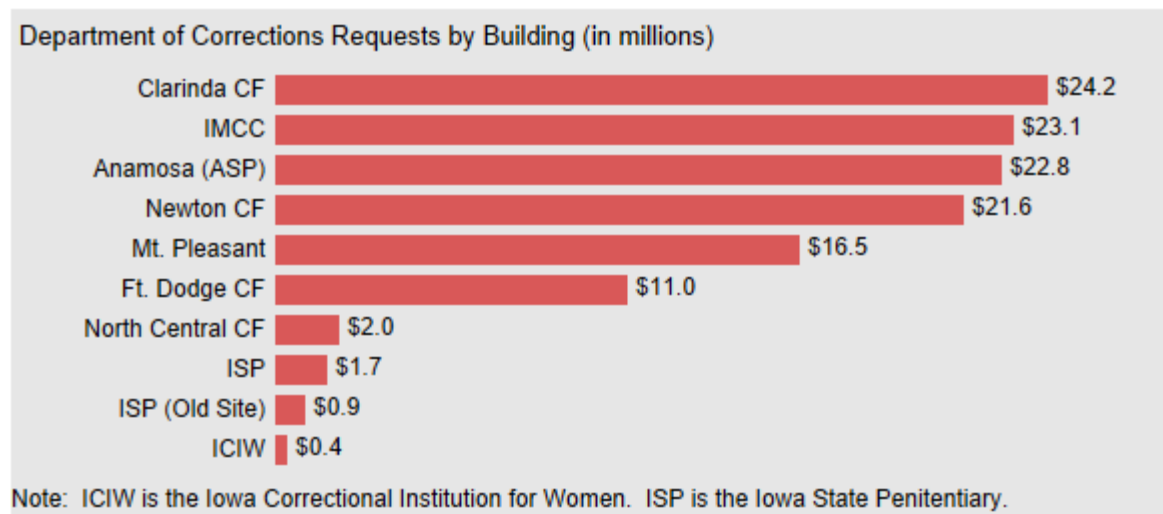
Generally, the costliest projects on the major maintenance list are associated with replacing the heating, ventilation, and air-conditioning (HVAC) systems, utility projects for large campuses, or tunnel repairs. In total, the top 10 projects comprise 36.5% of all project costs on the major maintenance list. All 10 projects are not scheduled to be funded in FY 2024.

Top 10 Major Maintenance Projects		
Historical Building Envelope Replacement	Efficiency	\$39,000,000
Hoover HVAC Systems Renovations	Scheduled	\$23,348,876
Wallace HVAC Renovations	Scheduled	\$22,500,000
Historical Building HVAC and Controls System Updates	Scheduled	\$18,311,630
Kitchen and Storeroom	Efficiency	\$15,000,000
Jessie Parker HVAC Renovations	Scheduled	\$10,300,000
Utility Tunnel Repairs	Scheduled	\$10,000,000
IWD 1000 E. Grand HVAC Renovations	Scheduled	\$9,211,844
Hot & Cold Water Loop System	Scheduled	\$9,150,440
Grimes Building HVAC Updates	Scheduled	\$9,000,000
Grand Total		\$165,822,791

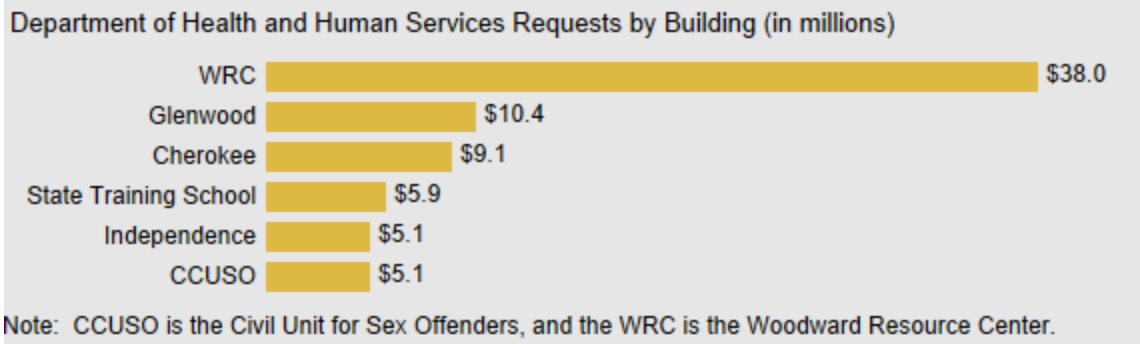
Of the Capitol Complex and Iowa Laboratory requests, the State Historical Museum of Iowa, the Hoover Building, and the Wallace Building currently have the largest total dollar amounts in requests. Requests for the State Historical Building total \$72.3 million and include replacing the building envelope (\$39.0 million), replacing the HVAC and updating the control system (\$18.3 million), and other repairs. For the Hoover and Wallace buildings, the HVAC system renovations are the largest projects. The Hoover HVAC project is estimated at \$23.3 million, and the Wallace HVAC project is estimated at \$22.5 million. The Capitol Complex also has 14 parking lot projects on the list. Tunnel repairs are currently listed as two separate projects.



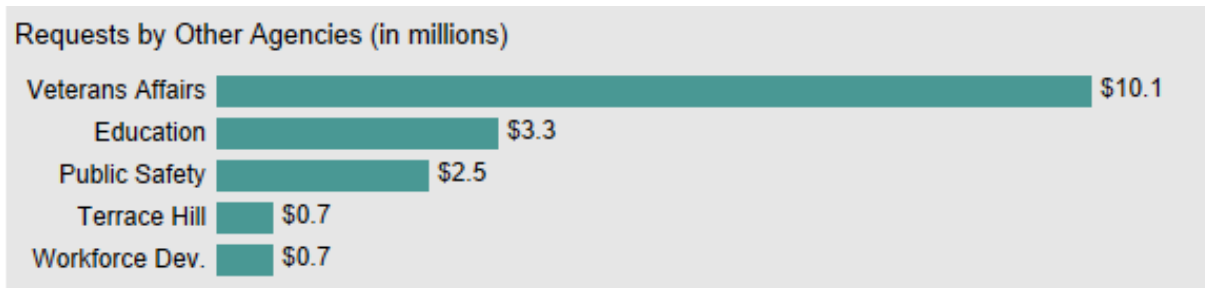
For the DOC, the largest request for funding is for projects at the Clarinda Correctional Facility (CCF), which includes a \$15.0 million request to replace the kitchen and storeroom. This project has been funded through a separate appropriation and will probably not be requested in the future. The Iowa Medical and Classification Center (IMCC) has a number of requests, the largest of which is \$2.9 million for electric upgrades and \$3.2 million for an air-handling unit. The most significant projects at the Anamosa State Penitentiary (ASP) are tuckpointing projects (\$7.0 million), plumbing repair projects (\$4.8 million) and water treatment (\$3.0 million).



More than half of the requests for major maintenance funding from the HHS are for the Woodward Resource Center (WRC). The largest request is for a project that will decentralize utilities campus-wide. This project was planned in 11 phases and totals \$26.8 million for phases 3 through 11. Phases 1 and 2A were funded through major maintenance appropriations in FY 2023. The General Assembly appropriated \$5.6 million from the Rebuild Iowa Infrastructure Fund (RIIF) in FY 2024 for this project. Glenwood Resource Center has a total of 17 projects ranging in cost from \$100,000 to \$3.1 million, and Cherokee has 17 project requests totaling \$10.4 million. Projects for the Glenwood Resource Center may be excluded from future lists. Currently, no projects at the Glenwood Resource Center are planned with FY 2024 Major Maintenance funding.

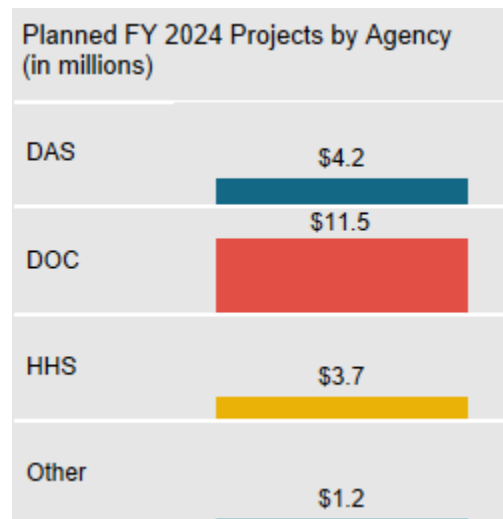


Major maintenance requests for other State agencies have been submitted for 13 facilities. The largest request by agency is \$10.1 million for the Iowa Veterans Home, which covers 32 projects. A roof replacement for \$2.8 million and a tunnel replacement for \$1.1 million are the two largest projects.



Planned Projects

An appropriation of \$20.0 million for FY 2024 has been enacted. The DAS has identified 20 projects that will be funded during this time period. In total, \$20.6 million in project costs were identified. All except one of these projects are categorized as damaged and would constitute 21.8% of all projects classified as damaged. The largest is the DOC Clarinda Metal Roof Replacement project, which is receiving \$4.5 million. The remainder of the 19 projects range in cost from \$50,000 to \$2.0 million.



FISCAL TOPICS

Fiscal Services Division

November 9, 2023



Ground Floor, State Capitol Building

Des Moines, Iowa 50319

515.281.3566

State Gaming Revenues — FY 2023

Background

State gaming revenues include State wagering taxes as well as various license and regulatory fees that are remitted to the State. This report does not include wagering taxes that are paid directly to cities and counties. This report also excludes sports wagering taxes or license fee revenue.

Tax and fee revenue collections from Iowa's 19 casinos totaled \$376.5 million in FY 2023, which is the second highest annual total on record. This is a decrease of \$8.8 million (-2.3%) compared to revenue collections in FY 2022, the highest year on record, which indicates sustained levels of increased gaming revenue compared to prepandemic levels. Gaming facilities were closed from March 17, 2020, through June 1, 2020, as part of the State of Iowa Public Health Disaster Emergency proclamations issued in response to the COVID-19 pandemic.

Wagering Taxes

State wagering taxes are imposed on casino table games and slot machines and make up the vast majority of revenue remitted to the State from casinos. State wagering taxes decreased by \$7.9 million (-2.2%) in FY 2023 compared to the previous year.

Other Revenue

All other revenues remitted to the State by the gaming industry experienced a net decrease of \$800,000 (-3.8%).

Figure 1 — State Revenue from Iowa Casinos

(in millions)

	<u>FY 2019</u>	<u>FY 2020</u>	<u>FY 2021</u>	<u>FY 2022</u>	<u>FY 2023</u>	<u>Change</u>
Wagering Taxes	\$ 302.3	\$ 239.7	\$ 326.8	\$ 363.5	\$ 355.6	- \$ 7.9
Other Revenue						
Enforcement and Regulatory Fees	17.2	16.3	16.0	17.7	16.7	-1.0
Pari-Mutuel Receipts	3.6	2.9	3.8	3.8	4.0	0.2
Initial License Fee	0.0	0.0	0.0	0.0	0.0	0.0
Other	0.3	0.3	0.3	0.3	0.3	0.0
Subtotal Other Receipts	<u>21.2</u>	<u>19.5</u>	<u>20.1</u>	<u>21.8</u>	<u>21.0</u>	<u>-0.8</u>
Total	<u>\$ 323.5</u>	<u>\$ 259.3</u>	<u>\$ 346.9</u>	<u>\$ 385.3</u>	<u>\$ 376.5</u>	<u>- \$ 8.8</u>

Note: Numbers may not equal totals due to rounding. Revenues do not reflect State revenue earned from sports wagering taxes or licensing fees.

More Information

Iowa Racing and Gaming Commission: irgc.iowa.gov
LSA Staff Contact: Maria Wagenhofer (515.281.5270) maria.wagenhofer@legis.iowa.gov

Revenue Distribution and Allocation

The majority of the gaming revenues collected by the State are distributed to individual funds in an order specified in Iowa Code section 8.57(5). These revenues include the wagering taxes collected on gambling games and horse racing, as well as certain license fees. Of the total \$376.5 million in revenue collected in FY 2023, \$342.5 million was allocated according to Iowa Code section 8.57(5).

The General Assembly periodically alters this distribution of gaming revenue based on spending priorities as part of the annual budget process. **Figure 2** shows the distribution of the \$342.5 million to the various funds and the order in which the funds are distributed according to statute. The remaining \$34.0 million collected in FY 2023 includes fees for enforcement and regulatory costs, the County Endowment Fund, and a tax for funding cultural grants and tourism. An explanation of the individual funds and accounts is provided at the end of this report.

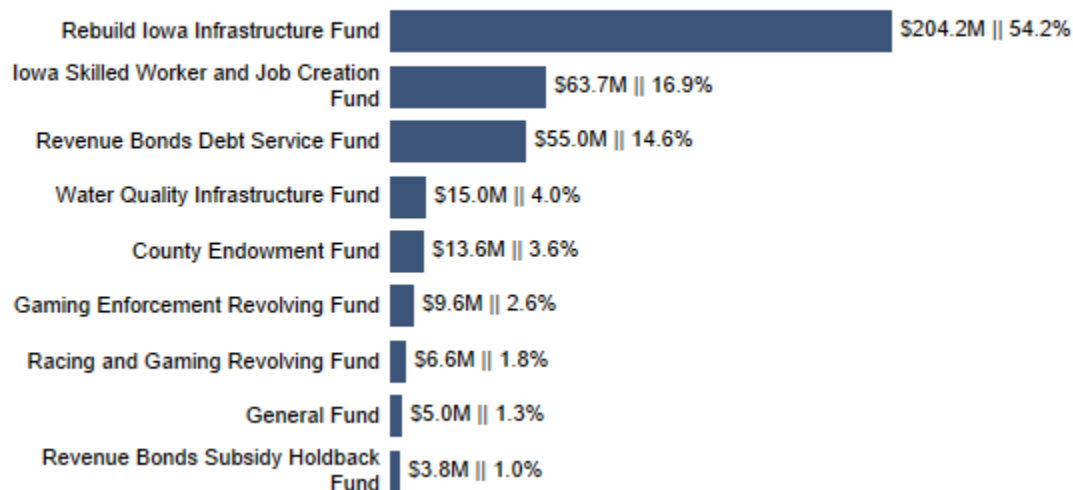
Figure 2 — Distribution of State Gaming Revenue

(in millions)

	FY 2019	FY 2020	FY 2021	FY 2022	FY 2023	Change
<u>Distribution of Revenue Per Iowa Code Sec. 8.57(5)</u>						
Revenue Bonds Debt Service Fund	\$ 55.0	\$ 55.0	\$ 55.0	\$ 55.0	\$ 55.0	\$ 0.0
Federal Subsidy Holdback Fund	3.8	3.8	3.8	3.8	3.8	0.0
Vision Iowa Fund	15.0	15.0	0.0	0.0	0.0	0.0
Water Quality Infrastructure Fund	0.0	0.0	15.0	15.0	15.0	0.0
Iowa Skilled Worker and Job Creation Fund	63.8	63.8	63.8	63.8	63.8	0.0
General Fund	2.3	2.3	2.3	2.3	2.3	0.0
Rebuild Iowa Infrastructure Fund	151.6	91.3	175.1	210.1	202.8	-7.4
Subtotal	<u>\$291.4</u>	<u>\$231.0</u>	<u>\$314.8</u>	<u>\$349.9</u>	<u>\$342.5</u>	<u>-\$ 7.4</u>
<u>Other Revenues</u>						
Gaming Regulatory Revolving Fund	6.3	6.0	6.4	6.9	6.6	-0.2
Gaming Enforcement Revolving Fund	10.5	9.8	9.2	10.3	9.6	-0.7
County Endowment Fund	11.7	9.3	12.6	13.9	13.6	-0.3
General Fund (Cultural Grants, Tourism, and Other Fees)	2.5	2.2	2.6	2.7	2.7	0.0
Rebuild Iowa Infrastructure Fund	1.2	0.9	1.3	1.5	1.4	0.0
Subtotal	<u>\$ 32.1</u>	<u>\$ 28.2</u>	<u>\$ 32.0</u>	<u>\$ 35.4</u>	<u>\$ 34.0</u>	<u>-\$ 1.4</u>
Total	<u>\$323.5</u>	<u>\$259.3</u>	<u>\$346.9</u>	<u>\$385.3</u>	<u>\$376.5</u>	<u>-\$ 8.8</u>

Note: Numbers may not equal totals due to rounding.

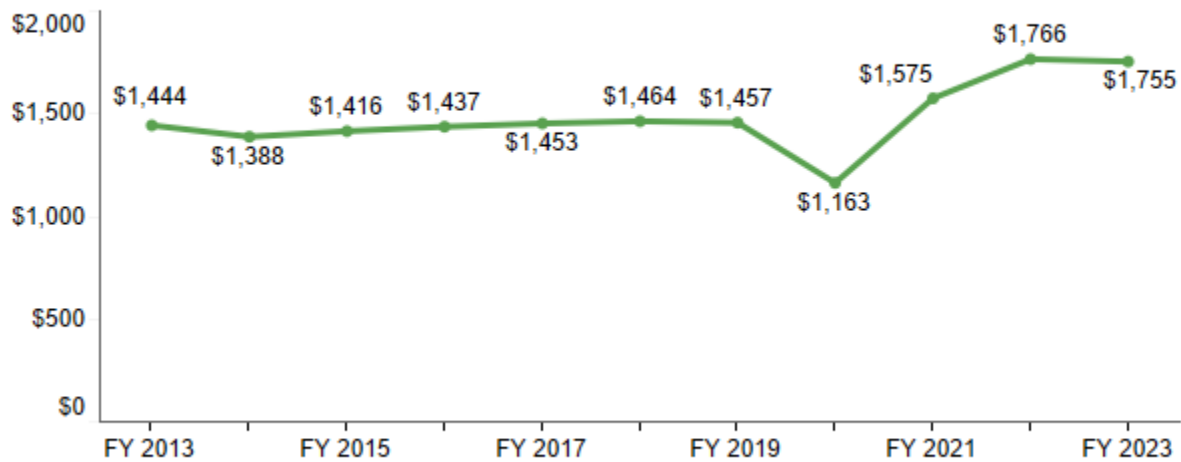
Figure 3 — Distribution of FY 2023 Gaming Revenues



Adjusted Gross Receipts (AGR)

Adjusted gross receipts consist of the total amount wagered less the winnings paid and represent the amount subject to wagering tax. Overall, AGR decreased by \$11.7 million (-0.7%) in FY 2023 compared to FY 2022. During the 2021 Legislative Session, [SF 619](#) (Taxation and Other Provisions Act) amended the definition of AGR to include all promotional play receipts on gambling games from the beginning of FY 2022 to the end of FY 2026 with a gradual phaseout of the tax on promotional play receipts during this time. Beginning July 1, 2026, AGR will exclude promotional play receipts. Iowa Code section [99F.1](#) defines “promotional play receipts” as the total sums wagered on gambling games with tokens, chips, electronic credits, or other forms of cashless wagering provided by the licensee without an exchange of money.

Figure 4 — Iowa Casinos Adjusted Gross Receipts by Fiscal Year (in millions)



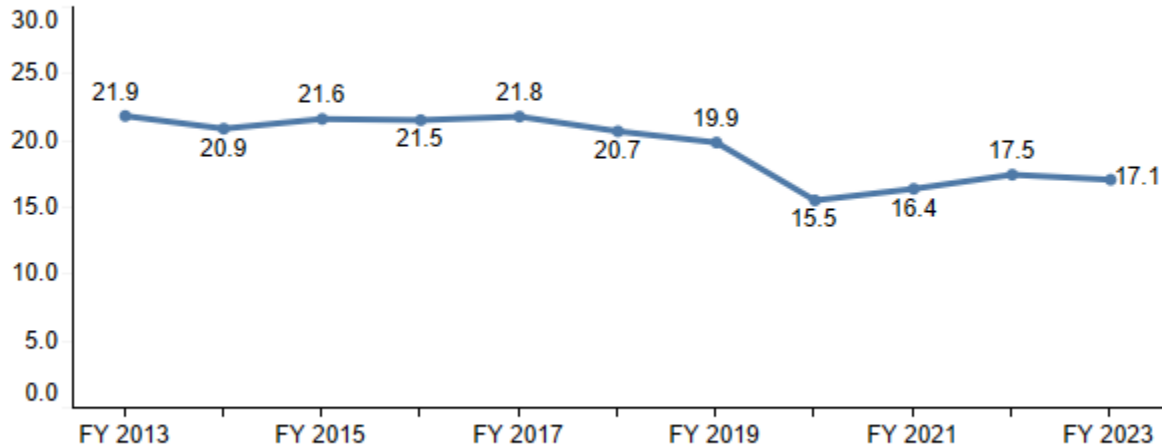
Source: Iowa Racing and Gaming Commission

Admissions

Admissions to the gaming facilities for FY 2023 decreased by 378,000 (-2.2%) compared to FY 2022. Admissions totaled 17.1 million in FY 2023 compared to 17.5 million in FY 2022.

Figure 5 — Iowa Casino Admissions

Fiscal Year (in millions)



Source: Iowa Racing and Gaming Commission

Iowa Code section 8.57(5) — Distribution of Revenue

- **Revenue Bonds Debt Service Fund.** \$55.0 million is allocated to pay the debt service on bonds that were issued in July 2009 to fund a variety of infrastructure and environmental projects, as well as the I-JOBS Program.
- **Federal Subsidy Holdback Fund.** \$3.8 million is allocated to a Revenue Bonds Federal Subsidy Holdback Fund to ensure that the debt service is covered in the event the federal subsidy for the Build America Bonds (part of the 2009 revenue bond issuance) is not received. Once the Treasurer of State receives the federal subsidy, the \$3.8 million is transferred to the Rebuild Iowa Infrastructure Fund (RIIF).
- **Vision Iowa Fund.** \$15.0 million was allocated to pay the debt service on bonds issued for the Vision Iowa Program. The Program is used to assist communities in the development of major tourism facilities by providing grants, loans, forgivable loans, pledges, and guarantees. The last year of this allocation was FY 2020.
- **Water Quality Infrastructure Fund.** \$15.0 million is allocated to the Water Quality Infrastructure Fund. Moneys in this Fund are appropriated to the Department of Agriculture and Land Stewardship for the purpose of supporting water quality agriculture infrastructure programs. Fiscal year 2021 was the first year for this allocation.
- **Iowa Skilled Worker and Job Creation Fund.** \$63.8 million is allocated to the Skilled Worker and Job Creation Fund. The funds are appropriated annually by the General Assembly to fund a variety of job creation programs.
- **General Fund.** \$2.3 million is allocated to the General Fund. The funds are appropriated annually by the General Assembly to fund State programs.
- **Rebuild Iowa Infrastructure Fund.** The RIIF receives the revenue remaining after the above allocations have been made. The RIIF is used for funding a variety of vertical infrastructure and environmental programs and projects.

Other Revenue

- **Gaming Regulatory Revolving Fund.** The fees that are assessed to the casinos for the State's cost of regulation are deposited in this Fund. Regulation of the gaming industry is provided by the Iowa Racing and Gaming Commission.
- **Gaming Enforcement Revolving Fund.** The fees that are assessed to the casinos for enforcement purposes are deposited in this Fund. Enforcement of Iowa gaming laws is provided by the Division of Criminal Investigation in the Department of Public Safety.
- **County Endowment Fund.** Iowa Code section [99F.11](#) allocates an amount equal to 0.8% of the AGR to this Fund. The funds are transferred equally to counties that do not have a licensed casino for funding charitable organizations.
- **General Fund — Cultural Grants, Tourism, and Other Fees.** Iowa Code section 99F.11 allocates an amount equal to 0.2% of the AGR for several purposes. Of the amount collected, the first \$520,000 is allocated to the Department of Cultural Affairs for cultural grants and operations. Of the amount remaining, one-half is allocated to the Iowa Economic Development Authority for tourism marketing. The General Fund also receives annual license fees charged to manufacturers and distributors of gambling games and devices, the annual license fees for casinos to operate gambling games, and the portion of the regulatory fee attributable to the indirect costs of the DPS special agents and gaming enforcement officers.
- **Rebuild Iowa Infrastructure Fund.** Of the amount remaining of the 0.2% of AGR after the \$520,000 allocation to the Department of Cultural Affairs for cultural grants and operations, one-half is allocated to the RIIF.

Doc ID 1377499

FISCAL TOPICS

Fiscal Services Division

December 4, 2023



Ground Floor, State Capitol Building

Des Moines, Iowa 50319

515.281.3566

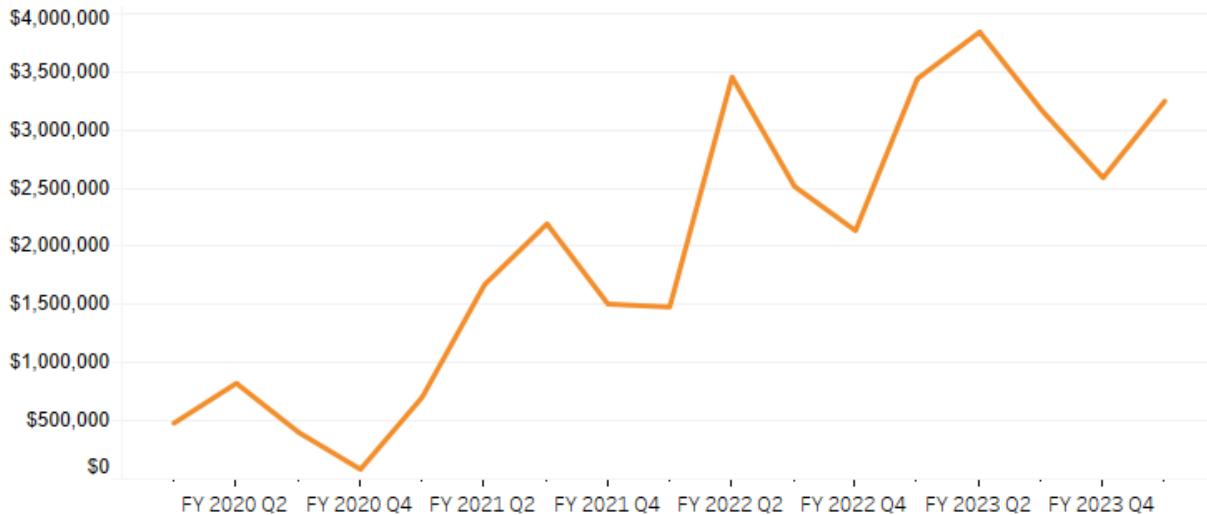
Sports Wagering Receipts Fund

The Sports Wagering Receipts Fund was established in FY 2020 by passage of 2019 Iowa Acts, chapter [132](#) (Sports Wagering and Fantasy Sports Act), which authorized sports wagering and fantasy sports contests in the State. The Fund receives sports wagering taxes and Internet fantasy sports taxes.

Wagering Taxes

A 6.75% tax rate is imposed on sports wagering net receipts, defined as gross receipts less winnings paid to wagerers, and the tax revenue is deposited in the Sports Wagering Receipts Fund. **Figure 1** shows the total amount collected in sports wagering State tax by quarter in FY 2020, FY 2021, FY 2022, and FY 2023.

Figure 1 — Sports Wagering State Tax by Quarter



Source: Iowa Racing and Gaming Commission

A 6.75% tax rate is also imposed on Internet fantasy sports contest adjusted revenues, defined as the amount equal to the total charges and fees collected less the winnings paid to participants, multiplied by a location percentage. The location percentage is equal to the total charges and fees collected from all Internet fantasy sports contest players in the State divided by the total charges and fees collected from all participants in the contest. The tax revenue generated from Internet fantasy sports contests is reduced by a tax credit equal to the regulatory fee paid to the Iowa Racing and Gaming Commission by the contest provider.

More Information

Iowa Racing and Gaming Commission: irgc.iowa.gov
LSA Staff Contact: Maria Wagenhofer (515.281.5270) maria.wagenhofer@legis.iowa.gov

Internet fantasy sports contest tax revenue is also deposited in the Sports Wagering Receipts Fund. Internet fantasy sports generated approximately \$19,000 in State taxes in FY 2021, approximately \$18,000 in FY 2022, and approximately \$14,000 in FY 2023. No State tax revenue was generated by Internet fantasy sports in FY 2020.

Appropriations

Since FY 2020, the General Assembly has appropriated funds from the Fund for three purposes. The General Assembly appropriated \$300,000 in FY 2020 and \$1.8 million in FY 2021, FY 2022, and FY 2023 to the Gambling Treatment Program under the Department of Public Health. In FY 2022 and FY 2023, the General Assembly also appropriated \$1.5 million to the Sports Tourism Program under the Economic Development Authority. In FY 2023, the General Assembly appropriated \$7.0 million to the General Fund for the Endow Iowa Tax Credit Program. **Figure 2** shows the revenue and appropriations from the Sports Wagering Receipts Fund in FY 2020, FY 2021, FY 2022, and FY 2023.

Figure 2 — Sports Wagering Receipts Fund

	FY 2020	FY 2021	FY 2022	FY 2023
Revenue				
Beginning Account Balance	\$ 0	\$ 1,499,735	\$ 5,846,701	\$ 12,228,656
Pari-Mutuel Receipts	1,788,241	6,091,872	9,603,539	12,890,229
Interest	11,494	5,094	28,416	462,097
Total Revenues	<u>\$ 1,799,735</u>	<u>\$ 7,596,701</u>	<u>\$ 15,478,656</u>	<u>\$ 25,580,982</u>
Appropriations				
Sports Tourism Program	\$ 0	\$ 0	\$ 1,500,000	\$ 1,500,000
Gambling Treatment Program	300,000	1,750,000	1,750,000	1,750,000
General Fund - Endow Iowa Tax Credit	0	0	0	7,000,000
Total Appropriations	<u>\$ 300,000</u>	<u>\$ 1,750,000</u>	<u>\$ 3,250,000</u>	<u>\$ 10,250,000</u>
Reversion	0	0	0	0
Ending Balance	<u>\$ 1,499,735</u>	<u>\$ 5,846,701</u>	<u>\$ 12,228,656</u>	<u>\$ 15,330,982</u>

Licensing Fees

For gaming entities conducting sports wagering, there is an initial licensing fee of \$45,000 and an annual licensing renewal fee of \$10,000. These license fees are deposited into the General Fund. For gaming entities conducting Internet fantasy sports contests, there is an initial license fee of \$5,000 and an annual licensing renewal fee of \$1,000. However, if the licensee collected Internet fantasy sports contest revenue greater than \$150,000 in the previous fiscal year, the annual renewal fee is \$5,000. Internet fantasy sports contest license fees are considered repayment receipts as defined in Iowa Code section [8.2](#). The Sports Wagering Receipts Fund does not receive licensing revenue.

Related Statutes and Administrative Rules

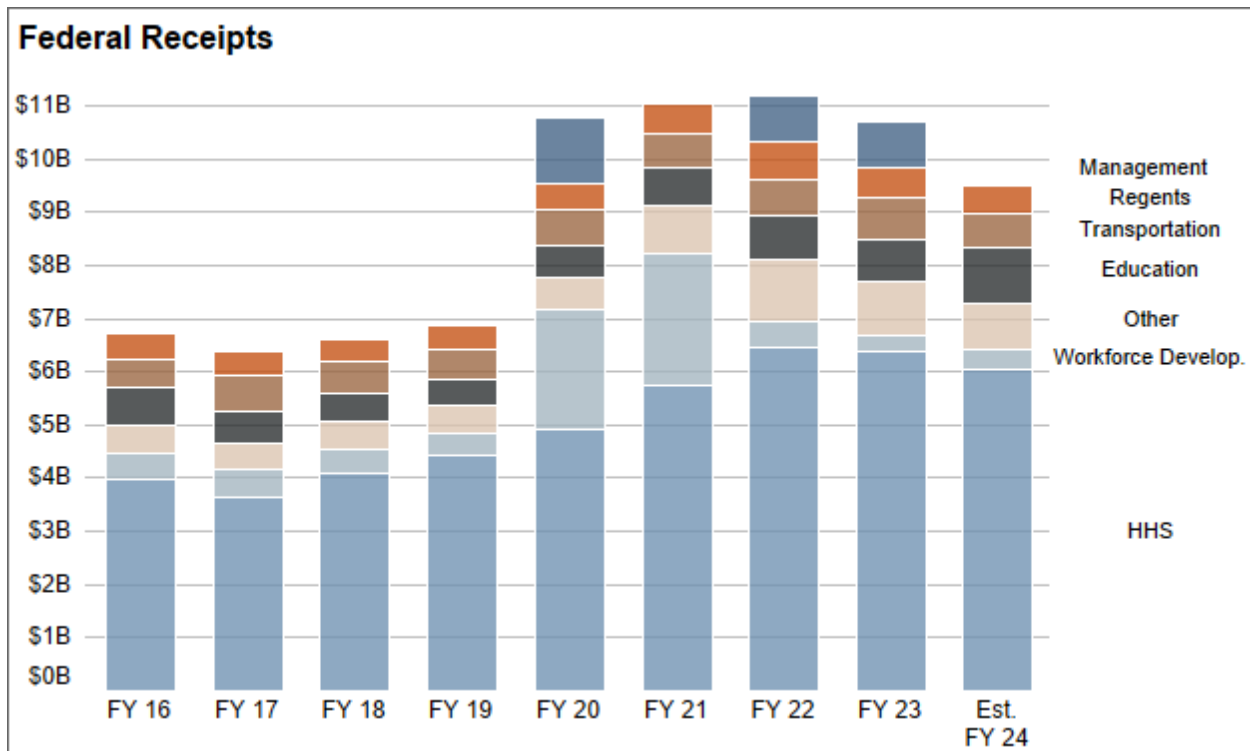
Iowa Code chapters [99D](#), [99E](#), and [99F](#)

Iowa Administrative Code [491—13](#) and [491—14](#)

FY 2024 Federal Funds

Beginning in FY 2020, federal receipts received by the State of Iowa increased by \$3.895 billion compared to FY 2019 due to the COVID-19 pandemic. Prior to the pandemic, year-over-year increases ranged from \$100.0 million (FY 2017) to \$606.1 million (FY 2019). Federal receipts have remained elevated since FY 2020, though a decrease for estimated FY 2024 and FY 2025 is expected. For FY 2024, it is estimated that Iowa will receive a total of \$9.526 billion in federal funds. The majority of the federal funds received by the Department of Health and Human Services (HHS) are distributed to the Medicaid Program. **Figure 1** shows the major recipients of federal funds from FY 2016 to estimated FY 2024.

Figure 1



Note: Fiscal Years in **Figure 1** are on a state fiscal year.

Figure 2 provides a history of federal funds received by Iowa departments for FY 2021, FY 2022, and FY 2023 and includes estimated federal funds for FY 2024.

Figure 2

Federal Receipts				
(in millions)				
	Actual FY 2021	Actual FY 2022	Actual FY 2023	Estimated FY 2024
Health and Human Services	5,739.5	6,455.6	6,371.0	6,055.7
Workforce Development	2,473.4	475.8	321.8	367.2
Education	911.3	1,183.6	1,004.2	853.7
Other	721.2	815.6	805.9	1,050.5
Transportation	633.1	697.2	787.6	652.3
Regents	610.2	715.6	548.5	545.8
Management	0.5	852.2	851.6	1.0
Total	11,089.4	11,195.5	10,690.6	9,526.2

Federal Funds Tracking: Grants Enterprise Management System

The Iowa [Grants Enterprise Management System \(GEM\\$\)](#) is operated by the Department of Management (DOM) and is designed as a resource for State agencies and local governments for researching and applying for federal grant opportunities and tracking the award of funding, if granted. The System:

- Manages the reporting of grants applied for and received by State agencies.
- Posts State grants available for application.
- Manages State agency awards to government entities, nonprofit organizations, private businesses, and individuals. This includes the grant application, selection, award/contracting, monitoring, communications, modification, reporting, closeout, and financial management processes.

GEM\$ also enables State departments to collaborate on grants when possible. Agencies that used GEM\$ to report their awards in FY 2023 included:

- Department of Administrative Services
- Iowa Economic Development Authority
- Department of Education
- Department of Management
- Department of Homeland Security and Emergency Management
- Iowa Commission on Volunteer Service
- Governor’s Office of Drug Control Policy
- Department of Health and Human Services
- Department of Cultural Affairs
- Department of Public Defense
- Department of Public Safety
- Department of Justice
- Department of Corrections
- Iowa College Student Aid Commission
- Department of Agriculture and Land Stewardship
- Department of Natural Resources
- Attorney General
- Iowa Vocational Rehabilitation Services
- Civil Rights Commission
- Department for the Blind
- Department on Aging
- Department of Transportation
- Iowa Public Television
- Judicial Branch

Related Websites

Federal Funds Information for States: www.ffis.org

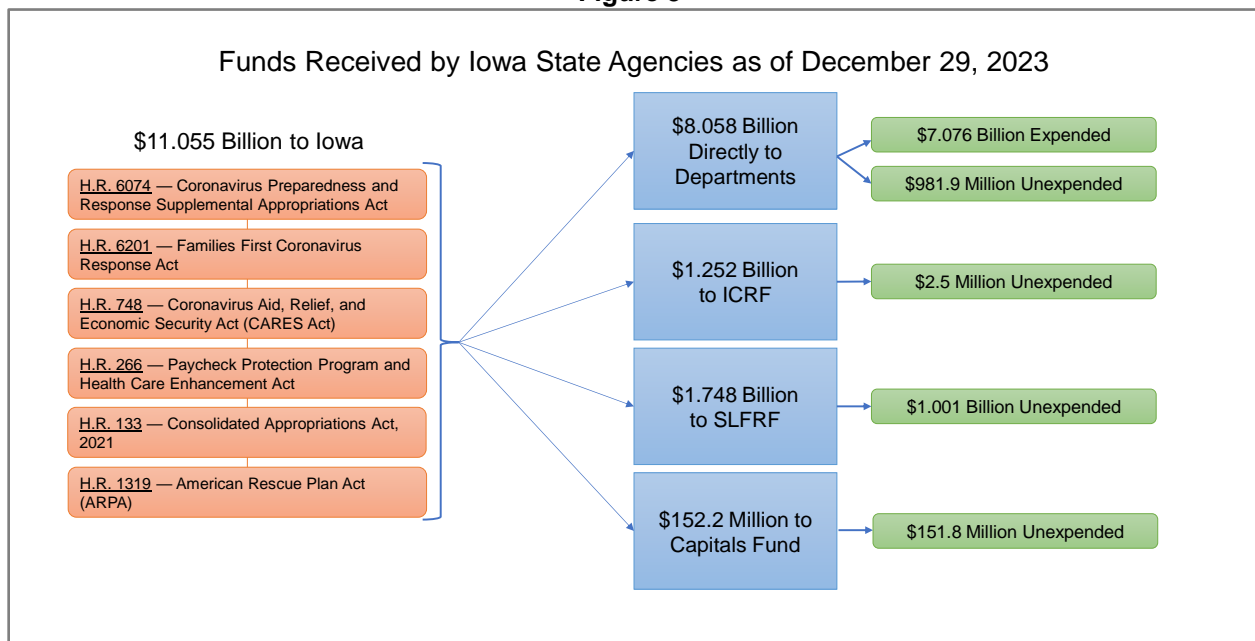
Government Accountability Office: www.gao.gov

CARES Act, ARPA, and Other Federal Stimulus Acts. In response to the COVID-19 pandemic, the federal government enacted six Acts in 2020 and 2021. Those Acts are:

- [H.R. 6074](#) — Coronavirus Preparedness and Response Supplemental Appropriations Act, enacted March 6, 2020.
- [H.R. 6201](#) — Families First Coronavirus Response Act, enacted March 18, 2020.
- [H.R. 748](#) — Coronavirus Aid, Relief, and Economic Security (CARES) Act, enacted March 27, 2020.
- [H.R. 266](#) — Paycheck Protection Program and Health Care Enhancement Act, enacted April 24, 2020.
- [H.R. 133](#) — Consolidated Appropriations Act, 2021, enacted December 27, 2020.
- [H.R. 1319](#) — American Rescue Plan Act of 2021 (ARPA), enacted March 11, 2021.

Through December 29, 2023, State agencies in Iowa have reported federal awards totaling \$11.055 billion related to the six Acts to address a wide variety of expenses related to the COVID-19 pandemic. Of this total, \$8.058 billion has been awarded directly to departments, \$1.252 billion was awarded to the Iowa Coronavirus Relief Fund (ICRF), \$1.748 billion was awarded to the Iowa Coronavirus State and Local Fiscal Recovery Fund (SLFRF) for the State and nonentitlement units of government, and \$152.2 million was awarded to the Coronavirus Capitals Fund. The **Appendix** at the end of the Federal Funds section details the \$8.058 billion awarded directly to State departments.

Figure 3



Of the \$8.058 billion in federal funds awarded directly to State departments, \$7.076 billion (87.8%) has been expended as of December 29, 2023. Of the total year-to-date expenses, \$2.993 billion (42.3%) has been expended for worker unemployment benefits. This figure does not include the funds from the ICRF and SLFRF allocated for this same purpose.

Total expenses from the programs that have expended the most funding are outlined in **Figure 4**. The majority of expenditures (78.8%) occurred from FY 2020 to FY 2022. Federal payments for unemployment insurance, which are separate from any payments made to unemployment insurance from the ICRF and SLFRF, were more than half of all expenses in FY 2020 (58.1%) and FY 2021 (55.8%). The Coronavirus Relief Fund was the second major program from which expenses were made and comprised 26.2% of expenditures in FY 2020 and 18.9% in FY 2021. Funding for the Medical Assistance Program (Medicaid) was a key piece of expenditures from federal funding. Expenditures made monthly are continued until the end of calendar year 2023. Although the Medical Assistance Program was the top program in expenses in FY 2023, consistent awards mean that expenses total \$1.257 billion and comprised 13.9% of expenditures. Beginning in FY 2022, two new programs established under ARPA began to contribute to total spending. The SLFRF has totaled \$750.2 million in expenses and will be one of the major programs in the future. The American Rescue Plan Elementary and Secondary School Emergency Relief Program also comprised a major source of expenses with a total of \$564.2 million.

Figure 4

COVID-19 Aid Expenses by Top Eight Programs						
(in millions)						
	FY 2020	FY 2021	FY 2022	FY 2023	FY 2024	Total
American Rescue Plan Elementary and Secondary School Emerg. Relief	\$0.0	\$0.0	\$176.0	\$294.3	\$93.8	\$564.2
Child Care and Development Block Grant	\$6.2	\$62.6	\$205.0	\$137.9	\$7.6	\$419.3
Coronavirus Relief Fund	\$553.3	\$574.3	\$104.5	\$14.7	\$0.0	\$1,246.8
Coronavirus State and Local Fiscal Recovery Fund	\$0.0	\$0.0	\$386.8	\$253.3	\$110.0	\$750.2
Elementary and Secondary School Emergency Relief Fund	\$64.4	\$75.3	\$221.5	\$48.9	\$5.9	\$415.9
Medical Assistance Program	\$136.6	\$301.1	\$322.0	\$340.9	\$156.9	\$1,257.5
National School Lunch Program	\$38.8	\$59.2	\$6.6	\$27.3	\$13.1	\$145.1
Other	\$86.4	\$266.1	\$543.6	\$268.2	\$117.0	\$1,281.3
Unemployment Insurance	\$1,228.0	\$1,692.8	\$64.6	\$7.0	\$0.3	\$2,992.6
Grand Total	\$2,113.8	\$3,031.4	\$2,030.7	\$1,392.5	\$504.6	\$9,073.0

Note: This figure reflects expenses that occurred between July 1 and June 30 without regard to accrual adjustments.

Figure 5

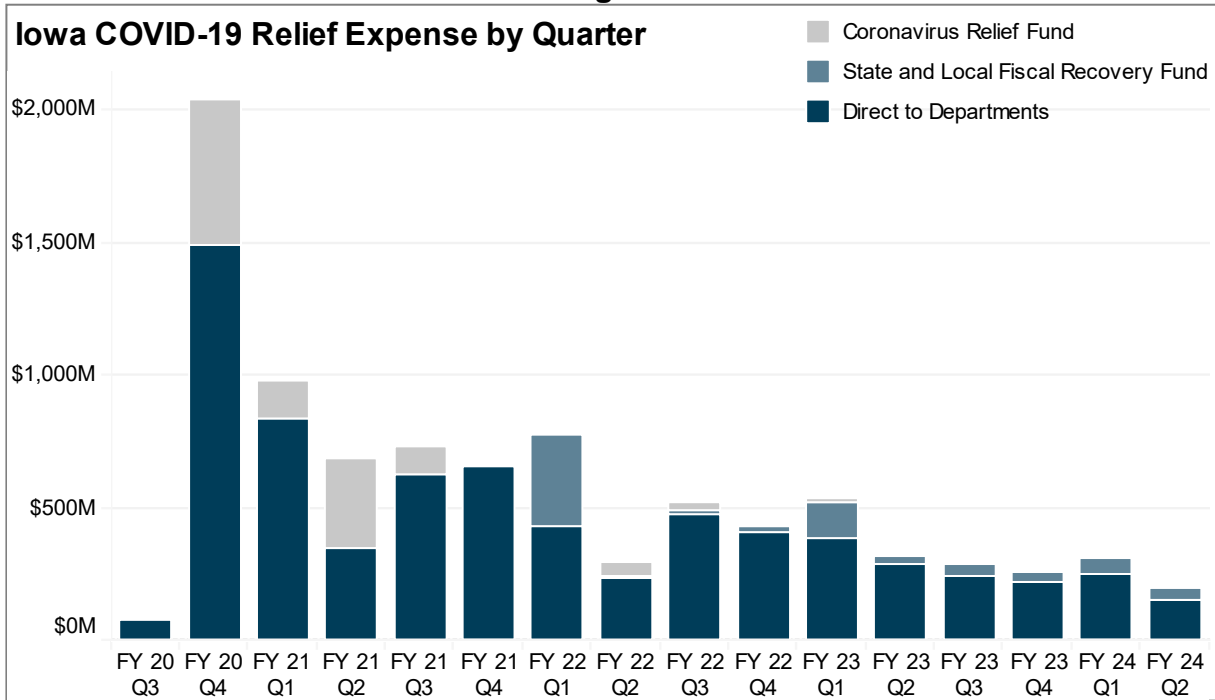


Figure 5 shows how federal relief funding has been spent, and how expenses have slowed when reviewed by quarter. The figure displays larger expenses at the start of the COVID-19 pandemic (FY 2020 Q4). The ICRF was a major part of spending through FY 2021 Q3, but expenses since then have decreased. Funding provided directly to departments has provided the largest share of expenditure in each quarter. Expenditure from the SLFRF began in earnest in FY 2022 Q1, but this expense was driven by the two largest payments. The first was a transfer to the Unemployment Insurance Fund, and the second was a transfer to nonentitlement units of government in Iowa.

To summarize, the ICRF is nearing the point of final closeout. Programs allocated directly to departments have remained the majority of expenses, but these funding streams will begin sunseting soon. The majority of the expenditures from the SLFRF remain to be made.

Figure 6 focuses on the top eight programs for the four most recent quarters. The Medical Assistance Program comprises 31.5% of all expenses, and American Rescue Plan Elementary and Secondary School Emergency Relief comprises 21.1% of all expenses. Lastly, the SLFRF will remain a major portion of State expenditures into FY 2027, with \$1.001 billion in funds remaining.

Figure 6

Federal COVID-19 Aid Expenses by Four Most Recent Quarters					
Top 8 Programs (in millions)					
	FY 23 Q3	FY 23 Q4	FY 24 Q1	FY 24 Q2	Total
American Rescue Plan Elementary and Secondary School Emerg. Relief	\$71.0	\$56.9	\$91.6	\$2.2	\$221.7
Child Care and Development Block Grant	\$10.2	\$15.4	\$6.7	\$0.9	\$33.2
Coronavirus State and Local Fiscal Recovery Fund	\$46.9	\$37.9	\$63.6	\$46.4	\$194.7
Elementary and Secondary School Emergency Relief Fund	\$6.4	\$5.5	\$5.9	\$0.0	\$17.9
Epidemiology and Laboratory Capacity for Infectious Diseases (ELC)	\$6.3	\$4.2	\$6.2	\$23.6	\$40.2
Highway Planning and Construction	\$5.6	\$10.1	\$12.6	\$3.0	\$31.2
Medical Assistance Program	\$86.2	\$87.8	\$85.4	\$71.5	\$330.9
National School Lunch Program	\$5.9	\$0.0	\$0.0	\$13.1	\$19.0
Other	\$47.4	\$41.2	\$39.3	\$32.6	\$160.5
Total	\$285.9	\$258.9	\$311.3	\$193.4	\$1,049.5

Note: This figure reflects expenses that occurred between July 1 and June 30 without regard to accrual adjustments.

Awards Directly to Departments

Figure 7 displays the eight agencies that received the most funding and combines all other agencies. Of the \$8.058 billion in federal funds awarded directly to State agencies, \$7.076 billion (87.8%) has been expended as of December 29, 2023. Of the total year-to-date expenses, \$2.993 billion (42.3%) has been expended for worker unemployment benefits. This figure does not include the funds from the ICRF and SLFRF allocated for this same purpose.

Figure 7

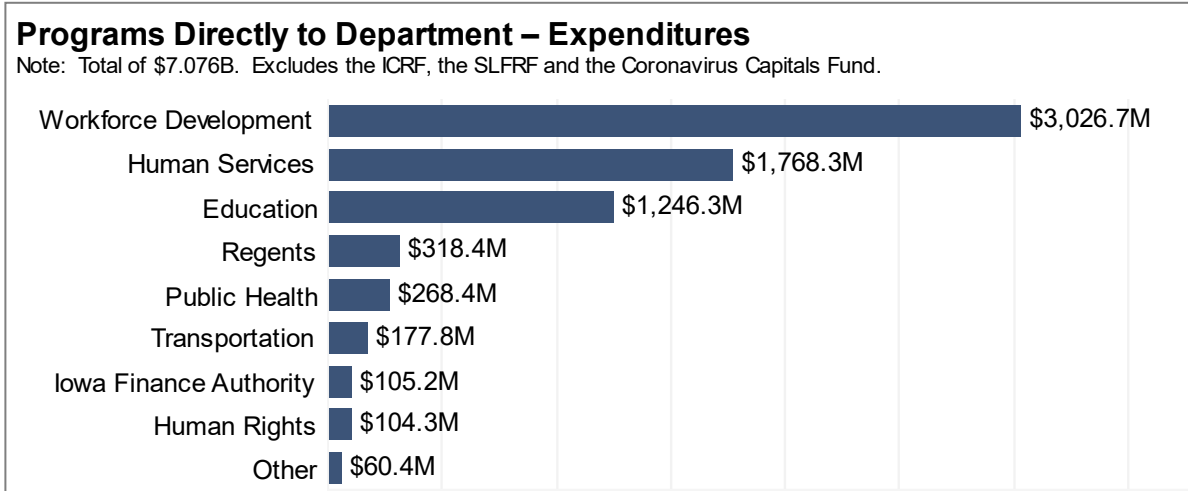
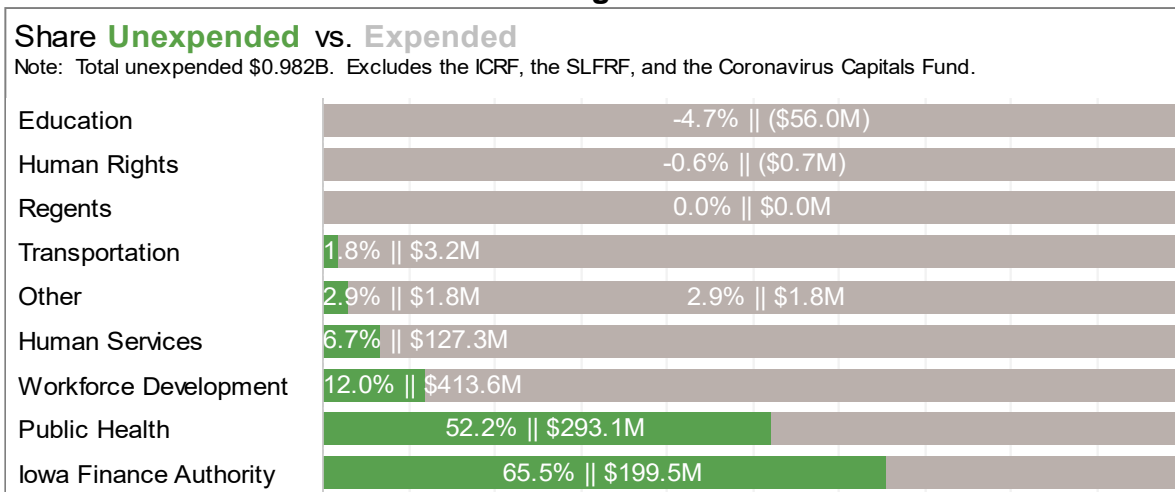


Figure 8 displays the share of awarded funds that have been unexpended versus expended by State agencies. The Department of Public Health (DPH), initially a standalone department but now within the HHS, and the Iowa Finance Authority (IFA) currently have the largest percentage of dollars awarded to them that are unexpended. Some of these awarded dollars may no longer be available for expenditure. However, the DPH and IFA have reported expenditures as late as December 2023. For the DPH, the majority of unexpended funds are for the Epidemiology and Laboratory Capacity for Infectious Diseases Program. Expense reporting for this program is ongoing, and funding will remain available in future years. For the IFA, the majority of the unexpended funds are for Emergency Rental Assistance. Similar to the DPH, expense reporting for Emergency Rental Assistance is ongoing and funding will remain available in future years.

Figure 8



Note: Expenses for the Departments of Education and Human Rights exceeded the awarded amount because receipts exceeded estimated awards.

Iowa Coronavirus Relief Fund

Iowa received \$1.250 billion in federal funds through the CARES Act on April 20, 2020, illustrated in **Figure 9**. To date, \$2.4 million in interest earnings has been credited to the Fund. As of December 29, 2023, net transfers to agencies total \$1.247 billion, with some moneys having been returned to the Fund. The current balance in the Fund is \$2.5 million. Of the \$1.247 billion transferred to the agencies, a total of \$1.247 billion has been expended for various programs. The Treasury has revised the guidance to provide that a cost associated with a necessary expenditure incurred due to the public health emergency shall be considered to have been incurred by December 31, 2021, if the recipient has incurred an obligation concerning such cost by December 31, 2021. Recipients were allowed to record their expenditures through September 30, 2022. As of this date, \$3.1 million has been returned to the federal government. A final report has not been issued on all ICRF expenditures, but the State is allowed to retain interest earnings for administrative expenses.

Figure 9

Coronavirus Relief Fund (April 2020 CARES Act)		
Coronavirus Relief Fund		
Federal Support	\$	1,250,000,000
Interest		2,411,565
Federal Support Returned		-3,125,641
Net Transfers to Agencies		-1,247,199,802
Fund Balance	\$	2,086,121
Department Activities		
Transfers Received		1,247,199,802
Reported Expenses		-1,246,832,986
Unexpended Transfers	\$	366,817
Total Unexpended	\$	2,452,938

The LSA published an update on [Federal Assistance Related to COVID-19](#) in August. Adjustments were made to Coronavirus Relief Administration and Oversight under the DOM. For this program, the Governor has transferred \$477,000 to the DOM to administer the Coronavirus Relief Fund. A balance of \$344,000 remains unexpended. The LSA will continue to monitor the Fund for future transactions.

Iowa State and Local Coronavirus Fiscal Recovery Fund

The State of Iowa has received \$1.703 billion in federal funds and \$48.9 million in interest, which has been deposited into the SLFRF. As of December 29, 2023, \$771.1 million has been transferred to various departments. The first \$237.5 million was transferred to the Department of Workforce Development's (IWD's) Unemployment Insurance Trust Fund. These funds are used to support ongoing unemployment benefits for Iowans. An additional \$221.2 million was transferred to the Iowa Department of Revenue for payments to nonentitlement units of government, which are cities with a population of less than 50,000. Funds provided to State and local governments have broad spending flexibility, including addressing emergency and economic effects of the pandemic; replenishing revenue losses due to the shutdown of the economy; investments in water, sewer, and broadband infrastructure; and premium pay to essential workers.

Funds in the SLFRF must be used to cover costs incurred by recipients between March 3, 2021, and December 31, 2024, and funds must be expended by December 31, 2026, or they will revert to the federal government.

Figure 10 reflects SLFRF activity across the State. This includes moneys that remain in the Fund and moneys that have been transferred to departments and are no longer in the SLFRF but have not been expended by the State.

Figure 10

Coronavirus State and Local Fiscal Recovery Fund Revenue, Transfers, and Department Activities		
Coronavirus Fiscal Recovery Fund		
Federal Support	\$	1,702,586,735
Interest		48,857,072
Net Transfers to Agencies		-771,136,399
Fund Balance	\$	980,307,408
Department Activities		
Transfers Received		771,136,399
Reported Expenses		-750,149,387
Unexpended Transfers	\$	20,987,012
Total Unexpended	\$	1,001,294,421

Figure 11 shows expenses at a program level. Note that some programs may show expenses that exceed transfers that have been made to a department. The discrepancy is primarily due to the ongoing nature of transaction reporting. The LSA will continue to monitor these programs.

In addition, several of these departments were moved by 2023 Iowa Acts, [Senate File 514](#) (State Government Alignment Act). However, these departments received transfers and made expenditures that occurred before the passage of SF 514. These instances will show the initial department that received the funding, and the department that currently administers the program will be displayed in parentheses.

Figure 11

**Iowa Coronavirus State and Local Fiscal Recovery Fund
Total Transfers and Expenses**

	Net Transfers	Expenses
Administrative Services	\$ 27,661,436	\$ 28,826,974
Local Government Relief Payments Support	386,225	386,225
Public Sector Premium Pay - Corrections	1,524,000	1,524,000
Public Sector Premium Pay - Teachers	95,000	95,000
Public Sector Premium Pay - Peace Officer	5,988,000	5,988,000
Premium Pay Administration	6,000	6,000
PPE and DME Storage and Distribution - DAS	1,003,933	903,189
Iowa Juvenile Home - Demolition and Asbestos Remediation	353,278	353,278
Park Avenue Project	18,305,000	18,183,483
HHS Strategic Space Planning	0	1,387,798
Aging (HHS)	\$ 435,000	\$ 230,800
Office of Public Guardian	435,000	230,800
Agriculture and Land Stewardship	\$ 3,500,000	\$ 2,950,681
Iowa Conservation Infrastructure	3,500,000	2,950,681
Office of the Chief Information Officer (DOM)	\$ 96,204,983	\$ 108,301,505
OCIO Broadband Community Engagement	1,320,000	1,320,000
Broadband Infrastructure Support Grants	57,530,354	69,591,483
Broadband Expansion Grant Administration	2,855,320	2,953,274
Security Operations Center	2,487,567	2,681,336
Data Center Migration	11,720,439	9,761,583
Operations System Replacement	760,000	144,498
Endpoint Detection and Response Platform	3,922,972	3,408,364
Cap. Complex Network Upgrade	1,163,179	1,163,179
Inventory and Asset Management	420,000	389,681
Digital Transformation Project	3,394,441	4,156,647
Identity and Access Management	3,490,375	3,490,375
Identity and Access Management Fall 2023	3,595,086	3,595,086
State Financial System	3,416,257	5,452,006
Joint Forces HQ HVAC Replacement	128,993	128,993
Statewide IT Organization	0	65,000
College Student Aid Commission (Department of Education)	\$ 7,710,211	\$ 7,541,969
GEAR UP Iowa Future Ready	1,834,657	1,663,280
National Guard Benefits Program	600,000	600,000
National Guard Service Scholarship Supp. Spring 2023	1,600,000	1,600,000
National Guard Service Scholarship Supp. Spring 2023 - Additional	175,554	175,554
Last Dollar Scholarship Program	3,500,000	3,500,000
ICAPS Security	0	3,135
Corrections	\$ 8,264,040	\$ 9,543,983
Homes for Iowa	8,150,497	9,430,440
Iowa Correctional Offender Network	113,542	113,542
Education	\$ 766,950	\$ 1,227,097
Iowa Private Sector Premium Pay	732,020	732,020
Critical Incident Mapping	34,930	34,930
GEAR UP Iowa Future Ready	0	460,148

Figure 11 (cont.)

Iowa Coronavirus State and Local Fiscal Recovery Fund		
Total Transfers and Expenses		
	Net Transfers	Expenses
Economic Development Authority	\$ 46,274,736	\$ 45,891,208
Tourism Marketing Projects	1,241,754	1,241,754
Iowa Promotional Campaign Fall 2021	3,899,982	3,899,982
Iowa Promotional Campaign Spring 2022	4,700,000	4,700,000
Iowa Promotional Campaign Spring 2023	3,750,000	3,750,000
Manufacturing 4.0 Small Manufacturers	4,200,000	4,128,201
Manufacturing 4.0 Mid-Size Manufacturers	17,200,000	16,751,476
Downtown Housing Grant Program	1,591,000	1,589,543
Nonprofit Initiative	7,974,000	7,979,505
Destination Iowa - Outdoor Recreation	478,000	558,674
Iowa Brand Development	240,000	305,000
Manufacturing 4.0 - Tech. Investment Small Manufacturers	1,000,000	932,529
Talent Attraction	0	54,544
Health and Human Services	\$ 2,650,000	\$ 0
Lucas Building Renovation Planning	2,650,000	0
Homeland Security	\$ 12,388,167	\$ 7,807,834
PPE Storage	213,304	213,304
School Safety Improv. Fund and Vulnerability Assessments	10,151,778	6,006,950
Hazardous Condition Remediation Plan	448,085	0
School Safety Administration	1,575,000	1,587,580
Iowa Finance Authority	\$ 37,618,229	\$ 22,079,751
Wastewater Infrastructure for Unsewered Communities	8,144,279	7,631,245
Economically Significant Projects	22,000,000	10,881,511
Minority Down Payment Assistance Pilot Program	965,000	965,000
Watershed Protection Projects	6,451,138	2,544,182
Industrial Water Reuse Projects	57,813	57,813
Management	\$ 6,043,784	\$ 6,043,784
Fund Administration	3,165,633	3,165,633
Workforce Realignment Consultant	42,500	42,500
Guidehouse - Alignment Consultant	1,035,514	1,035,514
Rule Management Program	362,546	362,546
Organizational Change Management Support	475,125	475,125
Alignment Employee Engagement	837,465	837,465
Area Education Agency Benchmarking	125,000	125,000
Natural Resources	\$ 892,479	\$ 892,479
Hazardous Condition Remediation Plan	892,479	892,479
Public Defense	\$ 0	\$ 1,405,734
DPS and DPD Deployment	0	1,405,734

Figure 11 (cont.)

Iowa Coronavirus State and Local Fiscal Recovery Fund		
Total Transfers and Expenses		
	Net Transfers	Expenses
Public Safety	\$ 11,713,658	\$ 11,349,296
Computer Aided Dispatch	0	24,975
DPS Recruitment Initiative	368,485	368,485
School Safety Hardware and Software	6,154,615	6,154,574
School Safety Bureau	1,325,000	1,207,347
Motor Vehicle Enforcement	3,297,226	3,025,583
DPS and DPD Deployment	568,332	568,332
State Fair	\$ 0	\$ 1,324,057
Iowa State Fair Security Improvements	0	1,324,057
Regents	\$ 3,407,576	\$ 3,365,485
UNI Future Ready Iowa Scholarship Program	1,444,493	1,317,199
Veterinary Diagnostic Lab Phase II	1,813,208	1,898,411
Biosciences Infrastructure	149,875	149,875
Revenue	\$ 221,185,312	\$ 221,185,312
Local Government Relief	221,185,312	221,185,312
Transportation	\$ 28,000,000	\$ 13,934,548
Commercial Aviation Airports	28,000,000	13,934,548
Veterans Affairs	\$ 248,411	\$ 265,232
Veterans Trust Fund Supplemental Grant	248,411	265,232
Workforce Development	\$ 256,171,428	\$ 255,981,659
Unemployment Insurance Trust Fund	237,470,586	237,470,586
IowaWORKS Program Promotion	601,023	601,023
Reemployment Case Management System	4,123,955	3,751,694
Child Care Challenge	6,728,485	6,728,485
Summer Youth Internship Projects	1,441,975	1,312,892
Labor Market Information	235,071	279,900
Child Care Challenge Bus. Incentive	244,253	244,253
Health Careers Registered Apprenticeship	687,390	687,390
Work-Based Learning Professional Profiling System	853,750	863,720
Teacher and Paraeducator Registered Apprenticeship	3,447,288	3,680,023
Iowa Language Learners Job Training Program	72,386	79,302
Entry-Level Driver Training Program	110,537	127,662
Home Base Iowa Portal	154,729	154,729
	\$ 771,136,399	\$ 750,149,387

Department of Administrative Services (DAS)

- **Local Government Relief Payments Support:** The Governor has transferred \$386,000 to administer local government relief for nonentitlement units in cities with a population less than 50,000. The DAS has expended the balance of the funds.
- **Iowa Public Sector Premium Pay:** The Governor has transferred \$7.6 million to the program. This program provides a premium pay lump-sum payment to teachers (\$95,000) employed by the State, law enforcement (\$6.0 million) and corrections officers (\$1.5 million), and medical professionals working in corrections. The DAS has expended the balance of the funds. This includes \$6,000 expended for administration.
- **PPE and DME Storage and Distribution:** The Governor has transferred \$1.0 million to pay for centralized storage of personal protective equipment (PPE) and durable medical equipment (DME). The DAS has expended \$903,000, and there is a balance of \$101,000 remaining.
- **Iowa Juvenile Home:** The Governor has transferred \$353,000 to the DAS for the demolition and asbestos remediation at the Iowa Juvenile Home to prepare the site for community redevelopment. The DAS has expended the balance of the funds.
- **Park Avenue Project:** The Governor has transferred \$18.3 million for the purchase of a building, completion of short-term improvements and relocation of staff, and long-term improvements. The DAS has expended \$18.2 million, and there is a balance of \$122,000 remaining.
- **HHS Strategic Space Planning:** A transfer has not been recorded, but funds are expected to be transferred in the future. This project is a renovation of the Hoover State Office Building and the Lucas State Office Building related to the relocation of HHS staff. The DAS has expended \$1.4 million.

Department on Aging

- **Office of the Public Guardian:** The Governor has transferred \$435,000 to reduce the current waiting list of lowans in need of guardianship-conservatorship via contracted services. This will pay for one calendar year of public guardianship services for 81 people. The Department has expended \$231,000, and there is a balance of \$204,000 remaining.

Department of Agriculture and Land Stewardship (DALs)

- **Iowa Conservation Infrastructure:** The Governor has transferred \$3.5 million to improve water quality by harnessing the collective ability of both private and public resources, organizations, and contractors to rally around the Nutrient Reduction Strategy and implement proven conservation practices to reduce nutrients. This program will invest in nonpoint source conservation projects in priority watersheds with layered benefits including improved water quality, habitat, recreation, and carbon sequestration. The DALs has expended \$3.0 million, and there is a balance of \$549,000 remaining.

Office of the Chief Information Officer (OCIO)

- **OCIO Broadband Community Engagement:** The Governor has transferred \$1.3 million to provide Iowa cities and counties with education, research, consulting, and related support in connection with the development of broadband plans. Such plans will identify stakeholders, partners, funding sources, and supporting data that can be used to support broadband development at the local government level. The OCIO has expended the balance of the funds.
- **Broadband Infrastructure Support Grants:** The Governor has transferred \$57.5 million to Broadband Infrastructure Grants. These grants are intended to support broadband expansion across the State. The OCIO has expended \$69.6 million. This expense exceeds the amount transferred to date by \$12.1 million, but additional funds are expected to be transferred in the future.
- **Broadband Expansion Grant Administration:** The Governor has transferred \$2.9 million to administer broadband grants. The OCIO has expended \$3.0 million. This expense exceeds the amount transferred to date by \$98,000, but additional funds are expected to be transferred in the future.
- **Security Operations Center:** The Governor has transferred \$2.5 million to expand the Security Operations Center to provide continuous security monitoring services, provide security of network systems, and improve the State's ability to respond to cyberattacks. The OCIO has expended

\$2.7 million. This expense exceeds the amount transferred to date by \$194,000, but additional funds are expected to be transferred in the future.

- **Data Center Migration:** The Governor has transferred \$11.7 million to support the State's Data Center Migration and Resiliency Project to include migration of data to a new data center and to update or replace aged infrastructure. The OCIO has expended \$9.8 million, and there is a balance of \$2.0 million remaining.
- **Operations System Replacement:** The Governor has transferred \$760,000 to replace unsupported endpoints and software across the State network. The OCIO has expended \$144,000, and there is a balance of \$616,000 remaining.
- **Endpoint Detection and Response Platform:** The Governor has transferred \$3.9 million to acquire software licenses for a new Endpoint Detection and Response (EDR) platform capable of serving State agencies and local governments. The EDR platform will provide additional security protections for managed endpoints including personal computers, servers, and other devices. The OCIO has expended \$3.4 million, and there is a balance of \$515,000 remaining.
- **Capitol Complex Network Upgrade:** The Governor has transferred \$1.2 million to replace network and wireless infrastructure across the Capitol complex. The OCIO has expended the balance of the funds.
- **Inventory and Asset Management:** The Governor has transferred \$420,000 to acquire or build systems intended to track information technology (IT) assets. The OCIO has expended \$390,000, and there is a balance of \$30,000 remaining.
- **Digital Transformation Project:** The Governor has transferred \$3.4 million to update State websites to improve user experience. The OCIO has expended \$4.2 million. This expense exceeds the amount transferred to date by \$762,000, but additional funds are expected to be transferred in the future.
- **Identity and Access Management:** The Governor has transferred \$3.5 million to renew the Okta platform, which provides a single identity access point to employees and citizens to interact with systems operated by the State. The OCIO has expended the balance of the funds.
- **Identity and Access Management Fall 2023:** The Governor has transferred \$3.6 million to support the fall 2023 one-year renewal of the OCIO's Okta platform, which provides a single identity for employees and citizens interacting with State government systems. The OCIO has expended the balance of the funds.
- **State Financial System:** The Governor has transferred \$3.4 million to upgrade the current State finance and accounting system to the latest cloud-based version to ensure greater security of the State's financial infrastructure and to provide greater transparency and accountability through the improved system functionality. The OCIO has expended \$5.5 million. This expense exceeds the amount transferred to date by \$2.0 million, but additional funds are expected to be transferred in the future.
- **Heating, Ventilation, and Air Conditioning (HVAC) Replacement:** The Governor has transferred \$129,000 to replace HVAC equipment in the data center at the Joint Forces Headquarters. This equipment serves the Iowa Air National Guard, the Iowa Communications Network, and the OCIO. The OCIO has expended the balance of the funds.
- **Statewide IT Organization:** A transfer has not been recorded, but funds are expected to be transferred in the future. This project will support costs to engage a third party for consulting and development of various implementation plans for statewide IT reorganization. The OCIO has expended \$65,000.

College Student Aid Commission (CSAC)

- **GEAR UP Iowa Future Ready:** The Governor has transferred \$1.8 million to GEAR UP. These funds will be used to launch the GEAR UP Iowa Future Ready Project. This four-year project will support a cohort of students beginning in the ninth grade and will follow them as they progress through school, while also supporting the graduating class at partner schools each year. The program is a partnership between Iowa College Aid, partner school districts, certain higher education institutions, and community-based organizations. The CSAC has expended \$1.7 million, and there is a balance of \$171,000 remaining.

- **National Guard Benefits Program:** The Governor has transferred \$600,000 to the National Guard Benefits Program. These funds will be used to cover a 20.0% increase in applicants to the scholarship program. The Program provides scholarship awards to Iowa National Guard members who attend eligible Iowa colleges and universities. The CSAC has expended the balance of the funds.
- **National Guard Service Scholarship:** The Governor has transferred \$1.6 million to provide tuition reimbursement for Iowa National Guard soldiers and airmen for spring 2023. The CSAC has expended the balance of the funds.
- **National Guard Service Scholarship — Additional:** The Governor has transferred \$176,000 to provide additional funding for tuition reimbursement for Iowa National Guard soldiers and airmen for spring 2023. The CSAC has expended the balance of the funds.
- **Last Dollar Scholarship Program:** The Governor has transferred \$3.5 million to the Last Dollar Scholarship Program. The Program will cover any remaining tuition and qualified fees for students who meet the Federal Pell Grant qualifications. The Program provides funding to Iowans for short-term programs of study aligned with high-demand jobs at Iowa colleges. The CSAC has expended the balance of the funds.
- **Iowa College Aid Processing System (ICAPS) Security:** A transfer has not been recorded, but funds are expected to be transferred in the future. The project will protect ICAPS data by adding multi-factor authentication, enhancing record audit history, using the State's web application firewall, and adding CAPTCHA technology. The CSAC has expended \$3,000.

Department of Corrections (DOC)

- **Homes for Iowa:** The Governor has transferred \$8.2 million to support a building trades jobs training program for Iowa inmates. This program will construct modular homes for income-qualified Iowa residents. The DOC has expended \$9.4 million. This expense exceeds transfers by \$1.3 million, but additional funds are expected to be transferred in the future.
- **Iowa Corrections Offender Network (ICON):** The Governor transferred \$114,000 to support essential data programming for the ICON system, which will increase operational efficiency within the system and reporting capabilities. The DOC has expended the balance of the funds.

Department of Education

- **Iowa Private Sector Premium Pay:** The Governor has transferred \$732,000 to provide a premium pay lump-sum payment to teachers at independent schools. The Department has expended the balance of the funds.
- **Critical Incident Mapping:** The Governor has transferred \$35,000 for a critical incident mapping system. Critical incident mapping will be made available to independently accredited nonpublic K-12 school locations to include a detailed floor plan of the school building and surrounding school grounds that incorporates key information needed by emergency first responders to plan for and respond to an emergency. The Department has expended the balance of the funds.
- **GEAR UP Iowa Future Ready:** A transfer has not been recorded, but funds are expected to be transferred in the future. These funds will be used to launch the GEAR UP Iowa Future Ready Project. This four-year project will support a cohort of students beginning in the ninth grade and will follow them as they progress through school, while also supporting the graduating class at partner schools each year. The program is a partnership between Iowa College Aid, partner school districts, certain higher education institutions, and community-based organizations. The Department has expended \$460,000.

Economic Development Authority (IEDA)

- **Tourism Marketing Projects:** The Governor has transferred \$1.2 million to promote tourism through investment in an image inventory for tourism marketing campaigns and redesign of the Travellowa.com tourism website. The IEDA has expended the balance of the funds.
- **Iowa Promotional Campaign Fall 2021:** The Governor has transferred \$3.9 million to invest in a comprehensive multimedia advertising campaign around a 30-second video that introduces Iowa to the nation and encourages travelers to explore the State. The IEDA has expended the balance of the funds.

- **Iowa Promotional Campaign Spring 2022:** The Governor has transferred \$4.7 million to invest in a comprehensive multimedia advertising campaign around a 30-second video that introduces Iowa to the nation and encourages travelers to explore the State. The IEDA has expended the balance of the funds.
- **Iowa Promotional Campaign Spring 2023:** The Governor has transferred \$3.8 million to a multimedia advertising campaign intended to encourage people to visit, live in, and work in Iowa. The IEDA has expended the balance of the funds.
- **Manufacturing 4.0 “Small”:** The Governor has transferred \$4.2 million to help Iowa’s small manufacturers continue to advance their processes; automate decision making; and optimize their current human capital from manual, labor-intensive positions into highly skilled, value-added occupations, thus allowing manufacturing to continue to be the largest contributor to the State’s gross domestic product (GDP). The IEDA has expended \$4.1 million, and there is a balance of \$72,000 remaining.
- **Manufacturing 4.0 “Mid-Size”:** The Governor has transferred \$17.2 million to help Iowa’s mid-size manufacturers continue to advance their processes; automate decision making; and optimize their current human capital from manual, labor-intensive positions into highly skilled, value-added occupations, thus allowing manufacturing to continue to be the largest contributor to the State’s GDP and competitive on the worldwide manufacturing scale. The IEDA has expended \$16.8 million, and there is a balance of \$449,000 remaining.
- **Downtown Housing Grant Program:** The Governor has transferred \$1.6 million to the Downtown Housing Grant Program. The Program is intended to develop upper-story spaces in downtown properties into residential units to create new housing units in rural Iowa communities. The IEDA has expended \$1.6 million, and there is a balance of \$1,500 remaining.
- **Nonprofit Initiative:** The Governor has transferred \$8.0 million to the Nonprofit Initiative. The Program will provide grants for Iowa nonprofits to invest in infrastructure. The IEDA has expended \$8.0 million. This expense exceeds transfers by \$5,500, but additional funds are expected to be transferred in the future.
- **Destination Iowa — Outdoor Recreation:** The Governor has transferred \$478,000 to support projects that support outdoor recreation. The IEDA has expended \$559,000. This expense exceeds transfers by \$81,000, but additional funds are expected to be transferred in the future.
- **Iowa Brand Development:** The Governor has transferred \$240,000 for brand development. The IEDA has expended \$305,000. This expense exceeds transfers by \$65,000, but additional funds are expected to be transferred in the future.
- **Manufacturing 4.0 — Tech Investment Small Manufacturers:** The Governor transferred \$1.0 million to assist firms that have between 3 and 150 employees acquire specialized hardware or software in the industry 4.0 technology groups. The IEDA has expended \$933,000, and there is a balance of \$67,000 remaining.
- **Talent Attraction:** A transfer has not been recorded, but funds are expected to be transferred in the future. This program will build a talent attraction system that is trackable, personal, leverages partnerships statewide and strengthens them, and gives communities a meaningful role in the This Is Iowa campaign. The IEDA has expended \$55,000.

Department of Health and Human Services (HHS)

- **Lucas Building Renovation:** The Governor has transferred \$2.7 million to the HHS to begin renovation planning. No funds have been expended.

Department of Homeland Security and Emergency Management (HSEMD)

- **Personal Protective Equipment (PPE) Storage:** The Governor has transferred \$213,000 to pay for a warehouse lease for the storage of PPE. The HSEMD has expended the balance of the funds.
- **School Safety Improvement Fund and School Safety Vulnerability Assessments:** The Governor has transferred \$10.2 million to perform vulnerability assessments and minor capital improvements for school safety enhancements. The HSEMD has expended \$6.0 million, and there is a balance of \$4.1 million remaining.
- **Hazardous Condition Remediation Plan:** The Governor has transferred \$448,000 to the HSEMD. The Project will support the replacement of damaged equipment and supplies for first responders and

hazardous condition remediation associated with an explosion and subsequent fire at a factory in the city of Marengo. No funds have been expended.

- **School Safety Administration:** The Governor has transferred \$1.6 million to pay for costs associated with the administration of the School Safety Program. The HSEMD has expended \$1.6 million. This expense exceeds transfers by \$13,000, but additional funds are expected to be transferred in the future.

Iowa Finance Authority (IFA)

- **Wastewater Infrastructure for Unsewered Communities:** The Governor has transferred \$8.1 million to the Water Infrastructure Fund to provide grants for property owners residing in an unsewered community to repair or upgrade their septic system. A portion of funding will also be reserved to provide financial assistance to unsewered communities to implement an existing plan for constructing a centralized wastewater system. The IFA has expended \$7.6 million, and there is a balance of \$513,000 remaining.
- **Economically Significant Projects:** The Governor has transferred \$22.0 million to provide funding to support the Clean and/or Drinking Water State Revolving Fund-eligible water infrastructure components of projects in Iowa that serve a large population or geographical area, with the added benefit of promoting tourism and supporting economic growth by creating jobs and/or increasing local revenue. The IFA has expended \$10.9 million, and there is a balance of \$11.1 million remaining.
- **Minority Down Payment Assistance (DPA) Pilot Program:** The Governor has transferred \$965,000 to provide 200 eligible Iowa minority households with assistance purchasing a home. The Program provides a \$5,000 down payment and a closing costs assistance grant when used with the IFA's FirstHome mortgage program. The IFA has expended the balance of the funds.
- **Watershed Protection Projects:** The Governor has transferred \$6.5 million for projects that will invest in nonpoint source watershed projects. The IFA has expended \$2.5 million, and there is a balance of \$3.9 million remaining.
- **Industrial Water Reuse Projects:** The Governor has transferred \$58,000 to provide matching grants for manufacturers to install onsite water reuse systems at industrial and/or manufacturing facilities. The IFA has expended the balance of the funds.

Department of Management

- **Fund Administration:** The Governor has transferred \$3.2 million to pay for administrative costs associated with the State and Local Fiscal Recovery Fund. The DOM has expended the balance of the funds.
- **Workforce Realignment Consultant:** The Governor has transferred \$43,000 to the DOM to review workforce service delivery and to align State programs with the goal of returning to prepandemic rates of unemployment and labor participation. The DOM has expended the balance of the funds.
- **Guidehouse Alignment Consultant:** The Governor has transferred \$1.0 million to pay for a contract with Guidehouse Consulting. The DOM has expended the balance of the funds.
- **Rule Management Program:** The Governor has transferred \$363,000 to the DOM. This application is intended to be used by the Governor and State agencies to review and rewrite administrative code rules. The DOM has expended the balance of the funds.
- **Organizational Change Management Support:** The Governor has transferred \$475,000 to the DOM for outside services. The DOM has expended the balance of the funds.
- **Alignment Employee Engagement:** The Governor has transferred \$837,000 to the DOM to use employee survey results to improve employee retention through the alignment transition. The DOM has expended the balance of the funds.
- **Area Education Agency Benchmarking:** The Governor has transferred \$125,000 to the DOM. This project will identify leading approaches for administering special education services and will provide an in-depth analysis of peer state performance, structure, and approach for providing special education services. The DOM has expended the balance of the funds.

Department of Natural Resources (DNR)

- **Hazardous Condition Remediation Plan:** The Governor has transferred \$893,000 to the DNR. The project will support the replacement of damaged equipment and supplies for first responders and

hazardous condition remediation associated with an explosion and subsequent fire at a factory in the city of Marengo. The DNR has expended the balance of the funds.

Department of Public Defense (DPD)

- **DPD and DPS Deployment:** A transfer has not been recorded, but funds are expected to be transferred in the future. The program will deploy Iowa National Guard troops and Department of Public Safety (DPS) employees to the southern border in response to the State of Texas Emergency Management Assistance Compact (EMAC) request. The DPD has expended \$1.4 million.

Department of Public Safety

- **Computer Aided Dispatch:** A transfer has not been recorded, but funds are expected to be transferred in the future. The project will provide funds to purchase a new computer aided dispatch system and record management system which will facilitate the sharing and searching of joint law enforcement data. The DPS has expended \$25,000.
- **DPS Recruitment Initiative:** The Governor has transferred \$368,000 to the DPS for a recruitment program. This funding will be used to enhance the ability of the DPS to recruit public sector employees. The Department is planning to develop outreach materials, conduct digital marketing, and create a careers website for sworn officers. The DPS has expended the balance of the funds.
- **School Safety Hardware and Software:** The Governor has transferred \$6.2 million for threat monitoring software, the creation of an anonymous reporting tool, and safety radios that allow schools to communicate with law enforcement during emergencies. The DPS has expended \$6.2 million, and there is a balance of \$40 remaining.
- **School Safety Bureau:** The Governor has transferred \$1.3 million to the School Safety Program. Funds will be made available to schools to assess school safety, coordinate and facilitate training requests, and provide continuous monitoring for an anonymous reporting tool. The DPS has expended \$1.2 million, and there is a balance of \$118,000 remaining.
- **Motor Vehicle Enforcement:** The Governor has transferred \$3.3 million to the DPS to move motor vehicle enforcement (MVE) from the Department of Transportation (DOT) to the DPS. The project will support costs to align commercial vehicle enforcement under one department. The DPS will utilize funds to support MVE transition costs, purchase a fleet and supply building, and support DPS general operation costs. The DPS has expended \$3.0 million, and there is a balance of \$272,000 remaining.
- **DPS and DPD Deployment:** The Governor has transferred \$568,000. The Program will deploy Iowa National Guard troops and DPS employees to the southern border in response to the State of Texas EMAC request. The DPS has expended the balance of the funds.

Iowa State Fair

- **Security Improvements:** A transfer has not been recorded, but funds are expected to be transferred in the future. This funding will be used for construction and renovation of an Iowa State Fair Patrol and Security Office. The State Fair has expended \$1.3 million.

Board of Regents

- **UNI Future Ready Scholarship Program:** The Governor has transferred \$1.4 million to the University of Northern Iowa (UNI) for scholarships. These scholarships are intended to cover the difference between the tuition rates of UNI and community colleges. This Program is for students pursuing one of the qualifying UNI online degree completion programs. The Board of Regents has expended \$1.3 million, and there is a balance of \$127,000 remaining.
- **Veterinary Diagnostic Laboratory Phase II:** The Governor has transferred \$1.8 million to Iowa State University to support phase two of the construction of the Veterinary Diagnostic Laboratory. The Board of Regents has expended \$1.9 million. This expense exceeds transfers by \$85,000, but additional funds are expected to be transferred in the future.
- **Biosciences Infrastructure:** The Governor has transferred \$150,000 for biosciences infrastructure. The Board of Regents has expended the balance of the funds.

Department of Revenue (IDR)

- **Local Government Relief:** The Governor has transferred \$221.2 million to distribute the Local Fiscal Recovery Fund payment to nonentitlement units within Iowa. Nonentitlement units are cities with less than 50,000 in population. The IDR has expended the balance of the funds.

Department of Transportation

- **Commercial Aviation Airports:** The Governor has transferred \$28.0 million to the DOT for projects on commercial aviation airports. The total cost of the program was announced at \$100.0 million. There are currently eight commercial aviation airports, which are located in Burlington, Cedar Rapids, Des Moines, Dubuque, Fort Dodge, Mason City, Sioux City, and Waterloo. Commercial airports may apply for funding based on a formula, with 10.0% split evenly between the eight commercial service airports in Iowa, and the additional amount allocated based on 2019 passenger enplanements. The DOT has expended \$13.9 million, and there is a balance of \$14.1 million remaining.

Department of Veterans Affairs

- **Veterans Trust Fund Supplemental Grant:** The Governor has transferred \$248,000. The program was intended to clear the backlog of Veterans Trust Fund applications approved by the State Commission on Veterans Affairs or received by the Department of Veterans Affairs from counties as of November 3, 2022. Applications submitted by veterans prior to March 3, 2021, are not eligible for this program. The Department of Veterans Affairs has expended \$265,000. This expense exceeds transfers by \$17,000, but additional funds are expected to be transferred in the future.

Department of Workforce Development (IWD)

- **Unemployment Insurance Trust Fund:** The Governor has transferred \$237.5 million to support the Unemployment Insurance Trust Fund and reduce the pandemic's impact on employers. The IWD has expended the balance of the funds.
- **IowaWORKS Program Promotion:** The Governor has transferred \$601,000 to promote the IowaWorks.gov website, which is the central location for Iowans looking for employment. With job vacancies at an all-time high, this marketing campaign has helped promote opportunities that are being offered by employers across the State of Iowa. The IWD has expended the balance of the funds.
- **Reemployment Case Management System:** The Governor has transferred \$4.1 million to support expanded Reemployment Services and Eligibility Assessment (RESEA) interviews and work search audits, reducing unemployment time for those on unemployment benefits through individualized reemployment plans. The IWD has expended \$3.8 million, and there is a balance of \$372,000 remaining.
- **Child Care Challenge:** The Governor has transferred \$6.7 million to create new child care slots across the State to help communities improve their child care options and bolster opportunities for Iowans to reenter the workforce. The IWD has expended the balance of the funds.
- **Summer Youth Internship Projects:** The Governor has transferred \$1.4 million to provide internship opportunities in high-demand fields to youth with barriers to employment and/or who are at risk of not graduating. The IWD has expended \$1.3 million, and there is a balance of \$129,000 remaining.
- **Labor Market Information:** The Governor has transferred \$235,000 for projects to enhance the State's ability to provide detailed labor market data to stakeholders to build a stronger, more skilled workforce. The IWD has expended \$280,000. This expense exceeds transfers by \$45,000, but additional funds are expected to be transferred in the future.
- **Child Care Challenge Business Incentive:** The Governor has transferred \$244,000. This Program is intended to help employers offer or expand child care options as a benefit to their employees. Funds awarded will support local infrastructure investments to build or expand child care capacity or to support arrangements between employers and child care facilities to expand and reserve child care slots. The IWD has expended the balance of the funds.
- **Health Careers Registered Apprenticeship:** The Governor has transferred \$687,000. The Program will support community efforts to establish new or expand on existing registered apprenticeship programs for health care careers for high school students. The program will be an

alternative pathway to health education with an added opportunity to earn and learn, including one-to-one mentoring during on-the-job training. Supplemental assistance will be provided to acquire simulation software and hardware to further enhance apprentices' educational and practical experience and readiness for the field. The IWD has expended the balance of the funds.

- **Work-Based Learning Professional Profiling System:** The Governor has transferred \$854,000. The project will provide an application and platform for tracking apprenticeship credentials and sharing them with employers. This will create a more efficient way for prospective employers to assess the qualifications of candidates and a simple method for prospective employees to make their qualifications and background known to employers who are looking for workers. The IWD has expended \$864,000. This expense exceeds transfers by \$10,000, but additional funds are expected to be transferred in the future
- **Teacher and Paraeducator Registered Apprenticeship:** The Governor has transferred \$3.4 million. The Program is intended to provide opportunities for current high school students and adults to earn a paraeducator certificate and associate degree and for paraeducators to earn their bachelor's degree while learning and working in the classroom. The IWD has expended \$3.7 million. This expense exceeds transfers by \$233,000, but additional funds are expected to be transferred in the future.
- **Iowa Language Learners Job Training Program:** The Governor has transferred \$72,000. The Program will make funds available to encourage and enable businesses and employer consortiums to provide onsite language learning opportunities to reduce language barriers within the workplace. The IWD has expended \$79,000. This expense exceeds transfers by \$6,900, but additional funds are expected to be transferred in the future.
- **Entry-Level Driver Training Program:** The Governor has transferred \$111,000. This funding is intended to reimburse employers and nonprofits that provide Entry-Level Driver Training (ELDT). The IWD has expended \$128,000. This expense exceeds transfers by \$17,000, but additional funds are expected to be transferred in the future.
- **Home Base Iowa Portal:** The Governor has transferred \$155,000 to improve job resources and data collection through the IowaWORKS platform related to veterans employed through Home Base Iowa. The IWD has expended the balance of the funds.

Coronavirus Capitals Fund. The Coronavirus Capitals Fund is another source of federal funding under the discretion of the Governor. The funding for this program will total \$152.2 million. These funds will be allocated for broadband expansion in Iowa. As of December 29, 2023, \$233,000 has been transferred to the Broadband Fund and the OCIO is reporting \$233,000 in expenses. Additional transfers to the Broadband Fund are expected.

Reporting Requirements. On June 17, 2021, the U.S. Department of the Treasury released [Compliance and Reporting Guidance](#) for the State and Local Federal Recovery Funds, which required the State to submit an Interim Report and a Recovery Plan Performance Report to the federal government by August 31, 2021.


In addition to the requirement to submit the reports to the federal government, 2021 Iowa Acts, [House File 895](#) (FY 2022 and FY 2023 Federal Block Grant Appropriations Act), requires that whenever the DOM is required to report to the U.S. Department of the Treasury on the State and Local Federal Recovery Funds, the DOM is also required to submit the same information to the LSA. The most recent [report](#) issued by the DOM is available online.

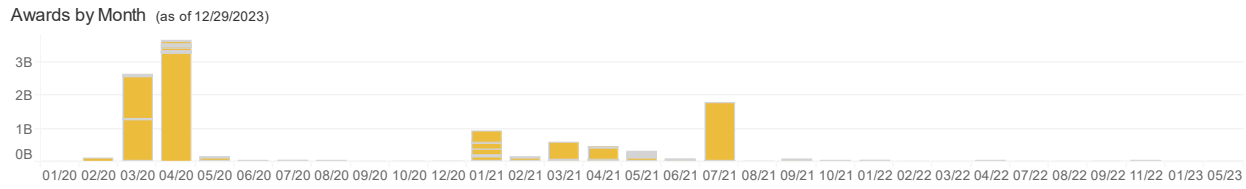
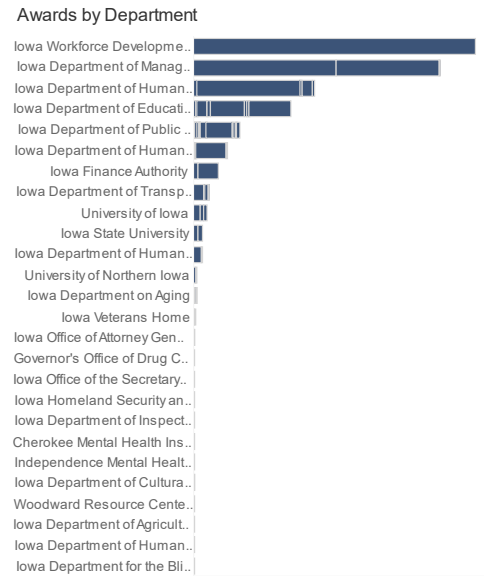
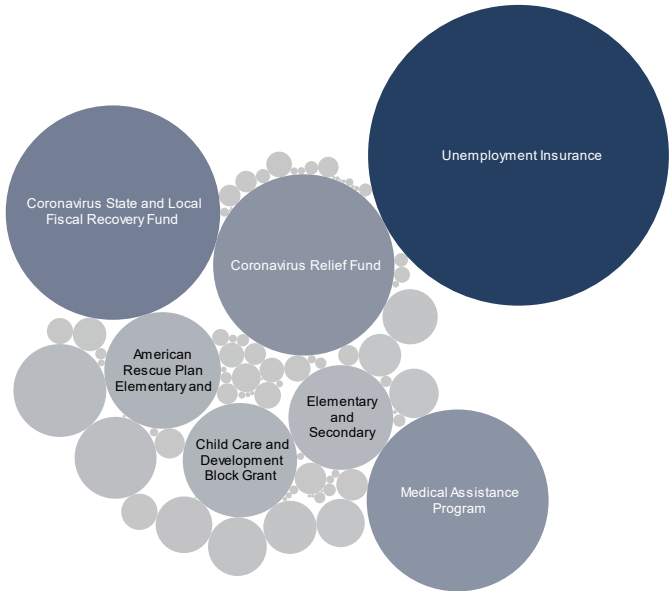
Dashboard: Federal COVID-19 Relief — Awards and Expenditures. The Fiscal Services Division of the LSA has published an interactive Tableau dashboard that displays details regarding federally provided COVID-19 relief. The dashboard details statewide awards and expenses at the program level. The dashboard is available at: legis.iowa.gov/publications/covid19Relief.

Federal COVID-19 Relief Awards
Iowa Legislative Services Agency || Source: Iowa Department of Management

\$11.055B Total Reported Awards

87 Federal Programs Reported

About this dashboard
Click the icon on/off 



The data displayed in this dashboard is provided by the DOM and is updated weekly. The dashboard allows users to review detailed information regarding the awarded and expended funds. Additional details may be available upon request.

Additional Information. The DOM and DAS have established a process for tracking expenditures of federal funds that State agencies have received for costs associated with the COVID-19 pandemic. The expenditure data is available at: data.iowa.gov.

The LSA will continue to analyze the estimated funding allocations to Iowa and will provide future updates as more information becomes available. For more information about awards, allocations, or expenditures, please contact the LSA.

LSA Staff Contacts: Evan Johnson (515.281.6301) evan.johnson@legis.iowa.gov
Adam Broich (515.281.8223) adam.broich@legis.iowa.gov

Appendix – Federal Awards by Department and Program

Source: data.iowa.gov || Updated Through December 29, 2023

Department	Federal Program	Awards	Expenses	Available Funds
Aging	Elder Abuse Prevention Interventions Program	\$38,952	(\$38,250)	\$702
	National Family Caregiver Support, Title III, Part E	\$2,412,567	(\$2,089,767)	\$322,800
	Special Programs for the Aging, Title III, Part B, Grants for Supportive Services and Senior Centers	\$6,903,516	(\$6,032,401)	\$871,115
	Special Programs for the Aging, Title III, Part C, Nutrition Services	\$15,957,362	(\$14,767,505)	\$1,189,857
	Special Programs for the Aging, Title III, Part D, Disease Prevention and Health Promotion Services	\$426,326	(\$331,206)	\$95,120
	Special Programs for the Aging, Title IV, and Title II, Discretionary Projects	\$692,290	(\$677,983)	\$14,307
	Special Programs for the Aging, Title VII, Chapter 2, Long-Term Care Ombudsman Services for Older Individuals	\$292,850	(\$226,887)	\$65,963
	Total	\$26,723,863	(\$24,163,999)	\$2,559,864
Agriculture and Land Stewardship	Plant and Animal Disease, Pest Control, and Animal Care	\$266,176	(\$237,992)	\$28,184
	Total	\$266,176	(\$237,992)	\$28,184
Blind	Randolph-Sheppard – Financial Relief and Restoration Payments	\$203,966	(\$203,966)	\$0
	Total	\$203,966	(\$203,966)	\$0
Cultural Affairs	Promotion of the Humanities Division of Preservation and Access	\$465,700	(\$465,700)	\$0
	Promotion of the Humanities Federal/State Partnership	\$442,700	(\$442,700)	\$0
	Total	\$908,400	(\$908,400)	\$0
Drug Control Policy	Coronavirus Emergency Supplemental Funding Program	\$5,754,321	(\$5,781,132)	(\$26,811)
	Total	\$5,754,321	(\$5,781,132)	(\$26,811)
Education	American Rescue Plan Elementary and Secondary School Emergency Relief	\$516,344,144	(\$564,184,355)	(\$47,840,211)
	American Rescue Plan Elementary and Secondary School Emergency Relief – Homeless Children and Youth (ARP-HCY)	\$1,268,374	(\$2,108,971)	(\$840,597)
	American Rescue Plan Emergency Assistance to Non-Public Schools	\$23,744,042	(\$13,358,144)	\$10,385,898
	Child and Adult Care Food Program	\$1,862,614	(\$1,683,903)	\$178,711
	Coronavirus Response and Relief Supplemental Appropriations Emergency Assistance for Non-Public Schools	\$26,271,345	(\$26,271,345)	\$0

Appendix – Federal Awards by Department and Program

Source: data.iowa.gov || Updated Through December 29, 2023

Department	Federal Program	Awards	Expenses	Available Funds
Education	Elementary and Secondary School Emergency Relief Fund	\$416,489,855	(\$415,930,352)	\$559,503
	Governor's Emergency Relief Fund	\$37,783,389	(\$35,807,023)	\$1,976,366
	Grants to States	\$2,974,383	(\$2,581,572)	\$392,811
	National School Lunch Program	\$115,772,703	(\$145,100,039)	(\$29,327,336)
	Pandemic EBT Administrative Costs	\$204,482	(\$203,868)	\$614
	Rethink K12 Education Models Grants	\$17,681,016	(\$9,790,540)	\$7,890,476
	Special Education - Grants for Infants and Families	\$1,962,406	(\$2,203,609)	(\$241,203)
	Special Education Grants to States	\$25,016,861	(\$25,016,861)	\$0
	Special Education Preschool Grants	\$2,032,917	(\$2,032,917)	\$0
	Supply Chain Resiliency: Farm to School State Agency Formula Grant	\$892,116	(\$74,892)	\$817,224
Total		\$1,190,300,647	(\$1,246,348,391)	(\$56,047,744)
Homeland Security and Emer. Mgmt.	Emergency Performance Management Grant	\$2,640,448	(\$2,487,008)	\$153,440
	Total	\$2,640,448	(\$2,487,008)	\$153,440
Human Rights	Community Services Block Grant	\$10,821,398	(\$10,813,390)	\$8,008
	Low-Income Home Energy Assistance	\$92,842,993	(\$93,518,305)	(\$675,312)
	Total	\$103,664,391	(\$104,331,696)	(\$667,305)
Human Services	Adoption Assistance	\$16,552,708	(\$16,552,708)	\$0
	Block Grants for Community Mental Health Services	\$18,067,154	(\$9,846,349)	\$8,220,805
	Chafee Education and Training Vouchers Program (ETV)	\$697,415	(\$697,415)	\$0
	Child Abuse and Neglect State Grants	\$985,790	(\$734,300)	\$251,490
	Child Care and Development Block Grant	\$496,585,094	(\$380,309,430)	\$116,275,664
	Children's Health Insurance Program	\$34,434,859	(\$34,434,859)	\$0

Appendix – Federal Awards by Department and Program

Source: data.iowa.gov || Updated Through December 29, 2023

Department	Federal Program	Awards	Expenses	Available Funds
Human Services	Community-Based Child Abuse Prevention Grants	\$2,424,305	(\$55,000)	\$2,369,305
	Developmental Disabilities Basic Support and Advocacy Grants	\$36,536	(\$25,990)	\$10,546
	Elder Abuse Prevention Interventions Program	\$1,696,036	(\$1,693,399)	\$2,637
	Emergency Food Assistance Program (Administrative Costs)	\$2,492,473	(\$2,492,473)	\$0
	Foster Care Title IV-E	\$1,958,252	(\$1,958,252)	\$0
	Guardianship Assistance	\$747,333	(\$747,333)	\$0
	John H. Chafee Foster Care Program for Successful Transition to Adulthood	\$4,798,212	(\$3,615,176)	\$1,183,036
	MaryLee Allen Promoting Safe and Stable Families Program	\$610,050	(\$161,403)	\$448,647
	Medical Assistance Program	\$1,257,493,348	(\$1,257,493,348)	\$0
	Money Follows the Person Rebalancing Demonstration	\$37,918,155	(\$37,918,155)	\$0
	Pandemic EBT Administrative Costs	\$5,888,500	(\$7,452,374)	(\$1,563,874)
	Provider Relief Fund	\$4,525,988	(\$4,379,825)	\$146,163
	Refugee and Entrant Assistance State/Replacement Designee Administered Programs	\$264,134	(\$264,134)	\$1
	State Administrative Matching Grants for the Supplemental Nutrition Assistance Program	\$594,192	(\$594,192)	\$0
	Stephanie Tubbs Jones Child Welfare Services Program	\$476,722	(\$476,722)	\$0
Temporary Assistance for Needy Families	\$6,333,899	(\$6,425,737)	(\$91,839)	
Total	\$1,895,581,155	(\$1,768,328,575)	\$127,252,580	
Inspections and Appeals	State Survey and Certification of Health Care Providers and Suppliers (Title XVIII) Medicare	\$2,277,832	(\$706,820)	\$1,571,012
	Total	\$2,277,832	(\$706,820)	\$1,571,012
Iowa Finance Authority	Emergency Rental Assistance Program	\$254,716,328	(\$84,033,206)	\$170,683,123
	Homeowner Assistance Fund	\$50,000,000	(\$21,146,552)	\$28,853,448
	Total	\$304,716,328	(\$105,179,758)	\$199,536,570

Appendix – Federal Awards by Department and Program

Source: data.iowa.gov || Updated Through December 29, 2023

Department	Federal Program	Awards	Expenses	Available Funds
Justice	Family Violence Prevention and Services/Domestic Violence Shelter and Supportive Services	\$4,894,484	(\$2,340,078)	\$2,554,406
	Family Violence Prevention and Services/Sexual Assault/Rape Crisis Services and Supports	\$1,803,338	(\$926,832)	\$876,506
	Total	\$6,697,822	(\$3,266,910)	\$3,430,912
Management	Child Care and Development Block Grant	\$0	(\$5,881,444)	(\$5,881,444)
	Total	\$0	(\$5,881,444)	(\$5,881,444)
Public Health	Activities to Support State, Tribal, Local and Territorial (STLT) Health Department Response to Public Health or Healthcare Crises	\$31,646,110	(\$22,627,190)	\$9,018,920
	Behavioral Risk Factor Surveillance System	\$19,479	(\$19,479)	\$0
	Block Grants for Prevention and Treatment of Substance Abuse	\$23,239,115	(\$14,235,383)	\$9,003,732
	CDC's Collaboration with Academia to Strengthen Public Health	\$26,958,149	(\$482,133)	\$26,476,016
	Emergency Grants to Address Mental and Substance Use Disorders During COVID-19	\$4,859,647	(\$3,186,880)	\$1,672,767
	Epidemiology and Laboratory Capacity for Infectious Diseases (ELC)	\$327,570,183	(\$144,056,283)	\$183,513,900
	Grants to States for Loan Repayment	\$1,425,169	(\$682,001)	\$743,168
	HIV Care Formula Grants	\$173,500	(\$173,500)	\$0
	Immunization Cooperative Agreements	\$68,753,135	(\$31,193,566)	\$37,559,569
	Maternal, Infant, and Early Childhood Home Visiting Program	\$5,862,138	(\$2,915,229)	\$2,946,909
	National Bioterrorism Hospital Preparedness Program	\$2,464,248	(\$2,158,263)	\$305,985
	National Center for Injury Prevention and Control	\$33,588	(\$33,588)	\$0
	Preventive Health Services: Sexually Transmitted Diseases Control Grants	\$4,672,767	(\$3,652,337)	\$1,020,430
	Public Health Emergency Response: Cooperative Agreement for Emergency Response: Public Health Crisis Response	\$25,800,617	(\$13,753,382)	\$12,047,235
	Public Health Training Centers Program	\$3,000,000	(\$685,920)	\$2,314,080
Rural Health Research Centers	\$17,569,568	(\$15,210,299)	\$2,359,269	
Small Rural Hospital Improvement Grant Program	\$7,588,530	(\$7,277,182)	\$311,348	

Appendix – Federal Awards by Department and Program

Source: data.iowa.gov || Updated Through December 29, 2023

Department	Federal Program	Awards	Expenses	Available Funds
Public Health	Traumatic Brain Injury State Demonstration Grant Program	\$86,400	(\$14,611)	\$71,789
	WIC Special Supplemental Nutrition Program for Women, Infants, and Children	\$9,778,952	(\$6,028,063)	\$3,750,889
	Total	\$561,501,295	(\$268,385,290)	\$293,116,005
Regents	Higher Education Emergency Relief Fund	\$107,569,348	(\$107,569,348)	\$0
	Higher Education Emergency Relief Fund II	\$131,249,902	(\$131,249,902)	\$0
	Provider Relief Fund	\$79,531,217	(\$79,531,217)	\$0
	Total	\$318,350,467	(\$318,350,467)	\$0
Secretary of State	2018 HAVA Election Security Grants	\$4,870,694	(\$4,870,694)	\$0
	Total	\$4,870,694	(\$4,870,694)	\$0
Transportation	Enhanced Mobility of Seniors and Individuals with Disabilities	\$349,811	(\$313,888)	\$35,923
	Federal Transit Formula Grants	\$42,820,959	(\$39,957,656)	\$2,863,303
	Formula Grants for Rural Areas and Tribal Transit Program	\$16,000,554	(\$14,317,878)	\$1,682,676
	Highway Planning and Construction	\$121,866,016	(\$123,222,550)	(\$1,356,534)
	Total	\$181,037,340	(\$177,811,972)	\$3,225,368
Veterans Affairs	Provider Relief Fund	\$4,847,353	(\$4,847,353)	\$0
	Veterans State Nursing Home Care	\$7,092,601	(\$7,092,601)	\$0
	Total	\$11,939,954	(\$11,939,955)	\$0
Workforce Development	Child Care and Development Block Grant	\$0	(\$33,109,243)	(\$33,109,243)
	Unemployment Insurance	\$3,438,693,947	(\$2,992,633,088)	\$446,060,859
	WIOA National Dislocated Worker Grants / WIA National Emergency Grants	\$1,665,000	(\$977,610)	\$687,390
	Total	\$3,440,358,947	(\$3,026,719,940)	\$413,639,007
Total	\$8,057,794,047	(\$7,075,904,408)	\$981,889,639	



Appendix J – Budget Unit Briefs

Analysis of the Governor’s Budget Recommendations

Budget Unit Briefs are created by the LSA and contain background information related to State appropriations and special purpose funds. Budget Unit Briefs are available for every State appropriation made for the current fiscal year (FY) and can be found at the following link: www.legis.iowa.gov/publications/fiscal/budgetUnitInfo

The following Budget Unit Briefs are available for Transportation, Infrastructure, and Capitals Subcommittee FY 2025 appropriations.

BUDGET UNIT BRIEF – FY 2024

Fiscal Services Division

July 1, 2023



Ground Floor, State Capitol Building

Des Moines, Iowa 50319

515.281.3566

Department of Administrative Services Personnel and Utility Services (DOT) — PRF

Purpose and History

The Department of Administrative Services (DAS) provides certain products and services that State government departments need to run “behind-the-scenes” processes necessary for day-to-day operations. Services provided by the DAS are placed into two categories: utility services and marketplace services. Utility services are those deemed to be provided most economically by the DAS. Marketplace services are those that the DAS provides, but that departments may procure elsewhere. Most departments are required to purchase utility services through the DAS. The DAS Customer Council annually reviews DAS utility services and approves the rate methodology and rate for each utility service.

The DAS is comprised of five areas: Human Resources Enterprise, General Services Enterprise, General Council Enterprise, State Accounting Enterprise, and Central Services Enterprise. For more information on the DAS, see the *Budget Unit Brief* for the budget unit [Department of Administrative Services](#). The office of the Chief Information Officer (OCIO) also provides centralized information technology services to the DOT.

State Funding

The Department of Transportation (DOT) receives appropriations from both the Road Use Tax Fund (RUTF) and the Primary Road Fund (PRF) to pay the OCIO fees and the DAS utility fees for services as set by the DAS Customer Council. Utility services purchased by the DOT include: human resources services; general services such as the DOT office space in the Lucas Building; and information technology services such as directory service, the Information Security Office, and user authentication and authorization. The utility services cost also includes funding for use of the Integrated Information for Iowa (I/3) financial system.

Related Statutes and Administrative Rules

Iowa Code chapter [8A](#)

Budget Unit Number

6450S320137

Doc ID 1366731

More Information

Iowa DAS Services and Rates: das.iowa.gov/das-core/finance-and-operations/services-rates

Iowa Department of Transportation: www.iowadot.gov

LSA Staff Contact: Garry Martin (515.281.4611) garry.martin@legis.iowa.gov

BUDGET UNIT BRIEF – FY 2025

Fiscal Services Division

July 1, 2024



Ground Floor, State Capitol Building

Des Moines, Iowa 50319

515.281.3566

Auditor of State Reimbursement (DOT) — PRF

Purpose and History

The Office of the Auditor of State provides audit, review, and other technical services to State and local governments to ensure the effective, economical conduct of public activities in a prudent, accountable manner. State departments reimburse the Auditor of State for services provided.

State Funding

The Department of Transportation (DOT) receives appropriations from both the Road Use Tax Fund and the Primary Road Fund (PRF) to fund Auditor of State reimbursements. Historically, 86.0% of the appropriation comes from the PRF. The amount requested by the DOT for these reimbursements is based on annual estimates prepared by the Auditor of State and the previous year's actual expenditures. Reimbursement expenditures remain relatively consistent from year to year. However, certain years show nontraditional increases in expenditures for one-time services, such as work associated with federal American Recovery and Reinvestment Act (2009) requirements.

Audit reports submitted to the DOT are available on the Legislative Services Agency website.

Related Statutes and Administrative Rules

Iowa Code section [11.5B](#)

Budget Unit Number

6450S330137

1443546

More Information

Office of the Auditor of State Audit Report Search: auditor.iowa.gov/audit-reports
LSA Staff Contact: Garry Martin (515.281.4611) garry.martin@legis.iowa.gov

BUDGET UNIT BRIEF – FY 2025

Fiscal Services Division

July 1, 2024



Ground Floor, State Capitol Building

Des Moines, Iowa 50319

515.281.3566

Davenport Facility — PRF

Purpose and History

This appropriation for FY 2024 is intended to fund the replacement of the Department of Transportation (DOT) facility in Davenport. The facility is a truck garage built in the 1970s and is only able to hold medium to small size trucks. The current facility is deteriorating due to age and is not properly sized or arranged operationally to accommodate current DOT operations and equipment.

Funding

The General Assembly appropriated \$21.9 million from the Primary Road Fund to the DOT for FY 2024 to replace the Davenport garage/facility.

Related Statutes and Administrative Rules

Iowa Code chapter [307](#)

Budget Unit Number

6460SD50137

1443987

More Information

Iowa Department of Transportation: iowadot.gov/
LSA Staff Contact: Garry Martin (515.281.4611) garry.martin@legis.iowa.gov

BUDGET UNIT BRIEF – FY 2025

Fiscal Services Division

July 1, 2024



Ground Floor, State Capitol Building

Des Moines, Iowa 50319

515.281.3566

Electronic Records Management System — PRF

Purpose

This appropriation funds updates to the Electronic Records Management System, which is an essential part of managing and keeping driver's license information for the State and is used extensively across the Department of Transportation (DOT) for record storage, driver's license information, and vehicle registration.

Funding

Funding for this appropriation is from the Primary Road Fund (PRF). Funding is also provided from the Road Use Tax Fund (RUTF). The General Assembly enacted the following appropriations in 2022:

Total Electronic Records Management System Appropriations

	Primary Road Fund	Road Use Tax Fund	Total
FY 2023	\$ 210,000	\$ 3,290,000	\$ 3,500,000
FY 2024	217,200	3,402,800	3,620,000
FY 2025	126,000	1,974,000	2,100,000
	\$ 553,200	\$ 8,666,800	\$ 9,220,000

Related Statutes and Administrative Rules

Iowa Code chapter [307](#)

Budget Unit Number

6460SD30137

1443956

More Information

Iowa Department of Transportation: www.iowadot.gov
LSA Staff Contact: Garry Martin (515.281.4611) garry.martin@legis.iowa.gov

BUDGET UNIT BRIEF – FY 2025

Fiscal Services Division

July 1, 2024



Ground Floor, State Capitol Building

Des Moines, Iowa 50319

515.281.3566

Facility Major Maintenance and Enhancements — PRF

Purpose and History

This appropriation was established in FY 2022 to extend the life of Department of Transportation (DOT) facilities. This appropriation is used to add or renovate facilities such as brine buildings, mechanics' bays, and other additions to DOT facilities.

Funding

This appropriation is funded from the Primary Road Fund (PRF).

Related Statutes and Administrative Rules

Iowa Code chapter [307](#)

Budget Unit Number

6460SC90137

1443804

More Information

Iowa Department of Transportation: www.iowadot.gov
LSA Staff Contact: Garry Martin (515.281.4611) garry.martin@legis.iowa.gov

BUDGET UNIT BRIEF – FY 2025

Fiscal Services Division

July 1, 2024



Ground Floor, State Capitol Building

Des Moines, Iowa 50319

515.281.3566

Facility Routine Maintenance and Preservation — PRF

Purpose and History

This appropriation will be used to provide routine maintenance for the Department of Transportation (DOT) facilities. This includes utility improvements; roofing projects; heating, ventilation, and air-conditioning improvements; deferred maintenance; and other forms of routine maintenance. The appropriation consolidates several line items that are no longer funded.

Funding

This appropriation was established in FY 2022. Funding is appropriated from the Primary Road Fund.

Related Statutes and Administrative Rules

Iowa Code chapter [307](#)

Budget Unit Number

6460SD10137

1443805

More Information

Iowa Department of Transportation: www.iowadot.gov
LSA Staff Contact: Garry Martin (515.281.4611) garry.martin@legis.iowa.gov

BUDGET UNIT BRIEF – FY 2025

Fiscal Services Division

July 1, 2024



Ground Floor, State Capitol Building

Des Moines, Iowa 50319

515.281.3566

Garage Fuel and Waste Management — PRF

Purpose and History

Created in FY 1995, this appropriation pays for the costs of managing the disposal of hazardous waste created from the day-to-day operations of the Department of Transportation (DOT) field facility operations throughout the State. Activities such as vehicle fleet maintenance, road sign and road marking painting, and street sweeping, as well as end-of-life vehicle parts, all create hazardous waste. The DOT uses one of several private sector hazardous waste disposal contractors depending on the type of waste created.

A few examples of the activities and the resultant hazardous waste generated include:

- Cleaning and testing equipment, which generates used n-propyl bromide.
- Washing equipment parts, which generates a need for disposal of used solvents.
- Deicing roadways, which creates salt brine waste.
- Cleaning of crack sealing and oiling equipment, which generates a used emulsion oil and diesel fuel mixture.
- Used motor oil generated by the routine maintenance of vehicles statewide, which creates a need for disposal.
- Collection of shredded tires from roadways, which creates a need for disposal.

The DOT has at times found it necessary to delay disposal of waste materials near the end of a fiscal year due to funding, project readiness, and prioritization.

State Funding

The DOT receives an ongoing appropriation from the Primary Road Fund (PRF) for disposal of hazardous waste generated at facilities statewide.

Budget Unit Number

645008S0137

1443683

More Information

Iowa Department of Transportation: www.iowadot.gov
LSA Staff Contact: Garry Martin (515.281.4611) garry.martin@legis.iowa.gov

BUDGET UNIT BRIEF – FY 2025

Fiscal Services Division

July 1, 2024



Ground Floor, State Capitol Building

Des Moines, Iowa 50319

515.281.3566

Indirect Cost Recoveries — PRF

Purpose and History

Centralized agencies provide a number of intragovernmental services to the whole of State government. Agencies receive General Fund appropriations to cover the costs. These agencies include the Legislative Branch, the Governor's Office, the Department of Management, the State Accounting Enterprise (SAE) of the Department of Administrative Services (DAS), and the State Treasurer's Office.

Under the Statewide Indirect Cost Allocation Plan (SWICAP) created pursuant to Iowa Code section [8A.505](#), the proportional costs of the services provided by these agencies are recouped from non-General Fund operating accounts to offset these costs to the extent allowable. The amounts paid from each non-General Fund operating account are determined by the department receiving the non-General Fund appropriation and approved by the SAE. Payments for SWICAP indirect cost recovery are deposited directly to the State General Fund.

State Funding

The Department of Transportation (DOT) receives appropriations from both the Road Use Tax Fund and the Primary Road Fund (PRF) to pay indirect cost recoveries through the DAS to the General Fund. Historically, 88.0% of the total appropriation comes from the PRF. These payments are not related to the fees billed directly to agencies by the DAS for entrepreneurial services such as human resources management, buildings and grounds, and information technology services, or by the State Auditor's Office for financial audits or other directly billed services.

Related Statutes and Administrative Rules

Iowa Code section [8A.505](#)

Budget Unit Number

6450S300137

1443721

More Information

Department of Transportation: www.iowadot.gov
LSA Staff Contact: Garry Martin (515.281.4611) garry.martin@legis.iowa.gov

BUDGET UNIT BRIEF – FY 2025

Fiscal Services Division

July 1, 2024



Ground Floor, State Capitol Building

Des Moines, Iowa 50319

515.281.3566

Inventory and Equipment — PRF

Purpose and History

The funding provided to the Department of Transportation (DOT) from this appropriation is transferred to the Materials and Equipment Revolving Fund created in Iowa Code section [307.47](#). Purchases of materials, supplies, equipment, and vehicles are made from the Revolving Fund and billed back to the divisions of the DOT. This appropriation supplements appropriations to the various divisions of the DOT for the inflation cost of materials and supplies, maintenance and operational costs of equipment, and equipment replacements.

The direct salaries of personnel supporting the acquisition, inventory maintenance, and disposition of materials and supplies are charged to the Revolving Fund and considered part of the direct expense associated with the operation. Surpluses in excess of \$100,000 (when there is no anticipated need) are reverted to the Primary Road Fund (PRF).

The DOT reports to the Legislative Services Agency in January of each year regarding the equipment and vehicle purchases made through the Revolving Fund during the preceding fiscal year.

State Funding

The DOT has received this appropriation from the PRF annually since FY 1979, except for a four-year period (FY 2003 to FY 2006) when no appropriation was made.

Related Statutes and Administrative Rules

Iowa Code section [307.47](#)

Iowa Administrative Code [761—20](#)

Budget Unit Number

6450S310137

1443726

More Information

Iowa Department of Transportation: www.iowadot.gov
LSA Staff Contact: Garry Martin (515.281.4611) garry.martin@legis.iowa.gov

BUDGET UNIT BRIEF – FY 2025

Fiscal Services Division

July 1, 2024



Ground Floor, State Capitol Building

Des Moines, Iowa 50319

515.281.3566

Motor Vehicle Division — PRF

Purpose and History

The Motor Vehicle Division of the Department of Transportation (DOT) is responsible for administering and enforcing federal and State motor vehicle laws and regulations, including testing, licensing, and sanctioning of all drivers. The Division maintains and oversees driver-related and vehicle-related functions, including all driver history files, central issuance of driver's licenses, crash reports, vehicle titles, vehicle registrations, driver offenses, permits, county-based registrations, weigh stations, issuance of special plates, driver safety, and education. The Division includes the following bureaus:

- System and Administration
- Customer Services
- Compliance and Policy
- Investigations
- Central Programs

Funding

The appropriation for the Division is included in the annual Transportation Appropriations Act under the purview of the Transportation, Infrastructure, and Capitals Appropriations Subcommittee. Funding for the Division is provided as follows: 96.0% from the Road Use Tax Fund (RUTF) and 4.0% from the Primary Road Fund (PRF). The General Assembly also annually appropriates full-time equivalent (FTE) positions to the Division.

Related Statutes and Administrative Rules

Iowa Code chapter [321](#)

Iowa Administrative Code [761](#)

Budget Unit Number

6450S240137

1443778

More Information

Iowa Department of Transportation: iowadot.gov/about/divisions-offices#4391278-motor-vehicle-division
LSA Staff Contact: Garry Martin (515.281.4611) garry.martin@legis.iowa.gov

BUDGET UNIT BRIEF – FY 2025

Fiscal Services Division

July 1, 2024



Ground Floor, State Capitol Building

Des Moines, Iowa 50319

515.281.3566

Rest Area Facility Maintenance — PRF

Purpose and History

Iowa's rest areas date back to the 1960s and 1970s, when the interstate system was being built in Iowa. There are currently 38 rest areas, with varying degrees of amenities.

In FY 2016, the Department of Transportation requested a new appropriation to support upkeep and maintenance of primary road system rest areas.

State Funding

Funding for this appropriation is provided from the Primary Road Fund (PRF).

Related Statutes and Administrative Rules

Iowa Code chapter [321](#)

Iowa Administrative Code [761](#)

Budget Unit Number

645099S0137

1443822

More Information

Department of Transportation Rest Areas: www.iowadot.gov/maintenance/rest-areas
LSA Staff Contact: Garry Martin (515.281.4611) garry.martin@legis.iowa.gov

BUDGET UNIT BRIEF – FY 2025

Fiscal Services Division

July 1, 2024



Ground Floor, State Capitol Building

Des Moines, Iowa 50319

515.281.3566

Statewide Interoperable Communications System — PRF

Purpose and History

Interoperability of communications addresses the need for prompt communication between law enforcement and first responders during natural disasters or responses to criminal activity. A statewide land mobile radio communications platform enables communication to occur between jurisdictions. The Statewide Interoperable Communications System costs a total of \$39.5 million for infrastructure, towers, and maintenance for any city, county, or State public safety user. This system supports day-to-day operations as well as emergency multiagency, multijurisdictional operations.

Funding

The first payment of \$4.0 million in FY 2016 was appropriated from the E911 Surcharge Fund to the Department of Public Safety (DPS) to pay for the lease costs associated with the statewide land mobile radio communications system, which interfaces with the Iowa Statewide Interoperable Communications System radio platform. The second payment of approximately \$4.4 million was allocated to the DPS in FY 2017. This system is under the joint purview of the DPS and the Department of Transportation (DOT).

In FY 2018, \$4.1 million was appropriated from the Rebuild Iowa Infrastructure Fund (RIIF) for the lease payment. In FY 2019, \$3.1 million was appropriated from the Primary Road Fund (PRF) and \$1.4 million was appropriated from the RIIF. Since FY 2020, the annual lease payment has been primarily funded by the RIIF, with any differences in funding from the Road Use Tax Fund and PRF. The final payment is estimated to be in FY 2026.

Related Statutes and Administrative Rules

Iowa Code chapter [34A](#)

2016 Iowa Acts, ch. [1103](#)

2015 Iowa Acts, ch. [129](#)

Iowa Administrative Code [605—10](#)

Budget Unit Number

6450SC40810

1443853

More Information

Iowa Statewide Interoperable Communications System Board: dps.iowa.gov/divisions/commissioners-office/interoperability-communications/iowa-statewide-interoperable-communications-board

LSA Staff Contact: Garry Martin (515.281.4611) garry.martin@legis.iowa.gov

BUDGET UNIT BRIEF – FY 2025

Fiscal Services Division

July 1, 2024



Ground Floor, State Capitol Building

Des Moines, Iowa 50319

515.281.3566

Transportation Maps — PRF

Purpose and History

The first transportation map authorized and printed by the State of Iowa was completed in 1919. The transportation map included the federal aid road system, the county road system, and the township road system. The map was prepared by the Women's Drafting Department of the Transportation Commission using various government maps and detailed field information. Prior to the initial map publication, drivers depended on travel guides published by private organizations that used their own maps and numbering systems.

Since the first official publication, the State has been involved at various levels of preparing and printing Iowa transportation maps. The pre-folded printed copies of the latest edition of the Iowa Transportation Map are available at the Iowa Department of Transportation (DOT), driver's license stations, district offices, and rest stop areas. In addition, the DOT provides transportation maps to the Iowa Economic Development Authority for distribution to the State's 15 welcome centers and various tourist locations and for inclusion in travel packets that are available on request. An electronic version of the transportation map, accompanied by an assortment of city detail maps, is also available on the DOT website.

State Funding

After the FY 2015 appropriation, the DOT shifted to a two-year production cycle. Every other year, the DOT receives an appropriation from the Primary Road Fund (PRF) for the production of transportation maps.

Related Statutes and Administrative Rules

Iowa Code chapter [321](#)

Iowa Administrative Code [761—28](#)

Budget Unit Number

6450S160137

1443870

More Information

Iowa DOT Transportation Map: iowadot.gov/maps/Digital-maps/State-maps/Iowa-Transportation-Map1
LSA Staff Contact: Garry Martin (515.281.4611) garry.martin@legis.iowa.gov

BUDGET UNIT BRIEF – FY 2025

Fiscal Services Division

July 1, 2024



Ground Floor, State Capitol Building

Des Moines, Iowa 50319

515.281.3566

Transportation Operations — PRF

Purpose and History

Beginning in FY 2023, the General Assembly consolidated the four previous appropriations for Administrative Services, Highway, Planning and Programming, and Strategic Performance into one Transportation Operations appropriation to provide the Department of Transportation (DOT) with more flexibility to manage resources. The Transportation Operations appropriation will be responsible for the same services that the previous appropriations covered prior to the consolidation. The four previous separate budget units can be located below:

- [Administrative Services](#)
- [Highway](#)
- [Planning and Programming](#)
- [Strategic Performance](#)

As of [January 2023](#), the Highway Division has been reorganized as the Systems Operations Division and Field Operations Division. In FY 2024, the Motor Vehicle Enforcement (MVE) was transferred from the DOT to the Department of Public Safety (DPS).

Funding

This appropriation is included in the Transportation Appropriations Act under the purview of the Transportation, Infrastructure, and Capitals Appropriations Subcommittee.

Related Statutes and Administrative Rules

Iowa Code chapters [307](#), [313](#), [313A](#), and [314](#)
Iowa Administrative Code [761](#)

Budget Unit Number

6450S220137

1443709

More Information

Department of Transportation: iowadot.gov/about/divisions-bureaus
LSA Staff Contact: Garry Martin (515.281.4611) garry.martin@legis.iowa.gov

BUDGET UNIT BRIEF – FY 2025

Fiscal Services Division

July 1, 2024



Ground Floor, State Capitol Building

Des Moines, Iowa 50319

515.281.3566

Unemployment Compensation (DOT) — PRF

Purpose and History

Iowa's unemployment compensation law was enacted by the 46th General Assembly in 1936 Iowa Acts, chapter 4 (Iowa Code chapter 96), in response to the impact that the Great Depression had on the citizens of Iowa. The law requires employers to pay into the Unemployment Compensation Fund based on the benefit experience of the employer.

For State government employees, the Department of Administrative Services (DAS) pays all unemployment compensation claims from a General Fund appropriation. The DAS then bills departments for the costs associated with all non-General Fund employees.

State Funding

The Department of Transportation (DOT) receives appropriations from the Road Use Tax Fund and the Primary Road Fund (PRF) to pay the annual costs of unemployment insurance premiums to the DAS. Historically, 95.0% of the total appropriation comes from the PRF. Expenditures from the appropriation are for the actual amounts billed to the DOT by the DAS. Should the need for funding exceed the appropriation, as was the case in FY 2010, the DOT has requested and received authority to transfer funding from other operating accounts within the DOT to cover the shortfall, pursuant to Iowa Code section 8.39. In addition to the expenditures for unemployment compensation paid to former employees entitled to benefits, the DAS charges an administrative fee that is based on the previous quarter count of full-time equivalent (FTE) positions for the DOT.

Related Statutes and Administrative Rules

Iowa Code chapter [96](#)

Iowa Code sections [8.39](#) and [8A.402](#)

Budget Unit Number

6450S270137

1443888

More Information

Iowa Department of Transportation: www.iowadot.gov
LSA Staff Contact: Garry Martin (515.281.4611) garry.martin@legis.iowa.gov

BUDGET UNIT BRIEF – FY 2025

Fiscal Services Division

July 1, 2024



Ground Floor, State Capitol Building

Des Moines, Iowa 50319

515.281.3566

Workers' Compensation (DOT) — PRF

Purpose and History

Iowa's workers' compensation law was enacted by the 35th General Assembly in 1913 Iowa Acts, chapter [147](#), and is now Iowa Code chapter [85](#). The Iowa Code requires workers' compensation coverage for injuries sustained in the performance of duties compulsory for all employers in the public sector and many employers in the private sector. Workers' compensation covers all approved medical expenses for treatment of the employee's injuries and lost wages if the employee is incapacitated for work for more than three days.

The Department of Administrative Services (DAS) is charged with administering the State workers' compensation insurance program for State employees (Iowa Code section [8A.457](#)). The DAS is required to assess premiums to all agencies, departments, and divisions of the State for the coverage of benefits extended by Iowa Code chapters 85, [85A](#), and [85B](#). The DAS is authorized to contract with a private organization for the management of workers' compensation claims and utilizes a third-party administrator.

State Funding

The Department of Transportation (DOT) receives appropriations from the Road Use Tax Fund and the Primary Road Fund (PRF) to fund the annual costs of workers' compensation premiums to the DAS. Historically, 96.0% of the total appropriation comes from the PRF. The fee assessed to each department is based upon actual claim history, a pro rata share of administrative charges, and a pro rata share of attorney general expenses.

Related Statutes and Administrative Rules

Iowa Code chapters [85](#), [85A](#), and [85B](#)
Iowa Code section [8A.457](#)

Budget Unit Number

6450S280137

1443924

More Information

Iowa Department of Transportation: www.iowadot.gov
LSA Staff Contact: Garry Martin (515.281.4611) garry.martin@legis.iowa.gov

BUDGET UNIT BRIEF – FY 2025

Fiscal Services Division

July 1, 2024



Ground Floor, State Capitol Building

Des Moines, Iowa 50319

515.281.3566

Department of Administrative Services Personnel and Utility Services — RUTF

Purpose and History

The Department of Administrative Services (DAS) provides certain products and services that State government departments need to run “behind-the-scenes” processes necessary for day-to-day operations. Services provided by the DAS are placed into two categories: utility services and marketplace services. Utility services are those deemed to be provided most economically by the DAS. Marketplace services are those that the DAS provides, but that departments may procure elsewhere. Most departments are required to purchase utility services through the DAS. The DAS Customer Council annually reviews DAS utility services and approves the rate methodology and rate for each utility service.

The DAS is comprised of five areas: Human Resources Enterprise, General Services Enterprise, General Counsel Enterprise, State Accounting Enterprise, and Central Services Enterprise. For more information on the DAS, see the **Budget Unit Brief** for the budget unit [Department of Administrative Services](#). The Office of the Chief Information Officer (OCIO) also provides centralized information technology services to the DOT.

State Funding

The Department of Transportation (DOT) receives appropriations from both the Road Use Tax Fund (RUTF) and the Primary Road Fund to pay the OCIO fees and the DAS utility fees for services as set by the DAS Customer Council. Historically, 14.0% of the total appropriation comes from the RUTF.

Utility services purchased by the DOT include: human resources services; general services such as the DOT office space in the Lucas Building; and information technology services such as directory service, the Information Security Office, and user authentication and authorization. The utility services cost also includes funding for use of the Integrated Information for Iowa (I/3) financial system and marketplace services offered by the DAS.

Related Statutes and Administrative Rules

Iowa Code chapter [8A](#)

Budget Unit Number

6450S770810

1443613

More Information

Iowa DAS Services and Rates: das.iowa.gov/das-core/finance-and-operations/services-rates

Iowa Department of Transportation: www.iowadot.gov

LSA Staff Contact: Garry Martin (515.281.4611) garry.martin@legis.iowa.gov

BUDGET UNIT BRIEF – FY 2025

Fiscal Services Division

July 1, 2024



Ground Floor, State Capitol Building

Des Moines, Iowa 50319

515.281.3566

Auditor of State Reimbursement (DOT) — RUTF

Purpose and History

The Office of the Auditor of State provides audit, review, and other technical services to State and local governments to ensure the effective, economical conduct of public activities in a prudent, accountable manner. State departments reimburse the Auditor of State for services provided.

State Funding

The Department of Transportation (DOT) receives appropriations from both the Road Use Tax Fund (RUTF) and the Primary Road Fund to fund Auditor of State reimbursements. Historically, 14.0% of the appropriation comes from the RUTF. The amount requested by the DOT for these reimbursements is based on annual estimates prepared by the Auditor of State and previous year actual expenditures. Reimbursement expenditures remain relatively consistent from year to year. However, certain years show nontraditional increases in expenditures for one-time services such as work associated with federal 2009 American Recovery and Reinvestment Act (2009) requirements.

Audit reports submitted to the DOT are available on the Legislative Services Agency website.

Related Statutes and Administrative Rules

Iowa Code section [11.5B](#)

Budget Unit Number

6450S750810

1443547

More Information

Office of the Auditor of the State Audit Report Search: auditor.iowa.gov/audit-reports
LSA Staff Contact: Garry Martin (515.281.4611) garry.martin@legis.iowa.gov

BUDGET UNIT BRIEF – FY 2025

Fiscal Services Division

July 1, 2024



Ground Floor, State Capitol Building

Des Moines, Iowa 50319

515.281.3566

County Treasurer Equipment — RUTF

History and Purpose

Under Iowa Code section [312.2](#), there is a statutory allocation of \$650,000 to fund the cost of supporting automation and telecommunications equipment for vehicle registration, vehicle titling, and driver licensing at county treasurers' offices.

State Funding

This is a statutory allocation from the Road Use Tax Fund. This allocation has been static at \$650,000 since prior to FY 2008.

Related Statutes and Administrative Rules

Iowa Code section [312.2](#)

Iowa Administrative Code [761](#)

Budget Unit Number

64508100810

1443600

More Information

Iowa Department of Transportation: www.iowadot.gov
LSA Staff Contact: Garry Martin (515.281.4611) garry.martin@legis.iowa.gov

BUDGET UNIT BRIEF – FY 2025

Fiscal Services Division

July 1, 2024



Ground Floor, State Capitol Building

Des Moines, Iowa 50319

515.281.3566

County Treasurer Support — RUTF

Purpose and History

Iowa driver's licenses, vehicle registrations, and titles are issued at county treasurer offices throughout the State. To support the issuance of these documents, the General Assembly makes annual appropriations to the Department of Transportation (DOT) from the Road Use Tax Fund (RUTF). One appropriation supports expenditures made by the DOT to provide for communications, information technology (IT) equipment, and outside IT services that support document issuance. The majority of the appropriation supports data usage on the Iowa Communications Network (ICN).

In addition to this appropriation, the Department receives an annual RUTF standing appropriation of \$650,000 for the purchase of automation and telecommunications equipment and to support issuing vehicle registrations, titles, and driver's licenses at county treasurer offices. Language for this standing appropriation is located in Iowa Code section 312.2(13). With this standing appropriation, the DOT purchases hardware for desktops, networks, and printers and conducts server maintenance. The standing appropriation began in FY 1992 after the 74th General Assembly.

Funding

Funding for this appropriation began in FY 2005. Appropriations from the RUTF have ranged from \$1.8 million in FY 2008 to \$2.1 million in FY 2007. Since FY 2011, this appropriation has been funded at \$1.4 million.

Related Statutes

Iowa Code section [312.2\(13\)](#)

Budget Unit Number

6450S760810

1443601

More Information

Iowa Department of Transportation: www.iowadot.gov
LSA Staff Contact: Garry Martin (515.281.4611) garry.martin@legis.iowa.gov

BUDGET UNIT BRIEF – FY 2025

Fiscal Services Division

July 1, 2024



Ground Floor, State Capitol Building

Des Moines, Iowa 50319

515.281.3566

Driver's Licenses — RUTF

Purpose and History

This appropriation from the Road Use Tax Fund to the Department of Transportation (DOT) funds the costs associated with the production of driver's licenses. The costs represent the lease of the Driver's License Digitized Photo Imaging System. The cost of the lease for the imaging system is based on the number of licenses issued and the estimated cost per driver's license. There are more than 2.3 million licensed drivers in Iowa.

Between 865,000 and 1.1 million driver's licenses are issued annually. A graduated driver's license, or intermediate license, is issued to all first-time licensees under the age of 18. A full license is available to drivers age 17 and over, provided they have completed a one-year period of driving without a moving violation or a motor vehicle crash. Beginning in 2014, Iowa driver's licenses began transitioning from five-year to eight-year license terms. For more information regarding this transition, see [the DOT website](#). For qualified drivers, a license renewal may be completed electronically using the [DOT's myMVD website](#).

State Funding

The annual appropriation for this function has been static at \$3.9 million since FY 2010. A provision included in the annual Transportation Appropriations Act permits the DOT to carry unexpended and unobligated funds forward to the subsequent fiscal year and permits those funds to remain available for expenditure for the purposes of paying driver's license issuance costs.

Related Statutes and Administrative Rules

Iowa Code chapter [321](#)

Iowa Administrative Code [761—602](#)

Budget Unit Number

6450S680810

1443638

More Information

Department of Transportation: www.iowadot.gov
LSA Staff Contact: Garry Martin (515.281.4611) garry.martin@legis.iowa.gov

BUDGET UNIT BRIEF – FY 2025

Fiscal Services Division

July 1, 2024



Ground Floor, State Capitol Building

Des Moines, Iowa 50319

515.281.3566

Electronic Records Management System — RUTF

Purpose

This appropriation funds updates to the Electronic Records Management System, which is an essential part of managing and keeping driver's license information for the State and is used extensively across the Department of Transportation for record storage, driver's license information, and vehicle registration.

Funding

Funding for this appropriation is from the Road Use Tax Fund (RUTF). Funding is also provided from the Primary Road Fund (PRF). The General Assembly enacted the following appropriations in 2022:

Total Electronic Records Management System Appropriations

	Primary Road Fund	Road Use Tax Fund	Total
FY 2023	\$ 210,000	\$ 3,290,000	\$ 3,500,000
FY 2024	217,200	3,402,800	3,620,000
FY 2025	126,000	1,974,000	2,100,000
	\$ 553,200	\$ 8,666,800	\$ 9,220,000

Related Statutes and Administrative Rules

Iowa Code chapter [307](#)

Budget Unit Number

6460SD20810

1443955

More Information

Iowa Department of Transportation: www.iowadot.gov
LSA Staff Contact: Garry Martin (515.281.4611) garry.martin@legis.iowa.gov

BUDGET UNIT BRIEF – FY 2025

Fiscal Services Division

July 1, 2024



Ground Floor, State Capitol Building

Des Moines, Iowa 50319

515.281.3566

Indirect Cost Recoveries — RUTF

Purpose and History

Centralized agencies provide a number of intragovernmental services to the whole of State government. Agencies receive General Fund appropriations to cover the costs. These agencies include the Legislative Branch, the Governor's Office, the Department of Management, the State Accounting Enterprise (SAE) of the Department of Administrative Services (DAS), and the State Treasurer's Office.

Under the Statewide Indirect Cost Allocation Plan (SWICAP) created pursuant to Iowa Code section [8A.505](#), the proportional costs of the services provided by these agencies are recouped from non-General Fund operating accounts to offset these costs to the extent allowable. The amounts paid from each non-General Fund operating account are determined by the department receiving the non-General Fund appropriation and approved by the SAE. Payments for SWICAP indirect cost recovery are deposited directly to the State General Fund.

State Funding

The Department of Transportation (DOT) receives appropriations from both the Road Use Tax Fund (RUTF) and the Primary Road Fund to pay indirect cost recoveries through the DAS to the General Fund. Historically, 12.0% of the total appropriation comes from the RUTF. These payments are not related to the fees billed directly to agencies by the DAS for entrepreneurial services such as human resources management, buildings and grounds, or information technology services, or by the State Auditor's Office for financial audits or other directly billed services.

Related Statutes and Administrative Rules

Iowa Code section [8A.505](#)

Budget Unit Number

6450S740810

1443722

More Information

Department of Transportation: www.iowadot.gov
LSA Staff Contact: Garry Martin (515.281.4611) garry.martin@legis.iowa.gov

BUDGET UNIT BRIEF – FY 2025

Fiscal Services Division

July 1, 2024



Ground Floor, State Capitol Building

Des Moines, Iowa 50319

515.281.3566

Mississippi River Parkway Commission — RUTF

Purpose and History

Representing the 10 states along the Mississippi River, the Mississippi River Parkway Commission (MRPC) was established in 1938 to develop plans for what was to become the present-day Great River Road. The Great River Road was established using the Great Road, Blue Ridge Parkway, and Natchez Trace as models for a series of roads designed and managed to welcome visitors seeking Mississippi River experiences as they journey through the states bordering the river. Member states include Arkansas, Illinois, Iowa, Kentucky, Louisiana, Minnesota, Mississippi, Missouri, Tennessee, and Wisconsin. The National MRPC is responsible for the continued development, preservation, and promotion of the byway and its amenities. The MRPC cannot assert new regulations, infringe on private property, require adoption of new ordinances, or require participation in a corridor program.

Each state has its own individual commission. Iowa's Mississippi Parkway Planning Commission is established in Iowa Code section [308.1](#) and is responsible for promoting transportation and tourism along the 326-mile Iowa Great River Road, running from Iowa's southern border with Missouri to its northern border with Minnesota.

In Iowa, commissioners are appointed to four-year terms by the Governor with one commissioner from each of the 10 counties bordering the Mississippi River. Technical members of the Commission include:

- The Iowa Department of Transportation (DOT).
- The Iowa Economic Development Authority.
- The Department of Natural Resources.
- The Iowa Tourism Office.
- The United States Army Corps of Engineers.

The Iowa Commission develops and implements a Corridor Management Plan. This Plan establishes signage requirements, restrictions on outdoor advertising, methods to market and promote the Corridor, and activities to involve the public in the planning and promotion of the Great River Road in Iowa.

State Funding

The DOT receives an annual appropriation from the Road Use Tax Fund (RUTF) for the Iowa MRPC. In the last 10 years, the annual appropriation has been \$40,000. This appropriation funds annual organization dues for the National MRPC and operational costs of the Iowa Commission.

Related Statutes and Administrative Rules

Iowa Code section [308.1](#)

Budget Unit Number

6450S690810

1443774

More Information

National Mississippi River Parkway Commission: www.mrpcmembers.com/index.php
LSA Staff Contact: Garry Martin (515.281.4611) garry.martin@legis.iowa.gov

BUDGET UNIT BRIEF – FY 2025

Fiscal Services Division

July 1, 2024



Ground Floor, State Capitol Building

Des Moines, Iowa 50319

515.281.3566

Motor Vehicle Division — RUTF

Purpose and History

The Motor Vehicle Division of the Department of Transportation (DOT) is responsible for administering and enforcing federal and State motor vehicle laws and regulations, including testing, licensing, and sanctioning of all drivers. The Division maintains and oversees driver-related and vehicle-related functions, including all driver history files, central issuance of driver's licenses, crash reports, vehicle titles, vehicle registrations, driver offenses, permits, county-based registrations, weigh stations, issuance of special plates, driver safety, and education. The Division includes the following bureaus:

- System and Administration
- Customer Services
- Compliance and Policy
- Investigations
- Central Programs

Funding

The appropriation for the Division is included in the annual Transportation Appropriations Act under the purview of the Transportation, Infrastructure, and Capitals Appropriations Subcommittee. Funding for the Division is provided as follows: 96.0% from the Road Use Tax Fund (RUTF) and 4.0% from the Primary Road Fund (PRF). The General Assembly also annually appropriates full-time equivalent (FTE) positions to the Division.

Related Statutes and Administrative Rules

Iowa Code chapter [321](#)

Iowa Administrative Code [761](#)

Budget Unit Number

6450S630810

1443779

More Information

Iowa Department of Transportation: iowadot.gov/about/divisions-offices#4391278-motor-vehicle-division
LSA Staff Contact: Garry Martin (515.281.4611) garry.martin@legis.iowa.gov

BUDGET UNIT BRIEF – FY 2025

Fiscal Services Division

July 1, 2024



Ground Floor, State Capitol Building

Des Moines, Iowa 50319

515.281.3566

Motor Vehicle Enforcement Field Facility Routine Maintenance — RUTF

Purpose

This funding will provide for motor vehicle enforcement field facility maintenance projects at various locations throughout the State. These facilities are under the Iowa Department of Transportation.

Funding

This appropriation is funded from the Road Use Tax Fund (RUTF).

Related Statutes and Administrative Rules

Iowa Code chapter [307](#)

Budget Unit Number

6460SC80810

1443825

More Information

Iowa Department of Transportation: iowadot.gov
LSA Staff Contact: Garry Martin (515.281.4611) garry.martin@legis.iowa.gov

BUDGET UNIT BRIEF – FY 2025

Fiscal Services Division

July 1, 2024



Ground Floor, State Capitol Building

Des Moines, Iowa 50319

515.281.3566

Personal Delivery of Services — RUTF

History and Purpose

Iowa Code section [321.211](#) appropriates \$225,000 to fund the cost of personal delivery of driver's license suspension notices by law enforcement officers.

State Funding

This allocation is a statutory allocation from the Road Use Tax Fund (RUTF) and is not generally included in the Transportation Appropriations Act under the purview of the Transportation, Infrastructure, and Capitals Appropriations Subcommittee.

Related Statutes and Administrative Rules

Iowa Code section [321.211](#)

Iowa Administrative Code [761](#)

Budget Unit Number

64508030810

1443798

More Information

Iowa Department of Transportation: www.iowadot.gov
LSA Staff Contact: Garry Martin (515.281.4611) garry.martin@legis.iowa.gov

BUDGET UNIT BRIEF – FY 2025

Fiscal Services Division

July 1, 2024



Ground Floor, State Capitol Building

Des Moines, Iowa 50319

515.281.3566

Scale and Motor Vehicle Facilities Maintenance — RUTF

Purpose and History

The Scale and Motor Vehicle Maintenance appropriation is used to maintain weigh scales and driver's license stations across Iowa. Funds are used for capital improvements. This appropriation supports maintenance at 30 Motor Vehicle Division facilities. This includes 12 scale enforcement facilities and 18 driver's license stations throughout the State. A map displaying all of the scale locations managed by the Department of Transportation (DOT) is available at the link below.

National weight standards apply to commercial vehicle use on the U.S. Interstate Highway System. The U.S. system includes approximately 40,000 miles of highways across the nation. Legal load standards are intended to prevent vehicles from damaging highway roads and bridges. States may set their own commercial vehicle weight standards for roads not included in the Interstate Highway System. In Iowa, weight and vehicle size standards are enforced by the Iowa Department of Public Safety (DPS), Iowa State Patrol (ISP) Commercial Motor Vehicle Unit through the DOT-operated and DOT-maintained permanent weigh scale sites and portable weigh scales. In the past, the DOT has also received appropriations for scale replacement. Scale replacement appropriations are intermittent. Since FY 2004, the General Assembly has made four appropriations to replace scales. The last appropriation for scale replacement was made in FY 2013.

Funding

Scale and Motor Vehicle Maintenance appropriations are made annually from the Road Use Tax Fund (RUTF).

Related Statutes and Administrative Rules

Iowa Code chapters [321](#) and [321E](#)

Iowa Administrative Code [761—511](#)

Budget Unit Number

646012S0810

1443827

More Information

Iowa DOT MVE Scale Locations: iowadot.gov/mvd/motorcarriers/scales.pdf
LSA Staff Contact: Garry Martin (515.281.4611) garry.martin@legis.iowa.gov

BUDGET UNIT BRIEF – FY 2025

Fiscal Services Division

July 1, 2024



Ground Floor, State Capitol Building

Des Moines, Iowa 50319

515.281.3566

Statewide Interoperable Communications System — RUTF

Purpose and History

Interoperability of communications addresses the need for prompt communication between law enforcement and first responders during natural disasters or responses to criminal activity. A statewide land mobile radio communications platform enables communication to occur between jurisdictions. The Statewide Interoperable Communications System costs a total of \$39.5 million for infrastructure, towers, and maintenance for any city, county, or State public safety user. This system supports day-to-day operations as well as emergency multiagency, multijurisdictional operations.

Funding

The first payment of \$4.0 million in FY 2016 was appropriated from the E911 Surcharge Fund to the Department of Public Safety (DPS) to pay for the lease costs associated with the statewide land mobile radio communications system, which interfaces with the Iowa Statewide Interoperable Communications System radio platform. The second payment of approximately \$4.4 million was allocated to the DPS in FY 2017. This system is under the joint purview of the DPS and the Department of Transportation (DOT).

In FY 2018, \$4.1 million was appropriated from the Rebuild Iowa Infrastructure Fund (RIIF) for the lease payment. In FY 2019, \$3.1 million was appropriated from the Primary Road Fund (PRF) and \$1.4 million was appropriated from the RIIF. Since FY 2020, the annual lease payment has been primarily funded by the RIIF, with any differences in funding from the Road Use Tax Fund and Primary Road Fund. The final payment is estimated to be in FY 2026.

Related Statutes and Administrative Rules

Iowa Code chapter [34A](#)

2016 Iowa Acts, ch. [1103](#)

2015 Iowa Acts, ch. [129](#)

Iowa Administrative Code [605—10](#)

Budget Unit Number

6450SC40810

1443855

More Information

Iowa Statewide Interoperable Communications System Board: dps.iowa.gov/divisions/commissioners-office/interoperability-communications/iowa-statewide-interoperable-communications-board

LSA Staff Contact: Garry Martin (515.281.4611) garry.martin@legis.iowa.gov

BUDGET UNIT BRIEF – FY 2025

Fiscal Services Division

July 1, 2024



Ground Floor, State Capitol Building

Des Moines, Iowa 50319

515.281.3566

TraCS/MACH — RUTF

Purpose and History

The Traffic and Criminal Software (TraCS) program is an initiative by the Iowa Department of Transportation (DOT) to collect data from law enforcement at the scene of a motor vehicle collision and send that data electronically to the DOT. The DOT currently receives information on over 95.0% of crashes electronically from local and State law enforcement agencies. The TraCS program and support are provided by the DOT at no charge to qualifying State public safety agencies.

Mobile Architecture for Communications Handling (MACH) is an Internet-based communications tool that allows public safety agencies to share information, enhancing cooperation and organization during everyday activities and emergency situations. The MACH software and support are provided by the DOT at no charge to qualifying State public safety agencies.

In FY 2016, the General Assembly began funding these programs as a separate appropriation in the Transportation Appropriations Act.

State Funding

Funding for this appropriation comes from the Road Use Tax Fund (RUTF) and has remained static at \$300,000 since FY 2016.

Related Statutes and Administrative Rules

Iowa Code chapter [321](#)

Iowa Administrative Code [761](#)

Budget Unit Number

6450SB90810

1443869

More Information

Department of Transportation — TraCS/MACH: www.iowadot.gov/tracs/tracs-home
LSA Staff Contact: Garry Martin (515.281.4611) garry.martin@legis.iowa.gov

BUDGET UNIT BRIEF – FY 2025

Fiscal Services Division

July 1, 2024



Ground Floor, State Capitol Building

Des Moines, Iowa 50319

515.281.3566

Transportation Operations — RUTF

Purpose and History

Beginning in FY 2023, the General Assembly consolidated the four previous appropriations for Administrative Services, Highway, Planning and Programming, and Strategic Performance into one Transportation Operations appropriation to provide the Department of Transportation (DOT) with more flexibility to manage resources. The Transportation Operations appropriation is responsible for the same services that the previous appropriations covered prior to the consolidation. The four previous separate budget units can be located below:

- [Administrative Services](#)
- [Highway](#)
- [Planning and Programming](#)
- [Strategic Performance](#)

As of [January 2023](#), the Highway Division has been reorganized as the Systems Operations Division and Field Operations Division. In FY 2024, Motor Vehicle Enforcement (MVE) was transferred from the DOT to the Department of Public Safety (DPS).

Funding

This appropriation is included in the Transportation Appropriations Act under the purview of the Transportation, Infrastructure, and Capitals Appropriations Subcommittee.

Related Statutes and Administrative Rules

Iowa Code chapters [307](#), [313](#), [313A](#), and [314](#)
Iowa Administrative Code [761](#)

Budget Unit Number

6450S560810

1443710

More Information

Department of Transportation: iowadot.gov/about/divisions-offices
LSA Staff Contact: Garry Martin (515.281.4611) garry.martin@legis.iowa.gov

BUDGET UNIT BRIEF – FY 2025

Fiscal Services Division

July 1, 2024



Ground Floor, State Capitol Building

Des Moines, Iowa 50319

515.281.3566

Unemployment Compensation (DOT) — RUTF

Purpose and History

Iowa's unemployment compensation law was enacted by the 46th General Assembly in 1936 Iowa Acts, chapter 4 (Iowa Code chapter 96), in response to the impact that the Great Depression had on the citizens of Iowa. The law requires employers to pay into the Unemployment Compensation Fund based on the benefit experience of the employer.

For State government employees, the Department of Administrative Services (DAS) pays all unemployment compensation claims from a General Fund appropriation. The DAS then bills departments for the costs associated with all non-General Fund employees.

State Funding

The Department of Transportation (DOT) receives appropriations from the Road Use Tax Fund (RUTF) and the Primary Road Fund to pay the annual costs of unemployment insurance premiums to the DAS. Historically, 5.0% of the total appropriation comes from the RUTF. Expenditures from the appropriation are for the actual amounts billed to the DOT by the DAS. Should the need for funding exceed the appropriation, as was the case in FY 2010, the DOT has requested and received authority to transfer funding from other operating accounts within the DOT to cover the shortfall, pursuant to Iowa Code section 8.39. In addition to the expenditures for unemployment compensation paid to former employees entitled to benefits, the DAS charges an administrative fee that is based on the previous quarter count of full-time equivalent (FTE) positions for the DOT.

Related Statutes and Administrative Rules

Iowa Code chapter [96](#)

Iowa Code sections [8.39](#) and [8A.402](#)

Budget Unit Number

6450S660810

1443889

More Information

Iowa Department of Transportation: www.iowadot.gov
LSA Staff Contact: Garry Martin (515.281.4611) garry.martin@legis.iowa.gov

BUDGET UNIT BRIEF – FY 2025

Fiscal Services Division

July 1, 2024



Ground Floor, State Capitol Building

Des Moines, Iowa 50319

515.281.3566

Workers' Compensation (DOT) — RUTF

Purpose and History

Iowa's workers' compensation law was enacted by the 35th General Assembly in 1913 Iowa Acts, chapter [147](#), and is now Iowa Code chapter [85](#). The Iowa Code requires workers' compensation coverage for injuries sustained in the performance of duties compulsory for all employers in the public sector and many employers in the private sector. Workers' compensation covers all approved medical expenses for treatment of the employee's injuries and lost wages if the employee is incapacitated for work for more than three days.

The Department of Administrative Services (DAS) is charged with administering the State workers' compensation insurance program for State employees (Iowa Code section [8A.457](#)). The DAS is required to assess premiums to all agencies, departments, and divisions of the State for the coverage of benefits extended by Iowa Code chapters [85](#), [85A](#), and [85B](#). The DAS is authorized to contract with a private organization for the management of workers' compensation claims and utilizes a third-party administrator.

State Funding

The Department of Transportation (DOT) receives appropriations from the Road Use Tax Fund (RUTF) and the Primary Road Fund to fund the annual costs of workers' compensation premiums to the DAS. Historically, 4.0% of the total appropriation comes from the RUTF. The fee assessed to each department is based upon actual claim history, a pro rata share of administrative charges, and a pro rata share of attorney general expenses.

Related Statutes and Administrative Rules

Iowa Code chapters [85](#), [85A](#), and [85B](#)
Iowa Code section [8A.457](#)

Budget Unit Number

6450S670810

1443925

More Information

Iowa Department of Transportation: www.iowadot.gov
LSA Staff Contact: Garry Martin (515.281.4611) garry.martin@legis.iowa.gov

BUDGET UNIT BRIEF – FY 2025

Fiscal Services Division

July 1, 2024



Ground Floor, State Capitol Building

Des Moines, Iowa 50319

515.281.3566

Barn Restoration — RIIF

Purpose

This appropriation will provide a share of the funding necessary to renovate four barns on the Iowa State Fairgrounds. The facilities involved include the sheep barn, cattle barn, horse barn, and swine barn. Building components that will be replaced or improved include flooring, roofing, lighting, restrooms, and offices. Renovations are expected to take four years to complete.

Funding

This project received \$6.0 million in FY 2023 and \$6.0 million in FY 2024. The State Fair is also raising funding from private donors. In the spring of 2022, the project was expected to require total funding of \$25.0 million.

Related Statutes and Administrative Rules

Iowa Code chapter [173](#)

Budget Unit Number

035028G0017

1443948

More Information

Iowa State Fair: www.iowastatefair.org
LSA Staff Contact: Maria Wagenhofer (515.281.5270) maria.wagenhofer@legis.iowa.gov

BUDGET UNIT BRIEF – FY 2025

Fiscal Services Division

July 1, 2024



Ground Floor, State Capitol Building

Des Moines, Iowa 50319

515.281.3566

Brain Injury Rehabilitation Facility — RIIF

Purpose

This appropriation has funded construction and renovation costs associated with On With Life facilities. On With Life provides postacute inpatient and outpatient rehabilitation for persons who have sustained traumatic brain injuries.

Funding

Funding was appropriated from the Rebuild Iowa Infrastructure Fund. In FY 2024, the Department of Health and Human Services (HHS) received a \$750,000 appropriation to fund a portion of the renovation of an On With Life facility in Polk City to accommodate individuals served by the organization who are being relocated from the organization's site on the Glenwood State Resource Center Campus. In FY 2023, the HHS received a \$1.0 million appropriation to fund a portion of the construction costs associated with the expansion of the On With Life facility located in Ankeny. Funding was also appropriated for various construction costs in FY 2016.

Budget Unit Number

4130N500017

1443973

More Information

On With Life: onwithlife.org

LSA Staff Contact: Maria Wagenhofer (515.281.5270) maria.wagenhofer@legis.iowa.gov

BUDGET UNIT BRIEF – FY 2025

Fiscal Services Division

July 1, 2024



Ground Floor, State Capitol Building

Des Moines, Iowa 50319

515.281.3566

Building Repairs — RIF

Purpose

This is an appropriation to the Department for the Blind for building repairs in the building owned by the Department at 524 Fourth Street, Des Moines.

Funding

This appropriation is funded through the Rebuild Iowa Infrastructure Fund (RIIF).

Related Statutes and Administrative Rules

Iowa Code chapter [216B](#)

Budget Unit Number

133001J0017

1443549

More Information

Iowa Department for the Blind: blind.iowa.gov
LSA Staff Contact: Maria Wagenhofer (515.281.5270) maria.wagenhofer@legis.iowa.gov

BUDGET UNIT BRIEF – FY 2025

Fiscal Services Division

July 1, 2024



Ground Floor, State Capitol Building

Des Moines, Iowa 50319

515.281.3566

Camp Dodge Infrastructure Upgrades — RIIF

Purpose

This appropriation funds infrastructure projects at Camp Dodge under the Department of Public Defense. Examples of previous projects include but are not limited to sewer upgrades, armory upgrades, energy conservation projects, and boiler replacement.

Funding

Camp Dodge has received numerous direct appropriations from the Rebuild Iowa Infrastructure Fund and other infrastructure funds. State funds are matched with federal funding that can provide up to 85.0% of the total.

Related Statutes and Administrative Rules

Iowa Code chapter [29](#)

Budget Unit Number

584059D0017

1443554

More Information

Camp Dodge: www.iowanationalguard.com
LSA Staff Contact: Maria Wagenhofer (515.281.5270) maria.wagenhofer@legis.iowa.gov

BUDGET UNIT BRIEF – FY 2025

Fiscal Services Division

July 1, 2024



Ground Floor, State Capitol Building

Des Moines, Iowa 50319

515.281.3566

ChildServe Project — RIIF

Purpose and History

This appropriation is intended to support the expansion of the ChildServe facility in Johnston. ChildServe provides care for children with developmental delays, disabilities, acquired injuries, and other special health care needs. The purpose of the expansion is to provide services for young adults with medical complexities that require intensive medical treatment and 24-hour skilled nursing care. The population served will be individuals 21 and over who have aged out of existing programs. Iowa does not have a location that provides the necessary level of care for these individuals.

In total, the expansion will add 10,000 square feet to the facility, including the construction of 12 beds at the nursing facility in Johnston. Funding will also be used to remodel two group homes. Remodeling will include adding specialized equipment and lifts.

Funding

The General Assembly appropriated funding from the Rebuild Iowa Infrastructure Fund several times to fund projects for ChildServe.

Budget Unit Number

4130N620017

1443940

More Information

ChildServe: www.childserve.org/about
LSA Staff Contact: Maria Wagenhofer (515.281.5270) maria.wagenhofer@legis.iowa.gov

BUDGET UNIT BRIEF – FY 2025

Fiscal Services Division

July 1, 2024



Ground Floor, State Capitol Building

Des Moines, Iowa 50319

515.281.3566

Clarinda Correctional Facility Kitchen Expansion — RIIF

Purpose and History

These appropriations fund the expansion of the kitchen at the Clarinda Correctional Facility. The existing kitchen is outside the perimeter of the prison and is in need of updates. The Department of Corrections believes this remodel will increase food safety and decrease opportunities for contraband to be smuggled into the prison. This facility will also provide job opportunities to individuals incarcerated at the prison.

Funding

The project was initially appropriated \$5.2 million in FY 2022 and \$4.0 million in FY 2023 from the Rebuild Iowa Infrastructure Fund (RIIF).

Related Statutes and Administrative Rules

Iowa Code chapter [904](#)

Budget Unit Number

255063A0017

1443966

More Information

Iowa Department of Corrections: doc.iowa.gov
LSA Staff Contact: Maria Wagenhofer (515.281.5270) maria.wagenhofer@legis.iowa.gov

BUDGET UNIT BRIEF – FY 2025

Fiscal Services Division

July 1, 2024



Ground Floor, State Capitol Building

Des Moines, Iowa 50319

515.281.3566

Clarinda Correctional Facility Kitchen Furnishings — RIIF

Purpose and History

This appropriation will be used to purchase furniture and fixtures for the new Clarinda Correctional Facility kitchen. The existing kitchen is outside the perimeter of the prison and is in need of updates. The Department of Corrections believes the remodel will increase food safety and decrease opportunities for contraband to be smuggled into the prison. The facility will also provide job opportunities to individuals incarcerated at the prison.

Funding

Funding is provided from the Rebuild Iowa Infrastructure Fund (RIIF). Funding to construct the new kitchen was appropriated in FY 2022 and FY 2023.

Related Statutes and Administrative Rules

Iowa Code chapter [904](#)

Budget Unit Number

255061A0017

1443945

More Information

Iowa Department of Corrections: www.doc.iowa.gov
LSA Staff Contact: Maria Wagenhofer (515.281.5270) maria.wagenhofer@legis.iowa.gov

BUDGET UNIT BRIEF – FY 2025

Fiscal Services Division

July 1, 2024



Ground Floor, State Capitol Building

Des Moines, Iowa 50319

515.281.3566

Commercial Air Service Terminals — RIF

Purpose

This funding to the Department of Transportation is for vertical infrastructure improvements at commercial service airports in the State. Specifically, the funding is to be used for commercial service airport terminal improvements. Commercial service airports must provide a 90.0% match for grants and cannot utilize federal funds to provide the match.

Funding

The General Assembly appropriated \$10.0 million from the Rebuild Iowa Infrastructure Fund (RIIF) in FY 2024 for this purpose.

Related Statutes and Administrative Rules

Iowa Code chapter [330](#)

Iowa Administrative Code [761](#)

Budget Unit Number

645032S0017

Doc ID 1446090

More Information

Department of Transportation — Office of Aviation: iowadot.gov/aviation
Aviation in Iowa — Commercial Air Service: iowadot.gov/aviation/aviation-in-iowa/commercial-air-service
LSA Staff Contact: Maria Wagenhofer (515.281.5270) maria.wagenhofer@legis.iowa.gov

BUDGET UNIT BRIEF – FY 2025

Fiscal Services Division

July 1, 2024



Ground Floor, State Capitol Building

Des Moines, Iowa 50319

515.281.3566

Commercial Air Service Vertical Infrastructure Grant Program — RIIF

Purpose and History

Appropriations for the Commercial Air Service Vertical Infrastructure (CSVI) Program under the Department of Transportation (DOT) support infrastructure improvements at commercial service airports. Past CSVI projects have included infrastructure improvements such as the rehabilitation and renovation of hangars, terminals, and other buildings; construction of parking garage bridges and parking facility enhancements; vehicle and chemical storage; office additions; renovation of aircraft rescue fire fighting facilities; and other improvements. The projects must meet the definition of vertical infrastructure under Iowa Code section [8.57](#). Of the 109 publicly owned airports in Iowa, 8 are commercial service airports. They are located in Burlington, Cedar Rapids, Des Moines, Dubuque, Fort Dodge, Mason City, Sioux City, and Waterloo.

The General Assembly began providing an annual appropriation for the CSVI Program in SF [2381](#) (FY 1999 Infrastructure Appropriations Act). The Program was established in administrative rules and became effective in December 1998. At that time, there were 10 commercial service airports, including the current locations and Spencer and Ottumwa. However, in 2001, the airports in Spencer and Ottumwa changed classification to general aviation due to the withdrawal of the commercial airline Great Lakes Airlines from those locations.

Applications are submitted to the DOT Office of Aviation and approved by the Transportation Commission. No local match is required. The State funds are distributed by a 50/40/10 formula, with 50.0% of the appropriated funds allocated equally between each of the commercial service airports, 40.0% allocated based on the percentage of enplaned passengers during the previous fiscal year, and 10.0% allocated based on the proportion of air cargo tonnage at each airport during the previous fiscal year. The General Assembly established this formula during the 2000 Legislative Session in SF [2453](#) (FY 2001 Infrastructure Appropriations Act).

State Funding

Initial capital funding for the CSVI Program began in FY 1999 with \$945,000 from the Rebuild Iowa Infrastructure Fund (RIIF). Since FY 1999, funding has been provided from the following funds: the General Fund, the RIIF, the Restricted Capital Fund (RCF), the Revenue Bonds Capitals (RBC) Fund, the Endowment for Iowa's Health Restricted Capitals Fund (RC2), the Revenue Bonds Capitals II Fund (RBC2), and the State Aviation Fund (SAF). Since FY 2012, funding for this program has primarily been appropriated from the RIIF, with the exception of FY 2017, when funding was also appropriated from the SAF.

More Information

Department of Transportation — Office of Aviation: iowadot.gov/aviation
Aviation in Iowa — Commercial Air Service: iowadot.gov/aviation/aviation-in-iowa/commercial-air-service
LSA Staff Contact: Maria Wagenhofer (515.281.5270) maria.wagenhofer@legis.iowa.gov

Related Statutes and Administrative Rules

Iowa Code chapter [330](#)

Iowa Code section [8.57](#)

Iowa Administrative Code [761](#)

Budget Unit Number

645030S0017

1443567

BUDGET UNIT BRIEF – FY 2025

Fiscal Services Division

July 1, 2024



Ground Floor, State Capitol Building

Des Moines, Iowa 50319

515.281.3566

Community Attraction and Tourism Program — RIIF

Purpose and History

Appropriations from the Rebuild Iowa Infrastructure Fund (RIIF) for the Community Attraction and Tourism (CAT) Program fund infrastructure projects to assist communities in the development and creation of multipurpose attraction and tourism facilities. Eligible CAT projects must be permanent recreational, cultural, educational, or entertainment attractions; be available to the general public; and promote tourism in the local communities. Eligible applicants include cities, counties, public organizations, or school districts in cooperation with the city or county.

An early version of the Community Attraction and Tourism Development Program was established in 1999. The current CAT Program (Iowa Code section [15F.202](#)) and Fund (Iowa Code section [15F.204](#)) were established during the 2000 Legislative Session.

CAT Program Projects

Previously funded projects include the development of attractions such as wellness centers, recreational centers, parks, recreational trails, swimming pools and aquatic centers, riverfront plazas and marinas, streetscapes, museums, libraries, performing arts centers, sports complexes, public gardens, visitor centers, and campgrounds.

Applications for CAT Program funds are administered by the Enhance Iowa Board. By statute, one third of the funds must be allocated to projects in cities with populations of 10,000 or less, or in counties with populations that rank in the 33 least-populated counties. Projects may not receive more than 50.0% of the total cost of the project. The CAT Review Committee makes recommendations to the Enhance Iowa Board and considers several criteria, including:

- Long-term, tax-generating economic impact.
- Location of the project and the geographic diversity of the applications.
- Whether the primary purpose of the project is related to vertical infrastructure.
- Whether the project received funding previously.
- Local support for the project.
- Efficient and effective use of land resources and existing infrastructure.

State Funding

Previous funding for the CAT Program has been appropriated from several funding sources including the General Fund, the Revenue Bonds Capitals (RBC) Fund, the Revenue Bonds Capitals II (RBC2) Fund, and the Restricted Capital (RCF) Fund. In recent years, the CAT Program has been funded from the RIIF.

Related Statutes and Administrative Rules

Iowa Code chapter [15F](#)

Iowa Administrative Code [261—211](#)

More Information

Iowa Economic Development: iowaeda.com/enhance-iowa
LSA Staff Contact: Maria Wagenhofer (515.281.5270) maria.wagenhofer@legis.iowa.gov

Budget Unit Number

2690F840017

1443569

BUDGET UNIT BRIEF – FY 2025

Fiscal Services Division

July 1, 2024



Ground Floor, State Capitol Building

Des Moines, Iowa 50319

515.281.3566

Community Forestry Program — RIIF

Purpose and History

This appropriation is intended to support efforts to reestablish trees that were lost to the derecho that occurred on August 10, 2020. Grants are intended to be made to local government entities, schools, and volunteer organizations and service organizations involved with local urban and community forest services, for planting trees on lands owned by State, county, or local governments. The Community Forestry Grant Program is for reimbursable grants ranging from \$1,000 to \$10,000 to be used for the purchase and planting of trees. Qualifying public planting lands include but are not limited to street rights-of-way, parks, school grounds, courthouse lawns, public buildings, fairgrounds, cemeteries, libraries, and trails.

Funding

Funding is appropriated from the Rebuild Iowa Infrastructure Program.

Related Statutes and Administrative Rules

Iowa Code chapter [455A](#)

Budget Unit Number

5420H430017

1443939

More Information

DNR Urban Forestry: www.iowadnr.gov/Conservation/Forestry/Urban-Forestry
LSA Staff Contact: Maria Wagenhofer (515.281.5270) maria.wagenhofer@legis.iowa.gov

BUDGET UNIT BRIEF – FY 2025

Fiscal Services Division

July 1, 2024



Ground Floor, State Capitol Building

Des Moines, Iowa 50319

515.281.3566

County Fair Improvements

Purpose and History

The County Fair Improvements appropriation is made from the Rebuild Iowa Infrastructure Fund (RIIF) and goes to the Iowa Association of County Fairs. Funds are used for vertical infrastructure improvements at the 105 county fairs in the Association. Examples of projects include renovations to sheep barns, grandstand roofs, offices, adding Americans with Disabilities Act (ADA)-compliant restrooms and showers, new hoop buildings, new cattle barns, repairs due to storm damage, new community centers and exhibit buildings, renovations to main auditoriums, and remodeling of horse barns.

Funding

This is an annual appropriation from the RIIF. The appropriation is made in the Infrastructure Appropriations Act. The appropriated funds are paid to the Treasurer of State for allocation to the Association of Iowa Fairs. The Association distributes the moneys to eligible fairs. The Association's Board of Directors determines the amount allocated to each fair, which is approximately \$10,000 per fair annually. In order to be eligible for funding, a fair must file with the Association on or before November 15 of each year. The Treasurer is required to allocate to the Association the total amount to be paid by the Association. The Act specifies the nonreversion of appropriated funds for four fiscal years.

Related Statutes and Administrative Rules

Iowa Code chapter [174](#)

Budget Unit Number

6550D930017

1443599

More Information

Iowa Association of County Fairs: www.iowafairs.com
LSA Staff Contact: Maria Wagenhofer (515.281.5270) maria.wagenhofer@legis.iowa.gov

BUDGET UNIT BRIEF – FY 2025

Fiscal Services Division

July 1, 2024



Ground Floor, State Capitol Building

Des Moines, Iowa 50319

515.281.3566

DAS Capitol Complex Security — RIIF

Purpose and History

This is an appropriation to the Department of Administrative Services (DAS) to upgrade security cameras for Executive Branch buildings on the Capitol Complex. This was a new appropriation in FY 2021. The project is intended to replace security cameras and video recorders and install new fiber to support the system.

Funding

The DAS first received an appropriation in FY 2021 to begin this upgrade.

Related Statutes and Administrative Rules

Iowa Code chapter [8A](#)

Budget Unit Number

3350R930017

1443610

More Information

Department of Administrative Services: das.iowa.gov
LSA Staff Contact: Maria Wagenhofer (515.281.5270) maria.wagenhofer@legis.iowa.gov

BUDGET UNIT BRIEF – FY 2025

Fiscal Services Division

July 1, 2024



Ground Floor, State Capitol Building

Des Moines, Iowa 50319

515.281.3566

Destination Iowa — RIIF

Purpose

The Destination Iowa Fund was established in 2023 Iowa Acts, chapter [118](#) (FY 2024 Infrastructure Appropriations Act) under the control of the Iowa Economic Development Authority (IEDA) Board to provide grants to eligible applicants for the following types of projects:

- Economically significant projects that increase tourism opportunities.
- Development and enhancement of outdoor recreational opportunities.
- Projects that contribute to quality of life in rural communities.

Projects awarded grants from the Fund must be primarily vertical infrastructure, and must be available for year-round use by the public, and the eligible applicant must intend to own the property that is the subject of the project upon completion. Projects that include primarily new construction and have not been awarded money intended to support community attraction and tourism projects after July 1, 2018, are prioritized. Grants awarded must not exceed 50.0% of the total cost of the project.

Of the moneys available in the Destination Iowa Fund, 50.0% must be allocated to projects in rural communities. However, if any portion of the moneys in the Fund has not been awarded by April 1, the moneys may be awarded to any eligible project in the State. Interest on moneys deposited in the Fund is credited to the Fund, and moneys in the Fund do not revert at the close of a fiscal year. The IEDA cannot use more than 5.0% of the moneys in the Fund at the beginning of each fiscal year for the purposes of administrative costs and program support.

Funding

This funding was first appropriated in FY 2024 from the Rebuild Iowa Infrastructure Fund (RIIF).

Related Statutes and Administrative Rules

Iowa Code section [15.281](#)

Budget Unit Number

2690F520017

Doc ID 1446091

More Information

Iowa Economic Development Authority: iowaeda.com/destination-iowa
LSA Staff Contact: Maria Wagenhofer (515.281.5270) maria.wagenhofer@legis.iowa.gov

BUDGET UNIT BRIEF – FY 2025

Fiscal Services Division

July 1, 2024



Ground Floor, State Capitol Building

Des Moines, Iowa 50319

515.281.3566

DOC Capital Projects — RIIF

Purpose and History

The initial appropriation for FY 2023 is intended to fund a bathroom remodel at the Fort Des Moines Residential Complex, the construction of a new apprenticeship training building at Mount Pleasant, and upgrades to the electrical system at the Iowa Medical Classification Center Correctional Facility. Subsequent funding for this appropriation may be used for other infrastructure projects at various facilities under the purview of the Department of Corrections.

Funding

This funding is appropriated from the Rebuild Iowa Infrastructure Fund.

Related Statutes and Administrative Rules

Iowa Code chapter [904](#)

Budget Unit Number

255066A0017

1443974

More Information

Iowa Department of Corrections: doc.iowa.gov
LSA Staff Contact: Maria Wagenhofer (515.281.5270) maria.wagenhofer@legis.iowa.gov

BUDGET UNIT BRIEF – FY 2025

Fiscal Services Division

July 1, 2024



Ground Floor, State Capitol Building

Des Moines, Iowa 50319

515.281.3566

Environment First Fund — RIF

History

The General Assembly established the Environment First Fund in 2000 Iowa Acts, chapter [1225](#) (FY 2001 Infrastructure Appropriations Act), to provide funding for protection, conservation, enhancement, and improvement of natural resources, and established a standing appropriation of \$35.0 million for the Fund from the Rebuild Iowa Infrastructure Fund (RIIF) beginning in FY 2001. Moneys placed in this Fund are appropriated by the Agriculture and Natural Resources Appropriations Subcommittee.

Funding

The funding levels have fluctuated over the years. The standing appropriation was increased to \$42.0 million for FY 2014. Since that time funding has remained at \$42.0 million. The majority of these moneys are appropriated to the Department of Agriculture and Land Stewardship and the Department of Natural Resources.

Related Statutes and Administrative Rules

Iowa Code section [8.57A](#)

Budget Unit Number

532030E0017

1443655

More Information

LSA Staff Contact: Maria Wagenhofer (515.281.5270) maria.wagenhofer@legis.iowa.gov

BUDGET UNIT BRIEF – FY 2025

Fiscal Services Division

July 1, 2024



Ground Floor, State Capitol Building

Des Moines, Iowa 50319

515.281.3566

Facility/Armory Maintenance — RIIF

Purpose and History

Appropriations for major maintenance and repair of armories, also called readiness centers, and facilities of the Iowa Army National Guard are generally provided in the infrastructure budget. The definition for “armory” and “readiness center” in federal statute is “a structure that houses one or more units of a reserve component and is used for training and administering those units.”

The Iowa Army National Guard has 41 readiness centers around the State. This is a decrease from the 54 readiness centers that existed in 1960. Of the 41 readiness centers, 35 were constructed at least 25 years ago. As of 2023, there are over 488 buildings and facilities, totaling 4.0 million square feet, that are under the management of the Iowa Army National Guard.

Readiness Center Projects

Projects are completed at all of the readiness centers and facilities as funding becomes available, with the projects relating to health, life, safety, and emergency repairs taking the highest priority. Projects that prevent building deterioration or extend the useful life of the readiness center are next in priority. Examples of projects include roof replacements and repairs; heating and electrical system upgrades and replacements; parking lot repairs and resurfacing; tuckpointing and exterior repairs; latrine renovation; adding or upgrading classroom, office, or storage spaces; replacing carpet or flooring; and other improvements.

State Funding

Annual appropriations in the infrastructure budget for major maintenance and repairs of the armories and facilities began in FY 1996, with an appropriation of \$382,000 from the Rebuild Iowa Infrastructure Fund (RIIF). Generally, the State appropriation acts as a match to draw down federal funding (on a dollar-for-dollar basis). While appropriations have typically been provided from the RIIF, funding was also provided from other infrastructure funds such as the Restricted Capital Fund and the Vertical Infrastructure Fund. In addition to State appropriations and federal funding, there is a National Guard Support and Facilities Improvement Fund, established in Iowa Code section [29A.14](#), that provides for support of Iowa National Guard operations and for the construction, improvement, modification, maintenance, or repair of National Guard facilities. This Fund may not exceed a balance of \$2.0 million and consists of revenue derived from the operation or leasing of facilities located at Camp Dodge and the sale of real estate belonging to the Iowa National Guard, per recommendation by the Armory Board.

Related Statutes and Administrative Rules

Iowa Code chapter [29A](#)

Budget Unit Number

584030D0017

1444085

More Information

Iowa National Guard: www.iowanationalguard.com

LSA Staff Contact: Maria Wagenhofer (515.281.5270) maria.wagenhofer@legis.iowa.gov

BUDGET UNIT BRIEF – FY 2025

Fiscal Services Division

July 1, 2024



Ground Floor, State Capitol Building

Des Moines, Iowa 50319

515.281.3566

Fertilizer Management — RIF

Purpose and History

This appropriation was created to fund research to update static maximum return to nitrogen (MRTN) recommendations to a new dynamic modeling system that considers variability in the environment, management, and weather. The research would consider carbon dioxide equivalent (CO₂e) of nitrogen oxides (NO_x) with potential for carbon improvements to corn and soybean rotation systems. The goal of the research would be more accurate nitrogen recommendations that support higher crop yields and reduce greenhouse gas (GHG) emissions.

Funding

This appropriation is funded from the Rebuild Iowa Infrastructure Fund (RIIF) and was first funded in FY 2023.

Related Statutes and Administrative Rules

Iowa Code chapter [159](#)

Budget Unit Number

0090AH70017

1443943

More Information

Iowa Department of Agriculture and Land Stewardship: iowaagriculture.gov/
LSA Staff Contact: Maria Wagenhofer (515.281.5270) maria.wagenhofer@legis.iowa.gov

BUDGET UNIT BRIEF – FY 2025

Fiscal Services Division

July 1, 2024



Ground Floor, State Capitol Building

Des Moines, Iowa 50319

515.281.3566

Fire Fighter Training Facility — RIIF

Purpose

This appropriation is intended to fund the construction of a public fire safety training facility.

Funding — Other Sources of Revenue

The General Assembly appropriated \$2.1 million from the Rebuild Iowa Infrastructure Fund (RIIF) in FY 2023.

Related Statutes and Administrative Rules

Iowa Code chapter [80](#)

Budget Unit Number

596032R0017

1443976

More Information

Fire Service Training Bureau: dps.iowa.gov/divisions/state-fire-marshal/fire-service-training
LSA Staff Contact: Maria Wagenhofer (515.281.5270) maria.wagenhofer@legis.iowa.gov

BUDGET UNIT BRIEF – FY 2025

Fiscal Services Division

July 1, 2024



Ground Floor, State Capitol Building

Des Moines, Iowa 50319

515.281.3566

Flood Prevention Study — RIF

Purpose and History

This funding was appropriated to pay for a flood prevention study by the United States Army Corps of Engineers. The study is required to review flood prevention including levee improvements.

Funding

This funding was appropriated from the Rebuild Iowa Infrastructure Fund (RIIF).

Related Statutes and Administrative Rules

Iowa Code chapter [29C](#)

Budget Unit Number

5830G030017

1443977

More Information

Iowa Department of Homeland Security: homelandsecurity.iowa.gov
LSA Staff Contact: Maria Wagenhofer (515.281.5270) maria.wagenhofer@legis.iowa.gov

BUDGET UNIT BRIEF – FY 2025

Fiscal Services Division

July 1, 2024



Ground Floor, State Capitol Building

Des Moines, Iowa 50319

515.281.3566

Fort Atkinson — RIIF

Purpose

This appropriation is intended to leverage federal funding to repair a historic fort and buildings at the Fort Atkinson State Preserve.

Funding — State General Fund

This funding is appropriated from the Rebuild Iowa Infrastructure Fund (RIIF).

Budget Unit Number

543033H0017

1443498

More Information

Iowa Department of Natural Resources: <http://www.iowadnr.gov>
LSA Staff Contact: Maria Wagenhofer (515.281.5270) maria.wagenhofer@legis.iowa.gov

BUDGET UNIT BRIEF – FY 2025

Fiscal Services Division

July 1, 2024



Ground Floor, State Capitol Building

Des Moines, Iowa 50319

515.281.3566

General Aviation Infrastructure Grants — RIF

Purpose

This appropriation is used to fund general aviation vertical infrastructure projects. General aviation vertical infrastructure projects receive State matching grants of up to 85.0% of the total project costs and require a minimum level of \$5,000 in local match to be considered. Projects must meet the definition of vertical infrastructure. Eligible airports apply to the Department of Transportation Office of Aviation, and projects are approved by the Transportation Commission. These grants are available only for general aviation airports. These are airports that do not have scheduled service, or have fewer than 2,500 annual passenger boardings. There are over 100 general aviation airports in Iowa.

These competitive grants are reviewed by the Department of Transportation Office of Aviation and approved by the State Transportation Commission. Examples of infrastructure construction include hangars, terminals, fuel facilities, and maintenance buildings.

Funding

Appropriations to the General Aviation Infrastructure Grants Program have been funded from the RIF each year since FY 2017. In FY 2017, \$750,000 was appropriated from the State Aviation Fund. Prior to that, appropriations for the Program had been funded from the RIF for nine consecutive fiscal years.

Related Statutes and Administrative Rules

Iowa Administrative Code [761—717](#)

Budget Unit Number

645031S0017

1443687

More Information

Iowa DOT Office of Aviation: iowadot.gov/aviation/aviation-in-iowa/general-aviation
LSA Staff Contact: Maria Wagenhofer (515.281.5270) maria.wagenhofer@legis.iowa.gov

BUDGET UNIT BRIEF – FY 2025

Fiscal Services Division

July 1, 2024



Ground Floor, State Capitol Building

Des Moines, Iowa 50319

515.281.3566

Great Places Infrastructure Grants — RIF

Purpose and History

Created in 2005 Iowa Acts, chapter [150](#) (Grow Iowa Values Fund Act), the Iowa Great Places Program in the Department of Cultural Affairs is designed to assist local communities in developing innovative and entrepreneurial cultural and tourism efforts. Communities (neighborhoods, cities, counties, regions, or any combination of these entities) engage in a strategic planning process to assess their strengths and areas of opportunity, create a vision for enhancing their unique attributes and quality of life, and design a plan to implement their vision. State agency support is available to assist applicants in the planning process, and conferences are held throughout the year on topics such as grant writing and community development.

Once an applicant has engaged in this process and created a feasible and sustainable plan, the applicant can invite the State to formally designate the community a Great Place through a proposal submission process.

Based on these submissions, a coalition of State agency partners and the Iowa Great Places Citizen Advisory Board choose the finalists. The Board then tours each finalist location, and designees are chosen and recommended to the Director of the Department of Cultural Affairs for final approval. The recommendations are based on the following criteria:

- A guiding vision plan and interrelated set of strategies.
- Broad-based support for projects, including multiple local and regional partners and public-private partnerships.
- Strong organizational capacity, demonstrated by financial and programmatic performance and service to constituents.

Once selected, each Great Places designee is asked to produce a work plan that outlines the major activities and associated costs (if applicable) for each project in the proposal. Approved Great Places designees enter a three-year Memorandum of Understanding (MOU) with the State and begin to implement plans with technical assistance from State agencies. The Great Places designation creates a partnership between the State of Iowa and each Great Place, with the following benefits:

- Technical assistance from all relevant State agencies for project implementation.
- Additional consideration for grant applications from all State agencies for projects specifically included in a Great Places proposal.
- Special consideration for applications to the State Historic Tax Credit Program (pending availability).
- Greater publicity.
- Iowa Great Places Grant Funds (pending availability).

More Information

Iowa Great Places Program: iowaculture.gov/about-us/about/grants/iowa-great-places
LSA Staff Contact: Maria Wagenhofer (515.281.5270) maria.wagenhofer@legis.iowa.gov

Iowa Great Places Grant Funds

2006 Iowa Acts, chapter [1179](#) (FY 2007 Infrastructure Appropriations Act), created the Iowa Great Places Program Fund. Communities designated as a Great Place are allowed to apply for Iowa Great Places Infrastructure Grants. Pending available funds, a Great Places designee may submit one application for each project. Depending on the population of the Great Places designee, there is a minimum match requirement equal to a percentage of the grant request. The Grant Funds can be used only for physical infrastructure projects deemed beneficial to the public and included in the MOU. Physical infrastructure is defined as land acquisition and construction, major renovation and repair of buildings, all appurtenant structures, site development, parks and recreational trails, and permanent design exhibits that are expected to last and be maintained for at least 20 years. Physical infrastructure does not mean routine, recurring maintenance or operational expenses; ongoing utilities; or leasing of a building or appurtenant structures without a lease-purchase agreement.

Designated Great Places and Approved Projects

Approved grants for infrastructure projects have allowed Great Places designees to make improvements such as park creation and development, acquisition and renovation of historical buildings, renovation and expansion of museums, recreational trails design and construction, and streetscape and riverfront enhancements.

Funding

The General Fund appropriation in the Economic Development Appropriations Act funds the administration costs associated with the Program.

Other Sources of Revenue

Iowa Great Places Grant Funds have been provided from various sources. Since FY 2012, funding has been provided by the Rebuild Iowa Infrastructure Fund (RIIF).

Related Statutes and Administrative Rules

Iowa Code section [303.3C](#) and [303.3D](#)
2005 Iowa Acts, chapter [150](#)
2006 Iowa Acts, chapter [1179](#)

Budget Unit Number

2590IM30017

1443695

BUDGET UNIT BRIEF – FY 2025

Fiscal Services Division

July 1, 2024



Ground Floor, State Capitol Building

Des Moines, Iowa 50319

515.281.3566

Honey Creek — RIIF

Purpose

This appropriation to the Department of Natural Resources (DNR) supports the deferred maintenance costs at Honey Creek Resort State Park that are required to be completed pursuant to a contract entered into with the State and the new concessionaire of the Resort. The contract is managed by the Department of Administrative Services (DAS), and the full cost for the deferred maintenance required to be paid by the State is \$6.8 million.

Funding

The General Assembly appropriated \$6.0 million from the Rebuild Iowa Infrastructure Fund (RIIF) in FY 2024 for this purpose. The DNR utilized funding from its FY 2023 State Park Infrastructure Improvements appropriation for the remaining cost of the contract. This funding is provided to the DAS to oversee and manage the deferred maintenance needs.

Budget Unit Number

543020H0017

Doc ID 1446104

More Information

Iowa Department of Natural Resources: iowadnr.gov/Places-to-Go/State-Parks/Iowa-State-Parks/Honey-Creek-State-Park

Honey Creek Resort: honeycreekresort.com

LSA Staff Contact: Maria Wagenhofer (515.281.5270) maria.wagenhofer@legis.iowa.gov

BUDGET UNIT BRIEF – FY 2025

Fiscal Services Division

July 1, 2024



Ground Floor, State Capitol Building

Des Moines, Iowa 50319

515.281.3566

Iowa Medical and Classification Center (IMCC) Electrical Upgrade — RIIF

Purpose

This funding will be used for electrical service upgrades at the Department of Corrections (DOC), Iowa Medical and Classification Center (IMCC) facility. Upgrades will be made to the north addition of the building.

Funding

This funding was appropriated from the Rebuild Iowa Infrastructure Fund. The DOC also received \$4.9 million in FY 2023 for capital projects, of which a portion included funding for this project.

Related Statutes and Administrative Rules

Iowa Code chapter [904](#)

Budget Unit Number

255044A0017TP020017

Doc ID 1446096

More Information

Iowa Department of Corrections: doc.iowa.gov

LSA Staff Contact: Maria Wagenhofer (515.281.5270) maria.wagenhofer@legis.iowa.gov

BUDGET UNIT BRIEF – FY 2025

Fiscal Services Division

July 1, 2024



Ground Floor, State Capitol Building

Des Moines, Iowa 50319

515.281.3566

Iowa State Fair Building Improvements — RIIF

Purpose

This appropriation to the Department of Natural Resources (DNR) funds new outdoor play structures, an outdoor stage and seating area, a new archery and shooting range building, and renovations to the upstairs space in the DNR's current building at the Iowa State Fair.

Funding

The General Assembly appropriated \$500,000 from the Rebuild Iowa Infrastructure Fund (RIIF) in FY 2024 for this purpose.

Budget Unit Number

5420H460017

1443992

More Information

Iowa Department of Natural Resources, Iowa State Fair: iowadnr.gov/About-DNR/Iowa-State-Fair
LSA Staff Contact: Maria Wagenhofer (515.281.5270) maria.wagenhofer@legis.iowa.gov

BUDGET UNIT BRIEF – FY 2025

Fiscal Services Division

July 1, 2024



Ground Floor, State Capitol Building

Des Moines, Iowa 50319

515.281.3566

ISD Girls' Dormitory Renovation — RIIF

Purpose and History

This appropriation funds heating, cooling, electrical, lighting, and fire detection system upgrades and exterior building repairs at the girls' dormitory at the Iowa School for the Deaf.

The Iowa School for the Deaf girls' dormitory houses students year-round, and the building also includes the Health Center and Audiology departments. The southern half of the building, which includes three stories, was built in 1961. The northern half of the building, which includes four stories, was built in 1971.

Currently, the heating, ventilation, and air conditioning (HVAC) systems in the building have reached the end of their useful life, and the sleeping areas for the students are not currently air conditioned. Updates to the HVAC system also require simultaneous updates to the electrical system, including new lighting and electrical power. Updates to the fire detection system will be made to adequately notify deaf and blind students as well as faculty, staff, and members of the public, of hazardous events. Lastly, the exterior walls of the building have water and air infiltration, and water is seeping through the concrete foundation walls. Updates to the exterior of the building would waterproof the foundation and tuckpoint the exterior walls.

Funding

This project was appropriated \$5.7 million from the Rebuild Iowa Infrastructure Fund (RIIF) in FY 2024. This appropriation represents the full cost of the project.

Related Statutes and Administrative Rules

Iowa Code chapter [270](#)

Budget Unit Number

282067L0017

Doc ID 1446099

More Information

Iowa School for the Deaf: iowaschoolforthe deaf.org

LSA Staff Contact: Maria Wagenhofer (515.281.5270) maria.wagenhofer@legis.iowa.gov

BUDGET UNIT BRIEF – FY 2025

Fiscal Services Division

July 1, 2024



Ground Floor, State Capitol Building

Des Moines, Iowa 50319

515.281.3566

ISU — College of Veterinary Medicine — RIIF

Purpose and History

This appropriation will support the construction of a new Veterinary Diagnostic Laboratory (VDL) at Iowa State University (ISU). The ISU VDL is the State of Iowa’s official veterinary diagnostic lab and is the only fully accredited and full-service veterinary diagnostic laboratory in Iowa. This facility is a division in the Department of Veterinary Diagnostic and Production Animal Medicine at the College of Veterinary Medicine. The VDL expended over \$25,200,000 on operations in FY 2017 and is funded through a General Fund appropriation, salary support from ISU, United States Department of Agriculture funds, and fees from payment for services.

Funding

Initially, the General Assembly has appropriated a total of \$63.5 million from FY 2019 through FY 2024. Since then the General Assembly has made the following changes to appropriations.

	2018	2019	2020	2021	2022	
	Infrastructure Act	Infrastructure Act	Infrastructure Act	Infrastructure Act	Infrastructure Act	
FY 2019	\$ 1,000,000	\$ -	\$ 0	\$ -	\$ -	\$ 1,000,000
FY 2020	12,500,000	-	0	-	-	12,500,000
FY 2021	12,500,000	-	-3,600,000	-	-	8,900,000
FY 2022	12,500,000	-	0	-	-	12,500,000
FY 2023	12,500,000	-	0	-	16,100,000	28,600,000
FY 2024	12,500,000	-	3,600,000	-	-16,100,000	-
Total	\$ 63,500,000	\$ -	\$ -	\$ -	\$ -	\$ 63,500,000

Budget Unit Number

616044L0017

1443744

More Information

LSA Staff Contact: Maria Wagenhofer (515.281.5270) maria.wagenhofer@legis.iowa.gov

BUDGET UNIT BRIEF – FY 2025

Fiscal Services Division

July 1, 2024



Ground Floor, State Capitol Building

Des Moines, Iowa 50319

515.281.3566

ISU — Student Innovation Center — RIIF

Purpose

These appropriations will fund the construction of the Student Innovation Center at Iowa State University (ISU). The 175,000-square-foot facility will be located on the ISU central campus and will provide a student-focused hub for experimental learning, entrepreneurship, and innovation. The facility will also include a designated student entrepreneurial space focused on startup companies. The building will serve as a multidisciplinary hub for student collaboration. The building will house an auditorium, classrooms, meeting rooms, fabrication areas, staff offices, and a café.

Funding

Funding for the Student Innovation Center was initially appropriated from the Rebuild Iowa Infrastructure Fund (RIIF) in the 2015 Legislative Session. However, the General Assembly has changed these appropriations several times. Appropriations for the Center and subsequent changes are below.

Student Innovation Center, 2015 Enacted Appropriations and Supplemental Changes

	2015	2016	2017	2018	2019	2020	2021	Current
	Infrastructure Act	Infrastructure Act	Infrastructure Act	Infrastructure Act	Infrastructure Act	Infrastructure Act	Infrastructure Act	Appropriations
FY 2017	\$ 1,000,000	\$ -	\$ -	\$ -	\$ -	\$ -	\$ -	\$ 1,000,000
FY 2018	9,000,000	-	-3,000,000	-	-	-	-	6,000,000
FY 2019	10,000,000	-	-	-4,000,000	-	-	-	6,000,000
FY 2020	10,000,000	-	-	-	-3,000,000	-	-	7,000,000
FY 2021	10,000,000	-	-	-	-	-3,375,000	-	6,625,000
FY 2022	-	-	3,000,000	4,000,000	3,000,000	3,375,000	-2,000,000	11,375,000
FY 2023	-	-	-	-	-	-	2,000,000	2,000,000
Total	\$ 40,000,000	\$ -	\$ -	\$ -	\$ -	\$ -	\$ -	\$ 40,000,000

Related Statutes and Administrative Rules

Iowa Code chapter [262](#)

Budget Unit Number

616040L0017

1443986

More Information

Board of Regents: www.iowaregents.edu
LSA Staff Contact: Maria Wagenhofer (515.281.5270) maria.wagenhofer@legis.iowa.gov

BUDGET UNIT BRIEF – FY 2025

Fiscal Services Division

July 1, 2024



Ground Floor, State Capitol Building

Des Moines, Iowa 50319

515.281.3566

ISU — Vet Diagnostic Lab Addition — RIIF

Purpose

This appropriation will support phase two of the Veterinary Diagnostic Laboratory (VDL) at Iowa State University (ISU), which will accommodate all remaining programs under one roof, including laboratory testing, research space, and support functions. [Phase one](#) of the VDL is expected to be completed in fall 2023 and will house case receiving, initial assessment, and sample processing functions. Total project costs for phase one were \$75.0 million, of which \$63.5 million was appropriated from the Rebuild Iowa Infrastructure Fund (RIIF) between FY 2019 and FY 2023.

The ISU VDL is the State of Iowa's official veterinary diagnostic lab and is the only fully accredited and full-service veterinary diagnostic laboratory in Iowa. This facility is a division in the Department of Veterinary Diagnostic and Production Animal Medicine at the College of Veterinary Medicine.

Funding

The General Assembly appropriated \$18.0 million for phase two in FY 2024 from the RIIF. Total costs for phase two of the laboratory are expected to be \$66.5 million, of which \$4.0 million is expected to be funded through ISU and donors and \$40.0 million will be provided through federal American Rescue Plan Act funds.

Budget Unit Number

616011L0017

1443996

More Information

Iowa State University Veterinary Diagnostic Laboratory: vetmed.iastate.edu/vdl
LSA Staff Contact: Maria Wagenhofer (515.281.5270) maria.wagenhofer@legis.iowa.gov

BUDGET UNIT BRIEF – FY 2025

Fiscal Services Division

July 1, 2024



Ground Floor, State Capitol Building

Des Moines, Iowa 50319

515.281.3566

JFHQ Chiller Replacement — RIIF

Purpose

This appropriation to the Department of Public Defense is for the replacement of the Joint Force Headquarters (JFHQ) heating, ventilation, and air conditioning (HVAC) system in the lower level at the Iowa National Guard.

Funding

The General Assembly appropriated \$2.4 million for this purpose in FY 2024 from the Rebuild Iowa Infrastructure Fund.

Related Statutes and Administrative Rules

Iowa Code chapter [29](#)

Budget Unit Number

584055D0017

1443993

More Information

Iowa National Guard: iowanationalguard.com

LSA Staff Contact: Maria Wagenhofer (515.281.5270) maria.wagenhofer@legis.iowa.gov

BUDGET UNIT BRIEF – FY 2025

Fiscal Services Division

July 1, 2024



Ground Floor, State Capitol Building

Des Moines, Iowa 50319

515.281.3566

Judicial Branch Furnishings — RIF

Purpose

This funding will be used to support renovations, furniture, and other equipment throughout all judicial districts.

Funding — Other Sources of Revenue

This funding was appropriated from the Rebuild Iowa Infrastructure Fund (RIIF).

Related Statutes and Administrative Rules

Iowa Code chapter [602](#)

Budget Unit Number

44603B20017

1443957

More Information

Iowa Judicial Branch: www.iowacourts.gov
LSA Staff Contact: Maria Wagenhofer (515.281.5270) maria.wagenhofer@legis.iowa.gov

BUDGET UNIT BRIEF – FY 2025

Fiscal Services Division

July 1, 2024



Ground Floor, State Capitol Building

Des Moines, Iowa 50319

515.281.3566

Judicial Building Improvements — RIIF

Purpose

This funding will be used to replace or repair a number of components in the Judicial Branch building including new front doors, an access card system, carpeting, three boilers, and new HVAC controls.

Funding

The General Assembly appropriated \$400,000 from the Rebuild Iowa Infrastructure Fund to the Judicial Branch in FY 2021.

Related Statutes and Administrative Rules

Iowa Code chapter 602

Budget Unit Number

446031B0017

1443749

More Information

Iowa Judicial Branch: iowacourts.gov
LSA Staff Contact: Maria Wagenhofer (515.281.5270) maria.wagenhofer@legis.iowa.gov

BUDGET UNIT BRIEF – FY 2025

Fiscal Services Division

July 1, 2024



Ground Floor, State Capitol Building

Des Moines, Iowa 50319

515.281.3566

Junior Olympics — RIIF

Purpose and History

This appropriation supports the hosting of Junior Olympics in the greater Des Moines area. Des Moines last hosted the Junior Olympics in 2018.

Funding

The General Assembly appropriated \$150,000 in estimated FY 2023 and \$250,000 in FY 2019 from the Rebuild Iowa Infrastructure Fund (RIIF) to support this event. Previously, \$250,000 was appropriated from the General Fund in FY 2013 to support the event.

Budget Unit Number

2690E050017

1443978

More Information

Junior Olympics: www.aaujrogames.org/Home.aspx
LSA Staff Contact: Maria Wagenhofer (515.281.5270) maria.wagenhofer@legis.iowa.gov

BUDGET UNIT BRIEF – FY 2025

Fiscal Services Division

July 1, 2024



Ground Floor, State Capitol Building

Des Moines, Iowa 50319

515.281.3566

Lake Restoration and Water Quality Program — RIIF

Purpose

In 2006, the General Assembly established and codified the Lake Restoration Program in Iowa Code section [456A.33B](#). The statute requires the Department of Natural Resources (DNR) to use a science-based approach to achieve lake water quality improvement. In addition, the DNR is required to provide a Lake Restoration Plan and Report annually to the Transportation, Infrastructure, and Capitals Appropriations Subcommittee and to the Legislative Services Agency. The statute also specifies the requirements for the projects in the Program to improve and restore lakes and water quality around the State.

History

Lake restoration, specifically dredging, has taken place in Iowa lakes for more than 50 years. In 1915, the General Assembly enacted legislation requiring the State Highway Commission (predecessor to the Department of Transportation) to study lakes and lake beds in the State and to determine the lakes that should be preserved, drained, or drained and the land sold. The State Highway Commission coordinated with other departments and universities and made surveys of 24 lakes, including more than 63,000 acres of topography, in order to prepare the report. The Commission's findings included recommendations for legislative action, including the adoption of a general policy for lake preservation and improvement.

In 1980 and 1992, through funding provided by grants from the United States Environmental Protection Agency, the DNR worked with Iowa State University (ISU) to conduct studies in response to the federal requirement that each state make a survey of public lakes and develop a priority ranking of the lakes for restoration. Utilizing this information, additional studies by the DNR and ISU in 2004 and 2005 were completed to establish the current science-based lake restoration prioritization system that was established in statute in 2006. The DNR developed the current Lake Restoration and Water Quality Program and modeled it after the federal Clean Lakes Program that was established in the 1970s.

Prior to 2006, four lake restoration projects were completed at Lake Ahquabi, Little Wall Lake, Swan Lake, and Union Grove Lake. The General Assembly provided appropriations to the DNR for lake dredging for several years. During FY 1999 to FY 2006, the funding ranged from \$350,000 to \$4.2 million, totaling approximately \$12.9 million. Funding was typically appropriated from the Environment First Fund or the Rebuild Iowa Infrastructure Fund (RIIF). The funding was provided for the DNR to use in accordance with the Department's "A Classification of Iowa's Lakes for Restoration" report.

More Information

Iowa DNR Lake Restoration Program and Water Quality Improvement:

iowadnr.gov/Environment/WaterQuality/LakeRestoration.aspx

Map of the Lake Projects: iowadnr.gov/Portals/idnr/uploads/water/lakerestoration/lr_files/LakesMap.pdf

LSA Staff Contact: Maria Wagenhofer (515.281.5270) maria.wagenhofer@legis.iowa.gov

Current Program

The six statutory goals that the projects must be designed to achieve are:

- Ensure a cost-effective, positive return on investment for the citizens of Iowa.
- Ensure local community commitment to lake and watershed protection.
- Ensure significant improvement in the water clarity, safety, and quality of Iowa lakes.
- Provide for a sustainable, healthy, and functioning lake system.
- Result in the removal of the lake from the impaired waters list.
- When restored, the lake will contribute to the Department's fish and wildlife conservation plans.

In addition, science-based criteria for how the DNR approaches the projects were added, in addition to water quality targets including clarity, biota, sustainability, and safety. Lakes must meet depth criteria and support a diverse, balanced, and sustainable aquatic community. Water quality benefits must be sustained for at least 50 years, and beaches and water used for recreational use must meet water quality standards. Also, biologic controls must be used to the maximum extent possible, and any dredging must meet depth criteria. Any delivery of phosphorus and sediment from the watershed must be controlled and in place before lake restoration begins.

The 2006 legislation put the initial focus on 35 significant public lake projects. In 2016, legislation required the DNR to maintain a list of up to 5 public shallow lakes or wetlands in addition to the list of 35 significant public lakes. Each year, the DNR provides the Lake Restoration Report and Plan to the General Assembly and includes the status of existing projects as well as recommendations for future projects with anticipated funding. The DNR lake restoration [map](#) provides the location of all lake projects.

Funding

Since FY 2007, funding levels have varied and funding has typically been provided from the RIIF. Since FY 2015, the DNR has received an appropriation of \$9.6 million each year from the RIIF, with the exception of one year. In FY 2021, the DNR received an appropriation of \$8.6 million.

In addition to State funding, projects have received funding from local groups such as conservation boards and city or county governments. In addition, the DNR has partnered on occasion with the U.S. Army Corps of Engineers. Also, private funds may be provided toward a particular project through community fundraising efforts. Iowa Code section 456A.33B requires the DNR to meet with representatives of the communities to develop a joint lake restoration action plan.

Related Statutes and Administrative Rules

Iowa Code section [456A.33B](#)

Iowa Administrative Code [571—31](#)

Budget Unit Number

543039H0017

1443754

BUDGET UNIT BRIEF – FY 2025

Fiscal Services Division

July 1, 2024



Ground Floor, State Capitol Building

Des Moines, Iowa 50319

515.281.3566

Lucas Building Switch Room HVAC — RIIF

Purpose

This appropriation to the Iowa Communications Network (ICN) is to fund the replacement of the failing heating, ventilation, and air conditioning (HVAC) system in the Lucas Building switch room. This switch room is the primary demarcation point for telecommunications services on the Capitol Complex.

The ICN, under the Iowa Telecommunications and Technology Commission (ITTC), provides telecommunications services to its authorized users, including high-speed flexible broadband Internet, data, voice (phone), security, and consulting services. Authorized users include K-12 schools, higher education, hospitals, health clinics, National Guard armories, libraries, and State and federal government.

Funding

The ICN received \$578,000 for this project from the Rebuild Iowa Infrastructure Fund (RIIF) in FY 2024.

Related Statutes and Administrative Rules

Iowa Code chapter [8C](#)

Budget Unit Number

336015T0017

1443999

More Information

Iowa Communications Network: icn.iowa.gov
LSA Staff Contact: Maria Wagenhofer (515.281.5270) maria.wagenhofer@legis.iowa.gov

BUDGET UNIT BRIEF – FY 2025

Fiscal Services Division

July 1, 2024



Ground Floor, State Capitol Building

Des Moines, Iowa 50319

515.281.3566

Department of Administrative Services Major Maintenance — RIF

Purpose and History

Major maintenance funds are used to correct deficiencies in State buildings and make a wide range of repairs. Major maintenance is defined as “expenditures made beyond the regular, normal upkeep of physical properties for the repair or replacement of failed or failing building components as necessary to return a facility to its currently intended use, to prevent further damage, or to make it compliant with changes in laws, regulations, codes, or standards.” The Department of Administrative Services (DAS) oversees major maintenance projects in its Vertical Infrastructure Program. Examples of major maintenance projects include roof replacement; upgrades or replacements of boilers, heating, ventilation, and air conditioning systems, water systems, or electrical systems; tuck-pointing and exterior repairs; and projects necessary to comply with the Americans with Disabilities Act (ADA).

Project priorities are ranked in the following order:

- Threats to health, life, and safety and emergency repairs.
- Nonemergency repairs to prevent building deterioration.
- Upgrades to increase accessibility and compliance in accordance with the ADA.
- Scheduled maintenance to prolong equipment life.
- Projects to increase operational or energy efficiency.
- Building demolition for unused buildings.

Major maintenance needs have exceeded available funding for a number of years. The list includes requests from the following agencies:

- Department of Administrative Services (manages Capitol Complex facilities excluding the Judicial Building and legislative buildings)
- Department of Corrections
- Department of Human Services
- Department of Education
- Iowa Veterans Home
- Terrace Hill
- Iowa Workforce Development
- Department of Public Safety

More Information

DAS Major Maintenance: das.iowa.gov/general-services/design-and-construction-resource/infrastructure-program

LSA Staff Contact: Maria Wagenhofer (515.281.5270) maria.wagenhofer@legis.iowa.gov

State Funding

Most recently, the General Assembly appropriated \$116.5 million from the Rebuild Iowa Infrastructure Fund (RIIF) for major maintenance over six fiscal years. The General Assembly made the following appropriations:

- FY 2019: \$24.5 million
- FY 2020: \$20.0 million
- FY 2021: \$12.0 million
- FY 2022: \$20.0 million
- FY 2023: \$20.0 million
- FY 2024: \$20.0 million

Funding is generally appropriated from the RIIF or other infrastructure-related funds, including the Restricted Capital Fund (RCF), the Revenue Bonds Capitals II (RBC2) Fund, the Revenue Bonds Capitals Fund, the Endowment for Iowa's Health Restricted Capitals (RC2) Fund, and the Vertical Infrastructure Fund.

Related Statutes and Administrative Rules

Iowa Code chapter [8A](#)

Budget Unit Number

3350R520017

1443760

BUDGET UNIT BRIEF – FY 2025

Fiscal Services Division

July 1, 2024



Ground Floor, State Capitol Building

Des Moines, Iowa 50319

515.281.3566

Major Projects — RIIF

Purpose

This appropriation is intended to provide for major renovation projects for facilities occupied by the Department of Health and Human Services (HHS).

In FY 2024, the Legislature appropriated \$5.6 million for a portion of the tunnel decentralization project at the HHS's Woodward Resource Center (WRC). The WRC is currently served by a central steam plant and utility distribution system that primarily consists of tunnels built in the 1960s. Issues with the current tunnel system include moderate to severe structural deterioration, multiple ongoing steam leaks, and tunnel water infiltration.

Funding

This funding is appropriated from the Rebuild Iowa Infrastructure Fund (RIIF).

Related Statutes and Administrative Rules

Iowa Code chapter [217](#)

Budget Unit Number

415014N0017

1443761

More Information

Iowa Department of Health and Human Services: hhs.iowa.gov
LSA Staff Contact: Maria Wagenhofer (515.281.5270) maria.wagenhofer@legis.iowa.gov

BUDGET UNIT BRIEF – FY 2025

Fiscal Services Division

July 1, 2024



Ground Floor, State Capitol Building

Des Moines, Iowa 50319

515.281.3566

Modernization of Readiness Centers — RIIF

Purpose and History

Appropriations for construction improvements and modernization efforts of readiness centers (armories) for the Iowa Army National Guard are provided in the infrastructure budget. The Iowa National Guard has 41 readiness centers around the State. Of the 41 readiness centers, 35 were constructed at least 25 years ago.

Readiness Center Projects

Funds are used for various improvements, including renovations to classrooms, training areas, and administrative offices; upgrades to heating, ventilation, and air conditioning (HVAC) systems; and upgrades for electrical systems and roofs, as well as improvements to kitchens, latrines, and other areas of the readiness centers.

State Funding

Since FY 2009, appropriations have been made from the Rebuild Iowa Infrastructure Fund (RIIF). Generally, the State appropriations act as a match to draw down federal funding.

Related Statutes and Administrative Rules

Iowa Code chapter [29A](#)

Budget Unit Number

584054D00171443775

Doc ID 1366927

More Information

U.S. Statutes at Large: H.R. 3222, Department of Defense Appropriation Act, Pub. L. No. 110-116, 121 Stat. 1295 (2007): [congress.gov/bill/110th-congress/house-bill/3222](https://www.congress.gov/bill/110th-congress/house-bill/3222)

Iowa National Guard: iowanationalguard.com

LSA Staff Contact: Maria Wagenhofer (515.281.5270) maria.wagenhofer@legis.iowa.gov

BUDGET UNIT BRIEF – FY 2025

Fiscal Services Division

July 1, 2024



Ground Floor, State Capitol Building

Des Moines, Iowa 50319

515.281.3566

Monument and Artwork Restoration — RIF

Purpose and History

This appropriation is for the purpose of maintaining monuments on the Capitol Complex. The funding shall be deposited into an account under Iowa Code section [8A.321](#)(14).

Funding

This is a new appropriation from the Rebuild Iowa Infrastructure Fund (RIIF) in FY 2023, but \$100,000 was allocated from major maintenance in FY 2017 for this purpose. Those funds required a match of \$2 raised for every \$1 appropriated.

Related Statutes and Administrative Rules

Iowa Code section [8A.321](#)

Budget Unit Number

3350Z120017

1443979

More Information

Capitol Planning Commission: www.das.iowa.gov/general-services/capitol-planning-commission
LSA Staff Contact: Maria Wagenhofer (515.281.5270) maria.wagenhofer@legis.iowa.gov

BUDGET UNIT BRIEF – FY 2025

Fiscal Services Division

July 1, 2024



Ground Floor, State Capitol Building

Des Moines, Iowa 50319

515.281.3566

MPCF Apprenticeship Building — RIIF

Purpose

This funding will be used for the construction of the Department of Corrections (DOC), Mount Pleasant Correctional Facility (MPCF) Apprenticeship Building. This building will house the apprenticeship programs in carpentry and welding for incarcerated individuals.

Funding

The General Assembly appropriated \$1.2 million from the Rebuild Iowa Infrastructure Fund in FY 2024 for this purpose. The DOC also received \$4.9 million in FY 2023 for capital projects, which included funding for this project.

Related Statutes and Administrative Rules

Iowa Code chapter [904](#)

Budget Unit Number

255043A0017

Doc ID 1446094

More Information

Iowa Department of Corrections: doc.iowa.gov

LSA Staff Contact: Maria Wagenhofer (515.281.5270) maria.wagenhofer@legis.iowa.gov

BUDGET UNIT BRIEF – FY 2025

Fiscal Services Division

July 1, 2024



Ground Floor, State Capitol Building

Des Moines, Iowa 50319

515.281.3566

Newborn Safety Box — RIIF

Purpose

This funding is intended to be used by the Department of Health and Human Services for a one-time grant for the installation of a newborn safety device at a location authorized by Iowa Code chapter [233](#).

Funding

The General Assembly appropriated \$15,000 from the Rebuild Iowa Infrastructure Fund (RIIF) in FY 2024 for this purpose.

Related Statutes and Administrative Rules

Iowa Code chapter [233](#)

Budget Unit Number

4130N550017

Doc ID 1446102

More Information

Department of Health and Human Services Safe Haven: hhs.iowa.gov/safe-haven
LSA Staff Contact: Maria Wagenhofer (515.281.5270) maria.wagenhofer@legis.iowa.gov

BUDGET UNIT BRIEF – FY 2025

Fiscal Services Division

July 1, 2024



Ground Floor, State Capitol Building

Des Moines, Iowa 50319

515.281.3566

Office Space Improvements — RIIF

Purpose

This appropriation to the Ethics and Campaign Disclosure Board funds various office space improvements, including carpet and tile, paint, potential asbestos removal, a new wall for office enclosures, and the addition of a door and a card reader.

Funding

The General Assembly appropriated \$66,000 from the Rebuild Iowa Infrastructure Fund (RIIF) in FY 2024 for this purpose.

Related Statutes and Administrative Rules

Iowa Code chapters [68A](#) and [68B](#)

Iowa Administrative Code [351](#)

Budget Unit Number

140021P0017

1443990

More Information

Iowa Ethics and Campaign Disclosure Board: ethics.iowa.gov
LSA Staff Contact: Maria Wagenhofer (515.281.5270) maria.wagenhofer@legis.iowa.gov

BUDGET UNIT BRIEF – FY 2025

Fiscal Services Division

July 1, 2024



Ground Floor, State Capitol Building

Des Moines, Iowa 50319

515.281.3566

On-Stream Impoundment Fund — RIIF

Purpose

This appropriation is to the On-Stream Impoundment Restoration Fund. This Fund was established in the 2019 Legislative Session to provide for water quality improvements for waterbodies owned by the public or organizations under Iowa Code chapter [357E](#) (Recreational Lake and Water Quality Districts).

Funding

This appropriation is funded from the Rebuild Iowa Infrastructure Fund (RIIF).

Related Statutes and Administrative Rules

Iowa Code chapter [357E](#)

Iowa Code section [456A.33C](#)

Budget Unit Number

5420H440017

1443794

More Information

Iowa Department of Natural Resources: www.iowadnr.gov/
LSA Staff Contact: Maria Wagenhofer (515.281.5270) maria.wagenhofer@legis.iowa.gov

BUDGET UNIT BRIEF – FY 2025

Fiscal Services Division

July 1, 2024



Ground Floor, State Capitol Building

Des Moines, Iowa 50319

515.281.3566

Prison Body Scanners — RIIF

Purpose

This funding will be used for prison body scanners at the Department of Corrections' Fort Madison, Oakdale, Mount Pleasant, Mitchellville, and Fort Dodge institutions.

Funding

This funding was appropriated from the Rebuild Iowa Infrastructure Fund and is exempt from the vertical infrastructure requirement in Iowa Code section [8.57](#)(5)(c).

Related Statutes and Administrative Rules

Iowa Code chapter [904](#)

Budget Unit Number

255042A0017

Doc ID 1446095

More Information

Iowa Department of Corrections: doc.iowa.gov

LSA Staff Contact: Maria Wagenhofer (515.281.5270) maria.wagenhofer@legis.iowa.gov

BUDGET UNIT BRIEF – FY 2025

Fiscal Services Division

July 1, 2024



Ground Floor, State Capitol Building

Des Moines, Iowa 50319

515.281.3566

Public Safety Equipment Fund — RIIF

Purpose and History

The Public Safety Equipment Fund was created in [HF 708](#) (Public Safety Equipment Fund Act) during the 2021 Legislative Session and codified in Iowa Code section [80.48](#). Moneys in the Fund may be used for the purchase, maintenance, replacement, installation, and licensing costs of equipment used by the Department of Public Safety (DPS). Moneys remaining in the Fund do not revert at the close of the fiscal year.

The DPS is required to submit an annual Public Safety Equipment Fund report to the co-chairpersons and ranking members of the Justice System Appropriations Subcommittee and to the Legislative Services Agency (LSA) on or before December 31 of each year. The report is required to contain a list of all expenditures from the Fund in the previous fiscal year, the amount carried forward from the previous fiscal year with a plan of how those moneys will be spent, the amount the DPS intends to carry forward to the next fiscal year with a plan of how those moneys will be spent, and a list of all deposits into the Fund from the previous fiscal year.

Funding

The Public Safety Equipment Fund has received annual appropriations from the General Fund and from the Rebuild Iowa Infrastructure Fund (RIIF).

Related Statutes and Administrative Rule

Iowa Code section [80.48](#)

Budget Unit Number

5950R970017

1443938

More Information

Department of Public Safety: dps.iowa.gov
LSA Staff Contact: Maria Wagenhofer (515.281.5270) maria.wagenhofer@legis.iowa.gov

BUDGET UNIT BRIEF – FY 2025

Fiscal Services Division

July 1, 2024



Ground Floor, State Capitol Building

Des Moines, Iowa 50319

515.281.3566

Public Transit Infrastructure Grant Program

Purpose and History

Appropriations are made from the infrastructure budget for the Public Transit Infrastructure Grant Program, managed by the Department of Transportation (DOT). Appropriated funds support infrastructure improvements at Iowa transit agencies.

In 2006, the General Assembly created the Public Transit Infrastructure Grant Fund to assist public transit agencies with facility needs. At the time, State public transit assistance funds authorized under Iowa Code section 324A.6 and federal funds provided for vehicle replacement and operating costs, but the transit agencies did not have a resource for infrastructure funding. House File 2782 (FY 2007 Infrastructure Appropriations Act) added the Public Transit Infrastructure Grant Fund in Iowa Code section 324A.6A and provided the initial appropriation from the infrastructure budget.

Public Transit Infrastructure Grants and Projects

Applications for grants from the Public Transit Infrastructure Grant Program are submitted by the transit agencies to the DOT Office of Public Transit and approved by the Transportation Commission. State matching funds may provide up to 80.0% of the cost of the project, and the local agency must fund the remaining 20.0% in cash or value of real property. Regional and urban public transit systems, as defined in Iowa Code section 324A.1, are eligible to apply for funding. There are 35 public transit systems in Iowa that may apply for funding through the Program.

Projects and eligible expenses funded through the Program include construction, expansion, and renovation of various types of facilities, or relocation of facilities if necessary to correct safety or design violations. Projects have included improvements and construction for bus storage buildings, administrative buildings, and maintenance facilities, as well as reconstruction of steam-cleaning areas and improvements to wash bays. Projects in the Program must meet the definition of vertical infrastructure in Iowa Code section 8.57(5).

State Funding

This appropriation is typically funded from the Rebuild Iowa Infrastructure Fund (RIIF). However, appropriations have also been made from the Endowment for Iowa's Health Restricted Capitals Fund (RC2), the Revenue Bonds Capitals Fund (RBC), and the Revenue Bonds Capitals II Fund (RBC2).

Related Statutes and Administrative Rules

Iowa Code sections [8.57\(5\)](#) and [324A.6A](#)

Iowa Administrative Code [761—924](#)

Budget Unit Number

645002S0017

1443810

More Information

Office of Public Transit — Department of Transportation: www.iowadot.gov/transit
LSA Staff Contact: Maria Wagenhofer (515.281.5270) maria.wagenhofer@legis.iowa.gov

www.legis.iowa.gov

BUDGET UNIT BRIEF – FY 2025

Fiscal Services Division

July 1, 2024



Ground Floor, State Capitol Building

Des Moines, Iowa 50319

515.281.3566

Railroad Revolving Loan and Grant Program — RIIF

Background

The Railroad Revolving Loan and Grant (RRLG) Program, under the purview of the Department of Transportation (DOT), is intended to improve rail facilities so as to spur economic development and job growth, provide assistance to railroads, and maintain and improve the rail system. During the 2005 Legislative Session, the 81st General Assembly enacted HF [875](#) (FY 2006 Infrastructure Appropriations Act), which effectively combined three rail assistance and rail economic development programs to create the RRLG Fund and its corresponding Program.

Purpose

The RRLG Program provides financial assistance to rail economic development projects, which may include restoration, conservation, improvement, and construction of railroad main lines, branch lines, switching yards, sidings, rail connections, intermodal yards, highway grade separations, and other railroad-related improvements. As of 2012, funding from the RRLG Program may also be used for rail port planning and development studies. Projects funded through the RRLG Program have typically been to construct or improve industrial spur lines and provide other rail improvements for ethanol and biodiesel plants and other industrial parks throughout the State.

To qualify for funding, projects must be within one of three categories: targeted job creation with immediate and direct job opportunities, rail network improvements for existing rail lines and service, or rail port planning and development studies. Industries, railroads, local governments, and economic development agencies are eligible to apply for loans or grants. Applications are made to the DOT Office of Rail Transportation and approved by the Transportation Commission, although the General Assembly has previously made specific project allocations. For targeted job creation projects, the applicant is required to provide a 20.0% match for loans and a 50.0% match for grants. For rail network improvement projects, no direct job creation is required as the projects support existing rail lines, but only loans are available to the applicant.

State Funding History

Prior to FY 2006, funding for rail assistance was provided from the General Fund. After the creation of the RRLG Program, the funding source became primarily the Rebuild Iowa Infrastructure Fund (RIIF). Funding levels have varied. Funds available in the RRLG Program during a fiscal year may exceed the amount appropriated due to loan repayments. Additionally, funds appropriated do not revert, but remain available for use in the RRLG Program indefinitely.

More Information

Railroad Revolving Loan and Grant Program: iowadot.gov/iowarail/financial-assistance/rrlqp
LSA Staff Contact: Maria Wagenhofer (515.281.5270) maria.wagenhofer@legis.iowa.gov

Related Statutes and Administrative Rules

Iowa Code section [327H.20A](#)
2005 Iowa Acts, [House File 875](#)
Iowa Administrative Code [761—822](#)

Budget Unit Number

645039S0017

1443811

BUDGET UNIT BRIEF – FY 2025

Fiscal Services Division

July 1, 2024



Ground Floor, State Capitol Building

Des Moines, Iowa 50319

515.281.3566

Board of Regents Tuition Replacement — RIIF

Purpose and History

During the 1969 Legislative Session, the 63rd General Assembly enacted [SF 537](#) (Regents Long-Range Building Plan), now codified in Iowa Code chapter [262A](#), authorizing the sale of revenue bonds for capital projects related to academic and administrative buildings and facilities at the State universities. The first academic revenue bonds were issued in 1970, and provided the primary source of funds for construction of academic facilities at the universities for several decades.

The academic revenue bonds issued by the Board of Regents are secured by student tuition and fees and are considered to be independent and not part of State obligations. However, the State provides an annual appropriation to the Board of Regents to pay most of the debt service on the academic revenue bonds. The appropriation is not mandatory by statute, but the Board of Regents has previously indicated that without an appropriation, an aggregate increase in tuition across the universities will be required to pay the debt service, thus the name “tuition replacement” appropriation. The General Assembly provides this appropriation to keep tuition costs lower for students. The tuition replacement appropriation provides most of the annual debt service, but a portion of the debt service is paid from reserve fund interest.

Recent Bond Authorizations

Recent authorizations for the Board of Regents to issue academic revenue bonds for construction, reconstruction, and renovation of facilities at the three State universities were enacted during the 2004, 2007, and 2009 Legislative Sessions. The total amounts of net proceeds authorized were \$120.0 million, \$131.4 million, and \$115.0 million, respectively. Typically, the Board of Regents issues the bonds in \$25.0 million increments, rather than the entire authorization amount all at once.

Funding

Until FY 2002, the tuition replacement appropriation was made solely from the General Fund. After FY 2002, funding of the appropriation was divided between the General Fund and infrastructure-related funds, such as the Rebuild Iowa Infrastructure Fund (RIIF) and the Restricted Capital Fund. For FY 2007 and FY 2008, funding for the tuition replacement appropriation was divided between the General Fund and the RIIF. Beginning in FY 2009, the entire appropriation was made from the RIIF. The exception to this is FY 2018, in which appropriations were made from both the RIIF and the State Bond Repayment Fund. The level of funding remained the same for several years, but beginning in FY 2013 the amount increased due to the additional academic revenue bonds authorized by 2009 Iowa Acts, chapter [101](#) (University of Iowa Flood Repair – Bonding).

In prior years, the tuition replacement appropriation included “notwithstanding” language, because it did not meet the definition of vertical infrastructure in Iowa Code section [8.57](#).

More Information

Board of Regents: iowaregents.edu

LSA Staff Contact: Maria Wagenhofer (515.281.5270) maria.wagenhofer@legis.iowa.gov

In 2011 Iowa Acts, chapter [133](#) (FY 2012 Infrastructure Appropriations Act), the definition of “vertical infrastructure” was expanded beginning in 2012 to include the debt service for academic revenue bonds. Academic revenue bonds are issued and used for capital projects that meet the definition of “vertical infrastructure.”

Projects Funded with Academic Revenue Bonds

Projects authorized in the 2004, 2007, and 2009 legislation provided for all or part of several capital projects at the universities. The following are some of the projects designated in the legislation:

Iowa State University (ISU)

- College of Veterinary Medicine — Diagnostic Laboratory and Small Animal Teaching Hospital
- Departments of Electrical and Computer Engineering — Coover Hall renovation and building addition
- Department of Chemistry — new chemistry building (Hach Hall)
- Fire safety and deferred maintenance projects

University of Iowa (UI)

- Department of Chemistry — chemistry building renovation
- Department of Art — 2005 renovation of existing art building and development of new art facility
- College of Public Health — academic building
- Department of Psychology — old music building renovation (now Stuit Hall)
- Pentacrest — HVAC renewal modernization
- Flood recovery — repair and restoration of facilities and buildings damaged during flooding in June 2008, including Hancher Auditorium, Art Building, Memorial Union, Theatre Building, and other facilities
- Fire safety and deferred maintenance projects

University of Northern Iowa (UNI)

- Russell Hall renovation
- Science buildings renovation (Physics Building, Greenhouse, McCollum Science Hall)
- Electrical distribution loop system
- Sabin Hall renovation
- Fire safety and deferred maintenance projects

Related Statutes and Administrative Rules

Iowa Code chapter [262A](#)

Budget Unit Number

6150L020017

1443815

BUDGET UNIT BRIEF – FY 2025

Fiscal Services Division

July 1, 2024



Ground Floor, State Capitol Building

Des Moines, Iowa 50319

515.281.3566

Regional Sports Authorities

Purpose and History

The appropriation for Regional Sports Authorities funds promotion of youth sports, high school athletics, the Special Olympics, and other nonprofessional sporting events. The funds are used for marketing and other promotional efforts to attract youth sports, high school athletics, or other sporting events to Iowa communities. In addition, the funds are used for venue rental, facility conversion, equipment rental, timing systems, field preparation, and other expenses related to hosting various sporting events.

2007 Iowa Acts, chapter [219](#) (FY 2008 Infrastructure Appropriations Act), created the statutory authority for Regional Sports Authority districts. The legislation authorized the establishment of up to 10 districts and provided a process for the Iowa Economic Development Authority (IEDA) to certify the districts annually. Funding is awarded to Convention and Visitors Bureaus (CVBs) for the applicant areas. A CVB applicant may apply for certification of a Regional Sports Authority district that includes more than one city and more than one CVB within the district area.

2012 Iowa Acts, chapter [1018](#) (Economic Development Policy Changes Act), amended the statute to require the IEDA to certify the districts on a competitive basis if more than 10 applications are received in any certification year. In addition, the revised statute requires the IEDA to consider the economic impact to the State of the activities proposed in the application, the geographic diversity of the districts applying, and any other factors the IEDA deems relevant.

Districts and Events

Some examples of the events that are promoted and brought to Iowa through the Regional Sports Authorities include: the Iowa Special Olympic Winter Games, Amateur Athletic Union (AAU) Junior Olympics, National Association of Intercollegiate Athletics (NAIA) Division II Women's Basketball National Championship, National Collegiate Athletic Association (NCAA) Division II Super Regional Wrestling Tournament, Iowa Summer Games Sports Festival, NCAA Division I Wrestling Championships, RAGBRAI XL 40th Anniversary Celebration, Mid States Fall Horse Show, Mississippi River High School Rodeo, and Iowa Girls' High School Athletic Union State Volleyball Tournament.

State Funding

Initial funding was provided from the Rebuild Iowa Infrastructure Fund (RIIF) in FY 2008. Each certified district typically receives an equal share of the appropriation in a fiscal year.

Related Statutes and Administrative Rules

Iowa Code section [15E.321](#)

Iowa Administrative Code [261—38](#)

More Information

Tourism Office of the Iowa Economic Development Authority: www.traveliowa.com
Regional Sports Authority District Program: industrypartners.traveliowa.com/regional-sports-authority
LSA Staff Contact: Maria Wagenhofer (515.281.5270) maria.wagenhofer@legis.iowa.gov

Budget Unit Number

269067E0017

Doc ID 1443816

BUDGET UNIT BRIEF – FY 2025

Fiscal Services Division

July 1, 2024



Ground Floor, State Capitol Building

Des Moines, Iowa 50319

515.281.3566

Renewable Fuel Infrastructure Fund — RIF

Purpose

The Renewable Fuel Infrastructure Fund (RFIF) provides financial assistance to owners or operators of a retail motor fuel site or a biodiesel terminal who wish to convert their equipment to dispense and store renewable fuels.

Funding

In previous years, the RFIF received a \$3.0 million standing appropriation from the Statutory Allocations Fund, which consisted of a number of fees related to licensing, titles, and trailer registration. The Statutory Allocations Fund appropriation was ended in FY 2017.

This appropriation was first funded from the Rebuild Iowa Infrastructure Fund (RIIF) in FY 2018. Between FY 2018 and FY 2021, the annual appropriation from the RIIF was \$3.0 million. In FY 2022, a standing limited appropriation of \$5.0 million from the General Fund was created for this purpose. In FY 2023 and FY 2024, this standing appropriation from the General Fund was made inapplicable, and \$10.0 million was instead appropriated from the RIIF each year.

Related Statutes and Administrative Rules

Iowa Code section [159A.16](#)

Budget Unit Number

0090AH40017

1443818

More Information

Iowa Renewable Fuel Infrastructure Program: iowaagriculture.gov/IRFIP
LSA Staff Contact: Maria Wagenhofer (515.281.5270) maria.wagenhofer@legis.iowa.gov

BUDGET UNIT BRIEF – FY 2025

Fiscal Services Division

July 1, 2024



Ground Floor, State Capitol Building

Des Moines, Iowa 50319

515.281.3566

Renewable Fuels Infrastructure Fund Supplement — RIF

Purpose

The Renewable Fuel Infrastructure Fund (RFIF) provides financial assistance to owners or operators of a retail motor fuel site or a biodiesel terminal who wish to convert their equipment to dispense and store renewable fuels. This appropriation is intended to be a one-time additional appropriation to the RFIF to supplement the annual appropriation for the same purpose for a total of \$15.0 million appropriated to the RFIF in FY 2024.

Funding

In previous years, the RFIF received a \$3.0 million standing appropriation from the Statutory Allocations Fund, which consisted of a number of fees related to licensing, titles, and trailer registration. The Statutory Allocations Fund appropriation was ended in FY 2017.

This appropriation was first funded from the Rebuild Iowa Infrastructure Fund (RIIF) in FY 2018. Between FY 2018 and FY 2021, the annual appropriation from the RIIF was \$3.0 million. In FY 2022, a standing limited appropriation of \$5.0 million from the General Fund was created for this purpose. In FY 2023 and FY 2024, this standing appropriation from the General Fund was made inapplicable, and \$10.0 million was instead appropriated from the RIIF.

Related Statutes and Administrative Rules

Iowa Code section [159A.16](#)

Budget Unit Number

0090GC10017

Doc ID 1446093

More Information

Iowa Renewable Fuels Infrastructure Program: iowaagriculture.gov/IRFIP
LSA Staff Contact: Maria Wagenhofer (515.281.5270) maria.wagenhofer@legis.iowa.gov

BUDGET UNIT BRIEF – FY 2025

Fiscal Services Division

July 1, 2024



Ground Floor, State Capitol Building

Des Moines, Iowa 50319

515.281.3566

Routine Maintenance Fund — RIF

Purpose and History

This is a standing appropriation from the Rebuild Iowa Infrastructure Fund (RIIF) that was established by the 2018 General Assembly to fund routine maintenance projects for State buildings and facilities, excluding buildings and facilities under the control of the Board of Regents, Department of Transportation, Department of Natural Resources, and Department of Public Defense. Iowa Code section [8A.330](#) defines routine maintenance as the “regular upkeep of physical properties and recurring, preventative, and ongoing maintenance necessary to delay or prevent the failure of physical properties.” Examples of routine maintenance include but are not limited to the following:

- Painting
- Sealing
- Parking lot and sidewalk repairs
- Routine tuck-pointing
- Repairs to building components
- Upkeep of building alarm systems
- Pest control

Funding

This is a standing appropriation of \$2.0 million.

Related Statutes and Administrative Rules

Iowa Code section [8A.330](#)

Budget Unit Number

33508380017

1443823

More Information

Routine Maintenance: das.iowa.gov/state-employees/general-services/design-and-construction-resources/major-and-routine-maintenance

LSA Staff Contact: Maria Wagenhofer (515.281.5270) maria.wagenhofer@legis.iowa.gov

BUDGET UNIT BRIEF – FY 2025

Fiscal Services Division

July 1, 2024



Ground Floor, State Capitol Building

Des Moines, Iowa 50319

515.281.3566

Rural YMCA Grant Program — RIIF

Purpose

This appropriation funds facility infrastructure improvements at YMCA locations across the State. The General Assembly has appropriated funds for this purpose since FY 2017. Grants have been restricted to communities with an existing YMCA and a population of less than 28,000.

Funding

Appropriations for this purpose are from the Rebuild Iowa Infrastructure Fund (RIIF). In FY 2024, this appropriation was transferred from the Department of Cultural Affairs to the Iowa Economic Development Authority as a result of 2023 Iowa Acts, [SF 514](#) (State Government Alignment Act).

Budget Unit Number

2690F590017

Doc ID 1446092

More Information

LSA Staff Contact: Maria Wagenhofer (515.281.5270) maria.wagenhofer@legis.iowa.gov

BUDGET UNIT BRIEF – FY 2025

Fiscal Services Division

July 1, 2024



Ground Floor, State Capitol Building

Des Moines, Iowa 50319

515.281.3566

Sports Tourism Infrastructure Program Fund — RIIF

Purpose and History

This appropriation is to the Sports Tourism Infrastructure Program Fund, which was established in the 2022 Legislative Session. The Fund will provide financial assistance to cities, counties, and other public entities for assistance with infrastructure projects. Moneys in the Fund are exempt from reversion requirements, and interest earned may remain in the Fund. The Authority may not use more than 5.0% of the moneys in the fund for administrative costs, technical assistance, and other program support. The Program is under the Sports Tourism Program, which was established in the 2016 Legislative Session and amended to create two funds in the 2022 Legislative Session.

Funding — Other Sources of Revenue

Funding for this Fund is appropriated from the Rebuild Iowa Infrastructure Fund (RIIF).

Related Statutes and Administrative Rules

Iowa Code section [15F.401](#)

Budget Unit Number

2690F280017

1443980

More Information

Iowa Economic Development Authority: www.iowaeda.com
LSA Staff Contact: Maria Wagenhofer (515.281.5270) maria.wagenhofer@legis.iowa.gov

BUDGET UNIT BRIEF – FY 2025

Fiscal Services Division

July 1, 2024



Ground Floor, State Capitol Building

Des Moines, Iowa 50319

515.281.3566

State Capitol Maintenance Fund

Purpose and History

In 2018, [SF 2414](#) (Infrastructure Appropriations Act) established the State Capitol Maintenance Fund in Iowa Code section [2.12B](#). Moneys in the Fund are intended to be expended to maintain the Iowa State Capitol Building and the Ola Babcock Miller Building. The funding is under control of the Legislative Council. Resources in the Fund are not to revert at the end of the fiscal year.

Funding

The Fund first received a standing appropriation of \$500,000 from the Rebuild Iowa Infrastructure Fund beginning in FY 2019.

Related Statutes and Administrative Rules

Iowa Code section [2.12B](#)

Budget Unit Number

51008390017

1443838

More Information

Iowa General Assembly: www.legis.iowa.gov
LSA Staff Contact: Maria Wagenhofer (515.281.5270) maria.wagenhofer@legis.iowa.gov

BUDGET UNIT BRIEF – FY 2025

Fiscal Services Division

July 1, 2024



Ground Floor, State Capitol Building

Des Moines, Iowa 50319

515.281.3566

State Capitol Smaller Domes — RIF

Purpose and History

This appropriation is to the Iowa General Assembly to repair the four corner domes of the Iowa State Capitol Building. In 2019, an inspection found a number of issues including eroding bricks, holes, and warping in the steel structure; mortar joint deterioration; and other issues. These issues are primarily due to water infiltration and condensation. This project is intended to repair damage due to this deterioration, waterproof the domes, improve floor capacity, and improve access.

Funding

This appropriation is funded by the Rebuild Iowa Infrastructure Fund (RIIF).

Budget Unit Number

510003A0017

1443839

More Information

Iowa General Assembly: www.legis.iowa.gov
LSA Staff Contact: Maria Wagenhofer (515.281.5270) maria.wagenhofer@legis.iowa.gov

BUDGET UNIT BRIEF – FY 2025

Fiscal Services Division

July 1, 2024



Ground Floor, State Capitol Building

Des Moines, Iowa 50319

515.281.3566

State Housing Trust Fund

Purpose and Legislative History

The State Housing Trust Fund (SHTF) receives a standing appropriation from the Rebuild Iowa Infrastructure Fund (RIIF) that is managed by the Iowa Finance Authority (IFA). The statutory appropriation is reflected in the annual infrastructure budget, specifically in the balance sheet of the RIIF and budget tracking documents. The State Housing Trust Fund was created by the 2003 General Assembly to fund low-income housing. In 2008, the General Assembly created a \$3.0 million standing appropriation from the RIIF for this purpose.

Local Housing Trust Fund Program and Project-Based Housing Program

The SHTF funds low-income housing through two programs: the [Local Housing Trust Fund Program](#) and the [Project-Based Housing Program](#). The Local Housing Trust Fund Program receives at least 60.0% of the annual SHTF allocations to fund grants for organizations certified as Local Housing Trust Funds (LHTF). The remaining funds go to the Project-Based Housing Program to aid projects for affordable single-family and multifamily housing units ineligible for LHTF funding.

Applications for certification for new LHTFs are submitted to the IFA and approved by the IFA Board. Applications for funding are approved by the IFA Board each year. Per statute, to be certified as a LHTF, the LHTF must have a local governing board, a Housing Assistance Plan (HAP) approved by the IFA, a local match requirement approved by the IFA, and sufficient administrative capacity related to its housing programs. All LHTF dollars must benefit low-income households at or below 80.0% of the area median income, while at least 30.0% of the funds must be used to serve extremely low-income households at or below 30.0% of the area median income. Awards from the LHTF must be used for the development or preservation of affordable housing for eligible recipients.

For the Project-Based Housing Program, the Board makes decisions on an ongoing basis until all available moneys for the Program are expended. Eligible applicants for the Project-Based Housing Program include cities, counties, nonprofit housing organizations, for-profit housing development organizations, recognized neighborhood associations, homeless service providers, transitional housing providers, domestic violence shelters, councils of government, and economic development organizations. Program funding for the Project-Based Housing Program must not exceed 75.0% of the total project budget, excluding administrative and developer fee line items. For affordable housing projects benefiting extremely low-income recipients, Program funding may not exceed 90.0% of the total project budget, excluding administrative and developer fee line items.

Funding

More Information

State Housing Trust Fund: iowafinance.com/state-housing-trust-fund/
LSA Staff Contact: Maria Wagenhofer (515.281.5270) maria.wagenhofer@legis.iowa.gov

Initial funding for the SHTF began in 2004 from the RIIF. However, the SHTF was not consistently funded again until FY 2008 with the establishment of the current standing appropriation from the RIIF. With the exception of FY 2011, when funds were appropriated from the Revenue Bonds Capitals Fund, each appropriation was funded by the RIIF.

The SHTF also receives funding from the Real Estate Transfer Tax (RETT). The Fund receives 30.0% of RETT revenue up to \$7.0 million. This cap was raised from \$3.0 million to \$7.0 million beginning in FY 2022. The remainder of RETT funds are split between the General Fund (65.0%) and the Shelter Assistance Fund (5.0%).

Related Statutes and Administrative Rules

Iowa Code sections [16.181](#), [16.181A](#), and [428A.8](#)
Iowa Administrative Code [265—19](#)

Budget Unit Number

2700F990017

1443844

BUDGET UNIT BRIEF – FY 2025

Fiscal Services Division

July 1, 2024



Ground Floor, State Capitol Building

Des Moines, Iowa 50319

515.281.3566

State Park Infrastructure — RIIF

Purpose

This appropriation supports State park infrastructure improvements and includes replacing sewer lines, upgrading public drinking water systems, replacing shower buildings, constructing restrooms, replacing trail bridges, extending trail areas, and providing open-air interpretive shelters and exhibits.

Funding

This appropriation is provided from the Rebuild Iowa Infrastructure Fund (RIIF).

Related Statutes and Administrative Rules

Iowa Administrative Code [571—61](#)

Budget Unit Number

543030H0017

1443847

More Information

Iowa State Parks: www.iowadnr.gov/Places-to-Go/State-Parks
LSA Staff Contact: Maria Wagenhofer (515.281.5270) maria.wagenhofer@legis.iowa.gov

BUDGET UNIT BRIEF – FY 2025

Fiscal Services Division

July 1, 2024



Ground Floor, State Capitol Building

Des Moines, Iowa 50319

515.281.3566

State Recreational Trails Program — RIIF

Purpose and History

The State Recreational Trails Program is managed by the Department of Transportation (DOT). During the 1987 Legislative Session, the General Assembly created the State Recreational Trails Program, now codified in Iowa Code chapter 465B. The intent was for the State to acquire and develop 2,000 miles of new recreational trails and to complete existing trails before the year 2000. This includes developed multiuse recreational trails and off-road paths throughout the State, but does not include the trails owned by the Department of Natural Resources (DNR) in State parks.

There are other funding sources for trails in addition to the State Recreational Trails Program. For example, the DOT administers three main trail programs that provide funding for trail development, including the State Recreational Trails Program, the federal Recreational Trails Program, and the federal Transportation Alternatives Program. The DNR also administers programs and funds grants through the Resource Enhancement and Protection Fund and the Snowmobile and All-Terrain Vehicles Grant Program. If funding were enacted, trails would receive 10.0% of the Natural Resources and Outdoor Recreation Trust Fund. Trail funding is also available through grant programs such as the Community Attraction and Tourism Program under the Iowa Economic Development Authority.

State Recreational Trails Program Grants

Grants funded through the State Recreational Trails Program require a minimum local match of 25.0%. Trails that receive funding must be maintained for public use for a minimum of 20 years. State and local government agencies and nonprofit organizations are eligible to apply. Applications for funding are submitted to the DOT Office of Systems Planning. The DOT provides recommendations for projects to the Transportation Commission for approval.

Funding requests generally exceed the available resources. At times, the General Assembly has directed a portion of the funding to specified projects. These projects bypass the normal application and approval process by the Transportation Commission.

State Funding

The State Recreational Trails Program has received an annual appropriation from the Rebuild Iowa Infrastructure Fund (RIIF). The amount has varied over the years.

Related Statutes and Administrative Rules

Iowa Code chapter [465B](#)

Iowa Administrative Code [761—165](#)

More Information

Department of Transportation — State Recreational Trails Programs:

iowadot.gov/systems_planning/fedstate_rectrails.htm

LSA Staff Contact: Maria Wagenhofer (515.281.5270) maria.wagenhofer@legis.iowa.gov

Budget Unit Number

645038S0017

1443850

BUDGET UNIT BRIEF – FY 2025

Fiscal Services Division

July 1, 2024



Ground Floor, State Capitol Building

Des Moines, Iowa 50319

515.281.3566

Statewide Interoperable Communications System — RIIF

Purpose and History

Interoperability of communications addresses the need for prompt communication between law enforcement and first responders during natural disasters or responses to criminal activity. A statewide land mobile radio communications platform enables communication to occur between jurisdictions. The Statewide Interoperable Communications System will cost a total of \$39.5 million for infrastructure, towers, and maintenance for any city, county, or State public safety user. This system will support day-to-day operations as well as emergency multiagency, multijurisdiction operations.

Funding

The first payment of \$4.0 million in FY 2016 was appropriated from the E911 Surcharge Fund to the Department of Public Safety (DPS) to pay for the lease costs associated with the statewide land mobile radio communications system, which interfaces with the Iowa Statewide Interoperable Communications System radio platform. The second payment of approximately \$4.4 million was allocated to the DPS in FY 2017. This system is under the joint purview of the DPS and the Department of Transportation (DOT).

In FY 2018, \$4.1 million was appropriated from the Rebuild Iowa Infrastructure Fund (RIIF) for the lease payment. In FY 2019, \$3.1 million was appropriated from the Primary Road Fund (PRF) and \$1.4 million was appropriated from the RIIF. Since FY 2020, the annual lease payment has been primarily funded by the RIIF, with any differences in funding from the Road Use Tax Fund and Primary Road Fund. The final payment is estimated to be in FY 2026.

Related Statutes and Administrative Rules

Iowa Code chapter [34A](#)

2016 Iowa Acts, ch. [1103](#)

2015 Iowa Acts, ch. [129](#)

Iowa Administrative Code [605—10](#)

Budget Unit Number

59502R30017

1443854

More Information

Iowa Statewide Interoperable Communications System Board: dps.iowa.gov/divisions/commissioners-office/interoperability-communications/iowa-statewide-interoperable-communications-board
LSA Staff Contact: Maria Wagenhofer (515.281.5270) maria.wagenhofer@legis.iowa.gov

BUDGET UNIT BRIEF – FY 2025

Fiscal Services Division

July 1, 2024



Ground Floor, State Capitol Building

Des Moines, Iowa 50319

515.281.3566

UNI — Industrial Technology Center — RIIF

Purpose and History

This appropriation supports the renovation and expansion of the University of Northern Iowa's (UNI) Industrial Technology Center, which is located on campus. The renovation will expand the existing facility from 64,438 square feet to 109,438 square feet. The current facility was constructed in 1974 and has \$12.0 million in deferred maintenance. At the time of the renovation, the facility supported the following academic programs: construction management, electrical engineering, manufacturing engineering, technology management, graphic technology, and engineering education.

Funding

Between FY 2021 and estimated FY 2023, the General Assembly appropriated \$40.5 million from the Rebuild Iowa Infrastructure Fund (RIIF) for this purpose. In FY 2024, the General Assembly permitted the Board of Regents to expend these previously enacted RIIF appropriations for the Industrial Technology Center to repair steam tunnels on the UNI campus.

Budget Unit Number

616057L0017

1443891

More Information

University of Northern Iowa: uni.edu
LSA Staff Contact: Maria Wagenhofer (515.281.5270) maria.wagenhofer@legis.iowa.gov

BUDGET UNIT BRIEF – FY 2025

Fiscal Services Division

July 1, 2024



Ground Floor, State Capitol Building

Des Moines, Iowa 50319

515.281.3566

Vacant State Buildings Demolition Fund — RIIF

Purpose and History

The Vacant State Buildings Demolition Fund was established in the 2019 Legislative Session to fund a grant program for the demolition of vacant buildings that are owned by the State and are no longer used for State purposes. Moneys deposited in the Fund do not revert at the end of the fiscal year. The Fund is administered by the Iowa Economic Development Authority.

Funding

This appropriation is funded from the Rebuild Iowa Infrastructure Fund (RIIF).

Related Statutes and Administrative Rules

Iowa Code section [15.261](#)

Budget Unit Number

2690F110017

1443898

More Information

Vacant State Building Program: www.iowaeda.com
LSA Staff Contact: Maria Wagenhofer (515.281.5270) maria.wagenhofer@legis.iowa.gov

BUDGET UNIT BRIEF – FY 2025

Fiscal Services Division

July 1, 2024



Ground Floor, State Capitol Building

Des Moines, Iowa 50319

515.281.3566

Vacant State Buildings Rehabilitation Fund — RIF

Purpose

The Vacant State Buildings Rehabilitation Fund was established in the 2019 Legislative Session to provide loans to rehabilitate or redevelop vacant buildings owned by the State that are no longer used for a State purpose. Moneys deposited in the Fund do not revert at the end of the fiscal year. The Fund is administered by the Iowa Economic Development Authority.

Funding

This appropriation is funded from the Rebuild Iowa Infrastructure Fund (RIIF).

Related Statutes and Administrative Rules

Iowa Code section [15.262](#)

Budget Unit Number

2690F100017

1443899

More Information

Iowa Economic Development Authority: www.iowaeda.com
LSA Staff Contact: Maria Wagenhofer (515.281.5270) maria.wagenhofer@legis.iowa.gov

BUDGET UNIT BRIEF – FY 2025

Fiscal Services Division

July 1, 2024



Ground Floor, State Capitol Building

Des Moines, Iowa 50319

515.281.3566

Water Quality Initiative

Purpose and History

The Nutrient Reduction Strategy report was introduced in November 2012 as a collaborative effort by the Department of Agriculture and Land Stewardship (DALSS), the Department of Natural Resources (DNR), and Iowa State University (ISU) to assess and reduce nutrients that flow into Iowa waters. The Water Quality Initiative Program was created in [SF 435](#) (FY 2014 Agriculture and Natural Resources Appropriations Act) with the goal to provide funding for watershed practices in high-priority watersheds as designated by the Water Resources Coordinating Council (WRCC). The Program is administered by the DALSS. The Act also created the Iowa State University (ISU) Nutrient Research Center in Ames.

Funding

Funding has come from various sources since the Water Quality Initiative began. The Program has received funding from the General Fund, Rebuild Iowa's Infrastructure Fund (RIIF), Environment First Fund (EFF), and Groundwater Protection Fund (GPF).

Related Statutes and Administrative Rules

Iowa Code section [466B.45](#)

Budget Unit Number

0090AH30017

1443910

More Information

Clean Water Iowa: www.cleanwateriowa.org

Department of Agriculture and Land Stewardship — Soil Conservation and Water Quality Division:
www.iowaagriculture.gov/soilConservation.asp

LSA Staff Contact: Austin Brinks (515.725.2200) austin.brinks@legis.iowa.gov

www.legis.iowa.gov

BUDGET UNIT BRIEF – FY 2025

Fiscal Services Division

July 1, 2024



Ground Floor, State Capitol Building

Des Moines, Iowa 50319

515.281.3566

Water Trails and Low Head Dam Program — RIF

Purpose and History

Appropriations are made from the infrastructure budget for the Water Trails and Low Head Dam Mitigation Program administered by the Department of Natural Resources (DNR). The Program provides grants and funding assistance for local entities, water trail enhancements, and dam mitigation grants to dam owners. During the 2008 Legislative Session, [SF 2380](#) (Water Trails and Low Head Dam Public Hazard Program Act) established the Program and required the DNR to study waterways for recreational purposes and develop a Statewide Plan by January 1, 2010. In addition, the DNR was required to administer the Program once funding was provided. The Statewide Plan presented several information items, including a map inventory of low head dams for publicizing hazards, recommendations for local communities, input from various stakeholders, and guidance and recommendations related to water trail development.

Water Trails and Low Head Dam Projects

The DNR adopted rules that set grant criteria for water trails and low head dams. For water trails development, the State role is to provide guidelines, templates, planning and technical assistance, and enforcement, as well as the water trails development grants. For dam mitigation, the Program focuses on reducing fatalities at traditionally designed dams, reducing recreational hazards, and enhancing aquatic species connectivity. Applications for both are submitted to the DNR and approved by the Natural Resource Commission (NRC). Per rule, the Director of the DNR appoints a Water Trails Advisory Committee that provides expertise to the Scoring Committee for the grants and assists the DNR in planning for the Program. The DNR staff and the Water Trails Advisory Committee review all projects and determine the mix of allocations for water trails development and for dam mitigation.

Local governments and nonprofit entities are eligible to apply for water trail development grants. No local match is required, but cost share is strongly encouraged throughout the selection criteria. As water trail projects are completed, they may be eligible to become a designated water trail and be included in the DNR water trail marketing materials.

Dam owners, including counties, cities, State agencies, cooperatives, and individuals, are eligible to apply for dam mitigation grants. Projects include removing or demolishing low head dams and restoring river flow, creating rock ramps, and altering the height of the dams, as well as improving signage and warnings near low head dams.

State Funding

This appropriation has been funded from the Rebuild Iowa Infrastructure Fund (RIIF) since FY 2009, with the exception of FY 2011, FY 2012, and FY 2018. No funding was appropriated for this purpose during those three years.

More Information

DNR — Water Trail Projects:

www.iowadnr.gov/Things-to-Do/Canoeing-Kayaking/Water-Trail-Development

DNR — Low Head Dams: www.iowadnr.gov/Recreation/CanoeingKayaking/LowHeadDams.aspx

LSA Staff Contact: Maria Wagenhofer (515.281.5270) maria.wagenhofer@legis.iowa.gov

Related Statutes and Administrative Rules

Iowa Code section [464A.11](#)

Iowa Administrative Code [571—30](#)

Budget Unit Number

5420H370017

1443916

BUDGET UNIT BRIEF – FY 2025

Fiscal Services Division

July 1, 2024



Ground Floor, State Capitol Building

Des Moines, Iowa 50319

515.281.3566

West Des Moines Armory — RIIF

Purpose and History

This funding is intended to fund the construction of a readiness center in West Des Moines. The city of West Des Moines has provided land to construct the readiness center. The Department of Public Defense (DPD) expects \$16.4 million in federal support in addition to the land that was provided by the city. The readiness center is expected to support an infantry company and a transportation company, which include more than 250 soldiers and 5 full-time staff.

Funding

This appropriation is funded by the Rebuild Iowa Infrastructure Fund (RIIF).

Related Statutes and Administrative Rules

Iowa Code chapter [29](#)

Budget Unit Number

584054E0017

1443917

More Information

Iowa Department of Public Defense: www.dpd.iowa.gov
LSA Staff Contact: Maria Wagenhofer (515.281.5270) maria.wagenhofer@legis.iowa.gov

BUDGET UNIT BRIEF – FY 2025

Fiscal Services Division

July 1, 2024



Ground Floor, State Capitol Building

Des Moines, Iowa 50319

515.281.3566

Woodbury County Law Enforcement Center New Construction Project — RIIF

Purpose and History

This appropriation to the Judicial Branch will support the construction of the Woodbury County Law Enforcement Center. Specifically, the funding will support the purchase of furniture and the storage of court files that are currently stored in a building that is being torn down.

Funding

This appropriation received \$165,000 from the Rebuild Iowa Infrastructure Fund (RIIF) in FY 2023 and \$100,000 in FY 2024.

Related Statutes and Administrative Rules

Iowa Code chapter [602](#)

Budget Unit Number

44603B10017

1443952

More Information

Iowa Judicial Branch: www.iowacourts.gov

LSA Staff Contact: Maria Wagenhofer (515.281.5270) maria.wagenhofer@legis.iowa.gov

BUDGET UNIT BRIEF – FY 2025

Fiscal Services Division

July 1, 2024



Ground Floor, State Capitol Building

Des Moines, Iowa 50319

515.281.3566

YMCA Strengthen Community Grants — RIF

Purpose

This appropriation funds facility infrastructure improvements at YMCA locations across the State. The General Assembly has appropriated funds for this purpose since FY 2017. Grants have been restricted to communities with an existing YMCA and a population of less than 28,000.

Funding

Appropriations for this purpose are from the Rebuild Iowa Infrastructure Fund (RIIF). In FY 2024, this appropriation was transferred from the Department of Cultural Affairs to the Iowa Economic Development Authority as a result of 2023 Iowa Acts, [SF 514](#) (State Government Alignment Act).

Budget Unit Number

2590IN80017

1443929

More Information

YMCA Infrastructure Grants Overview: www.legis.iowa.gov/docs/publications/SD/853869.pdf
LSA Staff Contact: Maria Wagenhofer (515.281.5270) maria.wagenhofer@legis.iowa.gov

BUDGET UNIT BRIEF – FY 2025

Fiscal Services Division

July 1, 2024



Ground Floor, State Capitol Building

Des Moines, Iowa 50319

515.281.3566

Administrative Hearings E-Filing Upgrade — TRF

Purpose and History

This appropriation is intended to be used to create electronic forms to enhance e-filing. The Department of Inspections and Appeals believes e-filing will reduce errors and improve efficiency.

Funding

Funding for this appropriation is from the Rebuild Iowa Infrastructure Fund.

Related Statutes and Administrative Rules

Iowa Code chapter [10A](#)

Budget Unit Number

4270Q470943

1443946

More Information

Department of Inspections and Appeals: www.dia.iowa.gov/
LSA Staff Contact: Maria Wagenhofer (515.281.5270) maria.wagenhofer@legis.iowa.gov

BUDGET UNIT BRIEF – FY 2025

Fiscal Services Division

July 1, 2024



Ground Floor, State Capitol Building

Des Moines, Iowa 50319

515.281.3566

AG Cybersecurity and Technology — TRF

Purpose

This appropriation supports cybersecurity and technology projects for the Attorney General's Office (AG). In FY 2024, the appropriation supported upgraded desktops and laptops, consulting services regarding replacement of an outdated case management system, and ongoing server support and security assessment.

Funding

The Attorney General's Office received an appropriation of \$279,000 in FY 2024 from the Technology Reinvestment Fund (TRF).

Budget Unit Number

11202B30943

1443998

More Information

Iowa Attorney General: iowaattorneygeneral.gov
LSA Staff Contact: Maria Wagenhofer (515.281.5270) maria.wagenhofer@legis.iowa.gov

BUDGET UNIT BRIEF – FY 2025

Fiscal Services Division

July 1, 2024



Ground Floor, State Capitol Building

Des Moines, Iowa 50319

515.281.3566

AOS Technology Projects — TRF

Purpose

This appropriation supports technology projects for the Auditor of State. In FY 2024, the appropriation supported the upgrade and relocation of servers and server hardware from the Lucas Building to LightEdge for increased cybersecurity.

Funding

The Board received an appropriation of \$293,000 in FY 2024 from the Technology Reinvestment Fund.

Budget Unit Number

1260P020943

1443997

More Information

Iowa Auditor of State: auditor.iowa.gov
LSA Staff Contact: Maria Wagenhofer (515.281.5270) maria.wagenhofer@legis.iowa.gov

BUDGET UNIT BRIEF – FY 2025

Fiscal Services Division

July 1, 2024



Ground Floor, State Capitol Building

Des Moines, Iowa 50319

515.281.3566

Board of Parole Technology Projects — TRF

Purpose

This appropriation supports technology projects for the Board of Parole. Past appropriations have supported the digitization of existing records kept by the Board and programming enhancement to the Iowa Corrections Offender Network (ICON) data system.

Funding

The Board received an appropriation of \$50,000 in FY 2019 and \$20,000 in FY 2024 from the Technology Reinvestment Fund (TRF).

Budget Unit Number

5470B410943

1443812

More Information

Board of Parole: bop.iowa.gov

LSA Staff Contact: Maria Wagenhofer (515.281.5270) maria.wagenhofer@legis.iowa.gov

BUDGET UNIT BRIEF – FY 2025

Fiscal Services Division

July 1, 2024



Ground Floor, State Capitol Building

Des Moines, Iowa 50319

515.281.3566

Body-Worn Camera Licensing — TRF

Purpose and History

This appropriation will fund licensure requirements related to body cameras for the Iowa State Patrol. The Department of Public Safety (DPS) is currently planning to purchase body cameras using funding appropriated to the Public Safety Equipment Fund. The funding provided by the Technology Reinvestment Fund (TRF) is intended to be used for licensure expenses.

Funding

This funding is appropriated from the TRF.

Related Statutes and Administrative Rules

Iowa Code chapter [80](#)

Budget Unit Number

59503R10943

1443947

More Information

Department of Public Safety: www.dps.iowa.gov
LSA Staff Contact: Maria Wagenhofer (515.281.5270) maria.wagenhofer@legis.iowa.gov

BUDGET UNIT BRIEF – FY 2025

Fiscal Services Division

July 1, 2024



Ground Floor, State Capitol Building

Des Moines, Iowa 50319

515.281.3566

Camera System Upgrades at Department of Corrections Institutions— TRF

Purpose

This funding will be used to support upgrades to a more modernized camera system across Department of Corrections (DOC) facilities to increase security and to add increased visibility, increased facial recognition, and contact tracing.

Funding

This funding was appropriated in FY 2024 from the Technology Reinvestment Fund (TRF). The DOC also received \$2.4 million in FY 2023 for technology projects, of which a portion included funding for this project.

Related Statutes and Administrative Rules

Iowa Code chapter [904](#)

Budget Unit Number

255045A0943

Doc ID 1446097

More Information

Iowa Department of Corrections: doc.iowa.gov
LSA Staff Contact: Maria Wagenhofer (515.281.5270) maria.wagenhofer@legis.iowa.gov

BUDGET UNIT BRIEF – FY 2025

Fiscal Services Division

July 1, 2024



Ground Floor, State Capitol Building

Des Moines, Iowa 50319

515.281.3566

Connect District Phones to Judicial Branch Building System — TRF

Purpose

This funding is intended to be used to connect district phone systems to the Judicial Branch Building system. The Judicial Branch expects that this improvement will allow for work to be distributed more efficiently to staff throughout the State.

Funding

This appropriation is from the Technology Reinvestment Fund (TRF).

Related Statutes and Administrative Rules

Iowa Code chapter [602](#)

Budget Unit Number

44403B30943

1443950

More Information

Iowa Judicial Branch: www.iowacourts.gov
LSA Staff Contact: Maria Wagenhofer (515.281.5270) maria.wagenhofer@legis.iowa.gov

BUDGET UNIT BRIEF – FY 2025

Fiscal Services Division

July 1, 2024



Ground Floor, State Capitol Building

Des Moines, Iowa 50319

515.281.3566

County Courthouse Technology — TRF

Purpose and History

This is a Technology Reinvestment Fund (TRF) appropriation to the Judicial Branch for various technology projects. Past funding has been used to upgrade phone systems to Voice-Over Internet Protocol (VoIP) systems in various counties and judicial districts and for various technology projects at the new Woodbury County Law Enforcement Center, including courtroom audio and visual systems, display and conferencing capabilities, VoIP phones, and a kiosk display with signage software.

Funding

This appropriation is funded by the TRF.

Related Statutes and Administrative Rules

Iowa Code chapter [602](#)

Budget Unit Number

4440B320943

1443597

More Information

Iowa Judicial Branch: iowacourts.gov/
LSA Staff Contact: Maria Wagenhofer (515.281.5270) maria.wagenhofer@legis.iowa.gov

BUDGET UNIT BRIEF – FY 2025

Fiscal Services Division

July 1, 2024



Ground Floor, State Capitol Building

Des Moines, Iowa 50319

515.281.3566

Criminal Justice Information System (CJIS) — TRF

Purpose

The Criminal Justice Information System (CJIS) enables and facilitates the automated exchange of criminal justice information among local, State, and federal criminal justice agencies. This initiative is developing a real-time electronic information sharing system for members of the criminal justice community in Iowa. Current collaboration with other criminal justice systems includes the County Attorney ProLaw Case Management and Judicial Dialog Case Management systems, the Traffic and Criminal Software (TraCS) system, the Iowa Corrections Offender Network (ICON), Iowa Online Warrants and Articles, Judicial Branch Information Technology, and others. Funds are used for operation of the CJIS, further development, information technology and network hosting, and software needed for the CJIS.

The CJIS includes data exchanges between the Judicial Branch, Department of Corrections, Department of Transportation, Department of Public Safety, Department of Natural Resources, Department of Health and Human Services, Secretary of State, Attorney General, State Public Defender, and county attorneys in 70 Iowa counties.

The CJIS has a number of exchanges that are 100.0% implemented. Full implementation means that the CJIS centralized computer system is fully programmed to receive and transmit information to be exchanged and that all possible State, local, and, in some cases, federal agencies are actively sharing information through the CJIS exchange for that information. More information on the CJIS can be located [here](#).

Funding

This appropriation has been funded from the Technology Reinvestment Fund (TRF) and the Rebuild Iowa Infrastructure Fund (RIIF). In FY 2024, this appropriation was transferred from the Department of Human Rights to the Department of Health and Human Services as a result of 2023 Iowa Acts, [SF 514](#) (State Government Alignment Act).

Related Statutes and Administrative Rules

Iowa Code section [216A.136](#)

Budget Unit Number

379063S0943

1443608

More Information

Division of Criminal & Juvenile Justice Planning: humanrights.iowa.gov/cjip
LSA Staff Contact: Maria Wagenhofer (515.281.5270) maria.wagenhofer@legis.iowa.gov

BUDGET UNIT BRIEF – FY 2025

Fiscal Services Division

July 1, 2024



Ground Floor, State Capitol Building

Des Moines, Iowa 50319

515.281.3566

Criminal Justice Information System (CJIS) — TRF

Purpose

The Criminal Justice Information System (CJIS) enables and facilitates the automated exchange of criminal justice information among local, State, and federal criminal justice agencies. This initiative is developing a real-time electronic information sharing system for members of the criminal justice community in Iowa. Current collaboration with other criminal justice systems includes the County Attorney ProLaw Case Management and Judicial Dialog Case Management systems, the Traffic and Criminal Software (TraCS) system, the Iowa Corrections Offender Network (ICON), Iowa Online Warrants and Articles, Judicial Branch Information Technology, and others. Funds are used for operation of the CJIS, further development, information technology and network hosting, and software needed for the CJIS.

The CJIS includes data exchanges between the Judicial Branch, Department of Corrections, Department of Transportation, Department of Public Safety, Department of Natural Resources, Department of Health and Human Services, Secretary of State, Attorney General, State Public Defender, and county attorneys in 70 Iowa counties.

The CJIS has a number of exchanges that are 100.0% implemented. Full implementation means that the CJIS centralized computer system is fully programmed to receive and transmit information to be exchanged and that all possible State, local, and, in some cases, federal agencies are actively sharing information through the CJIS exchange for that information. More information on the CJIS can be located [here](#).

Funding

This appropriation has been funded from the Technology Reinvestment Fund (TRF) and the Rebuild Iowa Infrastructure Fund (RIIF). In FY 2024, this appropriation was transferred from the Department of Human Rights to the Department of Health and Human Services as a result of 2023 Iowa Acts, [SF 514](#) (State Government Alignment Act).

Related Statutes and Administrative Rules

Iowa Code section [216A.136](#)

Budget Unit Number

379TP010943

Doc ID 1446100

More Information

LSA Staff Contact: Maria Wagenhofer (515.281.5270) maria.wagenhofer@legis.iowa.gov

BUDGET UNIT BRIEF – FY 2025

Fiscal Services Division

July 1, 2024



Ground Floor, State Capitol Building

Des Moines, Iowa 50319

515.281.3566

Department of Corrections Body Cameras — TRF

Purpose

This funding will be used to support the purchase of body cameras for staff at the Clarinda Correctional Facility, the Iowa Medical and Classification Center, and the Iowa Correctional Institution for Women.

Funding

This funding is appropriated from the Technology Reinvestment Fund (TRF).

Related Statutes and Administrative Rules

Iowa Code chapter [904](#)

Budget Unit Number

255046A0943

Doc ID 1446098

More Information

Iowa Department of Corrections: doc.iowa.gov

LSA Staff Contact: Maria Wagenhofer (515.281.5270) maria.wagenhofer@legis.iowa.gov

BUDGET UNIT BRIEF – FY 2025

Fiscal Services Division

July 1, 2024



Ground Floor, State Capitol Building

Des Moines, Iowa 50319

515.281.3566

Department of Public Defense Technology Projects — TRF

Purpose

This appropriation supports various technology projects at the Department of Public Defense.

Funding

This funding is appropriated from the Technology Reinvestment Fund (TRF).

Related Statutes and Administrative Rules

Iowa Code chapter [29](#)

Budget Unit Number

5820R270943

Doc ID 1443863

More Information

Iowa Department of Public Defense: iowa.gov/public-defense
LSA Staff Contact: Maria Wagenhofer (515.281.5270) maria.wagenhofer@legis.iowa.gov

BUDGET UNIT BRIEF – FY 2025

Fiscal Services Division

July 1, 2024



Ground Floor, State Capitol Building

Des Moines, Iowa 50319

515.281.3566

Digital Asset Management System — TRF

Purpose

This appropriation to Iowa PBS funds the procurement of a searchable digital asset management system. The system will allow individuals to access Iowa PBS productions through an online platform. The platform will include locally produced content with verified online rights, copyrights, and legal permissions.

Funding

The General Assembly appropriated \$344,000 for this purpose in FY 2024 from the Technology Reinvestment Fund (TRF).

Related Statutes and Administrative Rules

Iowa Code sections [256.80](#) through [256.90](#)

Iowa Administrative Code [288](#)

Budget Unit Number

285011H0943

1443989

More Information

Iowa PBS: iowapbs.org

LSA Staff Contact: Maria Wagenhofer (515.281.5270) maria.wagenhofer@legis.iowa.gov

BUDGET UNIT BRIEF – FY 2025

Fiscal Services Division

July 1, 2024



Ground Floor, State Capitol Building

Des Moines, Iowa 50319

515.281.3566

DOC Radio Software Upgrade — TRF

Purpose and History

This appropriation will provide software upgrades for emergency response radios across multiple Iowa prisons.

Funding

The Department of Corrections received an appropriation of \$350,000 in FY 2023 from the Technology Reinvestment Fund (TRF).

Related Statutes and Administrative Rules

Iowa Code chapter [904](#)

Budget Unit Number

25503BA0943

1443954

More Information

Iowa Department of Corrections: doc.iowa.gov
LSA Staff Contact: Maria Wagenhofer (515.281.5270) maria.wagenhofer@legis.iowa.gov

BUDGET UNIT BRIEF – FY 2025

Fiscal Services Division

July 1, 2024



Ground Floor, State Capitol Building

Des Moines, Iowa 50319

515.281.3566

DOC Technology — TRF

Purpose and History

This is a Technology Reinvestment Fund (TRF) appropriation to the Department of Corrections (DOC) for various technology projects. This funding may be used for projects that are eligible for funding from the TRF, which include computer hardware and software, software development, telecommunications equipment, and maintenance and lease agreements associated with technology components, and for the purchase of equipment intended to provide an uninterruptible power supply.

Funding

The DOC has received funding from the TRF.

Related Statutes and Administrative Rules

Iowa Code section [8.57C\(2\)](#)

Budget Unit Number

255040A0943

1443634

More Information

Iowa Department of Corrections: doc.iowa.gov
LSA Staff Contact: Maria Wagenhofer (515.281.5270) maria.wagenhofer@legis.iowa.gov

BUDGET UNIT BRIEF – FY 2025

Fiscal Services Division

July 1, 2024



Ground Floor, State Capitol Building

Des Moines, Iowa 50319

515.281.3566

DOC Technology Reinvestment Fund Projects — TRF

Purpose

This appropriation is to the Department of Corrections (DOC) and is intended to provide for technology projects that are eligible to receive funding from the Technology Reinvestment Fund (TRF). The TRF may be expended on:

- The acquisition of computer hardware and software.
- Software development.
- Telecommunications equipment.
- Maintenance and lease agreements associated with technology components.
- Equipment intended to provide an uninterruptible power supply.

Funding

The DOC has received funding from the TRF for this purpose.

Related Statutes and Administrative Rules

Iowa Code section [8.57C](#)

Iowa Code chapter [904](#)

Budget Unit Number

255068A0943

1443975

More Information

Iowa Department of Corrections: doc.iowa.gov

LSA Staff Contact: Maria Wagenhofer (515.281.5270) maria.wagenhofer@legis.iowa.gov

BUDGET UNIT BRIEF – FY 2025

Fiscal Services Division

July 1, 2024



Ground Floor, State Capitol Building

Des Moines, Iowa 50319

515.281.3566

Food Safety Sys. Enhance. and GovConnect — TRF

Purpose and History

This appropriation is intended to replace software for the food and lodging establishment licensing system within the Department of Inspections and Appeals. The new system is intended to be integrated with existing portals.

Funding

This funding is appropriated from the Technology Reinvestment Fund (TRF).

Related Statutes and Administrative Rules

Iowa Code chapter [10A](#)

Budget Unit Number

4270Q460943

1443951

More Information

Department of Inspections and Appeals: www.dia.iowa.gov
LSA Staff Contact: Maria Wagenhofer (515.281.5270) maria.wagenhofer@legis.iowa.gov

BUDGET UNIT BRIEF – FY 2025

Fiscal Services Division

July 1, 2024



Ground Floor, State Capitol Building

Des Moines, Iowa 50319

515.281.3566

Health Facilities Database Enhancement — TRF

Purpose and History

This funding is appropriated to the Department of Inspections and Appeals (DIA) for a health facilities database. The appropriation is intended to create a self-service reporting capability within the Health Facilities Division database. The improvement is expected to enhance access and reporting flexibility.

Funding

This funding is appropriated from the Technology Reinvestment Fund (TRF).

Related Statutes and Administrative Rules

Iowa Code chapter [10A](#)

Iowa Administrative Code [481](#)

Budget Unit Number

4270Q430943

1443942

More Information

Iowa Department of Inspections and Appeals: dia.iowa.gov
LSA Staff Contact: Maria Wagenhofer (515.281.5270) maria.wagenhofer@legis.iowa.gov

BUDGET UNIT BRIEF – FY 2025

Fiscal Services Division

July 1, 2024



Ground Floor, State Capitol Building

Des Moines, Iowa 50319

515.281.3566

ICN Firewall and DDoS Mitigation — TRF

Purpose

This appropriation is intended to enhance the ability of the Iowa Telecommunications and Technology Commission (ITTC) to provide protection from distributed denial of service (DDoS) attacks and to provide firewall protection. A DDoS attack occurs when a malicious entity sends more traffic to a network than the network can handle in order to overload it. This results in a Web server becoming flooded with traffic, causing Web-based services to become unavailable to online visitors. DDoS attacks are happening more often and increasing in severity and duration. Firewalls defend against unauthorized virtual access to the network.

The Iowa Communications Network (ICN), under the ITTC, provides telecommunications services to its authorized users, including high-speed flexible broadband Internet, data, voice (phone), security, and consulting services. Authorized users include K-12 schools, higher education, hospitals, health clinics, National Guard armories, libraries, and State and federal government.

Funding

The ICN received \$2.1 million for this project from the Technology Reinvestment Fund (TRF) in FY 2021 and \$1.5 million in estimated FY 2023.

Related Statutes and Administrative Rules

Iowa Code chapter [8C](#)

Budget Unit Number

336015U0943

1443717

More Information

Iowa Communications Network: icn.iowa.gov
LSA Staff Contact: Maria Wagenhofer (515.281.5270) maria.wagenhofer@legis.iowa.gov

BUDGET UNIT BRIEF – FY 2025

Fiscal Services Division

July 1, 2024



Ground Floor, State Capitol Building

Des Moines, Iowa 50319

515.281.3566

ICN Part III Leases and Maintenance — TRF

Purpose and History

Appropriations for the maintenance and leases of the Part III data circuits of the Iowa Communications Network (ICN) are made to the Department of Education in the infrastructure budget.

Authorization for the construction of the ICN was provided by the 73rd General Assembly in the 1989 Legislative Session. Authorized users of the ICN include higher education entities, K-12 schools, Area Education Agencies (AEAs), State agencies, the National Guard, judicial districts, libraries, hospitals, and agencies of the federal government.

The ICN was built in three phases: Parts I, II, and III. Parts I and II consisted of the installation of State-owned fiberoptic endpoints in each county, the three Regents universities, Iowa Public Television, and the State Capitol Complex, for a total of 104 endpoints. In the 1995 Legislative Session, HF [578](#) (Iowa Communications Network Part III Appropriations Act) proposed connections to a minimum of 474 users to provide communications to public and private school districts, AEAs, and public libraries in the State. The Part III data circuits provide high-speed Internet access and capacity for other data and video services.

Funding for the initial build-out of Part III was provided from the Rebuild Iowa Infrastructure Fund (RIIF), totaling \$81.5 million between FY 1996 and FY 1999. Unlike Part II sites, the Part III circuits are leased by the ICN from private sector providers and require lease payments. As a result, the General Assembly appropriates funds to support the maintenance and lease costs of the Part III connections.

State Funding

Beginning in FY 2000, funding for maintenance and leases of the Part III circuits has been provided from the infrastructure budget, either from the RIIF or the Technology Reinvestment Fund (TRF). Generally, the appropriation for maintenance and leases is \$2.7 million annually. However, the annual costs of the maintenance and leases exceed the amount of the appropriation. To fund the difference, the Department of Education applies to the E-rate Program of the federal Universal Service Fund and uses the State appropriation to draw down federal funding to pay the remaining costs.

Related Statutes and Administrative Rules

Iowa Code chapter [8D](#)

Budget Unit Number

28201900943

1444089

More Information

Iowa Communications Network: icn.iowa.gov
LSA Staff Contact: Maria Wagenhofer (515.281.5270) maria.wagenhofer@legis.iowa.gov

BUDGET UNIT BRIEF – FY 2025

Fiscal Services Division

July 1, 2024



Ground Floor, State Capitol Building

Des Moines, Iowa 50319

515.281.3566

ILEA Technology Projects — TRF

Purpose

This appropriation is to the Iowa Law Enforcement Academy (ILEA) for various technology projects. This funding may be used for projects that are eligible for funding from the Technology Reinvestment Fund (TRF), which include computer hardware and software, software development, telecommunications equipment, and maintenance and lease agreements associated with technology components, and for the purchase of equipment intended to provide an uninterruptible power supply. In FY 2024, the ILEA received a \$100,000 appropriation from the TRF for the replacement of a simulator that is used to train recruits in real-life scenarios in a simulated environment.

Funding

This funding is appropriated from the TRF.

Related Statutes and Administrative Rules

Iowa Code section [8.57C](#)

Budget Unit Number

4670R180943

1443718

More Information

Iowa Law Enforcement Academy: ilea.iowa.gov
LSA Staff Contact: Maria Wagenhofer (515.281.5270) maria.wagenhofer@legis.iowa.gov

BUDGET UNIT BRIEF – FY 2025

Fiscal Services Division

July 1, 2024



Ground Floor, State Capitol Building

Des Moines, Iowa 50319

515.281.3566

Iowa Grants Management Implementation — TRF

Purpose

This appropriation supports the IowaGrants.gov grants management portal software. IowaGrants.gov provides a single portal for potential applicants to search for open solicitations for ongoing grant programs offered by State agencies. The portal tracks all grants offered and received by State agencies.

Funding

This appropriation has been supported by the Rebuild Iowa Infrastructure Fund and the Technology Reinvestment Fund (TRF).

Related Statutes and Administrative Rules

Iowa Code section [8.9](#)

Budget Unit Number

5320DA80943

1443692

More Information

Iowa Grants: www.iowagrants.gov
LSA Staff Contact: Maria Wagenhofer (515.281.5270) maria.wagenhofer@legis.iowa.gov

BUDGET UNIT BRIEF – FY 2025

Fiscal Services Division

July 1, 2024



Ground Floor, State Capitol Building

Des Moines, Iowa 50319

515.281.3566

Iowa PBS Equipment Replacement — TRF

Purpose

This appropriation supports the purchase of equipment used by Iowa PBS. Specifically, this funding is used for equipment replacement and tower and facility maintenance.

Funding

This appropriation was initially funded in FY 2014. Funding has been provided by the Rebuild Iowa Infrastructure Fund and the Technology Reinvestment Fund.

Budget Unit Number

28501110943

1443742

More Information

Iowa PBS: www.iowapbs.org
LSA Staff Contact: Maria Wagenhofer (515.281.5270) maria.wagenhofer@legis.iowa.gov

BUDGET UNIT BRIEF – FY 2025

Fiscal Services Division

July 1, 2024



Ground Floor, State Capitol Building

Des Moines, Iowa 50319

515.281.3566

Justice Data Warehouse — TRF

Purpose

This appropriation supports maintenance and hosting costs of the platform shared by the Division of Criminal and Juvenile Justice Planning (CJJP) and the Iowa Department of Revenue (IDR). The two entities have shared the platform since 1999 as the Enterprise Data Warehouse (EDW). Through the application, the IDR operates the Tax Gap Analysis, a database that has generated millions of dollars in General Fund revenue.

The CJJP and Department of Corrections (DOC) rely on the Justice Data Warehouse (JDW) for core data functions and daily processes to generate reports and statistics. The JDW is a central repository of key criminal and juvenile justice information from the Judicial Branch Case Management System and information from the Iowa Correctional Offender Network (ICON) system.

Funding

This appropriation has been funded by the Technology Reinvestment Fund (TRF) and the Rebuild Iowa Infrastructure Fund. In FY 2024, this appropriation was transferred from the Department of Human Rights to the Department of Health and Human Services as a result of 2023 Iowa Acts, [SF 514](#) (State Government Alignment Act).

Budget Unit Number

379064S0943

1443752

More Information

Division of Human Rights: humanrights.iowa.gov
LSA Staff Contact: Maria Wagenhofer (515.281.5270) maria.wagenhofer@legis.iowa.gov

BUDGET UNIT BRIEF – FY 2025

Fiscal Services Division

July 1, 2024



Ground Floor, State Capitol Building

Des Moines, Iowa 50319

515.281.3566

Justice Data Warehouse — TRF

Purpose

This appropriation supports maintenance and hosting costs of the platform shared by the Division of Criminal and Juvenile Justice Planning (CJJP) and the Iowa Department of Revenue (IDR). The two entities have shared the platform since 1999 as the Enterprise Data Warehouse (EDW). Through the application, the IDR operates the Tax Gap Analysis, a database that has generated millions of dollars in General Fund revenue.

The CJJP and Department of Corrections (DOC) rely on the Justice Data Warehouse (JDW) for core data functions and daily processes to generate reports and statistics. The JDW is a central repository of key criminal and juvenile justice information from the Judicial Branch Case Management System and information from the Iowa Correctional Offender Network (ICON) system.

Funding

This appropriation has been funded by the Technology Reinvestment Fund (TRF) and the Rebuild Iowa Infrastructure Fund. In FY 2024, this appropriation was transferred from the Department of Human Rights to the Department of Health and Human Services as a result of 2023 Iowa Acts, [SF 514](#) (State Government Alignment Act).

Budget Unit Number

379TP020943

Doc ID 1446101

More Information

LSA Staff Contact: Maria Wagenhofer (515.281.5270) maria.wagenhofer@legis.iowa.gov

BUDGET UNIT BRIEF – FY 2025

Fiscal Services Division

July 1, 2024



Ground Floor, State Capitol Building

Des Moines, Iowa 50319

515.281.3566

Local Government Budget and Property Tax System — TRF

Purpose

This appropriation funds the ongoing maintenance of, upgrades to, and redesign of the budget and property tax system used annually by local governments to submit information to the Department of Management (DOM). The DOM is required by statute to collect local government budgets and to receive property valuation from county auditors on an annual basis. The DOM currently uses a number of applications to collect this information.

Funding

Funding for this appropriation was first provided from the Technology Reinvestment Fund (TRF) in FY 2018.

Related Statutes and Administrative Rules

Iowa Code chapters [24](#), [331](#), and [384](#)

Budget Unit Number

5320DB30943

1443757

More Information

Iowa Department of Management: dom.iowa.gov
LSA Staff Contact: Maria Wagenhofer (515.281.5270) maria.wagenhofer@legis.iowa.gov

BUDGET UNIT BRIEF – FY 2025

Fiscal Services Division

July 1, 2024



Ground Floor, State Capitol Building

Des Moines, Iowa 50319

515.281.3566

Local Government Property Tax Technology Update — TRF

Purpose

This appropriation to the Department of Management (DOM) funds the technology costs associated with implementing the requirements of [House File 718](#) (Property Tax, Assessments, and Bond Elections Act) that was passed in the 2023 Legislative Session. House File 718 relates to school finance, property tax limitations, and local government finance. The DOM is required by statute to collect local government budgets and to receive property valuation from county auditors on an annual basis.

Funding

Funding for this appropriation was provided from the Technology Reinvestment Fund (TRF).

Related Statutes and Administrative Rules

Iowa Code chapters [24](#), [331](#), and [384](#)

Budget Unit Number

5320DC30943

Doc ID 1446103

More Information

Iowa Department of Management: dom.iowa.gov
LSA Staff Contact: Maria Wagenhofer (515.281.5270) maria.wagenhofer@legis.iowa.gov

BUDGET UNIT BRIEF – FY 2025

Fiscal Services Division

July 1, 2024



Ground Floor, State Capitol Building

Des Moines, Iowa 50319

515.281.3566

Mass Notification and Emergency Messaging — TRF

Purpose

This appropriation supports the Statewide Mass Notification and Emergency Messaging System. The System can be used by State and local authorities to quickly disseminate emergency information to residents in counties that utilize the System. The System is available, free of charge, to all counties.

Funding

This appropriation is funded from the Technology Reinvestment Fund (TRF).

Related Statutes and Administrative Rules

Iowa Code section [29C.17A](#)

Budget Unit Number

5830R530943

1443762

More Information

Alert Iowa Statewide Messaging System: homelandsecurity.iowa.gov/alert-iowa/
LSA Staff Contact: Maria Wagenhofer (515.281.5270) maria.wagenhofer@legis.iowa.gov

BUDGET UNIT BRIEF – FY 2025

Fiscal Services Division

July 1, 2024



Ground Floor, State Capitol Building

Des Moines, Iowa 50319

515.281.3566

Medicaid Technology

Purpose

These appropriations are intended to fund the replacement of the existing Medicaid Management Information System (MMIS) with an updated system. The Department of Human Services (DHS) has stated that federal funding will be reduced if the State does not begin acquiring an MMIS replacement by July 1, 2018. The State currently receives a 75.0% federal match for the operation of the System. Failure to begin improving the MMIS reduced the match to 50.0%.

The MMIS is central to Medicaid operations in Iowa. The System is used to process Medicaid claims, analyze data, and support federal reporting. These systems are large and complex, and replacement costs in other states have typically exceeded \$100.0 million. System upgrades will be supported by a 90/10 federal match. For Iowa, the DHS projected a total cost of \$100.8 million. The DHS has twice attempted to update the MMIS. In 2012, the contract award was appealed, and the second attempt in 2014 was ended when it was determined Medicaid would move to a managed care program.

Funding

In the 2018 Legislative Session the General Assembly appropriated a total of \$9.8 million from the Technology Reinvestment Fund (TRF) to the DHS over seven fiscal years. The appropriations are as follows:

- FY 2019: \$636,000
- FY 2020: \$1,228,535
- FY 2021: \$1,979,319
- FY 2022: \$1,625,363
- FY 2023: \$1,416,680
- FY 2024: \$1,578,280
- FY 2025: \$1,335,178

The DHS was appropriated a total of \$14.4 million from the TRF over a four-year period in 2011 Iowa Acts, chapter [133](#) (FY 2012 Infrastructure Appropriations Act), for technology upgrades. In FY 2016, \$3.0 million that was scheduled to revert at the close of FY 2016 was transferred to the Rebuild Iowa Infrastructure Fund (RIIF) in Iowa Acts, chapter [1133](#) (FY 2017 Infrastructure Appropriations Act). For FY 2018, \$1.0 million was appropriated from the TRF.

Budget Unit Number

415067N0943

1443765

More Information

LSA Staff Contact: Maria Wagenhofer (515.281.5270) maria.wagenhofer@legis.iowa.gov

BUDGET UNIT BRIEF – FY 2025

Fiscal Services Division

July 1, 2023



Ground Floor, State Capitol Building

Des Moines, Iowa 50319

515.281.3566

OCIO Phone Management Software — TRF

Purpose

This appropriation covers the costs for the Department of Management, Office of the Chief Information Officer to secure and manage State-issued computers and smartphones through installation and implementation of the software designed to centrally manage all State mobile devices and restrict access to specified websites on State of Iowa devices. The appropriation is expected to fund a three-year period of implementation.

Funding

The General Assembly appropriated approximately \$3.2 million from the Technology Reinvestment Fund in FY 2024 for this purpose.

Budget Unit Number

1850C660943

1443991

More Information

Iowa Department of Management, Division of Information Technology: ocio.iowa.gov/
LSA Staff Contact: Maria Wagenhofer (515.281.5270) maria.wagenhofer@legis.iowa.gov

BUDGET UNIT BRIEF – FY 2025

Fiscal Services Division

July 1, 2024



Ground Floor, State Capitol Building

Des Moines, Iowa 50319

515.281.3566

Poison Control Center — TRF

Purpose

This funding will be used to replace a toxicology database and enhance the Iowa Poison Control Center's (IPCC) electronic medical record system. The IPCC offers free, confidential medical advice 24 hours a day, 7 days a week, regardless of health insurance, immigration status, or language preference. Calls are answered by physicians, nurses, and pharmacists with highly specialized training in handling poison, with the goal of reducing emergency department visits and fatalities through in-home treatment. Funds are utilized as an administration match for the Children's Health Insurance Program (CHIP).

Funding

This appropriation is funded from the Technology Reinvestment Fund (TRF).

Budget Unit Number

415067Q0943

1443799

More Information

Iowa Poison Control Center: www.iowapoison.org
LSA Staff Contact: Maria Wagenhofer (515.281.5270) maria.wagenhofer@legis.iowa.gov

BUDGET UNIT BRIEF – FY 2025

Fiscal Services Division

July 1, 2024



Ground Floor, State Capitol Building

Des Moines, Iowa 50319

515.281.3566

Repurpose/Install CTI Sound Systems — TRF

Purpose

This appropriation will be used to repurpose and update sound systems in courthouses across the State. The updated equipment will support remote proceedings and will help courtroom participants hear court proceedings and see information being presented.

Funding

This funding was first appropriated in FY 2023 from the Technology Reinvestment Fund (TRF).

Related Statutes and Administrative Rules

Iowa Code chapter [602](#)

Budget Unit Number

44403B40943

1443953

More Information

Iowa Judicial Branch: www.iowacourts.gov
LSA Staff Contact: Maria Wagenhofer (515.281.5270) maria.wagenhofer@legis.iowa.gov

BUDGET UNIT BRIEF – FY 2025

Fiscal Services Division

July 1, 2024



Ground Floor, State Capitol Building

Des Moines, Iowa 50319

515.281.3566

Searchable Online Databases — TRF

Purpose and History

During the 2011 Legislative Session, [HF 45](#) (Appropriations Adjustments Act) included a requirement that the Department of Management develop, and make available to the public, online searchable databases for budget and tax rate information with specified information included. The databases are being maintained in coordination with the Department of Administrative Services and the Department of Revenue.

Funding

This project has received funding from the Rebuild Iowa Infrastructure Fund (RIIF) and the Technology Reinvestment Fund (TRF) since FY 2012.

Related Statutes and Administrative Rules

Iowa Code chapter [8G](#)

Budget Unit Number

5320DA60943

1443831

More Information

LSA Staff Contact: Maria Wagenhofer (515.281.5270) maria.wagenhofer@legis.iowa.gov

BUDGET UNIT BRIEF – FY 2025

Fiscal Services Division

July 1, 2024



Ground Floor, State Capitol Building

Des Moines, Iowa 50319

515.281.3566

Socrata License — TRF

Purpose and History

This appropriation funds the annual license for the [Iowa Data Portal](#), which is hosted by Socrata. The website provides online data for a variety of topics related to the State. The funding is appropriated to the Iowa Department of Management, which manages the site.

Funding

The General Assembly appropriates this funding from the Technology Reinvestment Fund (TRF). Funding was first appropriated in FY 2022.

Related Statutes and Administrative Rules

Iowa Code chapter [8](#)

Budget Unit Number

5320DC20943

1443833

More Information

Iowa Data: data.iowa.gov
LSA Staff Contact: Maria Wagenhofer (515.281.5270) maria.wagenhofer@legis.iowa.gov

BUDGET UNIT BRIEF – FY 2025

Fiscal Services Division

July 1, 2024



Ground Floor, State Capitol Building

Des Moines, Iowa 50319

515.281.3566

Statewide Education Data Warehouse — TRF

Purpose and History

Appropriations are made from the infrastructure budget to the Department of Education for a statewide education data warehouse that is used in conjunction with systemwide improvements for educational resources and accessibility of the resources.

The data warehouse, known as EdInsight, is intended to create a combined education information system for teachers, parents, administrators, Area Education Agency (AEA) staff, Department of Education staff, and policymakers. The purpose is to facilitate the flow of student data between Iowa high schools and postsecondary institutions nationally, as well as among those postsecondary institutions, and to facilitate the flow of student data among Iowa school districts. EdInsight provides AEAs, school districts, and stakeholders with the tools to evaluate individual students and group performance over time. For example, statewide testing information is available beginning with the 2004-2005 school year. In addition, the Department of Education uses the funds from this appropriation for its eTranscript data system and for the development of a permanent transcript repository for student records.

The General Assembly provides language in the appropriation to allow the multiuse of the appropriation because the data warehouse and the electronic transcript and student record project are all components of a State longitudinal data system that provides the ability to track students throughout their education via interconnectivity with multiple schools. The Department of Education received a federal grant from the U.S. Department of Education's Institute of Education Sciences to design and implement the longitudinal data system. The goal behind the federal Statewide Longitudinal Data System Grant Program is to enhance the ability of states, districts, schools, and other stakeholders to make data-driven decisions that help improve student learning as well as facilitate research to increase student achievement and close achievement gaps.

State Funding

Funding for the data warehouse began in FY 2008. Appropriations since that time have been from the Technology Reinvestment Fund (TRF) and the Rebuild Iowa Infrastructure Fund (RIIF). Costs for operation of the system, including ongoing licensing and fees, are approximately \$1.0 million annually. The remainder of the funding for the data warehouse is supplemented by other Department funds.

Related Statutes and Administrative Rules

Iowa Code chapter [256](#)

Budget Unit Number

282068J0943

1443852

More Information

Iowa Department of Education: educateiowa.gov
LSA Staff Contact: Maria Wagenhofer (515.281.5270) maria.wagenhofer@legis.iowa.gov

BUDGET UNIT BRIEF – FY 2025

Fiscal Services Division

July 1, 2024



Ground Floor, State Capitol Building

Des Moines, Iowa 50319

515.281.3566

Tax System Modernization — TRF

Purpose

This appropriation is intended to begin the process of modernizing the State's tax system. The Iowa Department of Revenue intends to adopt a Web-based tax administration system that will be the single point for collecting Iowa taxes. In total, the system upgrade is expected to cost \$89.9 million.

Funding

This appropriation is funded from the Technology Reinvestment Fund (TRF).

Related Statutes and Administrative Rules

Iowa Code chapter [421](#)

Budget Unit Number

6250T050943

1443860

More Information

Iowa Department of Revenue: tax.iowa.gov
LSA Staff Contact: Maria Wagenhofer (515.281.5270) maria.wagenhofer@legis.iowa.gov

BUDGET UNIT BRIEF – FY 2025

Fiscal Services Division

July 1, 2024



Ground Floor, State Capitol Building

Des Moines, Iowa 50319

515.281.3566

Voter Registration System Update — TRF

Purpose

These appropriations will support an upgrade of the IVOTERS application. IVOTERS is Iowa’s election management system. The funding will also support changes that are required to implement 2017 Iowa Acts, chapter [110](#) (Regulation of Election and Voting Act), which authorized 17-year olds to vote in a primary election if they will be 18-year olds at the time of a general or regular city election.

The IVOTERS application contains Iowa’s voter information and is the central application for elections management. The current system was created in 2005, and the Secretary of State has identified a need to upgrade the system. Specifically, the Secretary of State identified a need to withstand cyberattacks, correct for human error, better support absentee voting, and provide additional analytical capabilities.

Funding

In total, the General Assembly appropriated \$7.4 million to IVOTERS from the Technology Reinvestment Fund (TRF) over five fiscal years. Funding supports the implementation of 2017 Iowa Acts, chapter 110, a request for proposals (RFP) to upgrade IVOTERS; and the upgrade of the IVOTERS application.

Appropriation Uses

2017 Iowa Acts, ch. 110	\$	190,000
IVOTERS RFP		160,000
IVOTERS Upgrade		7,000,000
Total	\$	7,350,000

Appropriations by Year

FY 2019	\$	1,050,000
FY 2020		2,100,000
FY 2021		1,400,000
FY 2022		1,400,000
FY 2023		1,400,000
Total	\$	7,350,000

Budget Unit Number

6350DD20943

1443907

More Information

Iowa Secretary of State website: sos.iowa.gov
LSA Staff Contact: Maria Wagenhofer (515.281.5270) maria.wagenhofer@legis.iowa.gov