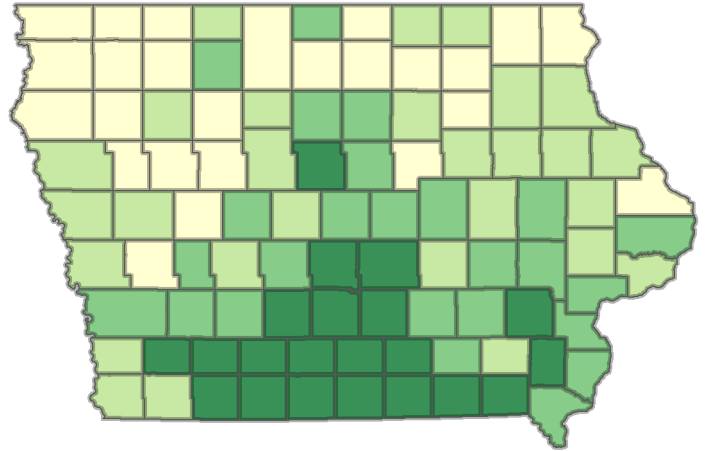
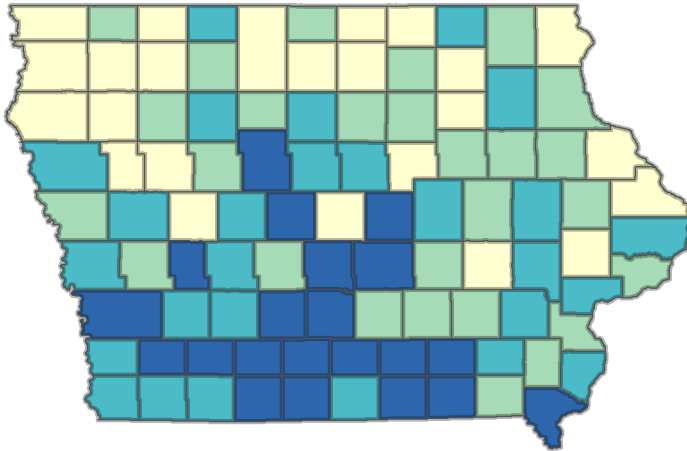


# Consolidated Property Tax Rates by County – FY 2018

Average Urban Rate

Average Rural Rate



- Average Urban Rate
- Light Yellow: \$21.67 - \$34.00
  - Light Green: \$34.01 - \$37.00
  - Light Blue: \$37.01 - \$40.00
  - Dark Blue: \$40.01 - \$53.15

**\$37.89**

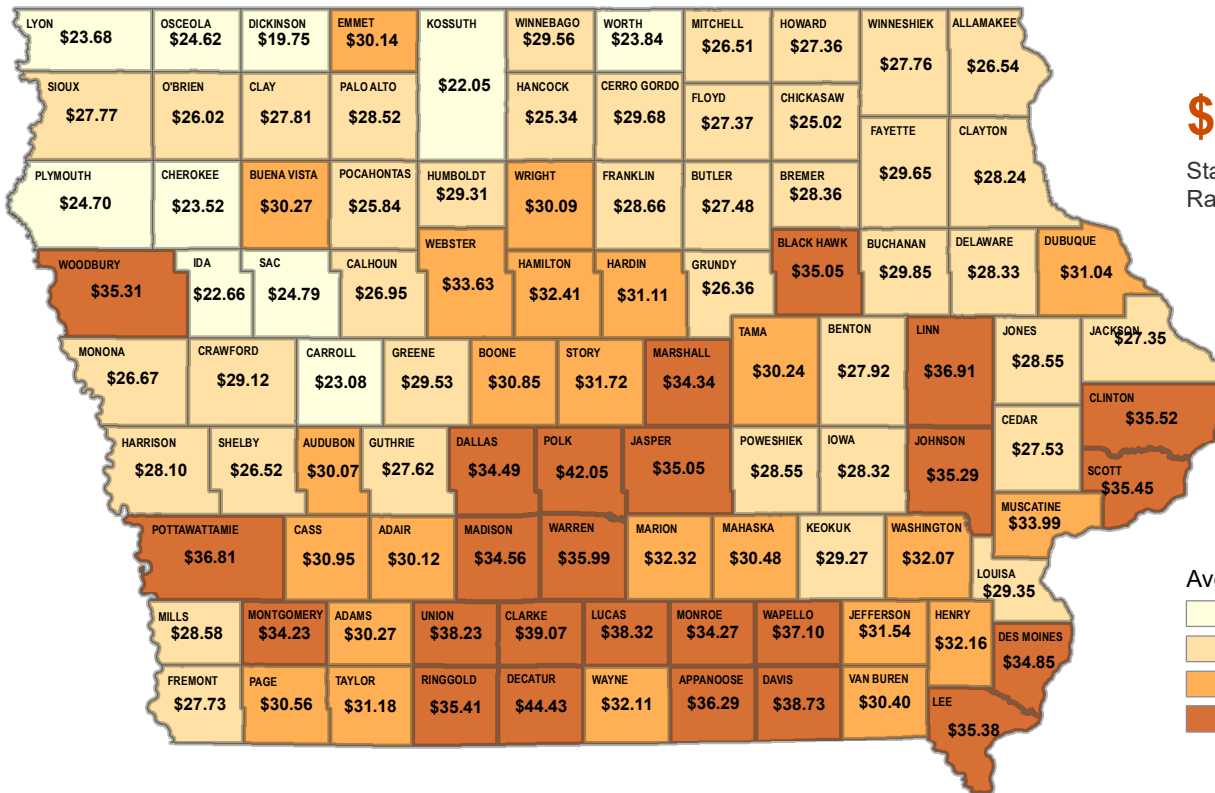
Statewide Average Urban Rate

- Average Rural Rate
- Light Yellow: \$16.69 - \$24.00
  - Light Green: \$24.01 - \$26.00
  - Medium Green: \$26.01 - \$28.00
  - Dark Green: \$28.01 - \$39.95

**\$25.67**

Statewide Average Rural Rate

Countywide Average Rate



**\$33.14**

Statewide Average Rate

Average County Rate

- Light Yellow: \$19.75 - \$25.00
- Light Orange: \$25.01 - \$30.00
- Medium Orange: \$30.01 - \$34.00
- Dark Orange: \$34.01 - \$44.43

Note: The countywide average rate is the aggregate of the property tax within the county divided by the total taxable valuation (with gas and electric utilities) within the county divided by \$1,000.

Sources: Department of Management, LSA calculations  
 LSA Staff Contact: Jeff Robinson (515.281.4614) [jeff.robinson@legis.iowa.gov](mailto:jeff.robinson@legis.iowa.gov)