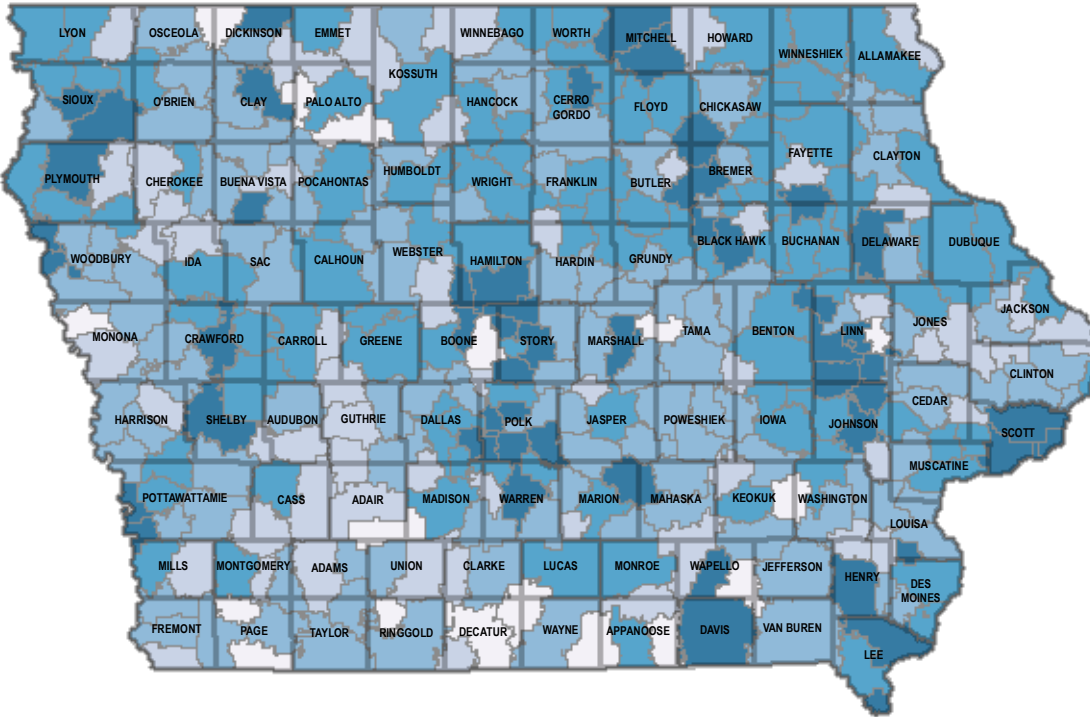


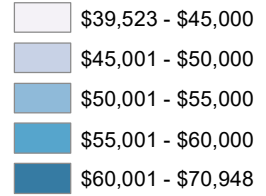
# Average Full-Time Teacher Salary by School District — FY 2022



**\$59,439**

Iowa Average

Average Salary



Highest Five:

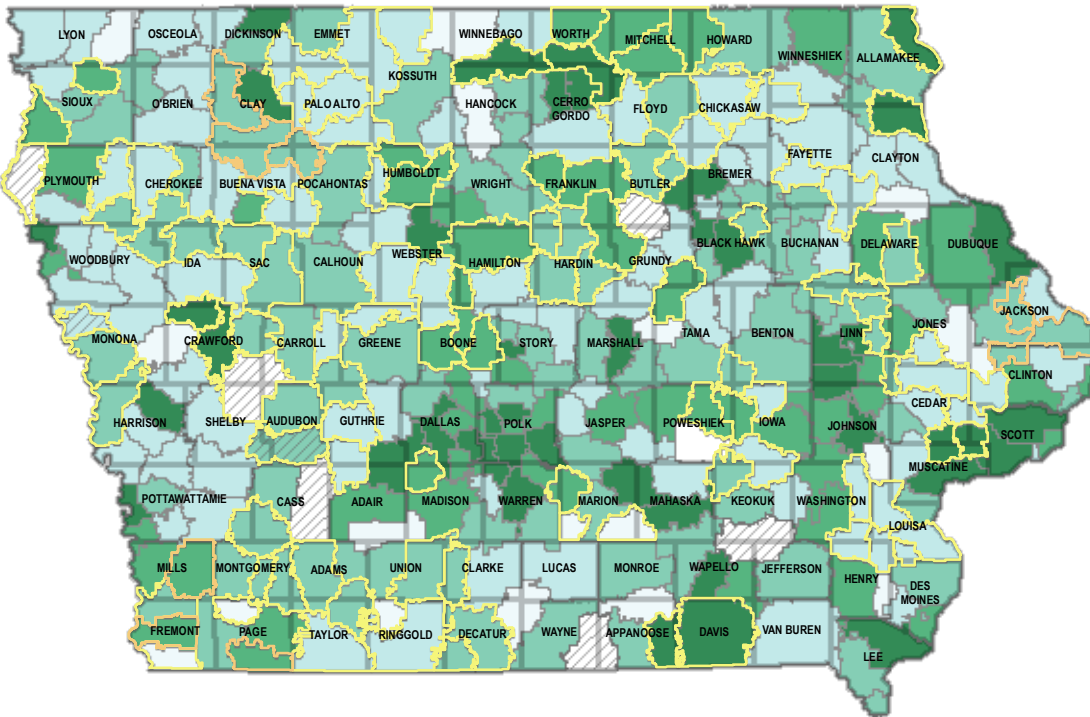
1. Sergeant Bluff-Luton - \$70,948
2. Iowa City - \$69,937
3. Le Mars - \$69,655
4. Linn-Mar - \$69,204
5. Ankeny - \$68,996

Lowest Five:

330. Mormon Trail - \$39,523
329. Essex - \$42,761
328. Diagonal - \$43,093
327. Whiting - \$43,346
326. South Page - \$43,914

Note: Full-time average regular teacher salary represents the salary paid for regular position responsibilities, including teacher salary supplement and professional development.

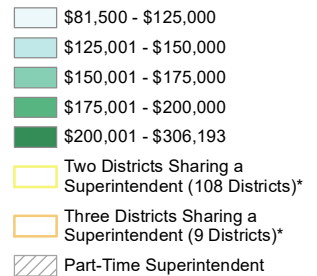
# Full-Time Superintendent Salary by School District — FY 2022



**\$167,047**

Iowa Average

Superintendent Salary



Highest 10:

1. Des Moines Ind. - \$306,193
2. Cedar Rapids - \$270,060
3. Waukee - \$265,000
4. W. Central Valley - \$251,664
5. Sioux City - \$248,646
6. Linn-Mar - \$245,248
7. Ankeny - \$240,000
8. Council Bluffs - \$239,387
9. Davenport - \$239,000
10. College - \$237,862

\*Highlighted school districts indicate that a superintendent is shared between multiple districts. Superintendent employment status is based on information reported by the Iowa Department of Education.