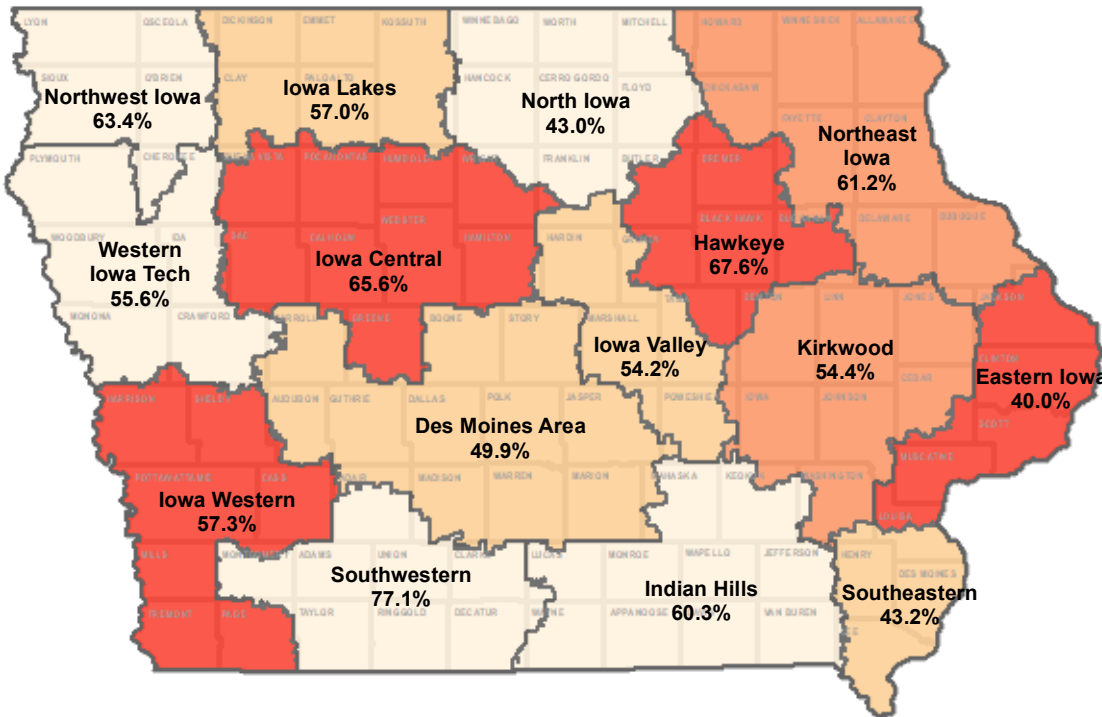


# Average Debt and Yearly Expenses by Community College District

## Average Debt at Graduation — FY 2019



Statewide:

**\$14,153**

Average Debt at Graduation

**54.7%**

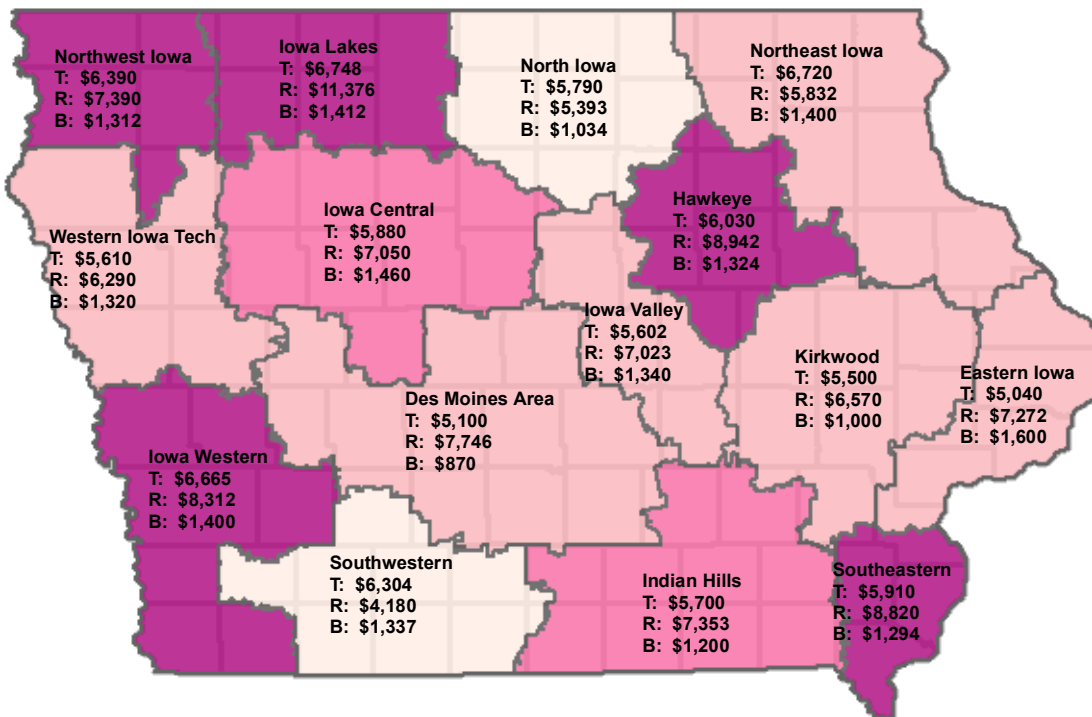
Percentage of Graduates with Debt

Average Debt



Note: The community colleges report this data only for students who begin and complete a degree program at the same institution. Percentage figures represent the percentage of community college graduates who graduate with debt.

## Yearly Student Expenses — FY 2021



Statewide:

**\$5,933**

Average Tuition and Fees

**\$7,303**

Average Off-Campus Room and Board

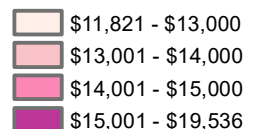
**\$1,287**

Average Book and Supply Cost

**\$14,523**

Average Yearly Expenses

Total Yearly Student Expenses



Note: Top-to-bottom figures by community college district represent FY 2020 tuition and fees (T), room and board (R), and estimated book and supply costs (B) for a student enrolled full-time. Room and board estimates are based upon off-campus residence.

Sources: College Student Aid Commission, LSA calculations  
 LSA Staff Contact: Ron Robinson (515.281.6256) [ron.robinson@legis.iowa.gov](mailto:ron.robinson@legis.iowa.gov)