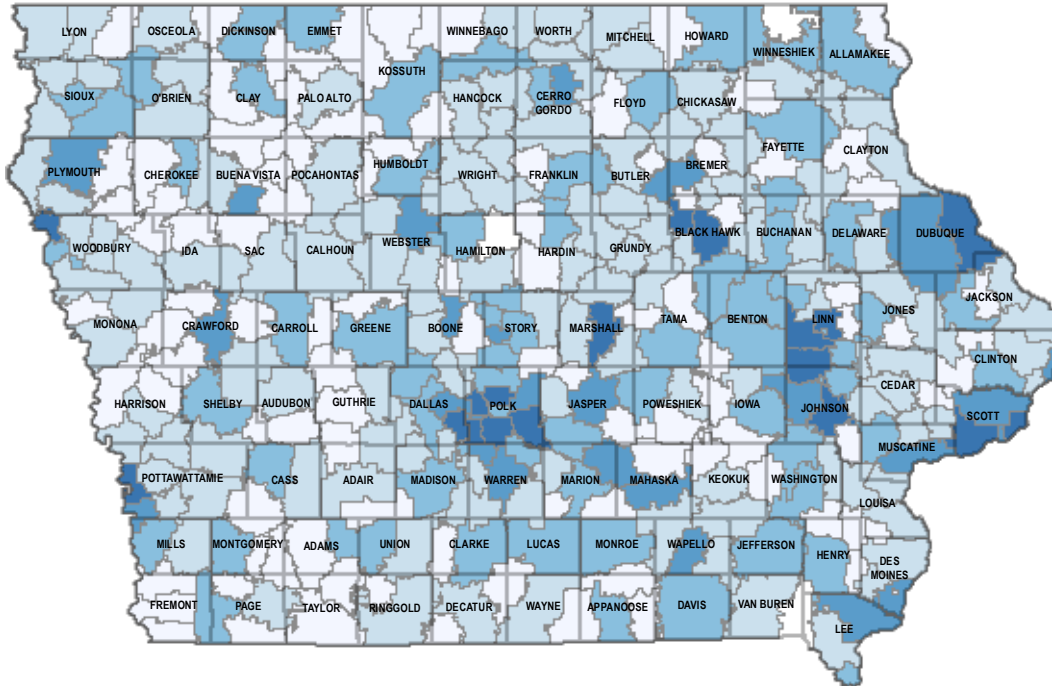



# Certified Enrollment by School District — Fall 2019



**490,109**

Statewide Certified Enrollment

Certified Enrollment



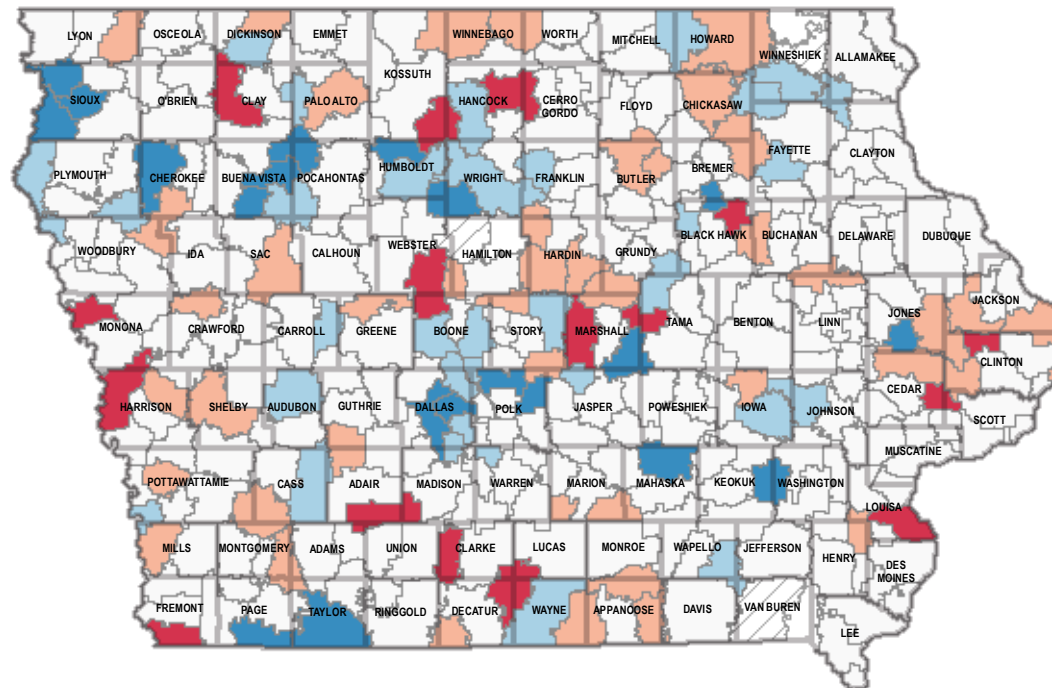
Highest Five:

1. Des Moines Ind.: 32,607
2. Cedar Rapids: 16,852
3. Sioux City: 15,017
4. Davenport: 14,931
5. Iowa City: 14,572

Lowest Five:

323. Gilmore City-Bradgate: 163
324. Twin Rivers: 150
325. LuVerne: 146
326. Stratford: 138
327. Diagonal: 103

# Percent Change in Certified Enrollment — Fall 2019 vs. Fall 2018

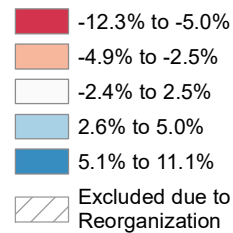


**+2,457** Pupils

**+0.5%** Percent Change

Statewide Enrollment Change

Percent Change by District



Highest Five:

1. Twin Rivers: 11.1%
2. North Mahaska: 8.6%
3. East Marshall: 8.3%
4. Laurens-Marathon: 8.2%
5. Adel-DeSoto-Minburn: 7.5%

Lowest Five:

323. Clay Central-Everly: **-7.7%**
324. Mormon Trail: **-7.8%**
325. Orient-Macksburg: **-9.6%**
326. LuVerne: **-11.0%**
327. Hamburg: **-12.3%**

Note: Certified enrollment refers to the October 2019 certified enrollment for each school district as reported by the Department of Education. This enrollment figure is used to establish funding for the 2019-2020 school year. School districts that consolidated in the 2019-2020 school year were excluded.