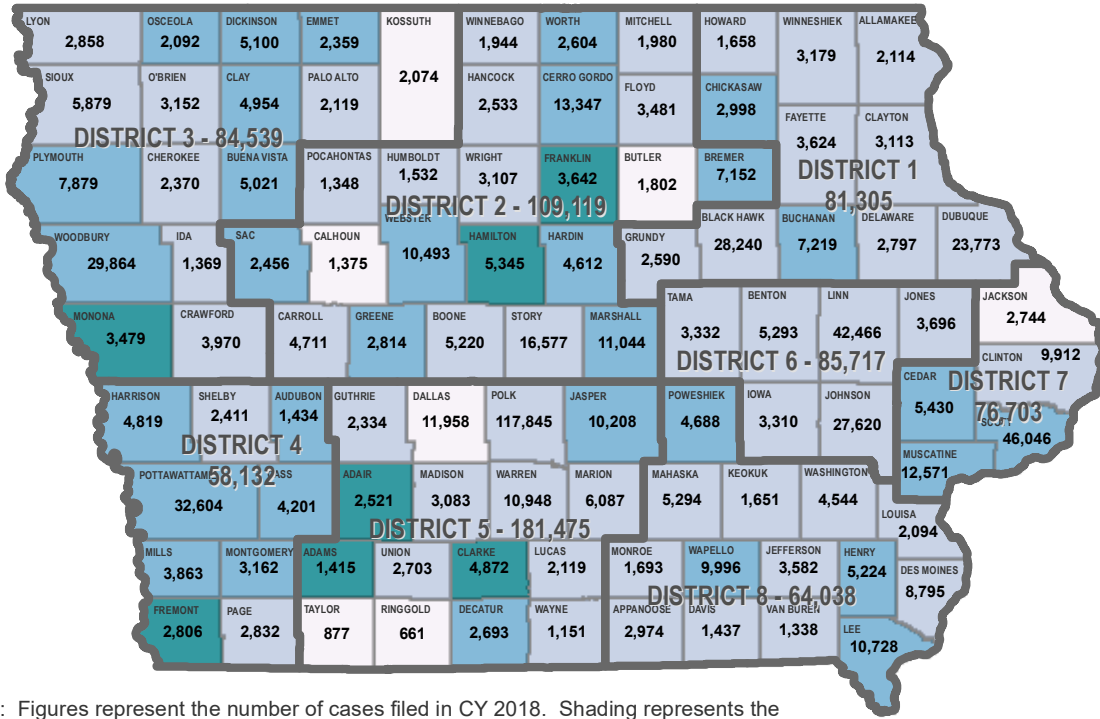
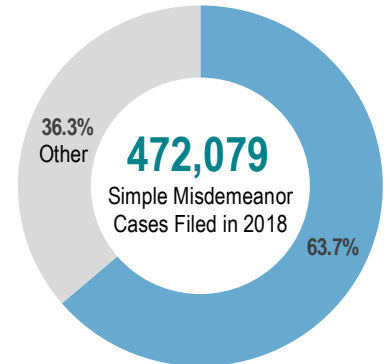


Iowa District Court Case Filings — 2018



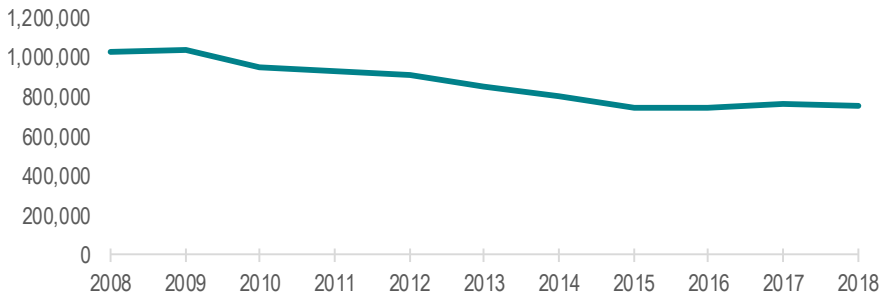
Note: Figures represent the number of cases filed in CY 2018. Shading represents the number of cases per capita based on the 2018 Census Population Estimate by county. The CY 2018 total number of filings in each county for the 11 different case types was provided by the Judicial Branch on August 8, 2019. The 2018 filings total does not include probation revocations.

Simple Misdemeanor Cases Compared to Other Case Types — 2018



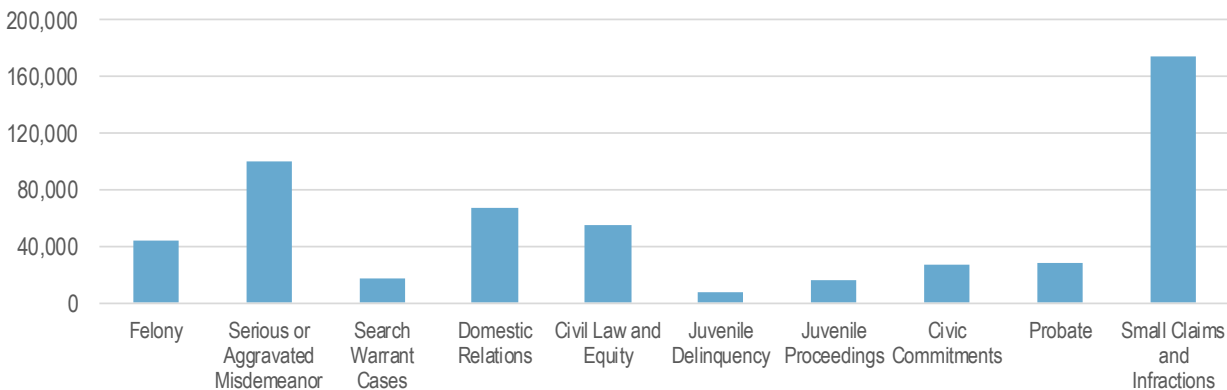
The majority of simple misdemeanor cases are State traffic violations.

Iowa District Court Case Filings by Calendar Year — 2008-2018



Iowa Case Filings by Type — 2018

Simple Misdemeanor and Mental Health/Substance Abuse Cases Excluded



Source: Iowa Courts, U.S. Census 2018 Population Estimate
 LSA Staff Contact: Laura Book (515.205.9275) laura.book@legis.iowa.gov