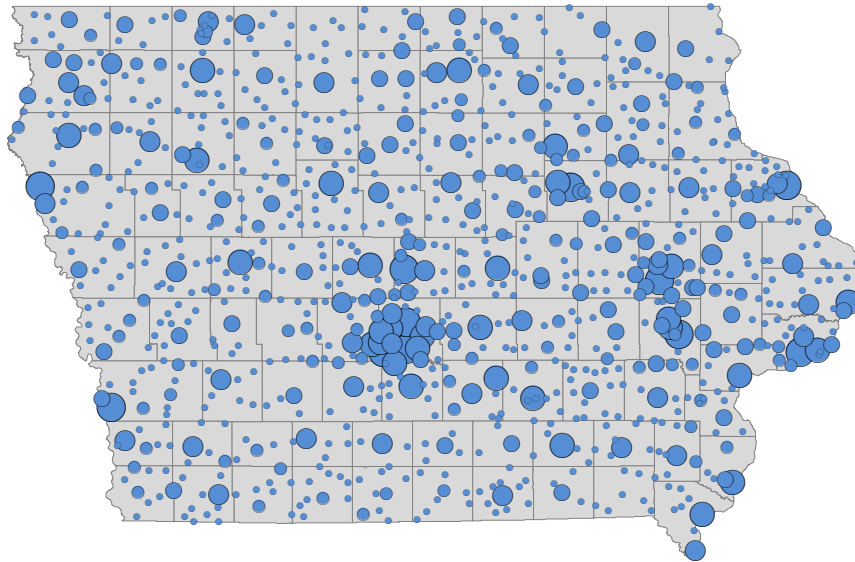


Selected Iowa Population Facts — 2022



2,576,907

Iowa Population in Cities (80.5%)

623,610

Iowa Population in Unincorporated Areas

In 2022, Iowa had **941** incorporated places.

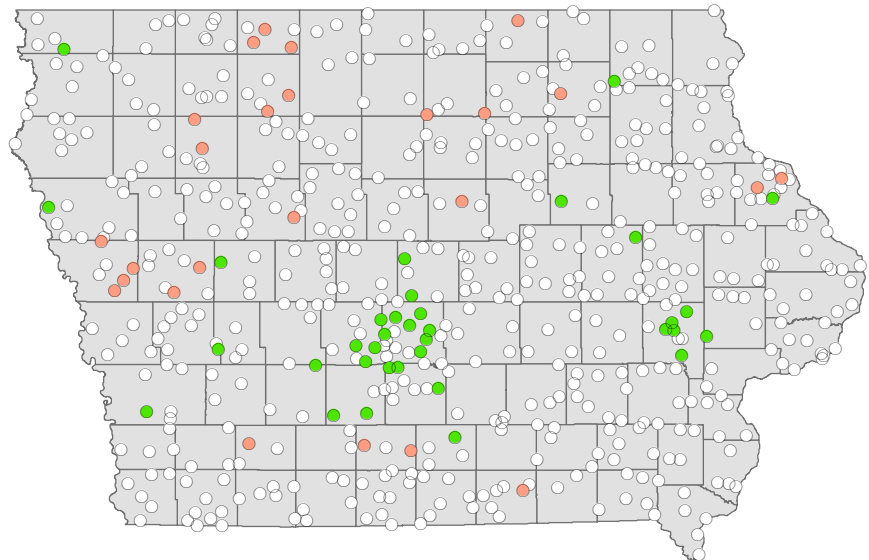
- There were 668 places with fewer than 1,000 residents.
- There were 105 places with between 1,000 and 1,999 residents.
- There were 83 places with between 2,000 and 4,999 residents.
- There were 43 places with between 5,000 and 9,999 residents.
- There were 31 places with between 10,000 and 49,999 residents.
- There were 11 places with more than 50,000 residents.

Percentage of Population Change in Select Cities from 2020 to 2022:

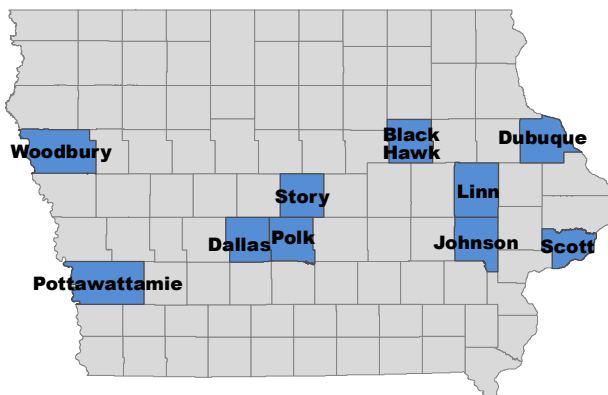
- -5.4% to -3.0%
- -2.9% to 3.0%
- 3.1% to 28.6%

10 Highest in Percentage Change:

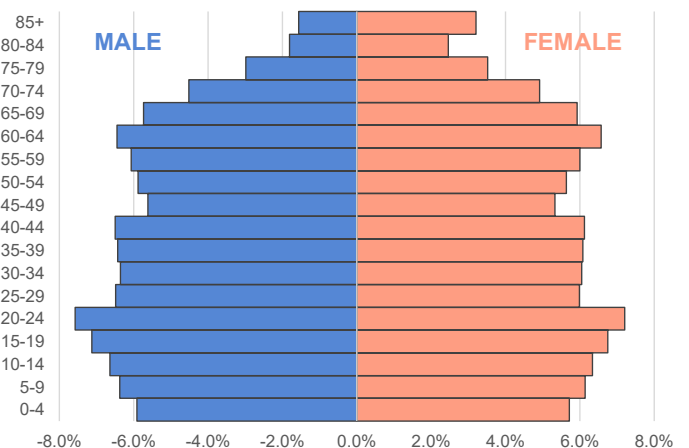
1. Tiffin: 28.6%
2. Waukee: 21.8%
3. Granger: 18.2%
- (tie) Brouncker: 18.2%
5. Elkhart: 13.2%
6. Cumming: 12.7%
7. Norwalk: 10.8%
8. Pleasant Hill: 10.1%
9. Altoona: 9.8%
10. Polk City: 9.1%



10 counties contain 53.0% of Iowa's population



Iowa Population by Age and Gender



Source: U.S. Census Bureau, 2022 Population and Housing Estimate
 LSA Staff Contact: Michael Peters (515.281.6934) michael.peters@legis.iowa.gov