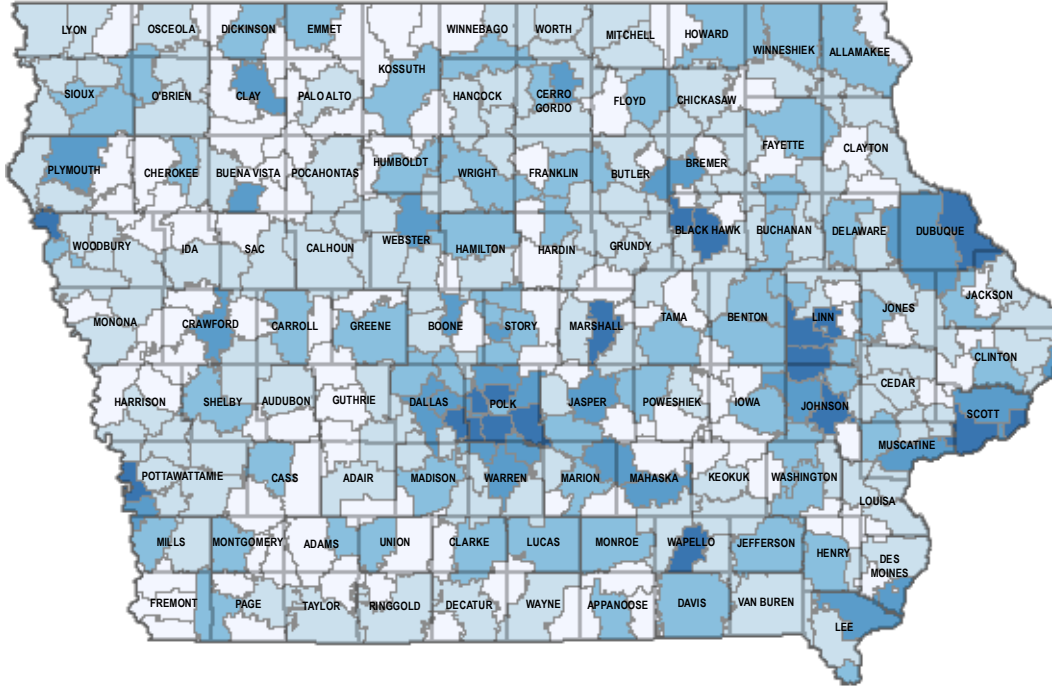



# Certified Enrollment by School District — Fall 2022



Statewide Certified Enrollment

**486,476**

Certified Enrollment by District



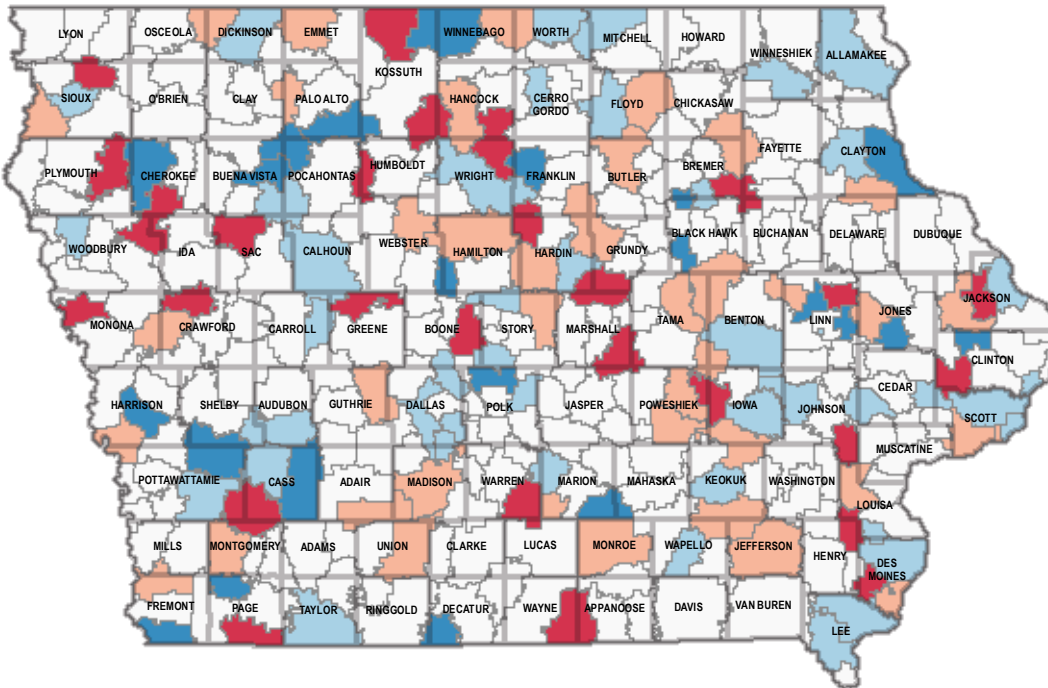
Highest Five:

1. Des Moines Ind.: 30,774
2. Cedar Rapids: 15,959
3. Sioux City: 14,840
4. Iowa City: 14,440
5. Davenport: 14,165

Lowest Five:

323. Gilmore City-Bradgate: 174
324. Twin Rivers: 160
325. LuVerne\*: 139
326. Stratford: 133
327. Diagonal: 112

# Percent Change in Certified Enrollment — Fall 2022 vs. Fall 2021

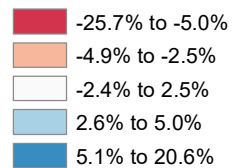


Statewide Enrollment Change

**+845** Pupils

**+0.2%** Percent Change

Percent Change by District



Highest Five:

1. Stratford: 20.6%
2. Clayton Ridge: 17.3%
3. Hamburg: 16.5%
4. CAM: 13.8%
5. CAL: 13.1%

Lowest Five:

322. Gilmore City-Bradgate: -10.1%
323. Seymour: -10.7%
325. Whiting: -11.7%
325. South Page: -15.0%
327. LuVerne\*: -25.7%

Note: Certified enrollment refers to the October 2022 certified enrollment for each school district as reported by the Department of Education. This enrollment figure is used to establish funding for the 2023-2024 school year.

\*LuVerne is consolidating with Algona effective FY 2024.

Sources: Department of Education, Bureau of Information and Analysis; LSA calculations  
LSA Staff Contact: Ron Robinson (515.281.6256) [ron.robinson@legis.iowa.gov](mailto:ron.robinson@legis.iowa.gov)